



**CHAMPAIGN COUNTY BOARD  
FACILITIES COMMITTEE AGENDA  
County of Champaign, Urbana, Illinois**

Tuesday, December 3, 2019 at 6:30  
Lyle Shields Meeting Room  
Brookens Administrative Center  
1776 E. Washington St., Urbana, IL 61802

**Committee Members:**

Stan Harper – Chair	Leah Taylor
Steve Summers – Vice Chair	James Tinsley
Mike Ingram	Jodi Wolken
Jon Rector	Charles Young

<b><u>Agenda</u></b>	<b><u>Page #</u></b>
I. Call to Order and Roll Call	
II. Approval of Agenda/Addenda	
III. Approval of Minutes – November 5, 2019	1-2
IV. Public Participation	
V. Communications	
VI. New Business	
A. Approval of Authorization for ITB#2020-001 METCAD HVAC Replacement Project Bid Document	3-19
B. Approval of Authorization for ITB#2020-002 Courthouse and JDC Video Security System Replacement Project Bid Document	20-40
C. Update on ITB#2019-002 JDC Roof Replacement Project	
D. Update on ITB#2019-004 Brookens POD 100 Roof Replacement Project	
VII. Other Business	
VIII. Presiding Officer's Report	
A. Future Meeting – Tuesday, January 7, 2020	
IX. Designation of Items to be Placed on the Consent Agenda	
X. Adjournment	

All meetings are at Brookens Administrative Center – 1776 E Washington Street in Urbana – unless otherwise noted. To enter Brookens after 4:30 p.m., enter at the north (rear) entrance located off Lierman Avenue.

Champaign County will generally, upon request, provide appropriate aids and services leading to effective communication for qualified persons with disabilities. Please contact Administrative Services, 217-384-3776, as soon as possible but no later than 48 hours before the scheduled meeting.



**Champaign County Board  
Facilities Committee  
County of Champaign, Urbana, Illinois**

**MINUTES – SUBJECT TO REVIEW AND APPROVAL**

---

**DATE:** Tuesday November 5, 2019  
**TIME:** 6:31 p.m.  
**PLACE:** Lyle Shields Meeting Room  
Brookens Administrative Center, 1776 E. Washington St., Urbana IL 61802

---

**Committee Members**

**Present:** Steve Summers, Mike Ingram, Jon Rector, Charles Young, Jodi Wolken, Leah Taylor, James Tinsley  
**Absent:** Stan Harper

**County Staff:** Dana Brenner (Facilities Director) Dan Busey (Recording Secretary)

**Others Present:** Giraldo Rosales (County Board Chair) Darlene Kloepfel (County Executive)

---

**MINUTES**

**I. Call to Order and Roll Call**

Committee Vice Chair Steve Summers called the meeting to order at 6:31 p.m.

**II. Approval of Agenda/Addenda**

**MOVED** by Mr. Rector to approve the agenda; seconded by Ms. Taylor. Upon Vote, the **Motion Carried Unanimously.**

**III. Approval of Minutes-October 7, 2019**

**MOVED** by Ms. Taylor to approve the minutes; seconded by Mr. Ingram. Upon vote, the **Motion Carried Unanimously.**

**IV. Public Participation**

None

**V. Communications**

Mr. Summers explained the process for the Semi Annual Review of CLOSED Session Minutes and passed the States Attorneys recommendation around for Board Members to review.

**VI. New Business**

**A. Update on ITB#2019-003 Courthouse Column Base Modification Project**

Mr. Brenner gave an update on the Courthouse Column Base Modification Project. Stating that work would begin within the next two weeks and that the Sheriff's Office and Court Security have

been notified of the timeline. Mr. Brenner informed the board that it is anticipated to take a couple months, however they will have a better idea after the first week of work.

B. Update on ITB#2019-004 Brookens POD 100 Roof Replacement Project

Mr. Brenner gave an update on the POD 100 Roof Replacement Project. Stating that work is moving along with the only issues being weather, causing leaks, and issues with glue smell in the building. Both issues were resolved and there are about two and a half weeks of work left before completion, reliant on the weather.

C. Update on ITB#2020-001 METCAD HVAC Replacement Project

A Proposed Project Schedule was provided to Board Members in their Agenda Packets. Mr. Brenner informed the Board that IGW Engineering is putting together a bid document based on the attached schedule. With the estimated time frame in which to bid out for the project being sometime in December. Mr. Brenner explained the flow and timeline in which he hopes to move the approval of the project through committee and the County Board with an estimated start time around mid-March. Mr. Brenner emphasized that none of the work would impair the operation of the 911 Call Center.

D. Update on ITB#2020-002 Video Security Systems – JDC & Courthouse

A Proposed Project Schedule was provided to Board Members in their Agenda Packets. Mr. Brenner mentioned the past problems that have occurred with Video Systems at both the Courthouse and the Juvenile Detention Center. Mr. Brenner informed the committee that bidding for both locations at the same time would have a positive economic impact on the projects budget and that bidding would go on around the end of December or beginning of January. The project will theoretically begin around the end of March or beginning of April.

**VII. Other Business**

A. Semi Annual Review of CLOSED Session Minutes

Mr. Summers read the States Attorneys recommendation of Semi Annual Review of CLOSED Session Minutes. Mr. Summers informed the committee that none of the applicable Closed Session Minutes are currently ripe for further review and that the need for confidentiality still remains.

Mr. Brenner handed out four possible options in which the Board could move forward on regarding the Sheriff's Facility Master Plan. The expenses and logistics for each of the different scenarios were conveyed to the committee. Discussion followed.

**VIII. Presiding Officer's Report**

A. Future Meeting-Tuesday December 3, 2019


**IX. Designation of Items to be placed on the Consent Agenda**

None

**X. Adjournment**

Meeting was adjourned at 7:00 p.m.

***\*\*Please note the minutes reflect the order of the agenda and may not necessarily reflect the order of business conducted at the meeting.***

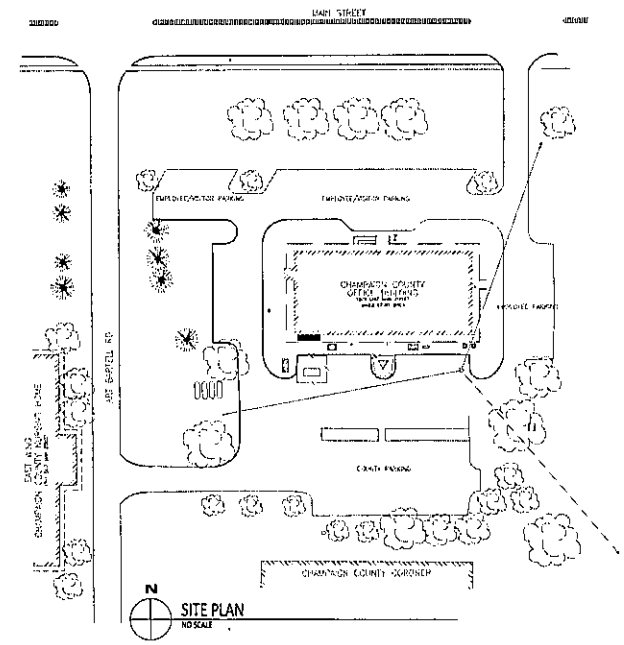
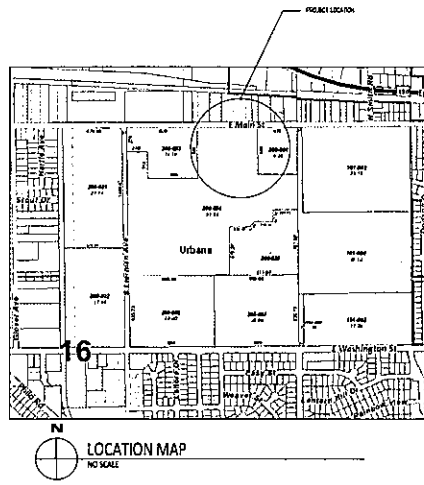


# CHAMPAIGN COUNTY ADMINISTRATIVE SERVICES

## 911 METCAD EMERGENCY COMMUNICATIONS CENTER LOWER LEVEL MECHANICAL REMODEL 1905 EAST MAIN STREET URBANA, ILLINOIS 61801


GHR Engineers & Associates, Inc.	
INDEX OF DRAWINGS	
C-1	COVER SHEET
VD-1	LOWER LEVEL FLOOR PLAN - VENTILATION DEMOLITION
VD-2	FIRST FLOOR PLAN - VENTILATION DEMOLITION
VD-3	LOWER LEVEL FLOOR PLAN - VENTILATION
VD-4	FIRST FLOOR PLAN - VENTILATION
HD-1	VENTILATION DETAILS & SCHEDULES
HD-2	LOWER LEVEL FLOOR PLAN - HEATING DEMOLITION
HD-3	FIRST FLOOR PLAN - HEATING DEMOLITION
HD-4	LOWER LEVEL FLOOR PLAN - HEATING
HD-5	FIRST FLOOR PLAN - HEATING
HD-6	HEATING SCHEDULES & SIZES
ED-1	LOWER LEVEL FLOOR PLAN - ELECTRICAL DEMOLITION
ED-2	LOWER LEVEL FLOOR PLAN - ELECTRICAL
ED-3	FIRST LEVEL FLOOR PLAN - ELECTRICAL

CODE INFORMATION		BUILDING DATA NORTH TOWER	
INTERNATIONAL BUILDING CODE	2006	OCCUPANCY CLASSIFICATION:	
INTERNATIONAL MECHANICAL CODE	2009	GROUP - BUSINESS	
INTERNATIONAL FIRE PROTECTION CODE	2009	CONSTRUCTION TYPE:	
NATIONAL ELECTRICAL CODE	2008	3A. COMBUSTIBLE/NONCOMBUSTIBLE - UNPROTECTED	
INTERNATIONAL PLUMBING CODE	2009	SPRINKLED:	YES
INTERNATIONAL WITH MINORS STATE PLUMBING CODE	2014	IFE SAFETY SYSTEM:	ONE BEAM SECTION
MINOR ACCESSIBILITY CODE	2010	EMERGENCY LIGHTING:	YES, 2008.9
MINOR FIRE AND CODES	2010	EXIT SIGNS:	YES, 2008.1
ADA STANDARDS FOR ACCESSIBLE DESIGN	2010	FIRE ALARMS AND SMOKE DETECTION SYSTEMS:	YES, 2007.2
MINOR ACCESSIBILITY CODE	2010		



FILE: A:\GIS Projects\7205 - Metcad Building - 1905 East Main - Mechanical Remodel\Sheet\C-1.dwg  
PLOT DATE: 11/27/2019

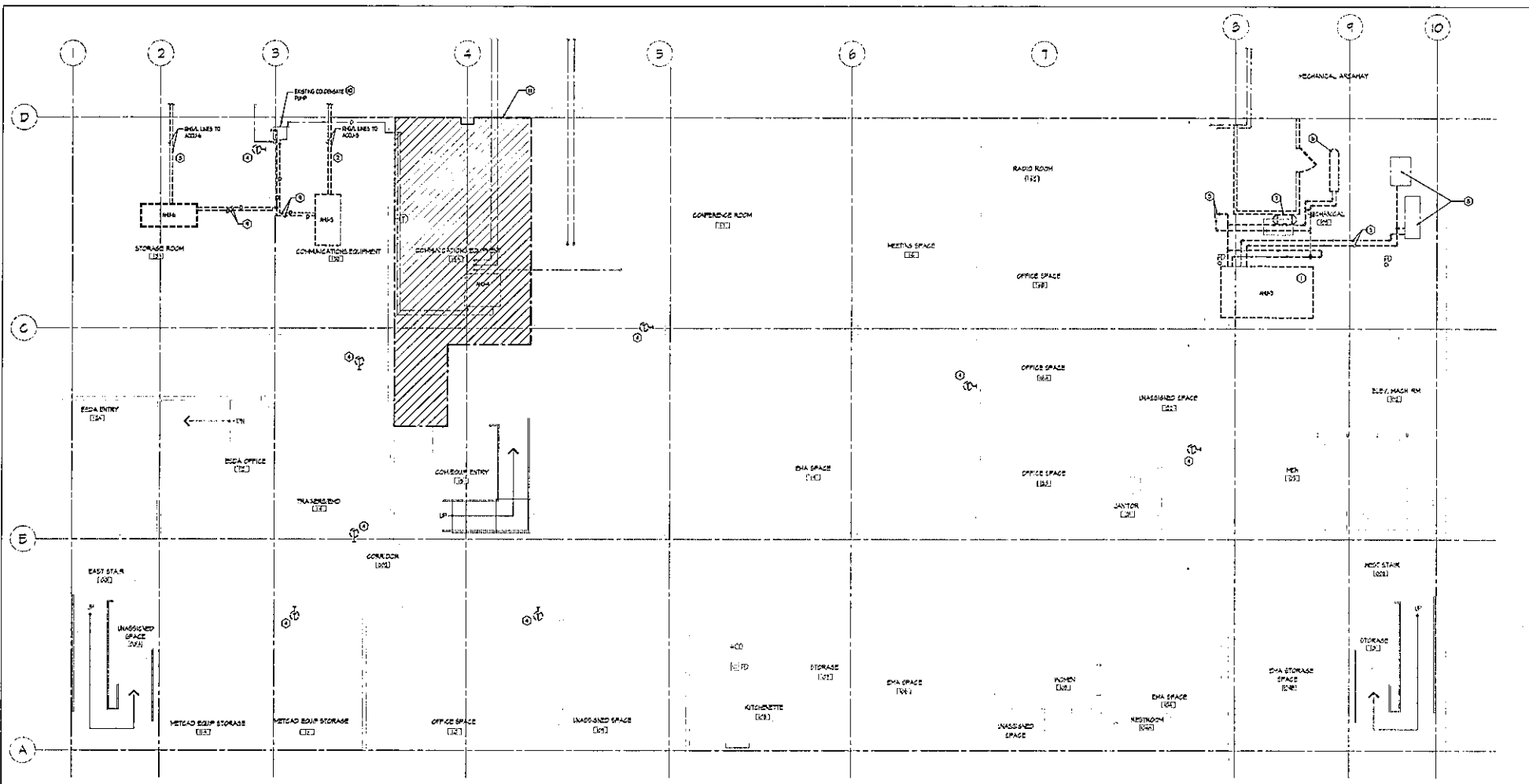
DATE	NO.	DESCRIPTION



**COVER SHEET**  
**911 METCAD EMERGENCY COMMUNICATIONS CENTER**  
 CHAMPAIGN COUNTY OFFICE BUILDING  
 1905 E. MAIN ST. URBANA, ILLINOIS

MLT	JNG	SHEET: <b>C-1</b>
NOV 27, 2019		
OWNER REVIEW		
7205		

FILE # 18246 REVISED 7/2019 - METCAD BUILDING - 1925 East Main - Mechanical Engineer - PLAN/MECHANICAL - 1925-18246  
 REVISION: 11/27/2019



**LOWER LEVEL FLOOR PLAN - HEATING DEMOLITION**  
 SCALE: 1/4" = 1'-0"


**KEYED NOTES - FOR THIS SHEET ONLY**

- 1 REMOVE EXISTING MH-3 AND ASSOCIATED RIGID LINES TO UNIT ACCESS ON GRADE ABOVE
- 2 REMOVE EXISTING MH-3 RIGID LINES PATCH AND SEAL WALL AS REQUIRED
- 3 REMOVE EXISTING MH-4 RIGID LINES PATCH AND SEAL WALL AS REQUIRED
- 4 EXISTING PREPARED TERMINAL 1 ASSOCIATED LINES TO BE REMOVED
- 5 REMOVE EXISTING HH PIPING BACK TO RISERS AND METAL DALL VALVES TO FACILITATE HH CONNECTIONS
- 6 EXISTING AIR-ENDED HEAT EXCHANGER TO BE REMOVED
- 7 EXISTING CONTROLS COMPRESSOR TO BE REMOVED
- 8 EXISTING EXPANSION TANK AND AIR SEPARATOR TO BE REMOVED
- 9 REMOVE COORDINATE DRAIN LINE BACK TO COORDINATE PUMP AS SHOWN
- 10 EXISTING COORDINATE PUMP TO REMAIN
- 11 ALTERNATE #2 REMOVE EXISTING MH-4 AND ASSOCIATED DEPENDENT AND COORDINATE DRAIN LINE

**GENERAL NOTES:**

- 1. COORDINATE ALL WORK WITH OWNER AND OTHER TRADES.
- 2. INSTALL ALL EQUIPMENT PER MANUFACTURER'S INSTALLATION INSTRUCTIONS.
- 3. FIELD VERIFY EXISTING COORDINATE TO COORDINATE FOR INSTALLATION OF NEW WORK AND EQUIPMENT.
- 4. VERIFY PROPOSED DIMENSIONS OF EXISTING HOT WATER SYSTEM.
- 5. FIELD VERIFY ALL EXISTING PIPE SIZES FOR HIGH CONNECTIONS.

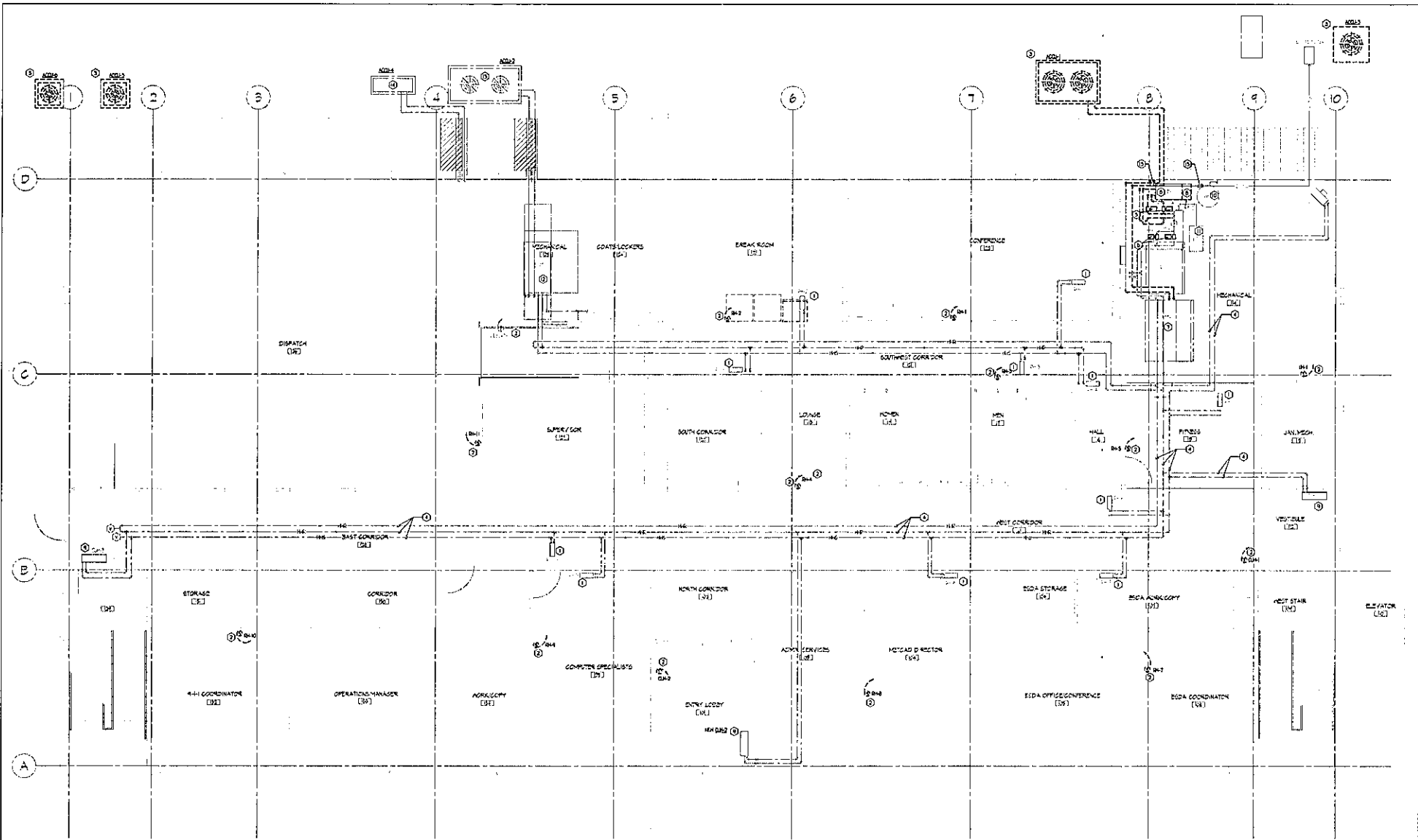
DATE	NO.	DESCRIPTION



**LOWER LEVEL FLOOR PLAN - HEATING DEMOLITION**  
**911 METCAD EMERGENCY COMMUNICATIONS CENTER**  
**CHAMPAIGN COUNTY OFFICE BUILDING**  
**1905 E. MAIN ST. URBANA, ILLINOIS**

MSH	JNG	SHEET: <b>HD-1</b>
NOV 27, 2019		
OWNER REVIEW		
7205		

FILE: N:\2016 Projects\2019 - Metcad Building - Metcad Building - Metcad\2019 - HD-2.dwg  
 PLOTTED: 11/27/2019



**FIRST FLOOR PLAN - HEATING DEMOLITION**  
 SCALE: 1/4" = 1'-0"

**KEYED NOTES -** FOR THIS SHEET ONLY (1) THROUGH (12)

- (1) EXISTING DUCT HANGERS (RIGHT COIL) TO REMAIN. VERIFY COIL IS CLEAN AND IN PROPER HANGING ORDER.
- (2) REMOVE EXISTING DEC. THERMOSTAT OF ROOM AND ASSOCIATED PIPING.
- (3) REMOVE EXISTING AIR COOLED CONDENSING UNIT AND ASSOCIATED REFRIGERANT PIPING. BLUES PIPING TO BE REMOVED IN PLACE.
- (4) EXISTING HOLE PIPES TO REMAIN.
- (5) EXISTING HOLE PLUMBS TO BE REPOSED.
- (6) EXISTING 8" DIA. PIPES TO REMAIN.
- (7) REMOVE EXISTING COILS COOLING COIL FROM MECH. COORDINATE SHUTDOWN WITH OWNER TO MINIMIZE IMPACT TO DAILY OPERATION.
- (8) REMOVE EXISTING COILS.
- (9) EXISTING CORNER UNIT HANGERS TO REMAIN. VERIFY COIL IS CLEAN AND IN PROPER HANGING ORDER.
- (10) EXISTING WATER HEATER TO REMAIN.
- (11) EXISTING REFRIGERANT PIPING TO REMAIN.
- (12) ALTERNATE #1: REMOVE EXISTING #1/2" AND ASSOCIATED BRASS LINES. ALTERNATE #1: REMOVE #1/2" AND EXPOSED BRASS. BLESSED PIPING TO BE REMOVED IN PLACE. ALTERNATE #2: REMOVE #1/2" AND EXPOSED BRASS. BLESSED PIPING TO BE REMOVED IN PLACE.
- (13) DISCONNECT AND REMOVE GAS PIPING TO EXISTING BURNER. VALVE AND GAS EXISTING AT #14. CLEANST. ACONE DEMO. EXISTING WATER HEATER.

**GENERAL NOTES:**


- 1. COORDINATE ALL WORK WITH OWNER AND OTHER TRADES.
- 2. INSTALL ALL EQUIPMENT PER MANUFACTURER'S WRITTEN INSTRUCTIONS.
- 3. FIELD VERIFY EXISTING CONDITIONS TO CORROBORATE PER PERMITS AND AS-BUILT RECORDS AND FIELD VERIFY.
- 4. VERIFY PROPER OPERATION OF EXISTING HOT WATER SYSTEM.
- 5. FIELD VERIFY ALL EXISTING PIPE SIZES FOR NEW CONNECTIONS.

DATE	NO.	DESCRIPTION

CHAMPAIGN COUNTY ADMINISTRATIVE SERVICES



GHR ENGINEERS, ARCHITECTS AND ASSOCIATES, INC.  
 Mechanical & Electrical Consulting Engineers

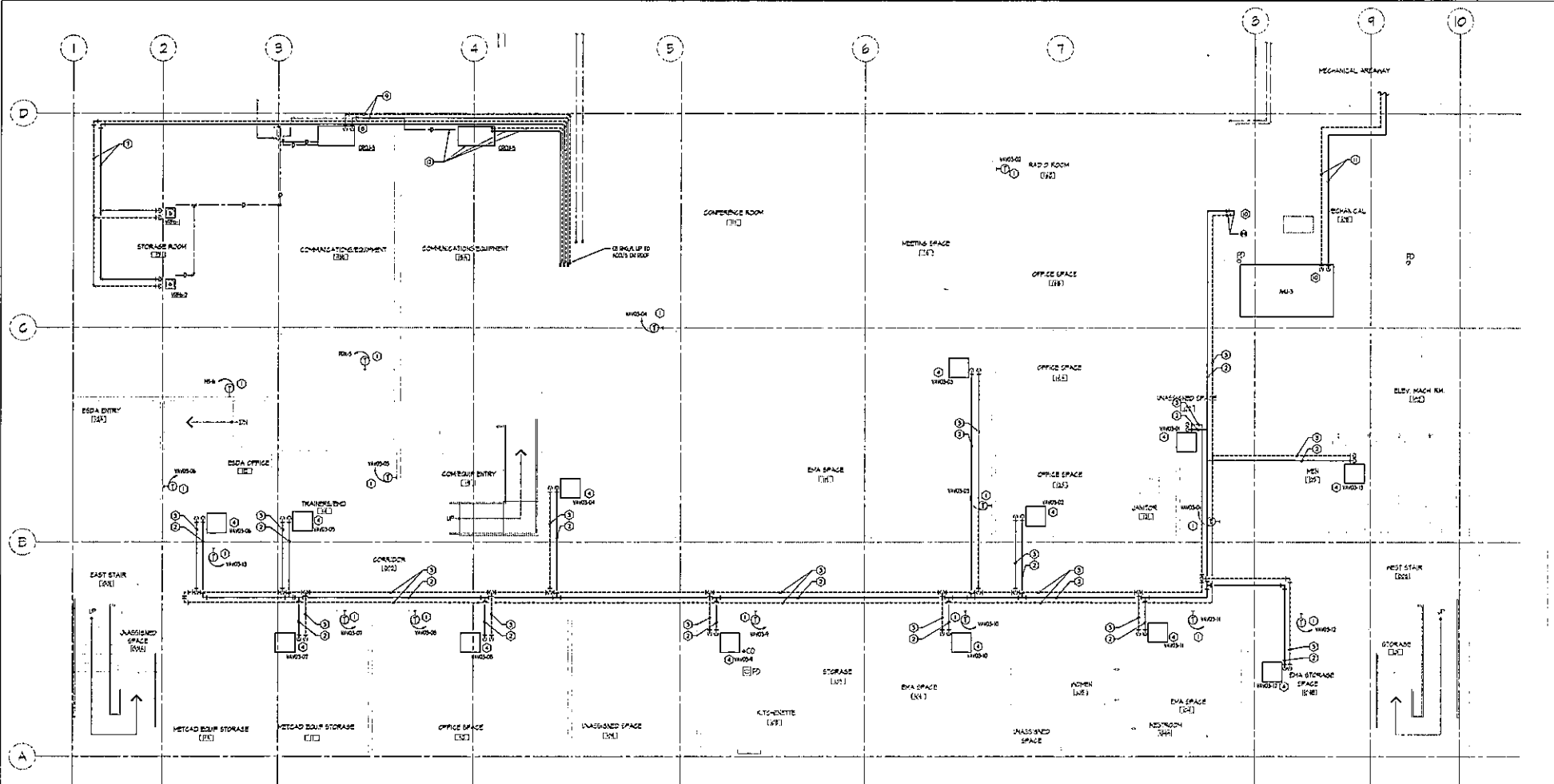


**FIRST FLOOR PLAN - HEATING DEMOLITION**  
**911 METCAD EMERGENCY COMMUNICATIONS CENTER**  
 CHAMPAIGN COUNTY OFFICE BUILDING  
 1905 E. MAIN ST. URBANA, ILLINOIS

MSH	JNG
NOV 27, 2019	
OWNER REVIEW	
7205	

SHEET  
**HD-2**

FILE: H:\1905 E. Main - Metcald Emergency Comms\2019 - 412046117205 - H-1.dwg  
 PRINTED: 11/27/2019



**LOWER LEVEL FLOOR PLAN - HEATING NEW WORK**  
 SCALE: 1/4" = 1'-0"

**KEYED NOTES -** SEE THIS SHEET ONLY (CIRCLE NUMBER)

- ① RT TO INSTALL NEW 100' THERMOSTAT
- ② NEW 3/4" AIR PIPING TO VAN BOES
- ③ NEW 3/4" AIR PIPING FROM VAN BOES
- ④ PROVIDE AND INSTALL NEW VAN BOES SEE VAN BOESHEET SHEET #3
- ⑤ CONNECT NEW PIPING TO EXISTING RISERS
- ⑥ PROVIDE AND INSTALL NEW RFE CASSETTE
- ⑦ NEW RFE'S FROM RFE CASSETTES TO NEW ACCLAS ON ROOF ABOVE. SIZE PER MANUFACTURER WITHIN PROTECTION, SLEEVE AND COSE THROUGH FLOOR SLAB TO ROOM ABOVE. PATCH 1/2" DIA. HOLE
- ⑧ PROVIDE AND INSTALL NEW RFE'S CO-FILTER FROM COOLING EQUIPMENT
- ⑨ NEW RFE'S FROM RFE'S TO NEW ACCLAS ON ROOF ABOVE. SIZE PER MANUFACTURER WITHIN PROTECTION, SLEEVE AND COSE THROUGH FLOOR SLAB TO ROOM ABOVE. PATCH 1/2" DIA. HOLE
- ⑩ PROVIDE AND INSTALL NEW RFE'S
- ⑪ ROUTE NEW RFE'S, WITHIN MAIN'S AND NEW ACCLAS ON ROOF ABOVE THROUGH IDEA WELL. NEW RFE SHALL FOLLOW MANUFACTURER'S INSTRUCTIONS. SLEEVE AND COSE THROUGH FLOOR SLAB TO ROOM ABOVE. PATCH 1/2" DIA. HOLE IS REQUIRED
- ⑫ ALTERNATE IS PROVIDE AND INSTALL NEW COSE'S AND ASSOCIATED RISERS TO NEW ACCLAS ON ROOF ABOVE. PROVIDE NEW PIPING TO EXISTING CONDENSATE PUMP

**GENERAL NOTES:**

- 1. COORDINATE ALL TRADES WITH OWNER AND OTHER TRADES
- 2. INSTALL ALL EQUIPMENT PER MANUFACTURER'S INSTALLATION INSTRUCTIONS
- 3. FIELD VERIFY EXISTING CONDITIONS TO DETERMINE PERMITS AND INSTALLATION OF NEW PIPING AND EQUIPMENT
- 4. VERIFY PROPER OPERATION OF EXISTING HOT WATER SYSTEM
- 5. FIELD VERIFY ALL EXISTING PIPE SIZES FOR NEW CONNECTIONS

DATE	NO.	DESCRIPTION

CHAMPAIGN COUNTY ADMINISTRATIVE SERVICES



**GHR** ENGINEERS AND ARCHITECTS, INC.  
 Mechanical & Electrical Consulting Engineers

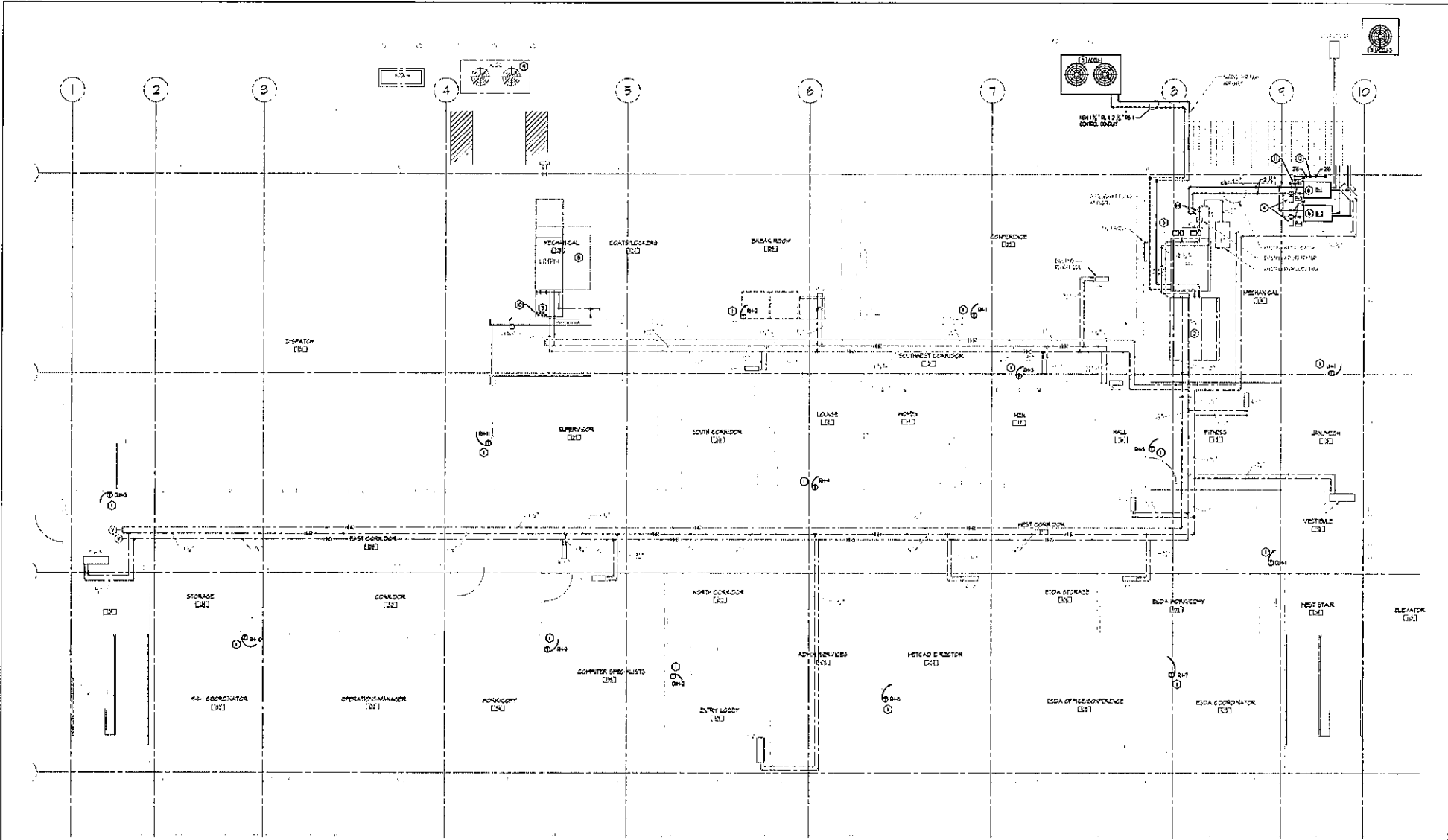
1111 East Main Street  
 Champaign, Illinois 61820  
 217.244.4444  
 217.244.4444 Fax

**LOWER LEVEL FLOOR PLAN - HEATING**  
**911 METCAD EMERGENCY COMMUNICATIONS CENTER**  
 CHAMPAIGN COUNTY OFFICE BUILDING  
 1905 E. MAIN ST. URBANA, ILLINOIS

DATE	NO.	DESCRIPTION

DESIGNED BY	MSH
CHECKED BY	JNG
DATE	NOV 27, 2019
OWNER REVIEW	
	7205

SHEET  
**H-1**



LOWER LEVEL FLOOR PLAN - HEATING DEMOLITION  
SCALE: 1/4" = 1'-0"

- KEYED NOTES -** FOR THIS SHEET ONLY (C) SYMBOL
- 1. TC TO PROVIDE AND INSTALL NEW D.P.C. MEMBRANE
  - 2. PROVIDE & INSTALL NEW FRESH COOLING COIL FOR RM-11. SEE HVAC SCHEDULE SHEET #3
  - 3. PROVIDE & INSTALL NEW R40 ON CONDENSING UNIT ON ROOF ABOVE. SEE SCHEDULE SHEET #3
  - 4. PROVIDE AND INSTALL NEW ROOF PUMP. SEE PUMP SCHEDULE SHEET #3
  - 5. PROVIDE AND INSTALL NEW SYSTEM PUMPS P#1 & P#2. T.C. TO INTEGRATE INTO GAS. SEE PUMP SCHEDULE SHEET #3
  - 6. PROVIDE AND INSTALL NEW CONDENSING TYPE BOILERS AND ASSOCIATED PIPING AND TRAPWORK. SEE BOILER SCHEDULE SHEET #3
  - 7. SEWAGE MAINS UP TO ACCESS AND ACQUISITION ON ROOF ABOVE. SEE PIPING AND SEAL ROOF WATER TIGHT AS REQUIRED
  - 8. ALTERNATE #1 PROVIDE AND INSTALL NEW #2
  - 9. ALTERNATE #2 PROVIDE AND INSTALL NEW ACQUISITION
  - 10. ALTERNATE #3 PROVIDE AND INSTALL NEW ACQUISITION ON ROOF ABOVE
  - 11. CONNECT NEW GAS TO EXISTING 3" GAS PIPING
  - 12. IF GAS ON TO SOLID PROVIDE AND INSTALL SHUT-OFF AND 4" DRIP LINE

- GENERAL NOTES:**
- 1. COORDINATE ALL WORK WITH OWNER AND OTHER TRADES
  - 2. INSTALL ALL EQUIPMENT PER MANUFACTURER'S INSTALLATION INSTRUCTIONS
  - 3. FIELD VERIFY EXISTING CONDITIONS TO CORROBORATE FOR INSTALLATION OF NEW WORK AND EQUIPMENT
  - 4. VERIFY PROPER OPERATION OF EXISTING HOT WATER SYSTEM
  - 5. FIELD VERIFY ALL EXISTING PER SIZES FOR NEW CONNECTIONS

FILE: H-2.dwg, Project: 2019-07-27, 11:27:23 AM - Revised: 2019-11-27, 11:27:23 AM - Author: J. J. Jones - Mechanical Electrical Engineering - H-2.dwg

DATE	NO.	DESCRIPTION

CHAMPAIGN COUNTY  
ADMINISTRATIVE SERVICES

**GHR**  
ENGINEERS AND ARCHITECTS, INC.  
MECHANICAL & ELECTRICAL CONSULTING ENGINEERS

1400 North Main Street  
Urbana, Illinois 61702  
217-244-8800  
FAX: 217-244-8801

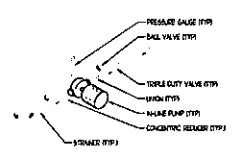
**FIRST FLOOR PLAN - HEATING**  
**911 METCAD EMERGENCY COMMUNICATIONS CENTER**  
 CHAMPAIGN COUNTY OFFICE BUILDING  
 1905 E. MAIN ST. URBANA, ILLINOIS

MISH	JNG
NOV 27, 2019	
OWNER REVIEW	
7205	

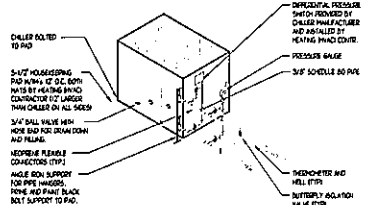
SHEET: **H-2**



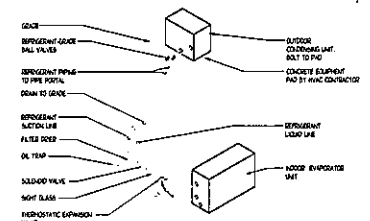




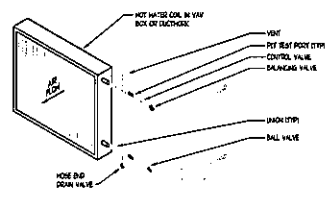
1 PIPING TO IN-LINE PUMP  
NO SCALE



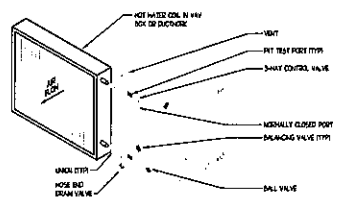
2 AIR COOLED CONDENSER PIPING - PAD MOUNTED  
NO SCALE



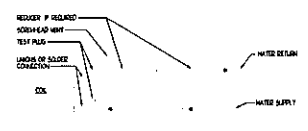
3 REFRIGERANT PIPING SCHEMATIC  
NO SCALE



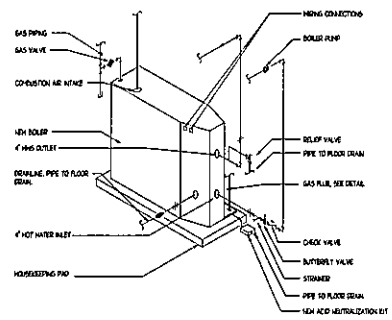
4 REHEAT COIL PIPING WITH TWO WAY VALVE  
NO SCALE



5 REHEAT COIL PIPING WITH THREE WAY VALVE  
NO SCALE



6 TYP. PIPING CONNECTIONS TO YAW BOXES  
NO SCALE



7 CONDENSING BOILER PIPING SCHEMATIC (LOCHINVARI)  
NO SCALE

SCHEDULE OF AIR COOLED CONDENSING UNITS														
MAKE	MANUFACTURER	MODEL	LOCATION	CAPACITY (TONS)	REELS / PHASE					CONDENSER / FAN			REMARKS	
					Number	SLA	ELN	Number	HP	Phase	SEEP BEER	REMARKS		
ACCU-1	TRANE	TRACONIC	LODR	24000	300 / 3	2	410/410	2/3	2	1	1	1	1	ALTERNATE 12
ACCU-2	TRANE	TRACONIC	LODR	24000	300 / 3	2	278/278	1/3	2	1	1	1	1	ALTERNATE 12
ACCU-3	TRANE	TRACONIC	LODR	24000	300 / 3	2	278/278	1/3	2	1	1	1	1	ALTERNATE 12
ACCU-4	TRANE	TRACONIC	LODR	24000	300 / 3	2	278/278	1/3	2	1	1	1	1	ALTERNATE 12
ACCU-5	TRANE	TRACONIC	LODR	24000	300 / 3	2	278/278	1/3	2	1	1	1	1	ALTERNATE 12
ACCU-6	TRANE	TRACONIC	LODR	24000	300 / 3	2	278/278	1/3	2	1	1	1	1	ALTERNATE 12

NOTES:  
1. POWER MANUFACTURER'S ROOF COIL

SCHEDULE OF BRIT SYSTEM COOLING UNITS													
MAKE	MANUFACTURER	MODEL	TYP	COOL	LOCATION	CONDENSER			EVAPORATOR	SEWER CAPACITY	INVERTION PAI EX	CONDENSER PAI EX	REMARKS
						ELT	ASPH/EN	EXT					
BR-1													

NOTES


SCHEDULE OF COMPUTER ROOM COOLING UNITS												
MAKE	MANUFACTURER	MODEL	LOCATION	STYLE	COOLING CAPACITY (BTU/H)	TOTAL CHW	OUTSIDE AIR CHW	SEER	ELECTRICAL DATA			REMARKS
									Volts / Phase	AMPS	WATTS	
CRU-1												
CRU-2												
CRU-3												

NOTES

SCHEDULE OF PACKAGED MODULAR BOILERS													
MAKE	LOCATION	MANUFACTURER	MODEL NUMBER	CHA DRYER (HP)	CHA DRYER (HP)	RUE	ELECTRICAL	REMARKS	NOTES: MANUFACTURER SUBJECT TO QUALITY RESTRICTIONS: FEDERAL SOLUTION INC. BOIL PIPING, 1/2\"/>				
									100 V, 1ϕ	200 V, 1ϕ	200 V, 3ϕ	200 V, 3ϕ	200 V, 3ϕ
B-1	BOILER ROOM	LOCHINVAR	PT2000	500	400	1/2\"/>							
B-2	BOILER ROOM	LOCHINVAR	PT2000	500	400	1/2\"/>							

PUMP SCHEDULE																	
MAKE	MANUFACTURER	MODEL	LOCATION	TYPE	PLD	Flow Type	FLOW (GPM)			HEAD (FT)	HP	REMARKS					
							Design	Max	Min								
P-1	BELL & HOWELL	30-400-3-1/2-10-0-0-1-1/2-1-1/2	MECHANICAL RM	PH	WATER	BOF P	1478	1478	1478	3	3	431	471	-	3	1000	300/3
P-2	BELL & HOWELL	30-400-3-1/2-10-0-0-1-1/2-1-1/2	MECHANICAL RM	PH	WATER	BOF P	1478	1478	1478	3	3	431	471	-	3	1000	300/3
P-3	BAIRD	BAIRD	PH	PH	WATER	BOF P	40	40	40	2	2	4	4	-	1/2	1700	300/3
P-4	BAIRD	BAIRD	PH	PH	WATER	BOF P	40	40	40	2	2	4	4	-	1/2	1700	300/3

DATE	NO.	DESCRIPTION



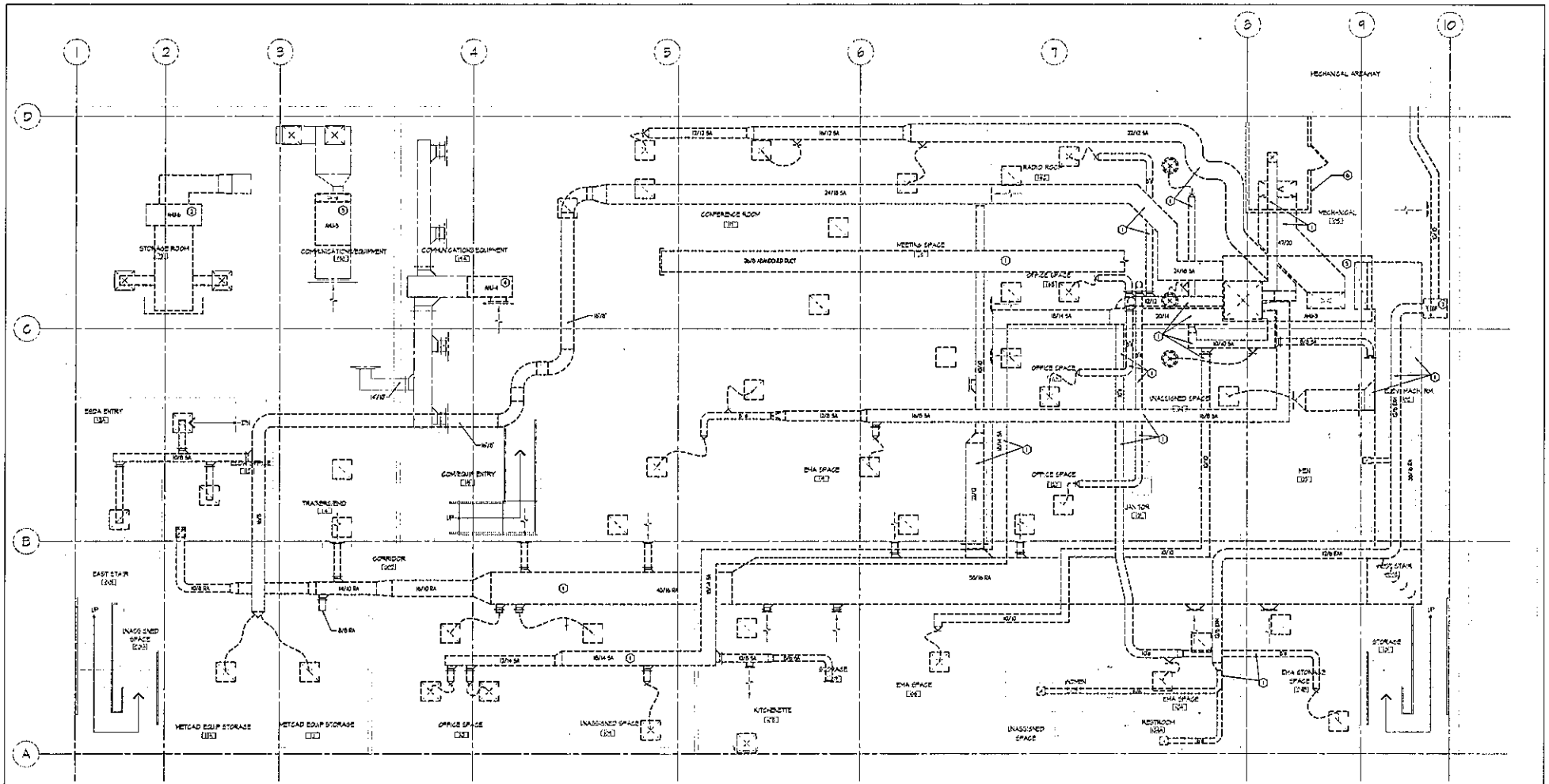
**HEATING DETAILS + SCHEDULES**

**911 METCAD EMERGENCY COMMUNICATIONS CENTER**  
**CHAMPAIGN COUNTY OFFICE BUILDING**  
**1905 E. MAIN ST. URBANA, ILLINOIS**

	SHEET 777 777 <b>NOV 27, 2019</b> OWNER REVIEW 7205
--	---

FILE: H:\proj\proj\2019 - Metcad Emergency - Heating Details - 11/27/2019 - 11-4-19-19  
 PRINTED: 11/27/2019

FILE: M:\CIVIL PROJECTS\2009 - METCAD BUILDING - Mechanical Electrical Schedule\VD-1 - 10-1-19.dwg  
 PRINTED: 11/27/2019



LOWER LEVEL FLOOR PLAN - VENTILATION DEMOLITION  
 SCALE: 1/4" = 1'-0"

- KEYED NOTES -** FOR THIS SHEET ONLY (O SYMBOL)
- 1. EXISTING HANGERS DUCTWORK TO BE DEMOLISHED IN ITS ENTIRETY
  - 2. DISCONNECT AND REMOVE HANGERS ASSOCIATED DUCTWORK AND TERMINALS
  - 3. DISCONNECT AND REMOVE HANGERS ASSOCIATED DUCTWORK AND TERMINALS
  - 4. ALTERNATE TO DISCONNECT AND REMOVE EXISTING HANGERS EXISTING DUCTWORK TO REMAIN
  - 5. DISCONNECT AND REMOVE HANGERS
  - 6. B.C. TO EXISTING EXHAUST STRUCTURE
  - 7. DISCONNECT AND REMOVE EXHAUST FAN AND ASSOCIATED DUCTWORK

- GENERAL NOTES:**
- 1. COORDINATE ALL WORK WITH OWNER AND OTHER TRADES
  - 2. INSTALL ALL EQUIPMENT PER MANUFACTURERS WRITTEN INSTRUCTIONS
  - 3. FIELD VERIFY EXISTING CONDITIONS TO COORDINATE FOR INSTALLATION OF NEW HOSE AND EQUIPMENT.
  - 4. VERIFY PROPER OPERATION OF EXISTING HOV FILTER SYSTEM.
  - 5. FIELD VERIFY ALL EXISTING PIPE SIZES FOR MAKE CONNECTIONS.

DATE	NO.	DESCRIPTION

CHAMPAIGN COUNTY  
 ADMINISTRATIVE SERVICES

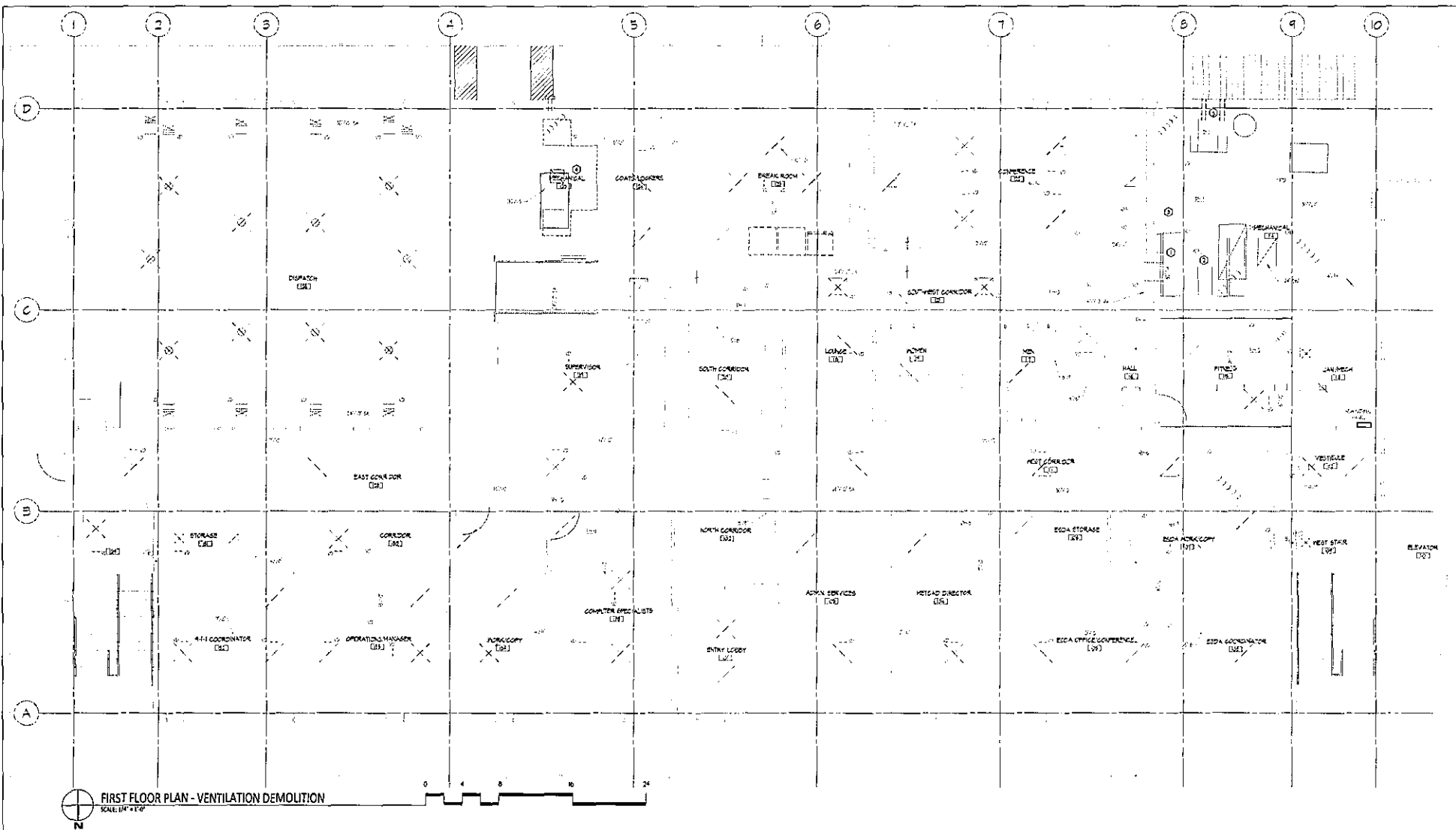
GHR ENGINEERS AND ASSOCIATES, INC.  
 Mechanical & Electrical Consulting Engineers

LOWER LEVEL FLOOR PLAN - VENTILATION DEMOLITION  
 911 METCAD EMERGENCY COMMUNICATIONS CENTER  
 CHAMPAIGN COUNTY OFFICE BUILDING  
 1905 E. MAIN ST. URBANA, ILLINOIS

MSH	JNG
NOV 27, 2019	
OWNER REVIEW	
7205	

SHEET: **VD-1**

FILE: H:\164\_Ford\13256 - Metcad Emergency - Metcad\13256 - 10-1-14.dwg  
 PRINTED: 11/27/2019



- KEYED NOTES -** FOR THIS SHEET ONLY (SYMBOL)
- ① TC TO CONNECT HIGH CONTROLS TO DDC
  - ② REMOVE AND DISCONNECT HIGH FAN MOTOR
  - ③ DISCONNECT & REMOVE SP-FAN MOTOR
  - ④ ALTERNATE IN REMOVE AHU#2
  - ⑤ REMOVE EXISTING ROOFER REFUGE AND FILLER PATCH AND SEAL WALL AS REQUIRED

- GENERAL NOTES**
- 1. COORDINATE ALL WORK WITH OWNER AND OTHER TRADES
  - 2. INSTALL ALL EQUIPMENT PER MANUFACTURER'S INSTALLATION INSTRUCTIONS
  - 3. FIELD VERIFY EXISTING CONDITIONS TO COORDINATE FOR THE FOLLOWING MATERIALS AND EQUIPMENT
  - 4. VERIFY PROPER OPERATION OF EXISTING HOT WATER SYSTEM
  - 5. FIELD VERIFY ALL EXISTING PIPE SIZES FOR LEAK CONNECTIONS

DATE	NO.	DESCRIPTION

CHAMPAIGN COUNTY  
ADMINISTRATIVE SERVICES



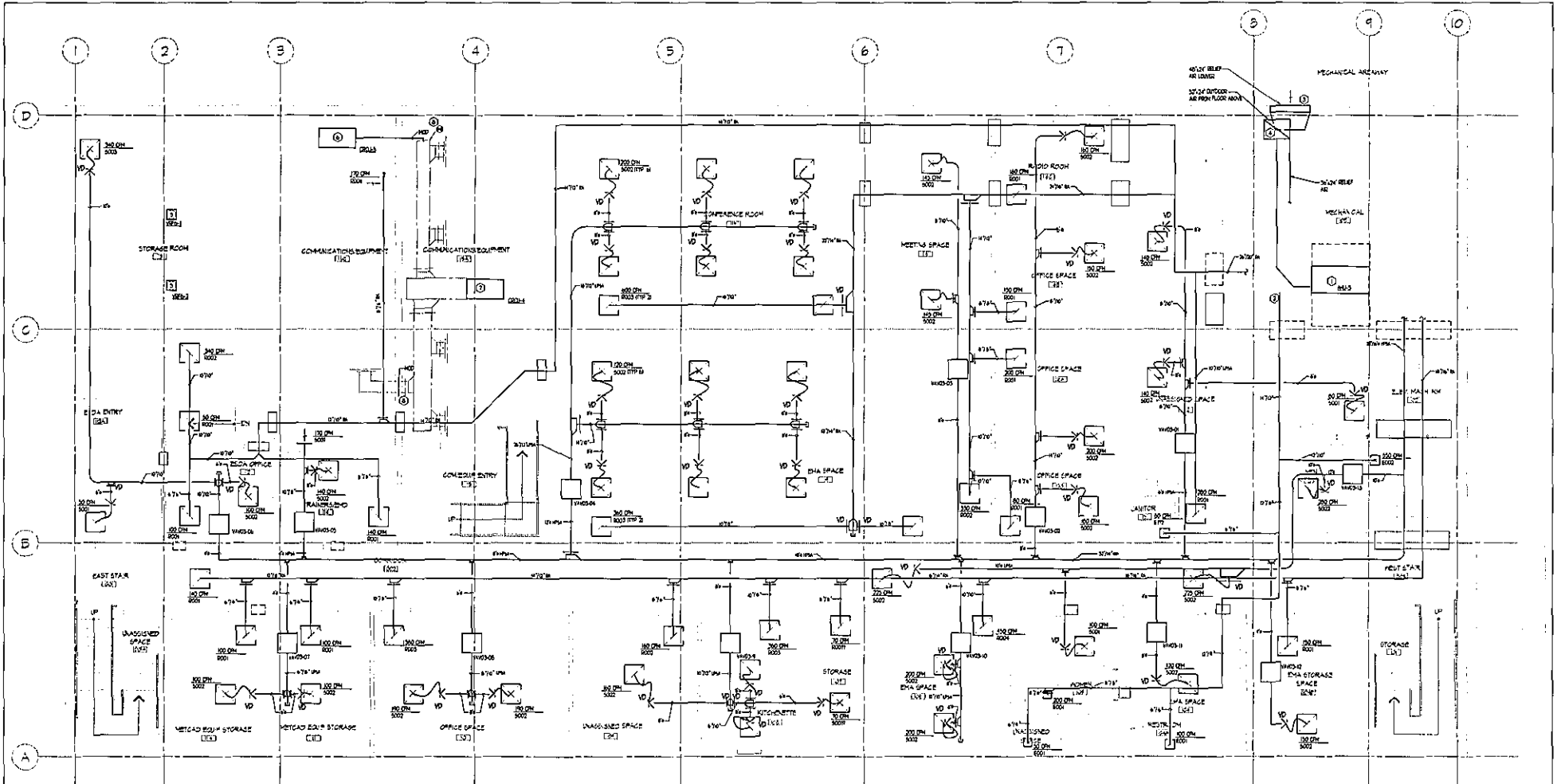
**GHD** ENGINEERS AND ARCHITECTS, INC.  
MECHANICAL & ELECTRICAL CONSULTING ENGINEERS

1115 South First Street  
Urbana, Illinois 61702  
217-244-1111  
© 2019 GHD Inc.

**FIRST FLOOR PLAN - VENTILATION DEMOLITION**  
**911 METCAD EMERGENCY COMMUNICATIONS CENTER**  
 CHAMPAIGN COUNTY OFFICE BUILDING  
 1905 E. MAIN ST. URBANA, ILLINOIS

MSH	JNG
NOV 27, 2019	
OWNER REVIEW	
7205	

SHEET  
**VD-2**



**LOWER LEVEL FLOOR PLAN - VENTILATION**  
SCALE: 1/4" = 1'-0"

**KEYED NOTES - SEE THIS SHEET ONLY (CIRCLED)**

- ① PROVIDE 1 INSTALL NEW MHS-3 SEE ALL SCHEDULE SHEET 7-3
- ② PROVIDE AND INSTALL NEW EXHAUST FAN (E)
- ③ CONNECT NEW AND 3 SLASH RELIEF AIR DUCT TO EXISTING LOUVER
- ④ CUT AND PATCH FLOOR SLAB OF MECHANICAL ROOM AS REQUIRED TO INSTALL NEW OUTSIDE AIR RIG
- ⑤ PROVIDE AND INSTALL NEW OUTSIDE AIR FLEX DUCT
- ⑥ PROVIDE AND INSTALL NEW EXHAUST FAN (E) AS SHOWN CONNECTING TO DUCTWORK FROM ROOM
- ⑦ ALTERNATE #2 PROVIDE AND INSTALL NEW EXHAUST
- ⑧ INSTALL NOTED/SHOWN DAMPER IN DUCTWORK AS SHOWN TO CONTROL AIRFLOW IN ROOM # 4 WITH UNIT # 2 (MHS-3) ALIVE OR EXHAUST FAN DAMPER WILL OPEN

**GENERAL NOTES:**

1. COORDINATE ALL WORK WITH OWNER AND OTHER TRADES
2. INSTALL ALL EQUIPMENT PER MANUFACTURER'S INSTALLATION INSTRUCTIONS
3. FIELD VERIFY EXISTING CONDITIONS TO COORDINATE FOR INSTALLATION OF NEW WORK AND EQUIPMENT
4. SEE ALL KEYNOTES 1 THROUGH SCHEDULE SHEET 7-3 FOR MHS-3'S

FILE # 046, PROJECT# 2325 - METCAD E-2019 - 1925 East Main St - Metropolitan Emergency Services/2019 - 11-1-2019  
 PRINTED: 11/27/2019

DATE	NO.	DESCRIPTION

CHAMPAIGN COUNTY  
ADMINISTRATIVE SERVICES



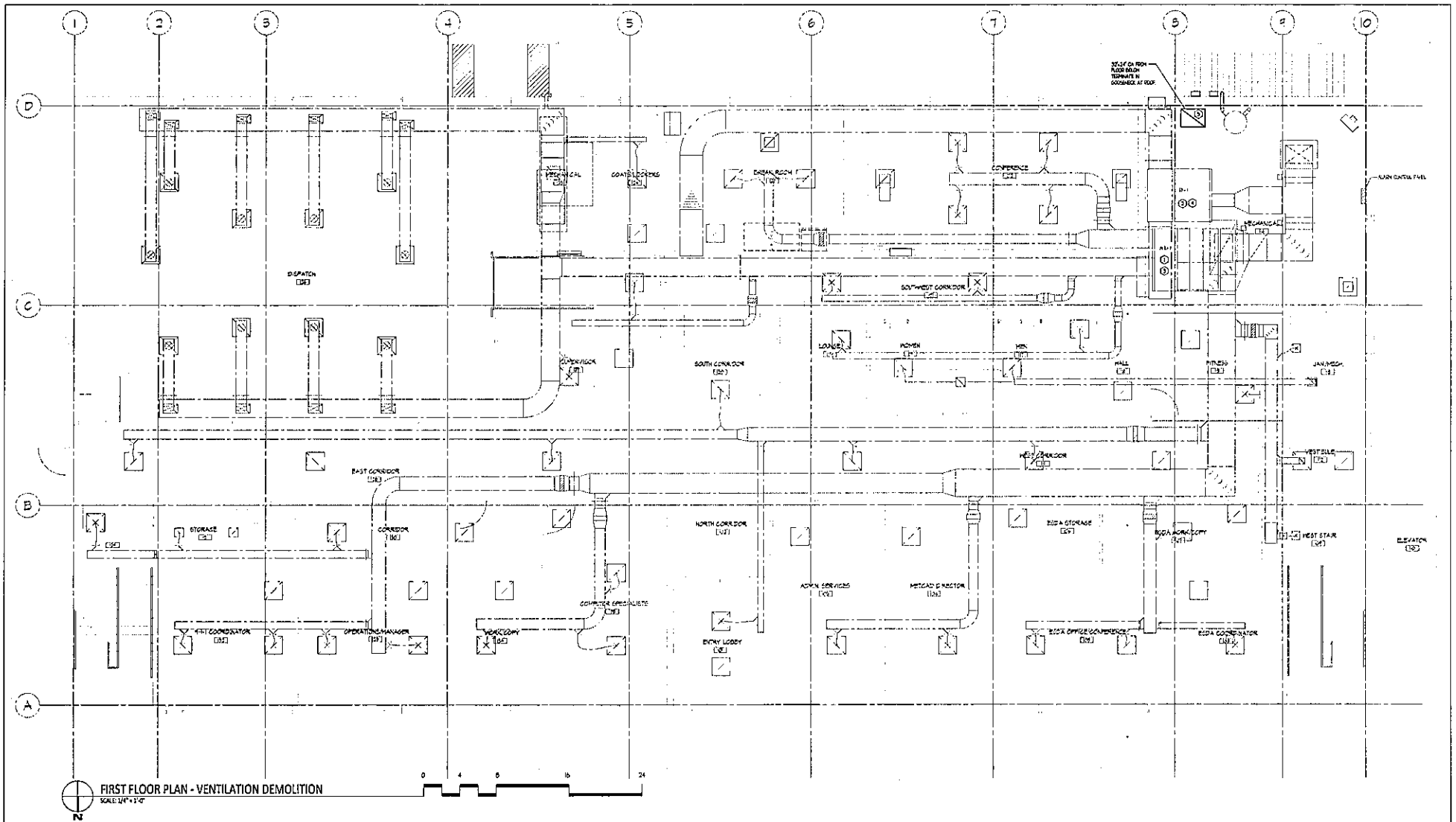
**GHR**  
ENGINEERS, ARCHITECTS, AND  
ARCHITECTS, INC.

275 North First Street  
Champaign, Illinois 61820  
217.244.6600  
217.244.6601 Fax

**LOWER LEVEL FLOOR PLAN - VENTILATION DEMOLITION**  
**911 METCAD EMERGENCY COMMUNICATIONS CENTER**  
 CHAMPAIGN COUNTY OFFICE BUILDING  
 1905 E. MAIN ST. URBANA, ILLINOIS

MSH	JNG	SHEET
NOV 27, 2019		V-1
OWNER REVIEW		
7205		

FILE: N:\04 Projects\2019 - Metcad Evngy - Metcad Evngy - Mechanical Demolition Schematic.rvt - 11/27/2019 11:27:20 AM - 11/27/2019 11:27:20 AM - V-1.dwg



FIRST FLOOR PLAN - VENTILATION DEMOLITION  
SCALE: 1/4" = 1'-0"

- KEYED NOTES -** FOR THIS SHEET ONLY (CIRCLED)
- ① TC TO PROVIDE & INSTALL NEW 18"X18" SUPPLY FAN W/D.
  - ② TC TO PROVIDE & INSTALL NEW 18"X18" W/D.
  - ③ PROVIDE & INSTALL NEW 18"X18" EXHAUST FAN FOR 18"X18" SUPPLY FAN.
  - ④ PROVIDE & INSTALL NEW 18"X18" EXHAUST FAN FOR 18"X18" W/D.
  - ⑤ NEW SITS/C ON ROOF FROM FLOOR BELOW. CUT AND PATCH ROOF AS REQUIRED. TERMINATE IN GROUNDWORK ABOVE ROOF. SEE DETAIL.

- GENERAL NOTES:**
1. COORDINATE ALL WORK WITH OWNER AND OTHER TRADES.
  2. INSTALL ALL EQUIPMENT PER MANUFACTURER'S INSTN AND INSTRUCTIONS.
  3. FIELD VERIFY EXISTING CONDITIONS TO COORDINATE FOR INSTALLATION OF NEW WORK AND EQUIPMENT.

DATE	NO.	DESCRIPTION

CHAMPAIGN COUNTY  
ADMINISTRATIVE SERVICES



**GHR**  
ENGINEERS AND  
ASSOCIATES, INC.

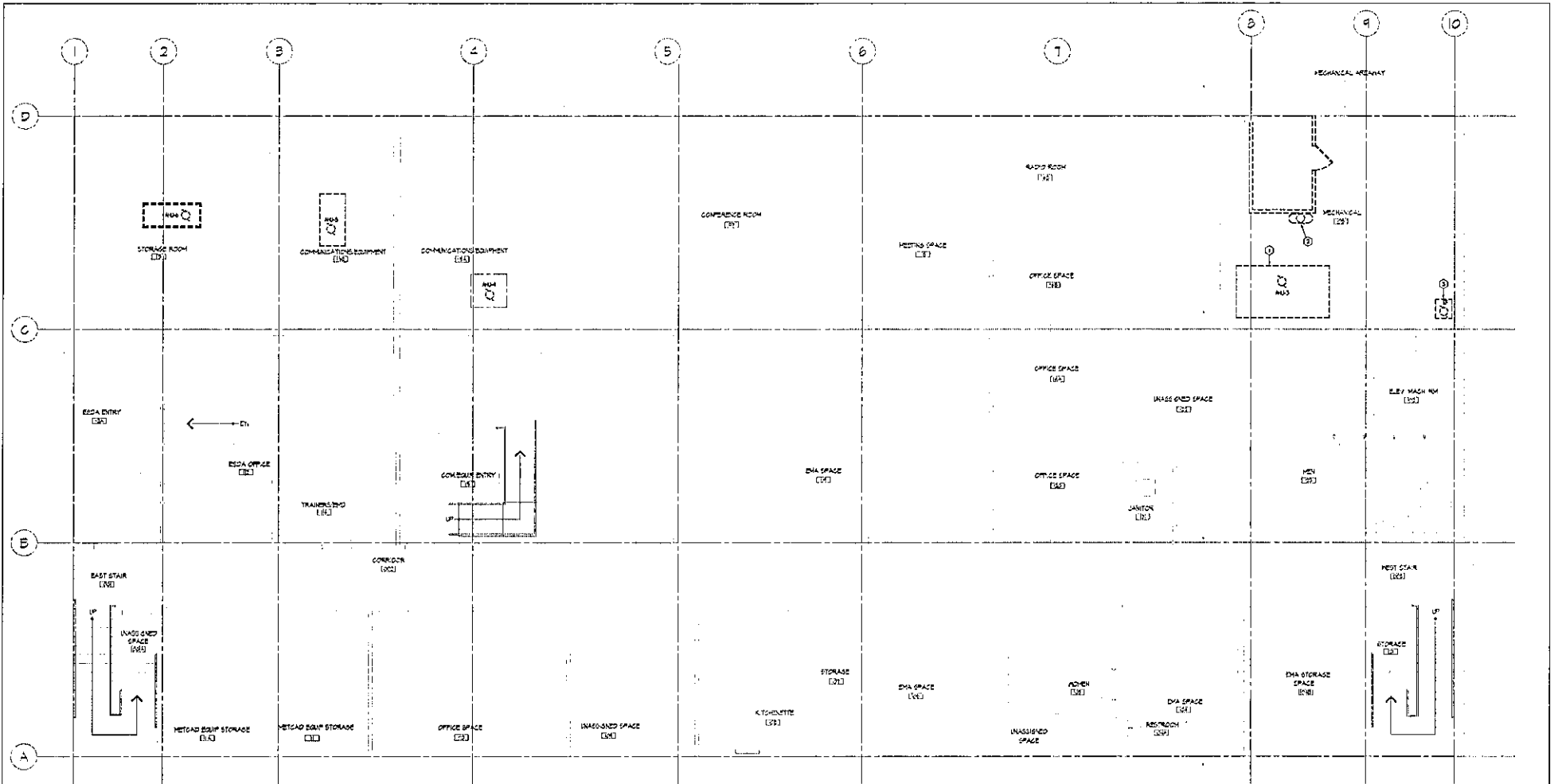
1745 South First Street  
Champaign, Illinois 61820  
(312) 498-8800  
(312) 498-7878 Fax

**FIRST FLOOR PLAN - VENTILATION**  
**911 METCAD EMERGENCY COMMUNICATIONS CENTER**  
CHAMPAIGN COUNTY OFFICE BUILDING  
1905 E. MAIN ST. URBANA, ILLINOIS

MSH	JNG	SHEET <b>V-2</b>
NOV 27, 2019		
OWNER REVIEW		
7205		



FILE: MCHS\_ELECTRICALS - METCAD BUILDING - 1905 E. MAIN ST. - Mechanical Engineer - ILLINOIS ELEC-1-149  
 PRINTED: 11/27/2019



LOWER LEVEL FLOOR PLAN - ELECTRICAL DEMOLITION  
 SCALE: 3/4" = 1'-0"

- DEMOLITION KEYED NOTES - FOR THIS SHEET ONLY (SEE SHEET)**
- ① DISCONNECT ALL POWER CONNECTIONS TO EXISTING AHU-3 FOR REMOVAL BY MECHANICAL CONTRACTOR
  - ② DISCONNECT ALL POWER CONNECTIONS TO EXISTING TROUBLE-USE CONTROL AIR COMPRESSOR FOR REMOVAL BY MECHANICAL CONTRACTOR
  - ③ DISCONNECT ALL POWER CONNECTIONS TO EXISTING ERWHV FAN FOR REMOVAL BY MECHANICAL CONTRACTOR

DATE	NO.	DESCRIPTION

CHAMPAIGN COUNTY  
 ADMINISTRATIVE SERVICES

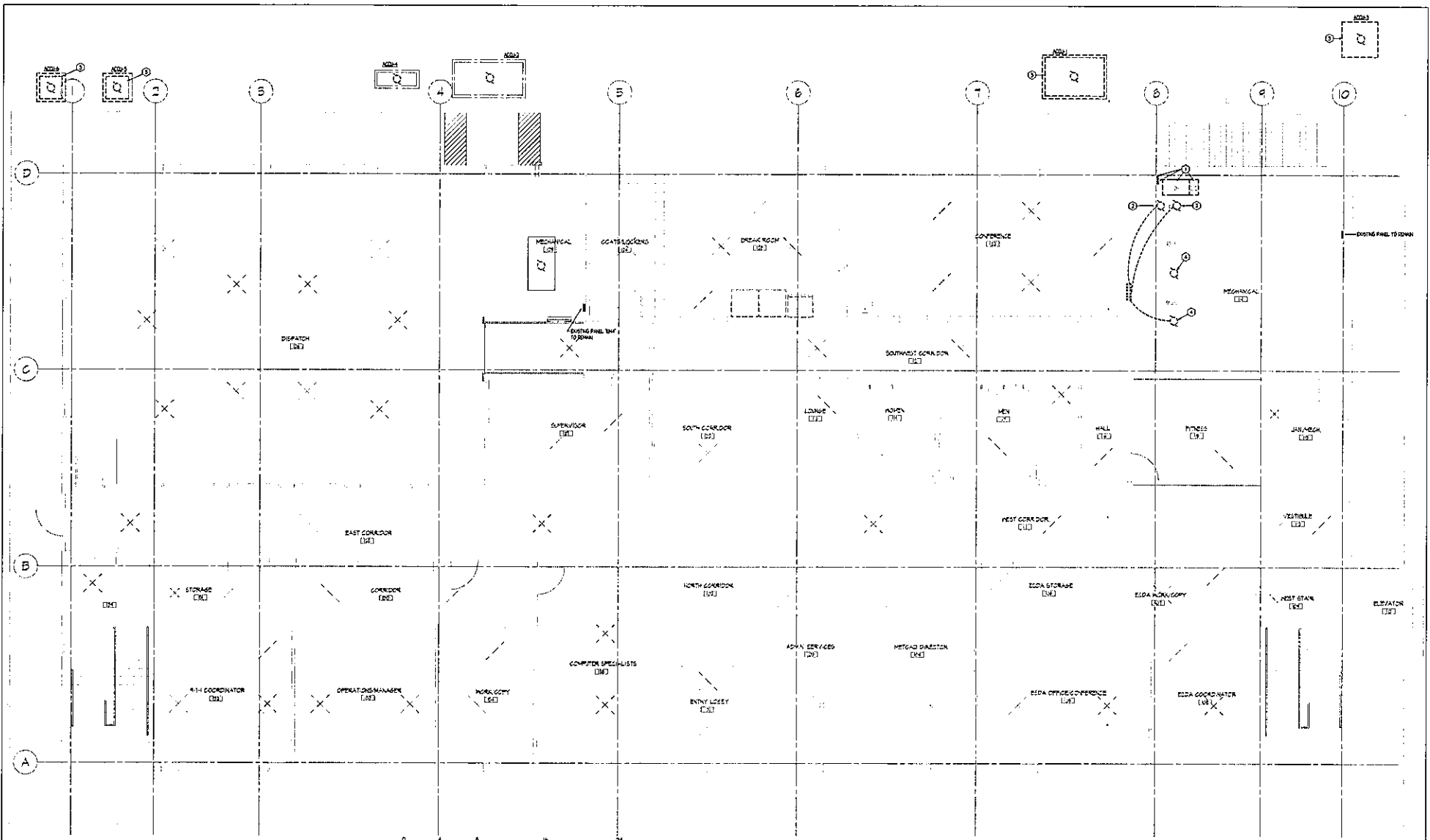
**GHR**  
 ENGINEERS AND  
 ARCHITECTS, INC.  
Professional & Electrical Consulting Engineers

LOWER LEVEL FLOOR PLAN - ELECTRICAL DEMOLITION  
**911 METCAD EMERGENCY COMMUNICATIONS CENTER**  
 CHAMPAIGN COUNTY OFFICE BUILDING  
 1905 E. MAIN ST.,  
 URBANA, ILLINOIS

7/11 NOV 27, 2019 OWNER REVIEW 7205	SHEET <b>ED-1</b>
--	----------------------



P.L.E. METCAD Emergency 7205 - METCAD Emergency - Mechanical Electrical ED-2 1/4  
 PUNTED: 11/27/2019



**FIRST FLOOR PLAN - ELECTRICAL DEMOLITION**  
 SCALE: 3/4" = 1'-0"

**DEMOLITION KEYED NOTES - FOR THIS SHEET ONLY (C) 2019/20**

- ① DISCONNECT ALL POWER CONNECTIONS TO EXISTING BOILER FOR REMOVAL BY MECHANICAL CONTRACTOR (REMOVE ASSOCIATED HANGA NOTER STAPLES) DISCONNECT SWITCHES AND ALL ASSOCIATED CIRCUIT AND WIRE BACK TO SOURCE. FIELD VERIFY AND COORDINATE.
- ② DISCONNECT ALL POWER CONNECTIONS TO EXISTING BOILER PUMPS FOR REMOVAL BY MECHANICAL CONTRACTOR. REMOVE ASSOCIATED HANGA STAPLES AND ALL CIRCUIT AND WIRE BACK TO SOURCE. FIELD VERIFY AND COORDINATE.
- ③ DISCONNECT AND REMOVE EXISTING POWER CONNECTORS AND DISCONNECT SWITCH ASSOCIATED WITH EXISTING ACCESS IN LAUNDRY. ELECTRIC FEEDS TO BE REMOVED FOR DISCONNECTION TO NEW LAUNDRY.
- ④ DISCONNECT ALL POWER CONNECTIONS TO EXISTING HANGA AND HANGA NOTER FOR REPLACEMENT BY MECHANICAL CONTRACTOR (REMOVE ASSOCIATED HANGA NOTER STAPLES). EXISTING HANGA FEEDS TO BE REMOVED FOR RECONNECTION TO NEW WPD LAUNDRY.

DATE	NO.	DESCRIPTION

CHAMPAIGN COUNTY  
 ADMINISTRATIVE SERVICES



**GHR**  
 ENGINEERS AND  
 ARCHITECTS, INC.

1411 South Park Street  
 Champaign, Illinois 61820  
 217.244.8100  
 177 West 19th Street  
 Urbana, Illinois 61702

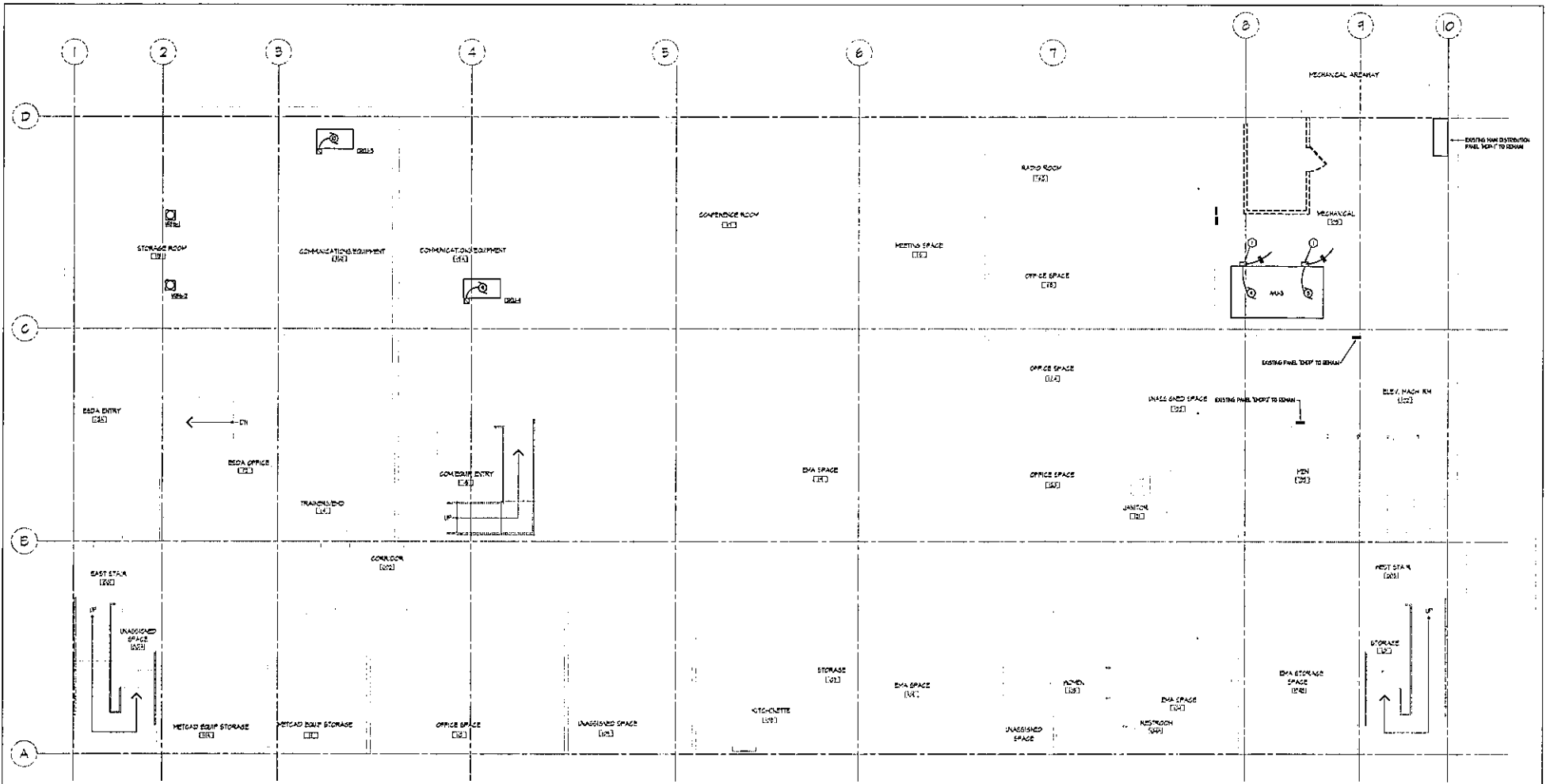
**FIRST FLOOR PLAN - ELECTRICAL DEMOLITION**  
**911 METCAD EMERGENCY COMMUNICATIONS CENTER**  
 CHAMPAIGN COUNTY OFFICE BUILDING  
 1905 E. MAIN ST. URBANA, ILLINOIS

TLH	???
NOV 27, 2019	
OWNER REVIEW	
7205	

SHEET	ED-2
-------	------



PLE: 11/26/2019 10:40:21 AM - 91103 Building - 1905 East Main - Mechanical Electrical S:\1126219\1126219-1.dwg  
 PRINTED: 11/27/2019




LOWER LEVEL FLOOR PLAN - ELECTRICAL  
SCALE: 1/4" = 1'-0"



**NEW WORK KEYED NOTES** - FOR THIS SHEET ONLY (SYMBOL)  
 ① UNO PLUMBING INTEGRAL WITH UNIT PROVIDE ALL FINAL POWER CONNECTIONS TO INTERNAL CIRCUIT BREAKER DISCONNECT SWITCH

DATE	NO.	DESCRIPTION

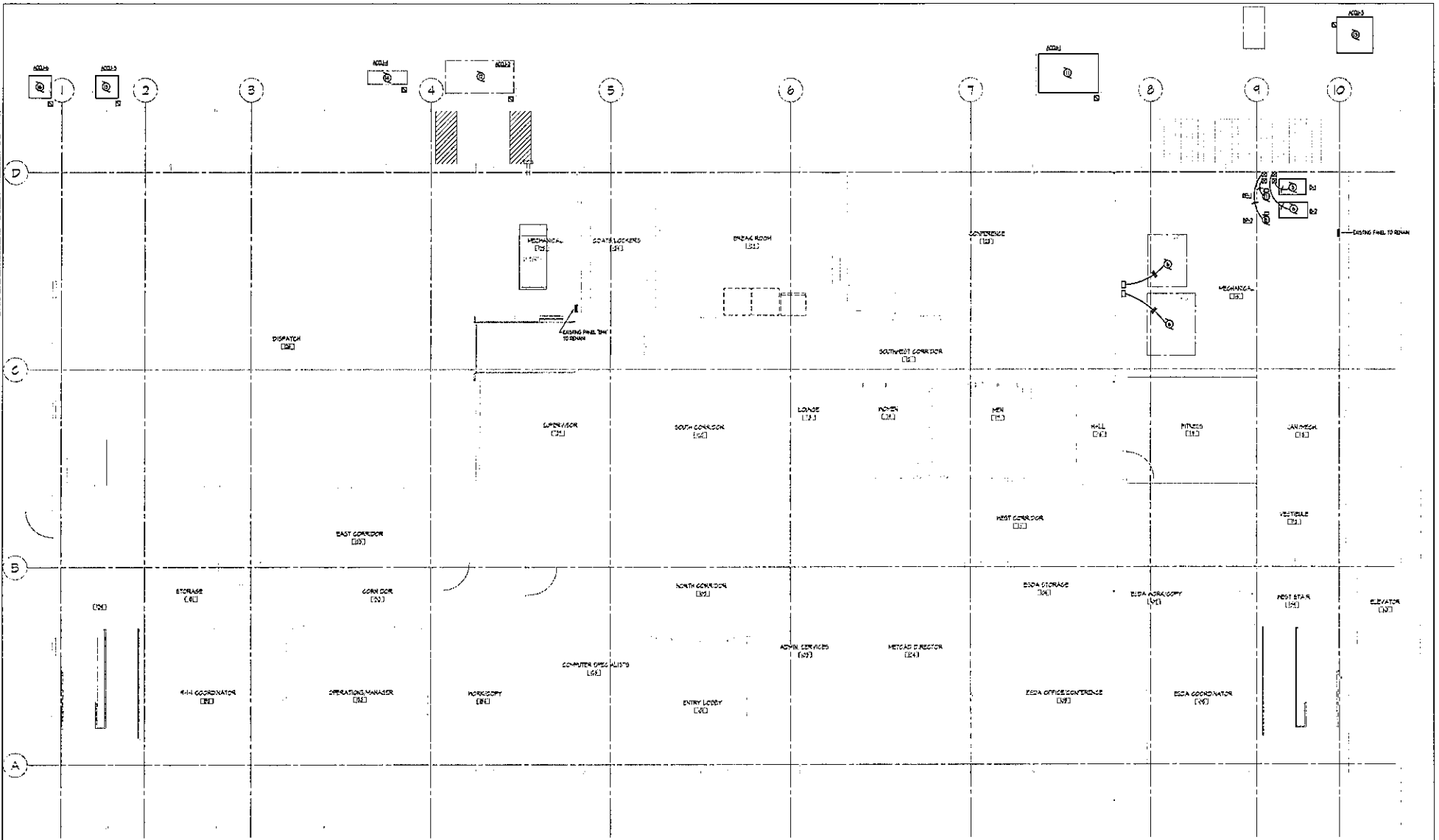


**LOWER LEVEL FLOOR PLAN - ELECTRICAL**  
**911 METCAD EMERGENCY COMMUNICATIONS CENTER**  
 CHAMPAIGN COUNTY OFFICE BUILDING  
 1905 E. MAIN ST. URBANA, ILLINOIS

TITLE	???
DATE	NOV 27, 2019
OWNER REVIEW	
NO.	7205

SHEET:  
**E-1**


FILE #13546, PROJECT#37326 - Metcad Emergency Communications Center - Metcad Building - 1905 East Main - Metcady Electrical - SHARPLES#E-049  
 DATE: 11/27/2019



**FIRST FLOOR PLAN - ELECTRICAL**  
 SCALE: 1/4" = 1'-0"

**NEW WORK KEYED NOTES - SEE THIS SHEET ONLY (CIRCLING)**



DATE	NO.	DESCRIPTION



**FIRST FLOOR PLAN - ELECTRICAL**  
**911 METCAD EMERGENCY COMMUNICATIONS CENTER**  
 CHAMPAIGN COUNTY OFFICE BUILDING  
 1905 E. MAIN ST. URBANA, ILLINOIS

DATE	TLH	???
NOV 27, 2019	OWNER REVIEW	
7205		

SHEET  
**E-2**



# CHAMPAIGN COUNTY COURTHOUSE & JUVENILE DETENTION CENTER

## SECURITY CAMERA AND MASTER CONTROL SYSTEM REPLACEMENT

101 E. MAIN STREET  
URBANA, IL 61801

400 ART BARTELL RD.  
URBANA, IL 61802

### ENGINEER:



Engineers and Associates, Inc.  
Mechanical & Electrical Consulting Engineers  
3615 South Neil Street  
Champaign, Illinois 61820  
Tel: (217)356-0536 Fax: (217)356-1092


### OWNER:



DRAWING LIST	
Sheet Number	Sheet Name
	COVER SHEET
PS001	COURTHOUSE - TECHNOLOGY NOTES AND SYMBOLS
TS001.1	COURTHOUSE - PARTIAL SECOND FLOOR PLAN - AREA B - TECHNOLOGY
TS011.1	COURTHOUSE - PARTIAL FIRST FLOOR DRWG PLAN - AREA A - TECHNOLOGY
TS011.2	COURTHOUSE - PARTIAL FIRST FLOOR DRWG PLAN - AREA B - TECHNOLOGY
TS011.3	COURTHOUSE - PARTIAL SECOND FLOOR DRWG PLAN - AREA A - TECHNOLOGY
TS011.4	COURTHOUSE - PARTIAL SECOND FLOOR DRWG PLAN - AREA B - TECHNOLOGY
TS011.5	COURTHOUSE - PARTIAL THIRD FLOOR DRWG PLAN - AREA A - TECHNOLOGY
TS011.6	COURTHOUSE - PARTIAL THIRD FLOOR DRWG PLAN - AREA B - TECHNOLOGY
TS011.7	COURTHOUSE - PARTIAL BASEMENT FLOOR PLAN - AREA B - TECHNOLOGY
TS011.8	COURTHOUSE - PARTIAL FIRST FLOOR PLAN - AREA A - TECHNOLOGY
TS011.9	COURTHOUSE - PARTIAL FIRST FLOOR PLAN - AREA B - TECHNOLOGY
TS011.10	COURTHOUSE - PARTIAL SECOND FLOOR PLAN - AREA A - TECHNOLOGY
TS011.11	COURTHOUSE - PARTIAL SECOND FLOOR PLAN - AREA B - TECHNOLOGY
TS011.12	COURTHOUSE - PARTIAL THIRD FLOOR PLAN - AREA A - TECHNOLOGY
TS011.13	COURTHOUSE - PARTIAL THIRD FLOOR PLAN - AREA B - TECHNOLOGY
TS011.14	COURTHOUSE - PARTIAL BASEMENT FLOOR PLAN - AREA B - TECHNOLOGY
TS011.15	JUVENILE DETENTION CENTER - TECHNOLOGY NOTES, SYMBOLS, AND SCHEDULE
PS011.1	J.D.C. - FIRST FLOOR PLAN - ORIENTATION - TECHNOLOGY
PS011.2	J.D.C. - MECHANICAL PLAN - ORIENTATION - TECHNOLOGY
TS011.1	J.D.C. - FIRST FLOOR PLAN - NEW WORK - TECHNOLOGY
TS011.2	J.D.C. - MECHANICAL PLAN - NEW WORK - TECHNOLOGY

PROJECT NO. 18-001  
 2020 CHAMPAIGN COUNTY COURTHOUSE & JUVENILE DETENTION CENTER SECURITY CAMERA AND MASTER CONTROL SYSTEM UPGRADE  
 DATE: 12/4/2019

DATE	NO.	DESCRIPTION



**COVER SHEET**

CHAMPAIGN COUNTY COURTHOUSE & JUVENILE DETENTION CENTER- SECURITY CAMERA AND MASTER CONTROL SYSTEMS UPGRADE


CHAMPAIGN COUNTY  
101 E MAIN STREET, URBANA, IL 61801

DES	LEM	SHEET
12/4/2019		C100
BID DOCUMENTS		
GHR H 7257		

THE ORIGINAL OF THIS DRAWING IS 30"x42". IF THIS COPY IS ANY OTHER SIZE, IT HAS EITHER BEEN REDUCED OR ENLARGED. TAKE APPROPRIATE PRECAUTIONS ACCORDINGLY.







**BASEMENT FLOOR PLAN - SYSTEMS - AREA B - DEMO**  
 SCALE: 1/8" = 1'-0"

12/4/2019 10:58 AM  
 CHAMPAIGN COUNTY COURTHOUSE & JUVENILE DETENTION CENTER - SECURITY CAMERA AND MASTER CONTROL SYSTEMS UPGRADE  
 10/1/2019 - CHAMPAIGN COUNTY COURTHOUSE & JUVENILE DETENTION CENTER - SECURITY CAMERA AND MASTER CONTROL SYSTEMS UPGRADE

DATE	NO.	DESCRIPTION





**ENGINEERS AND ASSOCIATES, INC.**  
 Mechanical & Electrical Consulting Engineers

**COURTHOUSE - PARTIAL BASEMENT DEMO PLAN - AREA B - TECHNOLOGY**  
 CHAMPAIGN COUNTY COURTHOUSE & JUVENILE DETENTION CENTER- SECURITY CAMERA AND MASTER CONTROL SYSTEMS UPGRADE  
 CHAMPAIGN COUNTY  
 301 E MAIN STREET, URBANA, IL 61802

DES	LEM	SHEET: <b>TD102.1</b>
12/4/2019		
BID DOCUMENTS		
GHR # 7257		

THE ORIGINAL OF THIS DRAWING IS 30"x42". IF THIS COPY IS ANY OTHER SIZE, IT HAS EITHER BEEN REDUCED OR ENLARGED. TAKE APPROPRIATE PRECAUTIONS ACCORDINGLY.



**KEYED NOTES - ELECTRICAL**

- ① EXISTING CAMERA AND ASSOCIATED WIRING TO BE DISCONNECTED AND REMOVED. EXISTING BUILDING PENETRATION TO BE SEALED FOLLOWING REMOVAL.

**FIRST FLOOR PLAN - SYSTEMS - AREA A - DEMO**

SCALE: 1/8" = 1'-0"



12/27/2018 10:13:27  
 C:\Users\jacob\Documents\1707 - CHAMPAIGN COUNTY COURTHOUSE & JUVENILE DETENTION CENTER - SECURITY CAMERA AND MASTER CONTROL SYSTEMS UPGRADE\1707 - CHAMPAIGN COUNTY COURTHOUSE & JUVENILE DETENTION CENTER - SECURITY CAMERA AND MASTER CONTROL SYSTEMS UPGRADE

DATE	NO.	DESCRIPTION




**GHR**  
 ENGINEERS AND  
 ASSOCIATES, INC  
 Mechanical & Electrical Consulting Engineers

**COURTHOUSE - PARTIAL FIRST FLOOR DEMO PLAN - AREA A - TECHNOLOGY**  
 CHAMPAIGN COUNTY COURTHOUSE & JUVENILE DETENTION CENTER - SECURITY CAMERA AND MASTER CONTROL SYSTEMS UPGRADE  
 CHAMPAIGN COUNTY  
 101 E MAIN STREET, URBANA, IL 61801

DES	LEM	SHEET

SHEET:  
**TD111.1**  
 GHR H 7257

THE ORIGINAL OF THIS DRAWING IS 30" x 42". IF THIS COPY IS ANY OTHER SIZE, IT HAS EITHER BEEN REDUCED OR ENLARGED. TAKE APPROPRIATE PRECAUTIONS ACCORDINGLY.






FIRST FLOOR PLAN - SYSTEMS - AREA B - DEMO  
 SCALE: 1/8" = 1'-0"



1/27/2019 10:51 AM  
 C:\Users\jgibson\OneDrive\Documents\12019\12019-SECURITY CAMERA AND MASTER CONTROL SYSTEMS UPGRADE - CENTRAL DRAWING.rvt  
 484 12019 - CHAMPAIGN COUNTY COURTHOUSE & JUVENILE DETENTION CENTER - SECURITY CAMERA AND MASTER CONTROL SYSTEMS UPGRADE

DATE	NO.	DESCRIPTION

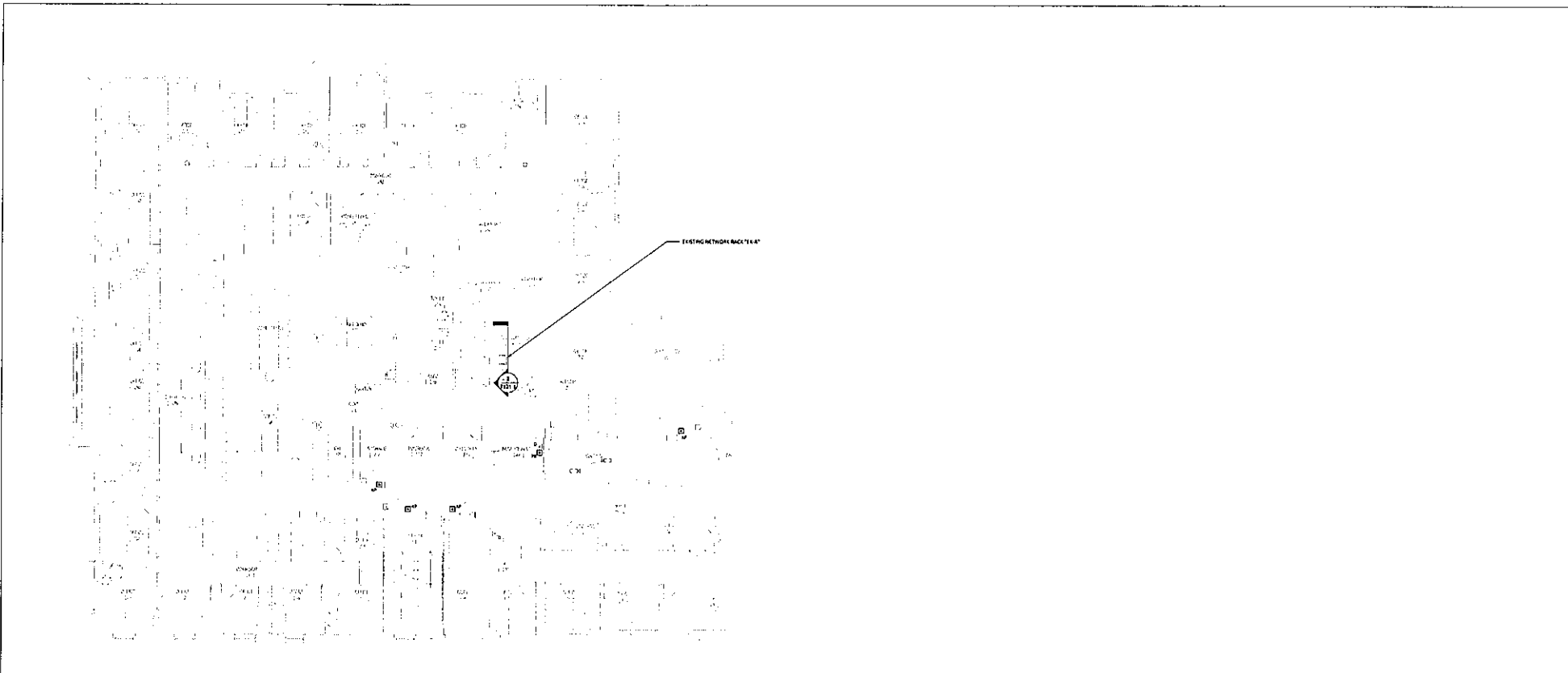




**GHR**  
 ENGINEERS AND ASSOCIATES, INC.  
 Mechanical & Electrical Consulting Engineers

**COURTHOUSE - PARTIAL FIRST FLOOR DEMO PLAN - AREA B - TECHNOLOGY**  
 CHAMPAIGN COUNTY COURTHOUSE & JUVENILE DETENTION CENTER- SECURITY CAMERA AND MASTER CONTROL SYSTEMS UPGRADE  
CHAMPAIGN COUNTY  
 139 E MAIN STREET, URBANA, IL 61801

DES	LEM	SHEET: <b>TD112.1</b>
DATE	12/4/2019	
BID DOCUMENTS		
GHR # 7257		

THE ORIGINAL OF THIS DRAWING IS 30"x42". IF THIS COPY IS ANY OTHER SIZE, IT HAS EITHER BEEN REDUCED OR ENLARGED. TAKE APPROPRIATE PRECAUTIONS ACCORDINGLY.





**SECOND FLOOR PLAN - SYSTEMS - AREA A - DEMO**  
 SCALE: 1/8" = 1'-0"



12/17/2019 10:15 AM  
 2019 CHAMPAIGN COUNTY COURTHOUSE & JUVENILE DETENTION CENTER SECURITY CAMERA AND MASTER CONTROL SYSTEMS UPGRADE - PARTIAL SECOND FLOOR DEMO PLAN - AREA A - TECHNOLOGY  
 12/17/2019 - CHAMPAIGN COUNTY COURTHOUSE & JUVENILE DETENTION CENTER SECURITY CAMERA AND MASTER CONTROL SYSTEMS UPGRADE - PARTIAL SECOND FLOOR DEMO PLAN - AREA A - TECHNOLOGY

DATE	NO.	DESCRIPTION






**ENGINEERS AND ASSOCIATES, INC.**  
 Mechanical & Electrical Consulting Engineers

**COURTHOUSE - PARTIAL SECOND DEMO PLAN - AREA A - TECHNOLOGY**  
 CHAMPAIGN COUNTY COURTHOUSE & JUVENILE DETENTION CENTER- SECURITY CAMERA AND MASTER CONTROL SYSTEMS UPGRADE  
CHAMPAIGN COUNTY  
 101 E MAIN STREET, URBANA, IL 61801

DES	LEM	SHEET: <b>TD121.1</b>
12/4/2019		
BID DOCUMENTS		
GHR # 7257		

THE ORIGINAL OF THIS DRAWING IS 30"x42". IF THIS COPY IS ANY OTHER SIZE, IT HAS EITHER BEEN REDUCED OR ENLARGED. TAKE APPROPRIATE PRECAUTIONS ACCORDINGLY.




**SECOND FLOOR PLAN - SYSTEMS - AREA B - DEMO**  
 SCALE: 1/8" = 1'-0"



12/24/2019 10:14 AM  
 CHAMPAIGN COUNTY COURTHOUSE & JUVENILE DETENTION CENTER - SECURITY CAMERA AND MASTER CONTROL SYSTEMS UPGRADE  
 648 E. MAIN STREET, URBANA, IL 61801

DATE	NO.	DESCRIPTION




**ENGINEERS AND ASSOCIATES, INC.**  
 Mechanical & Electrical Consulting Engineers


**COURTHOUSE - PARTIAL SECOND DEMO PLAN - AREA B - TECHNOLOGY**  
 CHAMPAIGN COUNTY COURTHOUSE & JUVENILE DETENTION CENTER - SECURITY CAMERA AND MASTER CONTROL SYSTEMS UPGRADE  
 CHAMPAIGN COUNTY  
 101 E MAIN STREET, URBANA, IL 61801




DES	LEM
12/4/2019	
BID DOCUMENTS	
GHR # 7257	

SHEET:
<b>TD122.1</b>

THE ORIGINAL OF THIS DRAWING IS 30"x42". IF THIS COPY IS ANY OTHER SIZE, IT HAS EITHER BEEN REDUCED OR ENLARGED. TAKE APPROPRIATE PRECAUTIONS ACCORDINGLY.




**THIRD FLOOR PLAN - SYSTEMS - AREA A - DEMO**  
 SCALE: 1/8" = 1'-0"



12/17/2019 10:45 AM  
 CHAMPAIGN COUNTY COURTHOUSE & JUVENILE DETENTION CENTER - SECURITY CAMERA AND MASTER CONTROL SYSTEMS UPGRADE - ACCESS CONTROL, SIGNAL, AND VIDEO RECORDING SYSTEMS  
 484 1707 - CHAMPAIGN COUNTY COURTHOUSE & JUVENILE DETENTION CENTER - SECURITY CAMERA AND MASTER CONTROL SYSTEMS UPGRADE


DATE	NO.	DESCRIPTION





**COURTHOUSE - PARTIAL THIRD FLOOR DEMO PLAN - AREA A - TECHNOLOGY**  
 CHAMPAIGN COUNTY COURTHOUSE & JUVENILE DETENTION CENTER - SECURITY CAMERA AND MASTER CONTROL SYSTEMS UPGRADE  
CHAMPAIGN COUNTY  
 101 E MAIN STREET, URBANA, IL 61801

DES	LEM	SHEET:
12/4/2019	TD131.1	
BID DOCUMENTS		
GHR # 7257		

THE ORIGINAL OF THIS DRAWING IS 30"x42". IF THIS COPY IS ANY OTHER SIZE, IT HAS EITHER BEEN REDUCED OR ENLARGED. TAKE APPROPRIATE PRECAUTIONS ACCORDINGLY.




**THIRD FLOOR PLAN - SYSTEMS - AREA B - DEMO**  
 SCALE: 1/8" = 1'-0"  


12/27/2019 10:14 AM  
 C:\Users\jgarcia\Documents\122517 - CC Courthouse Cameras & Master Control - 12/27/2019 - 10:14 AM  
 122517 - CHAMPAIGN COUNTY COURTHOUSE & JUVENILE DETENTION CENTER SECURITY CAMERA AND MASTER CONTROL SYSTEMS UPGRADE

DATE	NO.	DESCRIPTION



**ENGINEERS AND ASSOCIATES, INC**  
 Mechanical & Electrical Consulting Engineers

**COURTHOUSE - PARTIAL THIRD FLOOR DEMO PLAN - AREA B - TECHNOLOGY**  
 CHAMPAIGN COUNTY COURTHOUSE & JUVENILE DETENTION CENTER- SECURITY CAMERA AND MASTER CONTROL SYSTEMS UPGRADE  
CHAMPAIGN COUNTY  
 201 E MAIN STREET, URBANA, IL 61801

DES	LEM	SHEET: <b>TD132.1</b>
12/4/2019		
BID DOCUMENTS		
GHR # 7257		

THE ORIGINAL OF THIS DRAWING IS 30" x 42". IF THIS COPY IS ANY OTHER SIZE, IT HAS EITHER BEEN REDUCED OR ENLARGED. TAKE APPROPRIATE PRECAUTIONS ACCORDINGLY.



**BASEMENT FLOOR PLAN - SYSTEMS - AREA B**  
 SCALE: 1/8" = 1'-0"

12/14/2019 10:24 AM  
 CHAMPAIGN COUNTY COURTHOUSE & JUVENILE DETENTION CENTER - SECURITY CAMERA AND MASTER CONTROL SYSTEMS UPGRADE  
 SHEET 102.1 - CHAMPAIGN COUNTY COURTHOUSE & JUVENILE DETENTION CENTER - SECURITY CAMERA AND MASTER CONTROL SYSTEMS UPGRADE

DATE	NO.	DESCRIPTION




**ENGINEERS AND ASSOCIATES, INC.**  
 Mechanical & Electrical Consulting Engineers

**COURTHOUSE - PARTIAL BASEMENT FLOORPLAN - AREA B - TECHNOLOGY**  
 CHAMPAIGN COUNTY COURTHOUSE & JUVENILE DETENTION CENTER - SECURITY CAMERA AND MASTER CONTROL SYSTEMS UPGRADE  
CHAMPAIGN COUNTY  
 201 E MAIN STREET, URBANA, IL 61801

DES	LEM	SHEET
12/4/2019		T102.1
BID DOCUMENTS		
GHR # 7257		

THE ORIGINAL OF THIS DRAWING IS 30"x42". IF THIS COPY IS ANY OTHER SIZE, IT HAS EITHER BEEN REDUCED OR ENLARGED. TAKE APPROPRIATE PRECAUTIONS ACCORDINGLY.



**KEYED NOTES - ELECTRICAL**

① PROVIDE WEATHER PROOF JUNCTION BOXES NEW SURFACE MOUNTED. GAIN ENTRIES THROUGH EXISTING BUILDING EXTERIOR WALL FOR CABLE ROUTING AND SEAL.

**FIRST FLOOR PLAN - SYSTEMS - AREA A**  
 SCALE: 1/8" = 1'-0"

12/27/2019 10:11 AM  
 CHAMPAIGN COUNTY COURTHOUSE & JUVENILE DETENTION CENTER - SECURITY CAMERA AND MASTER CONTROL SYSTEMS UPGRADE - ELECTRICAL  
 101 E MAIN STREET, URBANA, IL 61801

DATE	NO.	DESCRIPTION



**GHR**  
 ENGINEERS AND ASSOCIATES, INC.  
 Mechanical & Electrical Consulting Engineers

**COURTHOUSE - PARTIAL FIRST FLOOR FLOORPLAN - AREA A - TECHNOLOGY**

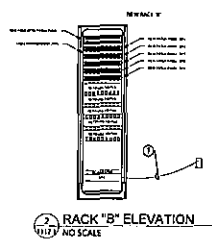
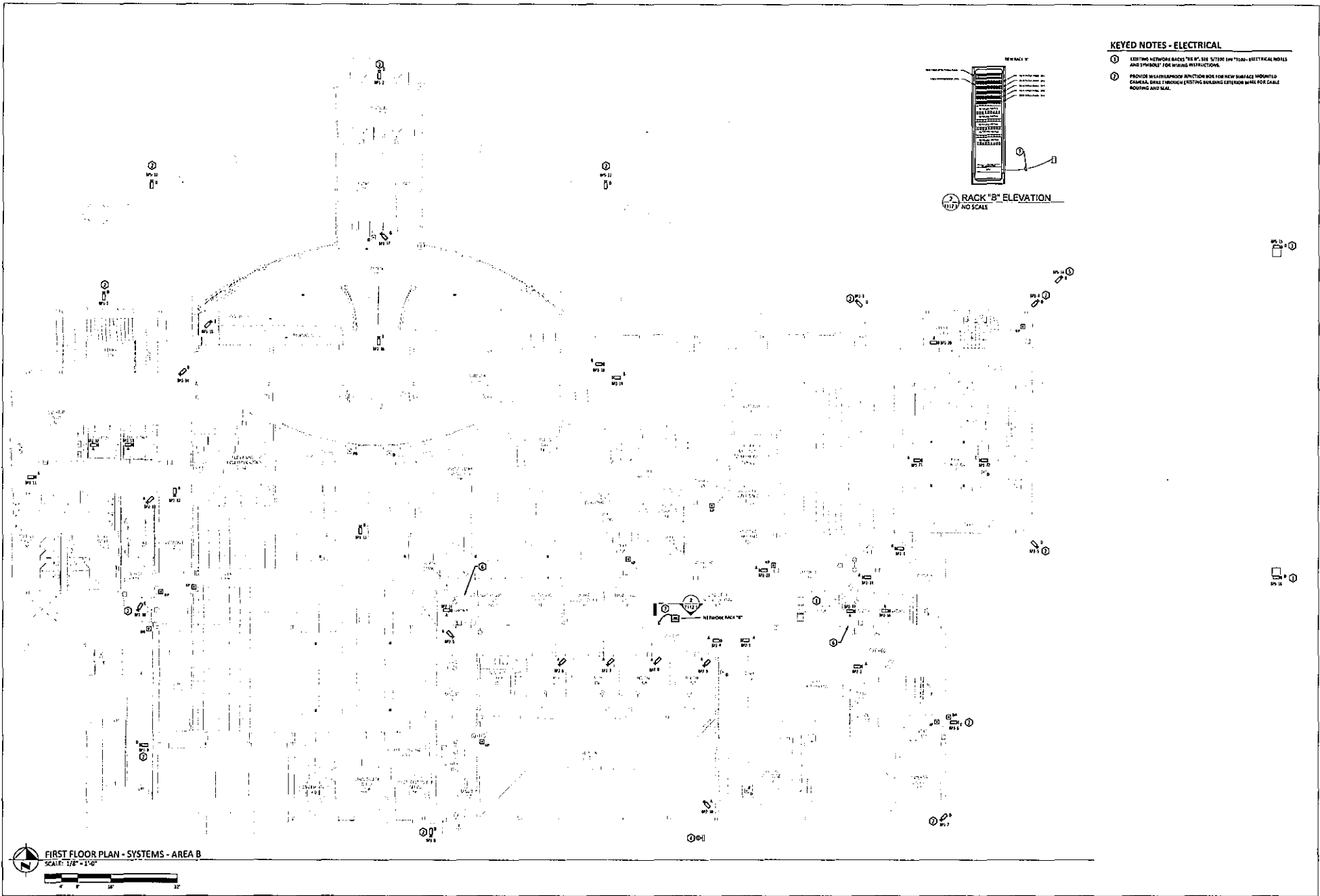
CHAMPAIGN COUNTY COURTHOUSE & JUVENILE DETENTION CENTER- SECURITY CAMERA AND MASTER CONTROL SYSTEMS UPGRADE

CHAMPAIGN COUNTY  
 101 E MAIN STREET, URBANA, IL 61801

DES	LEM	SHEET: <b>T111.1</b>
DATE	12/4/2019	
BID DOCUMENTS		
GHR # 7257		

THE ORIGINAL OF THIS DRAWING IS 30"x42". IF THIS COPY IS ANY OTHER SIZE, IT HAS EITHER BEEN REDUCED OR ENLARGED. TAKE APPROPRIATE PRECAUTIONS ACCORDINGLY.

30



- KEYED NOTES - ELECTRICAL**
- ① EXISTING NETWORK RACKS TO BE USED. SEE SYSTEM WIRING ELECTRICAL NOTES AND SYMBOLS FOR WIRING INSTRUCTIONS.
  - ② PROVIDE WEATHERPROOF JUNCTION BOX FOR NEW SURFACE MOUNTED CAMERA. DRILL THROUGH EXISTING BUILDING EXTERIOR WALL FOR CABLE ROUTING AND SEAL.

FIRST FLOOR PLAN - SYSTEMS - AREA B  
 SCALE: 1/8" = 1'-0"  
 0 5 10 15 20

12/07/2019 10:32 AM  
 CHAMPAIGN COUNTY COURTHOUSE & JUVENILE DETENTION CENTER - SECURITY CAMERA AND MASTER CONTROL SYSTEMS UPGRADE  
 04/17/2019 - CHAMPAIGN COUNTY COURTHOUSE & JUVENILE DETENTION CENTER - SECURITY CAMERA AND MASTER CONTROL SYSTEMS UPGRADE

DATE	NO.	DESCRIPTION



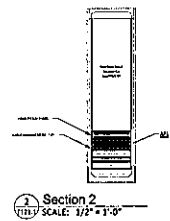
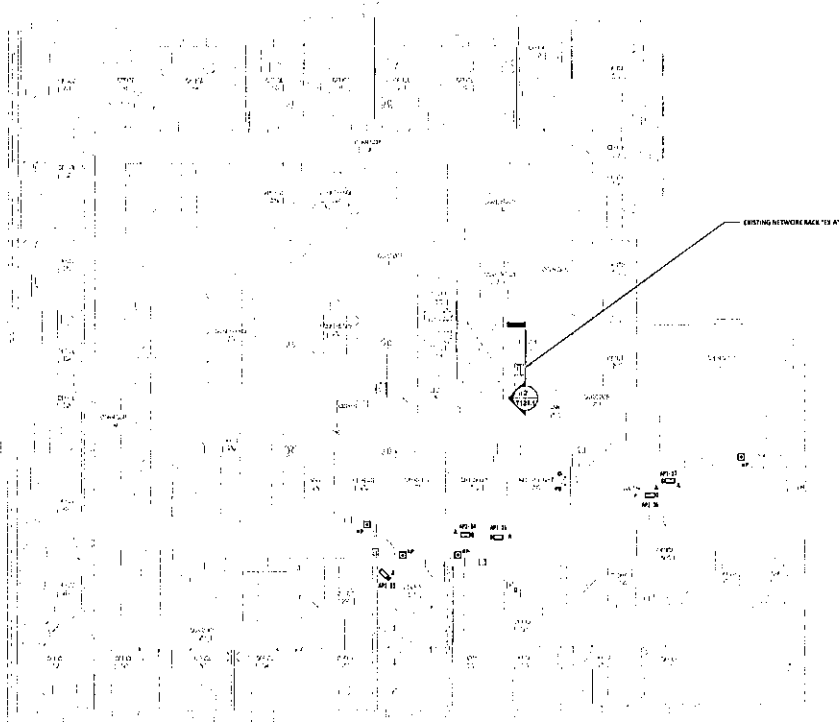
**GHR** ENGINEERS AND ASSOCIATES, INC.  
 Mechanical & Electrical Consulting Engineers

**COURTHOUSE - PARTIAL FIRST FLOOR FLOORPLAN - AREA B - TECHNOLOGY**  
 CHAMPAIGN COUNTY COURTHOUSE & JUVENILE DETENTION CENTER - SECURITY CAMERA AND MASTER CONTROL SYSTEMS UPGRADE  
 CHAMPAIGN COUNTY  
 102 E MAIN STREET, URBANA, IL 61802

DES	LEVM	SHEET

THE ORIGINAL OF THIS DRAWING IS 30"x42". IF THIS COPY IS ANY OTHER SIZE, IT HAS EITHER BEEN REDUCED OR ENLARGED. TAKE APPROPRIATE PRECAUTIONS ACCORDINGLY.





**SECOND FLOOR PLAN - SYSTEMS - AREA A**  
SCALE: 1/8" = 1'-0"

12/17/2019 10:14 AM  
 A:\Projects\2019\1211\2019-12 Courthouse Courthouse and Juvenile Detention Center Security Camera and Master Control Systems Upgrade\121111.dwg  
 6461757 - Champaign County Courthouse & Juvenile Detention Center Security Camera and Master Control Systems Upgrade

DATE	NO.	DESCRIPTION

**GHR ENGINEERS AND ASSOCIATES, INC.**  
 Mechanical & Electrical Consulting Engineers


**COURTHOUSE - PARTIAL SECOND FLOOR FLOORPLAN - AREA A - TECHNOLOGY**  
 CHAMPAIGN COUNTY COURTHOUSE & JUVENILE DETENTION CENTER - SECURITY CAMERA AND MASTER CONTROL SYSTEMS UPGRADE  
 CHAMPAIGN COUNTY  
 101 E MAIN STREET, URBANA, IL 61801


DES	LEM
12/4/2019	
BID DOCUMENTS	
GHR H 7257	

SHEET: **T121.1**

THE ORIGINAL OF THIS DRAWING IS 30"x42". IF THIS COPY IS ANY OTHER SIZE, IT HAS EITHER BEEN REDUCED OR ENLARGED. TAKE APPROPRIATE PRECAUTIONS ACCORDINGLY.

11/27/2019 10:43 AM  
 CHAMPAIGN COUNTY COURTHOUSE & JUVENILE DETENTION CENTER - SECURITY CAMERA AND MASTER CONTROL SYSTEMS UPGRADE  
 6811257 - CHAMPAIGN COUNTY COURTHOUSE & JUVENILE DETENTION CENTER - SECURITY CAMERA AND MASTER CONTROL SYSTEMS UPGRADE




**SECOND FLOOR PLAN - SYSTEMS - AREA B**  
 SCALE: 1/8" = 1'-0"



DATE	NO.	DESCRIPTION




**ENGINEERS AND ASSOCIATES, INC.**  
 Mechanical & Electrical Consulting Engineers

**COURTHOUSE - PARTIAL SECOND FLOOR FLOORPLAN - AREA B - TECHNOLOGY**  
 CHAMPAIGN COUNTY COURTHOUSE & JUVENILE DETENTION CENTER - SECURITY CAMERA AND MASTER CONTROL SYSTEMS UPGRADE  
CHAMPAIGN COUNTY  
 101 E MAIN STREET, URBANA, IL 61801




DES	LEM
12/4/2019	
BID DOCUMENTS	
GHR R 7257	

SHEET:  
**T122.1**

THE ORIGINAL OF THIS DRAWING IS 30"x42". IF THIS COPY IS ANY OTHER SIZE, IT HAS EITHER BEEN REDUCED OR ENLARGED. TAKE APPROPRIATE PRECAUTIONS ACCORDINGLY.

**KEYED NOTES - ELECTRICAL**


- ① FOR REFERENCE ONLY - DOOR WITH DOOR LOCK, WITH (1) KEY-PAGE (HW) OR EISER LOCK LOCATED AT TOP OF STAIRS, DOOR LOCK AND KEY-PAGE ARE WIRED TO AND CONTROLLED BY MASTER CONTROL SYSTEM.
- ② FOR REFERENCE ONLY - DOOR WITH DOOR LOCK LOCATED AT TOP OF STAIRS AND IS WIRED TO AND CONTROLLED BY MASTER CONTROL SYSTEM.



**THIRD FLOOR PLAN - SYSTEMS - AREA A**  
 SCALE: 3/8" = 1'-0"

CHAMPAIGN COUNTY COURTHOUSE & JUVENILE DETENTION CENTER SECURITY CAMERA AND MASTER CONTROL SYSTEMS UPGRADE  
 CHAMPAIGN COUNTY COURTHOUSE & JUVENILE DETENTION CENTER SECURITY CAMERA AND MASTER CONTROL SYSTEMS UPGRADE  
 CHAMPAIGN COUNTY COURTHOUSE & JUVENILE DETENTION CENTER SECURITY CAMERA AND MASTER CONTROL SYSTEMS UPGRADE

DATE	NO.	DESCRIPTION




**GHR** ENGINEERS AND ASSOCIATES, INC.  
 Mechanical & Electrical Consulting Engineers

**COURTHOUSE - PARTIAL THIRD FLOOR FLOORPLAN - AREA A - TECHNOLOGY**  
 CHAMPAIGN COUNTY COURTHOUSE & JUVENILE DETENTION CENTER - SECURITY CAMERA AND MASTER CONTROL SYSTEMS UPGRADE  
 CHAMPAIGN COUNTY  
 100 E MAIN STREET, URBANA, IL 61801

DES	LEM	SHEET: <b>T131.1</b>
12/4/2019		
BID DOCUMENTS		
GHR R 7257		

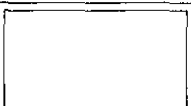
THE ORIGINAL OF THIS DRAWING IS 30"x42". IF THIS COPY IS ANY OTHER SIZE, IT HAS EITHER BEEN REDUCED OR ENLARGED. TAKE APPROPRIATE PRECAUTIONS ACCORDINGLY.





**THIRD FLOOR PLAN - SYSTEMS - AREA B**  
 SCALE: 1/8" = 1'-0"

ALL RIGHTS RESERVED. NO PART OF THIS DRAWING IS TO BE REPRODUCED OR TRANSMITTED IN ANY FORM OR BY ANY MEANS, ELECTRONIC OR MECHANICAL, INCLUDING PHOTOCOPYING, RECORDING, OR BY ANY INFORMATION STORAGE AND RETRIEVAL SYSTEM.

DATE	NO.	DESCRIPTION




**ENGINEERS AND ASSOCIATES, INC**  
 Mechanical & Electrical Consulting Engineers

**COURTHOUSE - PARTIAL THIRD FLOOR FLOORPLAN - AREA B - TECHNOLOGY**  
 CHAMPAIGN COUNTY COURTHOUSE & JUVENILE DETENTION CENTER- SECURITY CAMERA AND MASTER CONTROL SYSTEMS UPGRADE  
CHAMPAIGN COUNTY  
 301 E MAIN STREET, URBANA, IL 61801

DES	LEM	SHEET

THE ORIGINAL OF THIS DRAWING IS 30"x42". IF THIS COPY IS ANY OTHER SIZE, IT WAS EITHER ENLARGED OR REDUCED. TAKE APPROPRIATE PRECAUTIONS ACCORDINGLY.



**GENERAL NOTES - ELECTRICAL**

1. ALL EXISTING CAMERAS ARE TO BE DISCONNECTED AND WIRING IS TO BE REMOVED BACK TO NEAREST RACE. EXISTING RACEWAYS AND EQUIPMENT TO BE UNLATCHED AND REMOVED AS POSSIBLE DURING 1 OR NEW CAMERA INSTALLATION.



FIRST FLOOR - DEMOLITION - TECHNOLOGY  
SCALE: 1/8" = 1'-0"

12/27/2019 10:28 AM  
C:\Users\jgarcia\Documents\Projects\CHAMPAIN COUNTY COURTHOUSE AND JUVENILE DETENTION CENTER SECURITY CAMERA AND MASTER CONTROL SYSTEMS UPGRADE

DATE	NO.	DESCRIPTION



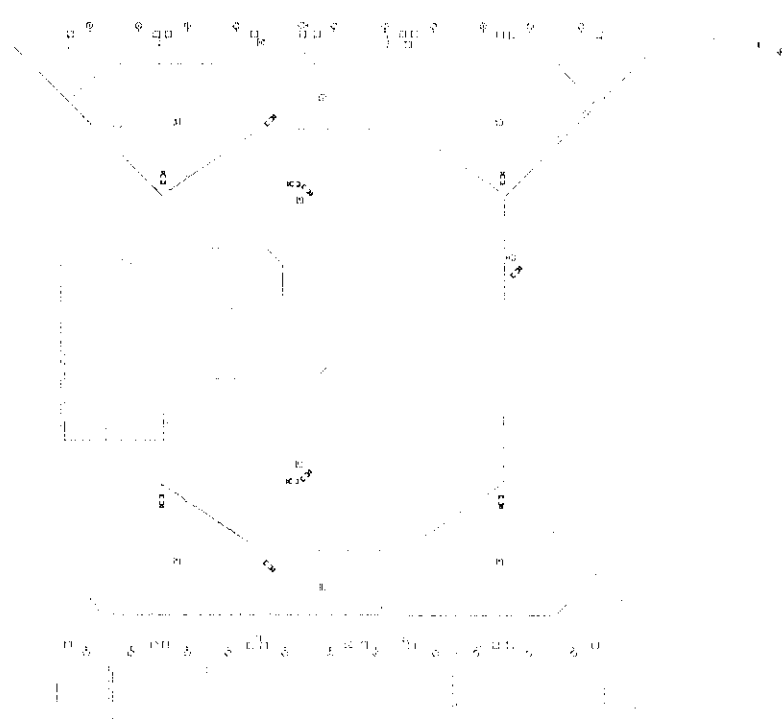
**J.D.C. - FIRST FLOOR PLAN - DEMOLITION - TECHNOLOGY**  
CHAMPAIGN COUNTY COURTHOUSE & JUVENILE DETENTION CENTER- SECURITY CAMERA AND MASTER CONTROL SYSTEMS UPGRADE  
CHAMPAIGN COUNTY  
400 ART BARTELL RD, URBANA, IL 61802

DES	LEM	SHEET
	12/4/2019	TD101.2
BID DOCUMENTS		
GHR # 7251		

THE ORIGINAL OF THIS DRAWING IS 36"x42". IF THIS COPY IS ANY OTHER SIZE, IT HAS EITHER BEEN REDUCED OR ENLARGED. TAKE APPROPRIATE PRECAUTIONS ACCORDINGLY.

**GENERAL NOTES - ELECTRICAL**

1. ALL EXISTING CABLES ARE TO BE DISCONNECTED AND WIRING IS TO BE REMOVED BACK TO NEIGHBOR FACES, EXISTING PALLETS ARE TO REMAIN TO BE UTILIZED AND REUSED AS POSSIBLE BARRING FOR NEW CAMERA INSTALLATION.



**MEZANINE - DEMOLITION - TECHNOLOGY**  
SCALE: 1/8" = 1'-0"

12/27/2019 10:15:00 AM  
 C:\Users\jbarter\OneDrive\Documents\CHAMPAIGN COUNTY COURTHOUSE & JUVENILE DETENTION CENTER SECURITY CAMERA AND MASTER CONTROL SYSTEMS UPGRADE\PROJECT\DWG\MEZANINE - DEMOLITION - TECHNOLOGY.dwg  
 PLOT: CHAMPAIGN COUNTY COURTHOUSE & JUVENILE DETENTION CENTER SECURITY CAMERA AND MASTER CONTROL SYSTEMS UPGRADE

DATE	NO.	DESCRIPTION

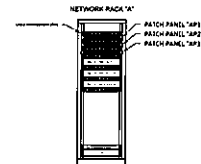



**ENGINEERS AND ASSOCIATES, INC.**  
 Mechanical & Electrical Consulting Engineers

**J.D.C. - MEZANINE PLAN - DEMOLITION - TECHNOLOGY**  
 CHAMPAIGN COUNTY COURTHOUSE & JUVENILE DETENTION CENTER - SECURITY CAMERA AND MASTER CONTROL SYSTEMS UPGRADE  
 CHAMPAIGN COUNTY  
 400 ART BARTHEL RD, URBANA, IL 61802

DES	LEM	SHEET: <b>TD102.2</b>
DATE	12/4/2019	
BID DOCUMENTS		
PROJECT	GHR # 7261	

THE ORIGINAL OF THIS DRAWING IS 36"x48". IF THIS COPY IS ANY OTHER SIZE, IT HAS EITHER BEEN REDUCED OR ENLARGED. TAKE APPROPRIATE PRECAUTIONS ACCORDINGLY.



**GENERAL NOTES - ELECTRICAL**

1. ALL NEW CABLES ON THE PLAN THAT ARE SHOWN TO OCCUPY THE SAME POSITION AND DIRECTION AS THOSE ON THE TECHNOLOGY RELOCATION PLAN ARE TO BE WIRED THROUGH EXISTING PATHWAYS SERVING OLD DEVICES IF POSSIBLE. ELSE DRIVEN AND BUNDLED IF POSSIBLE.
2. ALL NEW CABLES NOT REPLACING THOSE THAT WERE EXISTING ARE TO BE WIRED THROUGH NEW PATHWAYS TO EXISTING NETWORK RACKS SHOWN.

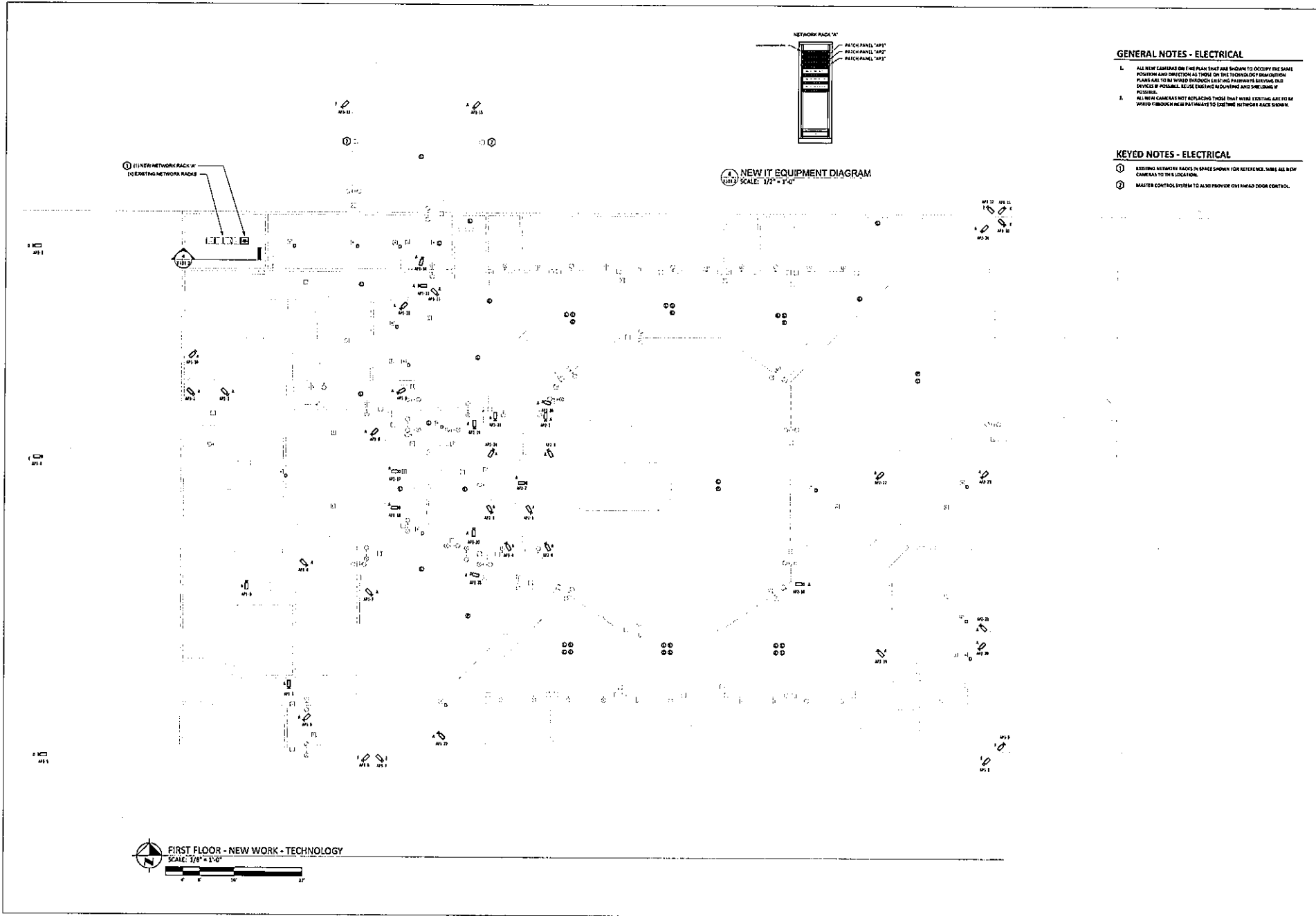
**KEYED NOTES - ELECTRICAL**

1. EXISTING NETWORK RACKS IN SPACE SHOWN FOR REFERENCE. WERE ARE NEW CABLES TO THIS LOCATION.
2. MASTER CONTROL SYSTEM TO ALSO PROVIDE ONE HEAD DOOR CONTROL.

**NEW IT EQUIPMENT DIAGRAM**  
SCALE: 1/2" = 1'-0"

1. NEW NETWORK RACKS BY EXISTING NETWORK RACKS

**FIRST FLOOR - NEW WORK - TECHNOLOGY**  
SCALE: 1/8" = 1'-0"



12/27/2019 10:33:32  
 C:\Users\jgarcia\Documents\172061 - 180712 - CHAMPAIGN COUNTY COURTHOUSE AND JUVENILE DETENTION CENTER SECURITY CAMERA AND MASTER CONTROL SYSTEMS UPGRADE  
 CHAMPAIGN COUNTY COURTHOUSE AND JUVENILE DETENTION CENTER SECURITY CAMERA AND MASTER CONTROL SYSTEMS UPGRADE

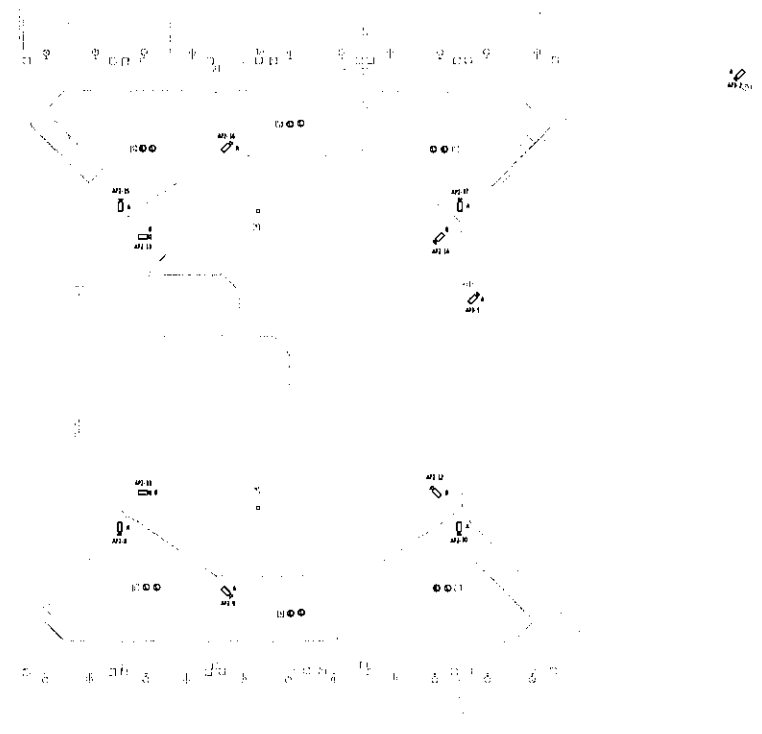
DATE	NO.	DESCRIPTION	DES	LEM	SHEET
					T101.2
<b>J.D.C. - FIRST FLOOR PLAN - NEW WORK - TECHNOLOGY</b> CHAMPAIGN COUNTY COURTHOUSE & JUVENILE DETENTION CENTER - SECURITY CAMERA AND MASTER CONTROL SYSTEMS UPGRADE CHAMPAIGN COUNTY 400 ART BARTELL RD, URBANA, IL 61802			DES	LEM	
			12/4/2019		
			BID DOCUMENTS		
			GHR # 7261		

THE ORIGINAL OF THIS DRAWING IS 30"X42". IF THIS COPY IS ANY OTHER SIZE, IT HAS EITHER BEEN REDUCED OR ENLARGED. TAKE APPROPRIATE PRECAUTIONS ACCORDINGLY.



**GENERAL NOTES - ELECTRICAL**

1. ALL NEW CAMERAS ON THIS PLAN THAT ARE SHOWN TO OCCUPY THE SAME POSITION AND FIELD OF VIEW AS THOSE ON THE TECHNOLOGY STRIKE FROM PLANS ARE TO BE WIRED THROUGH EXISTING PATHWAYS SERVING OLD CAMERAS IF POSSIBLE, WITH EXISTING SHORTING AND SHIELDS IF POSSIBLE.
2. NEW CAMERAS NOT REPLACING THOSE THAT WERE EQUIPPED ARE TO BE WIRED THROUGH NEW PATHWAYS TO EXISTING NETWORKS SHOWN ON SHEET T102.1 FIRST FLOOR PLAN - NEW WORK - TECHNOLOGY.



**MEZANINE - NEW WORK - TECHNOLOGY**  
SCALE: 1/8" = 1'-0"

12/17/2019 10:28 AM  
 R:\Projects\2019\12\17\2019\_12\_17\_10\_28\_19\12\_17\_10\_28\_19.dwg  
 12/17/2019 10:28 AM  
 R:\Projects\2019\12\17\2019\_12\_17\_10\_28\_19\12\_17\_10\_28\_19.dwg

DATE	NO.	DESCRIPTION



**GHR ENGINEERS AND ASSOCIATES, INC.**  
Mechanical & Electrical Consulting Engineers

**J.D.C. - MEZANINE PLAN - NEW WORK - TECHNOLOGY**  
 CHAMPAIGN COUNTY COURTHOUSE & JUVENILE DETENTION CENTER- SECURITY CAMERA AND MASTER CONTROL SYSTEMS UPGRADE  
 CHAMPAIGN COUNTY  
 400 ART BARTLETT RD, URBANA, IL 61802

DES	LEM	SHEET

THE ORIGINAL OF THIS DRAWING IS 30"x42". IF THIS COPY IS ANY OTHER SIZE, IT HAS EITHER BEEN REDUCED OR ENLARGED. TAKE APPROPRIATE PRECAUTIONS ACCORDINGLY.