

JDC POPULATION REPORT FOR THE MONTH OF JUNE 2011

DATE	MALE	FEMALE	JUV	ADULT	CHAMPAIGN	OTHER	OFFENSE CLASSIFICATION	RELEASES	TOTALS
6/1	20	3	23	0	22	1	6 Class X/3 DOJJ/7 Felonies/7 Misd.	1	23-1
6/2	20	2	22	0	22	0	6 Class X/3 DOJJ/7 Felonies/6 Misd.	0	22-0
6/3	18	3	21	0	21	0	6 Class X/3 DOJJ/6 Felonies/6 Misd.	1	21-1
6/4	14	3	17	0	17	0	6 Class X/5 Felonies/6 Misd.	0	17-0
6/5	14	3	17	0	17	0	6 Class X/5 Felonies/6 Misd.	4	17-4
6/6	14	3	17	0	17	0	6 Class X/5 Felonies/6 Misd.	0	17-0
6/7	15	2	17	0	17	0	6 Class X/3 Felonies/8 Misd.	1	17-1
6/8	15	2	17	0	17	0	6 Class X/3 Felonies/8 Misd.	0	17-0
6/9	19	2	21	0	21	0	5 Class X/1 DOJJ/3 Felonies/12 Misd.	2	21-2
6/10	19	4	23	0	23	0	5 Class X/1 DOJJ/3 Felonies/14 Misd.	2	23-2
6/11	18	3	21	0	21	0	4 Class X/2 DOJJ/3 Felonies/12 Misd.	2	21-2
6/12	17	4	21	0	21	0	4 Class X/2 DOJJ/3 Felonies/12 Misd.	2	21-2
6/13	15	3	18	0	18	0	4 Class X/3 DOJJ/3 Felonies/8 Misd.	2	18-2
6/14	12	3	15	0	15	0	4 Class X/1 DOJJ/3 Felonies/7 Misd.	2	15-2
6/15	9	3	12	0	12	0	4 Class X/3 Felonies/5 Misd.	1	12-1
6/16	9	3	12	0	11	1	4 Class X/1 DOJJ/3 Felonies/4 Misd.	1	12-1
6/17	8	3	11	0	11	0	4 Class X/3 Felonies/4 Misd.	1	11-1
6/18	9	4	13	0	13	0	4 Class X/4 Felonies/5 Misd.	0	13-0
6/19	9	4	13	0	13	0	4 Class X/4 Felonies/5 Misd.	1	13-1
6/20	8	4	12	0	11	1	4 Class X/1 DOJJ/2 Felonies/5 Misd.	0	12-0
6/21	10	4	14	0	13	1	4 Class X/1 DOJJ/4 Felonies/5 Misd.	1	14-1
6/22	10	4	14	0	14	0	4 Class X/5 Felonies/5 Misd.	1	14-1
6/23	11	4	15	0	15	0	4 Class X/1 DOJJ/5 Felonies/5 Misd.	0	15-0
6/24	13	4	17	0	16	1	4 Class X/2 DOJJ/6 Felonies/5 Misd.	0	17-0
6/25	13	4	17	0	16	1	4 Class X/1 DOJJ/7 Felonies/5 Misd.	0	17-0
6/26	15	4	19	0	18	1	4 Class X/1 DOJJ/8 Felonies/6 Misd.	0	19-0
6/27	15	4	19	0	18	1	4 Class X/1 DOJJ/7 Felonies/7 Misd.	1	19-1
6/28	13	4	17	0	17	0	4 Class X/7 Felonies/6 Misd.	1	17-1
6/29	13	4	17	0	17	0	4 Class X/7 Felonies/6 Misd.	1	17-1
6/30	14	3	17	0	15	2	4 Class X/1 DOJJ/6 Felonies/6 Misd.	1	17-1

NOTE: Columns 4 & 5 refer to juvenile or adult Court proceedings; columns 6 & 7 refer to Champaign County cases or other counties being charged to house minors at JDC. Releases refers to minors arrested by police, however released to the parents without being detained at the Center. Totals are minors detained / released for that particular date.

Monthly Juvenile Probation Report

Circuit SIXTH County CHAMPAIGN Month/Year 11-Jun Preparer Teresa Zebe

I. Juvenile Court Activity	1. Delinquency	2. Addiction	3. MRAI	4. Truancy	5. Neglect/Abuse	6. Dependant	7. Total
A. Petitions Filed	26	0	0	0	3	0	29
B. Court Action During Month							21
1. Petitions Dismissed	21	0	0	0			0
2. Cont. Under Supervision	0	0	0	0			12
3. Adjudication	12	0	0	0			

II. Criminal Prosecutions	
A. Automatic	0
B. Discretionary	0
C. Total	0

III. Admissions During Month to Active Caseload		
	Formal	Informal
A. Delinquency	12	2
B. Addiction	0	0
C. MRAI	0	0
D. Truancy	0	0
E. Neglect/Abuse	0	0
F. Dependant	0	
G. Total	12	2

IV. Demographics for Admissions		
A. Sex	Formal	Informal
Male	10	2
Female	2	0
Total	12	2

C. Race/Ethnicity	Formal	Informal
American Indian/Eskimo	0	0
Asian/Pacific Islander	0	0
Black	6	1
Hispanic Origin	1	0
White	5	1
Other	0	0
Total	12	2

V. Intakes Completed	
A. Full Intakes	10
B. Partial Intakes	0
C. Total	10

B. Age	Formal	Informal
12-Under	0	1
13yrs.	1	1
14yrs.	2	0
15yrs.	3	0
16yrs.	3	0
17-over	3	0
Total	12	2

D. Education (Delinquency Only)		
	Formal	Informal
Enrolled in School		
At Offense	11	2

VI. Restitution and fees ordered (Active and Administrative)	
A. New Cases Ordered to Pay Restitution	2
B. Total Amount of Restitution Ordered	\$1,540
C. Number of New Cases Ordered to Pay Fees	10 (\$1,020)

VII. Court Ordered Programs	
A. Alcohol	0
B. Drug Treatment	0
C. Alcohol & Drug Treatment	5
D. Youth Services Agency	0
E. Mental Health	1
F. Alternative Education	0
G. TASC	0
H. UDIS	0
I. JTPA	0
J. Other (explain)	5

VIII. Placements			
	1. In State	2. Out of State	3. Total
A. Number Beginning of Month	13	0	13
B. Ordered Placed During Month			
1. Foster Home	0	0	0
2. Group Home	0	0	0
3. Resid. Treatment	1	0	1
4. With Relative	0	0	0
5. Subtotal	14	0	14
C. Number Removed During Month	1	0	1
D. Total End of Month	13	0	13

IX. Active Caseload						
	a. Probation	b. Supervision	c. Cont. Under Sup.	d. Informal	e. Other	f. Total
A. Caseload Beg. of Month	139	0	5	16	3	163
B. New Admissions	11	0	0	2	1	14
C. Re-admitted from Admin	0	0	0	0	0	0
D. Transferred In	2	0	0	0	0	2
E. Subtotal (A+B+C+D)	152	0	5	18	4	179
F. Cases Dropped						
1. Scheduled Termination	8	0	0	10	0	18
2. Early Termination	0	0	0	0	0	0
3. Absconder/Warrant	0	0	0	0	0	0
4. Revoked-Technical	1	0	0	0	0	1
5. Revoked-New Offense	0	0	0	0	0	0
6. Alternate DOC Commit.	0	0	0	2	0	3
7. Unsatisfactory Termination	1	0	0	0	0	5
8. Transferred Out	5	0	0	0	0	0
9. Other (explain)	0	0	0	0	0	0
10. Subtotal (Add 1-9)	15	0	0	12	0	27
G. Caseload End of Month(E-F10)	137	0	5	6	4	152

X. Commitments to DOC	
A. Full	6
B. Evaluation	1
C. Habitual Juv. Offender	0
D. Violent Juv. Offender	0
E. Total	7

G. Education
18
0
0
1
0
3
0
0
27
146

XI. Interstate Compact Cases	
Number	2

XII. Administrative Caseload	
A. Active	8
B. Inactive	2

XIII. Classification of Active Caseload					
	a. Max.	b. Med.	c. Min.	d. Unclassified	e. Total
A. Probation	21	111	5	0	137
B. Supervision	0	0	0	0	0
C. Cont. Under Sup.	0	4	1	0	5
D. Informal	0	0	6	0	6
E. Other	0	4	0	0	4
F. Total	21	119	12	0	152


XIV. Investigations	
	Completed
A. Social Histories	19
B. Adoption	0
C. Contested Custody	0
D. Suppl. Soc. Hist.	1
E. Intake Screening	0
F. Other (Explain)	40
G. Total	60

XV. Case Violations Reported			
	1. Technical	2. New Offense	3. Total
Violations Reported	0	1	1

XVI. Court Actions on Violations			
	1. Technical	2. New Offense	3. Total
A. No Violations	0	0	0
B. Violation Found	1	0	1
C. Total Court Action	1	0	1

XVII. Home Detention/Electronic Monitoring				
	A. PreAdjud. Home Det.		B. Post Adjud. Home Det.	
	1. Ordered this Month	2. End of Month	1. Ordered this Month	2. End of Month
a. With Elect. Monit.				
b. Without Elect. Monit.	None			
c. Total				

Signature Of Approval by Chief/Director



Monthly Juvenile Probation Report Addendum

(Public Act 95-1031, Tracking 17 Year Old Misdemeanants)

Circuit Sixth County Champaign Month/Year June 2011 Preparer Teresa Zebe

This report is to be completed for only those juvenile case admissions resultant from Public Act 95-1031, which extends the jurisdiction of the juvenile court to include minors under the age of 18 who commit misdemeanor offenses. Thus, this Addendum Report will only include those 17 year olds referred by the court for qualifying misdemeanor offenses. Cases reported on this form are to also be reported on the Monthly Juvenile Probation Report in the appropriate sections to ensure the complete monthly reporting of your department's juvenile caseload.

XVIII. Admissions to Active Caseload

	Male						Female						Offense Type						Number Originally Charged As Felon					
	Race/Ethnicity												Property		Person		Drug		Alcohol		Other		Male	Female
	AI	A	B	H	W	O	AI	A	B	H	W	O	M	F	M	F	M	F	M	F				
A. Probation																								0
B. Supervision																								
C. Count. Under Sup.																								
D. Informal																								
E. Other																								
Total	0	0	0	0	0	0	0	0	0	0	0	0	0	0	0	0	0	0	0	0	0	0	0	0

XIX. Investigations

	Male	Female
A. Social Histories	0	0
B. Supplemental Social History	0	0
C. Other Investigations	0	0
Total	0	0

Note: Race/Ethnicity are the same categories currently in use on monthly reports. Alcohol is to include minor in possession, use, and/or under the influence offenses. Please specify offenses reported under the Other category.

XX. Risk Classification for End of Month Active Caseload (PA 95-1031 cases)

	Maximum		Medium		Minimum		Unclassified		Total	
	Male	Female	Male	Female	Male	Female	Male	Female	Male	Female
A. Probation			4						4	0
B. Supervision										
C. Count. Under Sup.										
D. Informal										
E. Other										
Total	0	0	4	0	0	0	0	0	4	0

CHAMPAIGN COUNTY PROBATION AND COURT SERVICES

Joseph J. Gordon
Director

Probation Services
Courthouse
101 E. Main
Urbana, IL 61801
Phone: (217) 384-3753
Fax: (217) 384-1264

Detention Services
400 S. Art Bartell Rd.
Urbana, IL 61802
Phone: (217) 384-3780
Fax: (217) 384-8617

To Whom It May Concern:

Re: June 2011 STATISTICAL EXPLANATION

Please be advised that the explanation for sections VII – J and XIV-F on the June 2011
Statistical Form is as follows:

VII – (J) is as follows:


Anger Management (4)
Sex Offender (1)

XIV – (F): is as follows:

Remission/Review Reports (40)

Should you have any questions, please do not hesitate to contact me at (217)384-3753.

Respectfully,



Teresa Zebe
Supervisor Juvenile Probation

MONTHLY ADULT PROBATION REPORT

Circuit: 6

Department: Adult

June 2011

Preparer: Janet Wells

I. Intakes Completed During Month			
A. Full	85	B. Partial	6

II. Demographics of Intakes		
A. Sex		
	a. Felony	b. Other
1. Male	37	23
2. Female	21	10
3. Total	58	33

B. Age		
	a. Felony	b. Other
1. 17-Under	1	0
2. 18-20	5	8
3. 21-30	21	15
4. 31-40	10	4
5. 41-49	11	2
6. 50-Over	10	4
7. Total	58	33

C. Race and Ethnicity		
	a. Felony	b. Other
1. American Indian	0	0
2. Asian	0	0
3. Black	32	19
4. Hispanic	2	3
5. White	24	10
6. Other	0	1
7. Total	58	33

D. Background at Offense		
	a. Felony	b. Other
1. Employed	17	16
2. High School Grad.	29	21

E. Felony Offense Classification			
1. Class 1	1	4. Class 4	31
2. Class 2	8	5. Other	0
3. Class 3	18	6. Total	58

III. Restitution and Fees Ordered (Active and Administrative)	
A. New Cases Ordered to Pay Restitution	6
B. Total Amount of Restitution Ordered	18239.75
C. Number of New Cases Ordered to Pay Fees	72

IV. Programs Ordered for New Cases (Active and Administrative)	
A. Alcohol Treatment	2
B. Drug Treatment	6
C. Alcohol and Drug Treatment	20
D. Mental Health	6
E. Sex Offender Treatment	0
F. TASC	0

V. Programs Ordered for DUI Cases (Active and Administrative)	
A. DUI Education	2
B. Treatment	2
C. Education and Treatment	8
D. Other (Explain)	0

VI. DUI Assessment Level (Active and Administrative)						
	Level 1	Level 2 Signif.	Level 2 Med	Level 3	None	Total
A. Probation	0	1	0	0	0	0
B. Conditional Discharge	0	0	0	0	0	0
C. Supervision	0	0	0	0	0	0
D. Total	0	1	0	0	0	0

VII.	Home Confinement		Pretrial Release		Total End of Month
	Order During Month	Total End of Month	Order During Month	Total End of Month	
A. Electronically Monitored	0	0	0	0	0
B. Non-electronically Monitored	0	0	0	0	0
C. Total	0	0	0	0	0

VIII. Active Caseload

	Felony	Misd.	DUI	Traffic	Total	
A. Beginning Caseload	968	335	110	17	1430	
B. Admissions						
1. Probation	89	41	13	1	144	
2. Conditional Discharge	0	0	0	0	0	
3. Supervision	0	0	0	0	0	
4. Subtotal (1+2+3)	89	41	13	1	144	
C. Readmitted Administrative	0	0	0	0	0	
D. Subtotal (A+B4+C)	1057	376	123	18	1574	
E. Cases Dropped						Employed
1. Scheduled Termination	8	6	1	0	15	0
2. Early Termination	1	0	0	0	1	0
3. Absconder/Warrant	4	2	0	0	6	
4. Revoked-Technical	4	2	1	0	7	1
5. Revoked-New Offense	2	0	0	0	2	0
6. Alternate DOC Commitment	2	0	0	0	2	
7. Unsatisfactory Termination	11	13	2	2	28	0
8. Transferred Out	4	7	3	1	15	
9. Other (Explain)	0	0	0	3	3	0
10. Subtotal (add 1 through 9)	36	30	7	6	79	0
F. Total (D-E10)	1021	346	116	12	1495	

XI. Classification of Active Caseload

	Max	Med	Min	Uncl	Total
A. Felony	88	759	133	41	1021
B. Misdemeanor	18	249	59	20	346
C. DUI	1	43	70	2	116
D. Traffic	0	5	7	0	12
E. Total	107	1056	269	63	1495

XIV. Investigations Completed

	Felony	Misd	DUI	Traffic	Total
A. Pre-sentence	31	7	12	4	54
B. Abbreviated PSI	0	0	0	0	0
C. Pretrial Bond Reports	0	0	0	0	0
D. Record Checks	0	0	0	0	0
E. JDP	0	0	0	0	0
F. Other (Explain)	0	0	0	0	0

IX. Commitments to DOC

Number	10
--------	----

X. Interstate Compact Cases

Number	55
--------	----

XII. Administrative Caseload

A. Active	427
B. Inactive	147

XIII. Full PSI's Ordered/Pending

Number Ordered	37	Number Pending	32
----------------	----	----------------	----


XV. Case Violations Reported

	Technical	Offense
Violations Reported	48	16

XVI. Court Action on Violations

	Technical	Offense
A. No Violations	9	4
B. Violation	6	3
C. Total	15	7

Signature of Approval by Chief/Director



CHAMPAIGN COUNTY PROBATION AND COURT SERVICES

Joseph J. Gordon
Director

Probation Services
Courthouse
101 E. Main
Urbana, IL 61801
Phone: (217) 384-3751
Fax: (217) 384-1264

Detention Services
400 S. Art Bartell Rd.
Urbana, IL 61802
Phone: (217) 384-3780
Fax: (217) 384-8617

July 13, 2011

To: Administrative Office of the Illinois Courts

From: Champaign County Court Services Department

Re: Monthly Adult Probation Report- June 2011

The following is intended to provide explanations for the information contained in the specified categories on the current Monthly Adult Probation Report.

Section V. Programs Ordered for D.U.I. Cases/ Other

Other programs ordered for D.U.I. cases include attendance at a Victim Impact Panel presentation, attendance at AA/NA meetings and/or Public Service Work.

Section VIII. Active Caseload/E.9 Cases Dropped- Other

Three traffic cases were dropped due to a status change and added as D.U.I. admissions.



Janet Wells
Supervisor, Adult Services