

JDC POPULATION REPORT FOR THE MONTH OF OCTOBER 2010

DATE	MALE	FEMALE	JUV	ADULT	CHAMPAIGN	OTHER	OFFENSE CLASSIFICATION	RELEASES	TOTALS
10/1	12	4	16	0	16	0	12 Felonies/4 Misd.	2	16-2
10/2	12	4	16	0	16	0	12 Felonies/4 Misd.	0	16-0
10/3	13	4	17	0	17	0	12 Felonies/5 Misd.	0	17-0
10/4	14	4	18	0	18	0	13 Felonies/5 Misd.	1	18-1
10/5	18	3	21	0	21	0	1 DOJJ/14 Felonies/6 Misd.	0	21-0
10/6	18	3	21	0	21	0	1 DOJJ/14 Felonies/6 Misd.	0	21-0
10/7	19	4	23	0	22	1	1 DOJJ/16 Felonies/6 Misd.	0	23-0
10/8	15	3	18	0	17	1	1 DOJJ/14 Felonies/3 Misd.	1	18-1
10/9	15	3	18	0	17	1	1 DOJJ/14 Felonies/3 Misd.	1	18-1
10/10	15	3	18	0	17	1	1 DOJJ/14 Felonies/3 Misd.	2	18-2
10/11	15	3	18	0	17	1	1 DOJJ/14 Felonies/3 Misd.	0	18-0
10/12	14	4	18	0	18	0	15 Felonies/3 Misd.	2	18-2
10/13	15	3	18	0	18	0	15 Felonies/3 Misd.	1	18-1
10/14	13	3	16	0	16	0	13 Felonies/3 Misd.	2	16-2
10/15	13	3	16	0	16	0	13 Felonies/3 Misd.	0	16-0
10/16	12	3	15	0	15	0	12 Felonies/3 Misd.	1	15-1
10/17	12	3	15	0	15	0	12 Felonies/3 Misd.	0	15-0
10/18	15	2	17	0	17	0	2 DOJJ/9 Felonies/6 Misd.	1	17-1
10/19	17	3	20	0	20	0	2 DOJJ/9 Felonies/9 Misd.	2	20-2
10/20	15	2	17	0	17	0	1 DOJJ/9 Felonies/7 Misd.	0	17-0
10/21	13	3	16	0	16	0	11 Felonies/5 Misd.	0	16-0
10/22	12	3	15	0	15	0	10 Felonies/5 Misd.	0	15-0
10/23	10	2	12	0	11	1	1 DOJJ/8 Felonies/3 Misd.	0	12-0
10/24	12	2	14	0	13	1	1 DOJJ/10 Felonies/3 Misd.	2	14-2
10/25	17	1	18	0	17	1	1 DOJJ/12 Felonies/5 Misd.	2	18-2
10/26	17	1	18	0	17	1	1 DOJJ/12 Felonies/5 Misd.	2	18-2
10/27	18	1	19	0	18	1	1 DOJJ/12 Felonies/6 Misd.	1	19-1
10/28	15	1	16	0	15	1	2 DOJJ/11 Felonies/3 Misd.	0	16-0
10/29	13	1	14	0	14	0	1 DOJJ/10 Felonies/3 Misd.	0	14-0
10/30	11	0	11	0	11	0	10 Felonies/1 Misd.	0	11-0
10/31	11	0	11	0	11	0	10 Felonies/1 Misd.	0	11-0

NOTE: Columns 4 & 5 refer to juvenile or adult Court proceedings; columns 6 & 7 refer to Champaign County cases or other counties being charged to house minors at YDC. Releases refers to minors arrested by police, however released to the parents without being detained at the Center. Totals are minors detained / released for that particular date.

Monthly Juvenile Probation Report

Circuit SIXTH County CHAMPAIGN Month/Year ## Oct-10 Preparer Teresa Zebe

I. Juvenile Court Activity			1. Delinquency	2. Addiction	3. MRAI	4. Truancy	5. Neglect/Abuse	6. Dependant	7. Total
A. Petitions Filed			4	0	0	0	0	6	10
B. Court Action During Month									
1. Petitions Dismissed			2	0	0	0			2
2. Cont. Under Supervision			0	0	0	0			0
3. Adjudication			5	0	0	0			5

II. Criminal Prosecutions		
A. Automatic	0	
B. Discretionary	0	
C. Total	0	

III. Admissions During Month to Active Caseload		
	Formal	Informal
A. Delinquency	5	1
B. Addiction	0	0
C. MRAI	0	0
D. Truancy	0	0
E. Neglect/Abuse	0	0
F. Dependant	0	0
G. Total	5	1

IV. Demographics for Admissions			
A. Sex	Formal	Informal	
Male	4	1	
Female	1	0	
	5	1	

C. Race/Ethnicity			Formal	Informal
American Indian/Eskimo			0	0
Asian/Pacific Islander			0	0
Black			4	0
Hispanic Origin			0	0
White			1	1
Other			0	0
Total			5	1

V. Intakes Completed		
A. Full Intakes	4	
B. Partial Intakes	1	
C. Total	5	

B. Age			Formal	Informal
12-Under			0	0
13yrs.			0	0
14yrs.			2	1
15yrs.			2	0
16yrs.			0	0
17-over			1	0
Total			5	1

D. Education (Delinquency Only)		
Enrolled in School	Formal	Informal
At Offense	5	1

VII. Court Ordered Programs		
A. Alcohol	0	
B. Drug Treatment	0	
C. Alcohol & Drug Treatment	0	
D. Youth Services Agency	0	
E. Mental Health	0	
F. Alternative Education	0	
G. TASC	0	
H. UDIS	0	
I. JTPA	0	
J. Other (explain)	0	

VIII. Placements			
	1. In State	2. Out of State	3. Total
A. Number Beginning of Month	9	1	10
B. Ordered Placed During Month			
1. Foster Home	0	0	0
2. Group Home	0	0	0
3. Resid. Treatment	4	0	4
4. With Relative	0	0	0
5. Subtotal	13	1	14
C. Number Removed During Month	2	0	2
D. Total End of Month	11	1	12

VI. Restitution and fees ordered (Active and Administrative)		
A. New Cases Ordered to Pay Restitution	0	
B. Total Amount of Restitution Ordered	0	
C. Number of New Cases Ordered to Pay Fees	(5) \$420	

IX. Active Caseload						
	a. Probation	b. Supervision	c. Cont. Under Sup.	d. Informal	e. Other	f. Total
A. Caseload Beg. of Month	161	0	8	16	1	186
B. New Admissions	5	0	0	1	0	6
C. Re-admitted from Admin	0	0	0	0	0	0
D. Transferred In	3	0	0	0	0	3
E. Subtotal (A+B+C+D)	169	0	0	8	1	195
F. Cases Dropped						
1. Scheduled Termination	5	0	0	4	0	9
2. Early Termination	0	0	0	0	0	0
3. Absconder/Warrant	0	0	0	0	0	0
4. Revoked-Technical	2	0	0	0	0	2
5. Revoked-New Offense	1	0	0	0	0	1
6. Alternate DOC Commit.	0	0	0	0	0	0
7. Unsatisfactory Termination	1	0	0	1	0	2
8. Transferred Out	4	0	2	0	0	6
9. Other (explain)	1	0	1	0	0	2
10. Subtotal (Add 1-9)	14	0	0	3	0	22
G. Caseload End of Month(E-F10)	155	0	0	5	1	173

X. Commitments to DOC	
A. Full	4
B. Evaluation	2
C. Habitual Juv. Offender	0
D. Violent Juv. Offender	0
E. Total	6

G. Education	
9	9
0	0
0	0
2	2
1	1
0	0
2	2
6	6
2	2
16	16

XI. Interstate Compact Cases	
Number	1

XII. Administrative Caseload	
A. Active	10
B. Inactive	5

XIII. Classification of Active Caseload					
	a. Max.	b. Med.	c. Min.	d. Unclassified	e. Total
A. Probation	21	134	0	0	155
B. Supervision	0	0	0	0	0
C. Cont. Under Sup.	0	4	1	0	5
D. Informal	0	0	12	0	12
E. Other	0	1	0	0	1
F. Total	21	139	13	0	173


XIV. Investigations	
	Completed
A. Social Histories	6
B. Adoption	0
C. Contested Custody	0
D. Suppl. Soc. Hist.	2
E. Intake Screening	0
F. Other (Explain)	46
G. Total	54

XV. Case Violations Reported			
	1. Technical	2. New Offense	3. Total
Violations Reported	2	0	2

XVI. Court Actions on Violations			
	1. Technical	2. New Offense	3. Total
A. No Violations	0	0	0
B. Violation Found	0	0	0
C. Total Court Action	0	0	0

XVII. Home Detention/Electronic Monitoring				
	A. PreAdjud. Home Det.		B. Post Adjud. Home Det.	
	1. Ordered this Month	2. End of Month	1. Ordered this Month	2. End of Month
a. With Elect. Monit.				
b. Without Elect. Monit.	None			
c. Total				

Signature Of Approval by Chief/Director



Monthly Juvenile Probation Report Addendum

(Public Act 95-1031, Tracking 17 Year Old Misdemeanants)

Circuit Sixth County Champaign Month/Year Oct 2010 Preparer Teresa Zebe

This report is to be completed for only those juvenile case admissions resultant from Public Act 95-1031, which extends the jurisdiction of the juvenile court to include minors under the age of 18 who commit misdemeanor offenses. Thus, this Addendum Report will only include those 17 year olds referred by the court for qualifying misdemeanor offenses. Cases reported on this form are to also be reported on the Monthly Juvenile Probation Report in the appropriate sections to ensure the complete monthly reporting of your department's juvenile caseload.

XVIII. Admissions to Active Caseload

	Male						Female						Offense Type						Number Originally Charged As Felon					
	Race/Ethnicity												Property		Person		Drug		Alcohol		Other		Male	Female
	AI	A	B	H	W	O	AI	A	B	H	W	O	M	F	M	F	M	F	M	F				
A. Probation																								
B. Supervision																								
C. Count. Under Sup.																								
D. Informal																								
E. Other																								
Total	0	0	0	0	0	0	0	0	0	0	0	0	0	0	0	0	0	0	0	0	0	0	0	0

XIX. Investigations

	Male	Female
A. Social Histories	0	0
B. Supplemental Social History	0	0
C. Other Investigations	0	0
Total	0	0

Note: Race/Ethnicity are the same categories currently in use on monthly reports. Alcohol is to include minor in possession, use, and/or under the influence offenses. Please specify offenses reported under the Other category.

XX. Risk Classification for End of Month Active Caseload (PA 95-1031 cases)

	Maximum		Medium		Minimum		Unclassified		Total	
	Male	Female	Male	Female	Male	Female	Male	Female	Male	Female
A. Probation			2						2	0
B. Supervision										
C. Count. Under Sup.										
D. Informal										
E. Other										
Total	0	0	2	0	0	0	0	0	2	0

CHAMPAIGN COUNTY PROBATION AND COURT SERVICES

Joseph J. Gordon
Director

Probation Services
Courthouse
101 E. Main
Urbana, IL 61801
Phone: (217) 384-3753
Fax: (217) 384-1264

Detention Services
400 S. Art Bartell Rd.
Urbana, IL 61802
Phone: (217) 384-3780
Fax: (217) 384-8617

To Whom It May Concern:

Re: October 2010 STATISTICAL EXPLANATION

Please be advised that the explanation for sections IX-F and XIV-F on the October 2010 Statistical Form is as follows:

IX – (F): is as follows:


Active Administration (1)

XIV – (F): is as follows:

Remission/Review Reports (46)

Should you have any questions, please do not hesitate to contact me at (217)384-3753.

Respectfully,



Teresa Zebe
Supervisor Juvenile Probation

MONTHLY ADULT PROBATION REPORT

Circuit: 6

Department: Adult

October 2010

Preparer: Janet Wells

I. Intakes Completed During Month			
A. Full	58	B. Partial	2

II. Demographics of Intakes			
A. Sex			
	a. Felony	b. Other	
1. Male	25	22	
2. Female	6	7	
3. Total	31	29	

B. Age			
	a. Felony	b. Other	
1. 17-Under	1	0	
2. 18-20	3	6	
3. 21-30	17	10	
4. 31-40	5	6	
5. 41-49	2	6	
6. 50-Over	3	1	
7. Total	31	29	

C. Race and Ethnicity			
	a. Felony	b. Other	
1. American Indian	0	0	
2. Asian	1	0	
3. Black	16	8	
4. Hispanic	2	2	
5. White	12	19	
6. Other	0	0	
7. Total	31	29	

D. Background at Offense			
	a. Felony	b. Other	
1. Employed	10	19	
2. High School Grad.	20	23	

E. Felony Offense Classification			
1. Class 1	0	4. Class 4	16
2. Class 2	5	5. Other	0
3. Class 3	10	6. Total	31

III. Restitution and Fees Ordered (Active and Administrative)	
A. New Cases Ordered to Pay Restitution	6
B. Total Amount of Restitution Ordered	4680.05
C. Number of New Cases Ordered to Pay Fees	50

IV. Programs Ordered for New Cases (Active and Administrative)	
A. Alcohol Treatment	6
B. Drug Treatment	3
C. Alcohol and Drug Treatment	10
D. Mental Health	1
E. Sex Offender Treatment	2
F. TASC	0

V. Programs Ordered for DUI Cases (Active and Administrative)	
A. DUI Education	0
B. Treatment	0
C. Education and Treatment	2
D. Other (Explain)	0

VI. DUI Assessment Level (Active and Administrative)						
	Level 1	Level 2 Signif.	Level 2 Med	Level 3	None	Total
A. Probation	0	0	2	0	0	0
B. Conditional Discharge	0	0	0	0	0	0
C. Supervision	0	0	0	0	0	0
D. Total	0	0	2	0	0	0

VII.	Home Confinement		Pretrial Release		
	Order During Month		Total End of Month	Order During Month	Total End of Month
A. Electronically Monitored	0		0	0	0
B. Non-electronically Monitored	0		0	0	0
C. Total	0		0	0	0

VIII. Active Caseload						
	Felony	Misd.	DUI	Traffic	Total	
A. Beginning Caseload	1151	352	136	16	1655	
B. Admissions						
1. Probation	52	30	8	1	91	
2. Conditional Discharge	0	0	0	0	0	
3. Supervision	0	0	0	0	0	
4. Subtotal (1+2+3)	52	30	8	1	91	
C. Readmitted Administrative	0	0	1	0	1	
D. Subtotal (A+B4+C)	1203	382	145	17	1747	
E. Cases Dropped						Employed
1. Scheduled Termination	21	4	3	1	29	1
2. Early Termination	2	1	0	0	3	0
3. Absconder/Warrant	0	0	0	0	0	
4. Revoked-Technical	5	1	0	0	6	0
5. Revoked-New Offense	3	0	0	0	3	0
6. Alternate DOC Commitment	1	0	0	0	1	
7. Unsatisfactory Termination	22	7	1	1	31	0
8. Transferred Out	5	1	0	0	6	
9. Other (Explain)	0	1	0	0	1	1
10. Subtotal (add 1 through 9)	59	15	4	2	80	0
F. Total (D-E10)	1144	367	141	15	1667	

IX. Commitments to DOC	
Number	9

X. Interstate Compact Cases	
Number	56

XII. Administrative Caseload	
A. Active	494
B. Inactive	141

XI. Classification of Active Caseload					
	Max	Med	Min	Uncl	Total
A. Felony	82	862	166	34	1144
B. Misdemeanor	23	262	71	11	367
C. DUI	0	60	80	1	141
D. Traffic	0	6	8	1	15
E. Total	105	1190	325	47	1667


XIII. Full PSI's Ordered/Pending			
Number Ordered	35	Number Pending	29

XIV. Investigations Completed					
	Felony	Misd	DUI	Traffic	Total
A. Pre-sentence	27	1	12	1	41
B. Abbreviated PSI	0	0	0	0	0
C. Pretrial Bond Reports	2	1	0	0	3
D. Record Checks	0	0	0	0	0
E. JDP	0	0	0	0	0
F. Other (Explain)	4	1	0	0	5

XV. Case Violations Reported		
	Technical	Offense
Violations Reported	30	21

XVI. Court Action on Violations		
	Technical	Offense
A. No Violations	0	1
B. Violation	6	3
C. Total	6	4

Signature of Approval by Chief/Director



CHAMPAIGN COUNTY PROBATION AND COURT SERVICES

Joseph J. Gordon
Director

Probation Services
Courthouse
101 E. Main
Urbana, IL 61801
Phone: (217) 384-3751
Fax: (217) 384-1264

Detention Services
400 S. Art Bartell Rd.
Urbana, IL 61802
Phone: (217) 384-3780
Fax: (217) 384-8617

November 9, 2010

To: Administrative Office of the Illinois Courts

From: Champaign County Court Services Department

Re: Monthly Adult Probation Report- November 2010

The following is intended to provide explanations for the information contained in the specified categories on the current Monthly Adult Probation Report.

Section V. Programs Ordered for D.U.I. Cases/ Other

Other programs ordered for D.U.I. cases include attendance at a Victim Impact Panel presentation, attendance at AA/NA meetings and/or Public Service Work.

Section VIII. Active Caseload/E.9 Cases Dropped- Other

One misdemeanor case was dropped due to a status change and added as a felony admission.

Sincerely,



Janet Wells
Supervisor, Adult Services