

JDC POPULATION REPORT FOR THE MONTH OF NOVEMBER 2010

DATE	MALE	FEMALE	JUV	ADULT	CHAMPAIGN	OTHER	OFFENSE CLASSIFICATION	RELEASES	TOTALS
11/1	11	0	11	0	11	0	10 Felonies/1 Misd.	1	11-1
11/2	13	0	13	0	13	0	11 Felonies/2 Misd.	1	13-1
11/3	12	1	13	0	13	0	10 Felonies/3 Misd.	1	13-1
11/4	10	4	14	0	14	0	10 Felonies/4 Misd.	2	14-2
11/5	11	3	14	0	14	0	10 Felonies/4 Misd.	0	14-0
11/6	11	2	13	0	13	0	10 Felonies/3 Misd.	1	13-1
11/7	11	2	13	0	13	0	10 Felonies/3 Misd.	1	13-1
11/8	13	2	15	0	15	0	10 Felonies/5 Misd.	0	15-0
11/9	14	3	17	0	17	0	1 Class X/10 Felonies/6 Misd.	0	17-0
11/10	14	3	17	0	17	0	1 Class X/10 Felonies/6 Misd.	2	17-2
11/11	13	3	16	0	16	0	1 Class X/9 Felonies/6 Misd.	0	16-0
11/12	15	3	18	0	18	0	1 Class X/9 Felonies/8 Misd.	1	18-1
11/13	14	3	17	0	17	0	1 Class X/9 Felonies/7 Misd.	1	17-1
11/14	15	4	19	0	19	0	1 Class X/10 Felonies/8 Misd.	0	19-0
11/15	15	5	20	0	20	0	1 Class X/12 Felonies/7 Misd.	1	20-1
11/16	16	4	20	0	20	0	1 Class X/12 Felonies/7 Misd.	0	20-0
11/17	18	4	22	0	22	0	1 Class X/13 Felonies/8 Misd.	1	22-1
11/18	19	5	24	0	24	0	1 Class X/1 DOJJ/14 Felonies/8 Misd.	1	24-1
11/19	18	5	23	0	23	0	1 Class X/2 DOJJ/13 Felonies/7 Misd.	2	23-2
11/20	14	5	19	0	19	0	1 Class X/1 DOJJ/10 Felonies/7 Misd.	0	19-0
11/21	14	5	19	0	19	0	1 Class X/1 DOJJ/10 Felonies/7 Misd.	0	19-0
11/22	14	5	19	0	19	0	1 Class X/1 DOJJ/10 Felonies/7 Misd.	1	19-1
11/23	15	4	19	0	19	0	1 Class X/10 Felonies/8 Misd.	1	19-1
11/24	12	4	16	0	16	0	1 Class X/9 Felonies/6 Misd.	2	16-2
11/25	13	4	17	0	17	0	1 Class X/11 Felonies/5 Misd.	0	17-0
11/26	13	4	17	0	17	0	1 Class X/11 Felonies/5 Misd.	0	17-0
11/27	12	4	16	0	16	0	1 Class X/10 Felonies/5 Misd.	0	16-0
11/28	13	4	17	0	16	1	1 Class X/1 DOJJ/10 Felonies/5 Misd.	0	17-0
11/29	13	5	18	0	17	1	1 Class X/1 DOJJ/11 Felonies/5 Misd.	1	18-1
11/30	10	6	16	0	16	0	1 Class X/11 Felonies/4 Misd.	0	16-0

NOTE: Columns 4 & 5 refer to juvenile or adult Court proceedings; columns 6 & 7 refer to Champaign County cases or other counties being charged to house minors at YDC. Releases refers to minors arrested by police, however released to the parents without being detained at the Center. Totals are minors detained / released for that particular date.

Monthly Juvenile Probation Report

Circuit

SIXTH

County

CHAMPAIGN

Month/Year

Nov 2010

Preparer

Teresa Zebe

I. Juvenile Court Activity			1. Delinquency	2. Addiction	3. MRAI	4. Truancy	5. Neglect/Abuse	6. Dependant	7. Total
A. Petitions Filed			34	0	0	0	6	0	40
B. Court Action During Month									
1. Petitions Dismissed			5	0	0	0			5
2. Cont. Under Supervision			0	0	0	0			0
3. Adjudication			6	0	0	0			6

II. Criminal Prosecutions		
A. Automatic	0	
B. Discretionary	0	
C. Total	0	

III. Admissions During Month to Active Caseload		
	Formal	Informal
A. Delinquency	6	7
B. Addiction	0	0
C. MRAI	0	0
D. Truancy	0	0
E. Neglect/Abuse	0	0
F. Dependant	0	0
G. Total	6	7

IV. Demographics for Admissions		
A. Sex	Formal	Informal
Male	5	7
Female	1	0
Total	6	7

B. Age	Formal	Informal
12-Under	0	0
13yrs.	0	1
14yrs.	1	2
15yrs.	2	0
16yrs.	2	2
17-over	1	2
Total	6	7

C. Race/Ethnicity		
	Formal	Informal
American Indian/Eskimo	0	0
Asian/Pacific Islander	0	0
Black	4	5
Hispanic Origin	0	0
White	2	1
Other	0	1
Total	6	7

V. Intakes Completed	
A. Full Intakes	4
B. Partial Intakes	0
C. Total	4

D. Education (Delinquency Only)		
Enrolled in School	Formal	Informal
At Offense	6	7

VII. Court Ordered Programs	
A. Alcohol	0
B. Drug Treatment	0
C. Alcohol & Drug Treatment	3
D. Youth Services Agency	0
E. Mental Health	2
F. Alternative Education	0
G. TASC	0
H. UDIS	0
I. JTPA	0
J. Other (explain)	2

VIII. Placements			
	1. In State	2. Out of State	3. Total
A. Number Beginning of Month	12	1	13
B. Ordered Placed During Month			
1. Foster Home	0	0	0
2. Group Home	0	0	0
3. Resid. Treatment	2	0	2
4. With Relative	0	0	0
5. Subtotal	14	1	15
C. Number Removed During Month	4	0	4
D. Total End of Month	10	1	11

VI. Restitution and fees ordered (Active and Administrative)	
A. New Cases Ordered to Pay Restitution	1
B. Total Amount of Restitution Ordered	\$4,162
C. Number of New Cases Ordered to Pay Fees	(4) \$570 .

IX. Active Caseload						
	a. Probation	b. Supervision	c. Cont. Under Sup.	d. Informal	e. Other	f. Total
A. Caseload Beg. of Month	155	0	5	12	1	173
B. New Admissions	6	0	0	7	0	13
C. Re-admitted from Admin	1	0	0	0	0	1
D. Transferred In	0	0	0	0	0	0
E. Subtotal (A+B+C+D)	162	0	5	19	1	187
F. Cases Dropped						
1. Scheduled Termination	2	0	1	2	0	5
2. Early Termination	0	0	0	0	0	0
3. Absconder/Warrant	2	0	0	0	0	2
4. Revoked-Technical	0	0	0	0	0	0
5. Revoked-New Offense	1	0	0	0	0	1
6. Alternate DOC Commit.	0	0	0	0	0	0
7. Unsatisfactory Termination	1	0	0	4	0	5
8. Transferred Out	0	0	0	0	0	0
9. Other (explain)	4	0	0	0	0	4
10. Subtotal (Add 1-9)	10	0	1	6	0	17
G. Caseload End of Month(E-F10)	152	0	4	13	1	164

X. Commitments to DOC	
A. Full	
B. Evaluation	
C. Habitual Juv. Offender	
D. Violent Juv. Offender	
E. Total	0

G. Education	
	5
	0
	0
	1
	0
	5
	0
	4
	17
	17

XI. Interstate Compact Cases	
Number	3

XII. Administrative Caseload	
A. Active	14
B. Inactive	6

XIII. Classification of Active Caseload					
	a. Max.	b. Med.	c. Min.	d. Unclassified	e. Total
A. Probation	20	132	0	0	152
B. Supervision	0	0	0	0	0
C. Cont. Under Sup.	0	3	1	0	4
D. Informal	0	0	13	0	13
E. Other	0	1	0	0	1
F. Total	20	136	14	0	170


XIV. Investigations	
	Completed
A. Social Histories	9
B. Adoption	0
C. Contested Custody	0
D. Suppl. Soc. Hist.	7
E. Intake Screening	0
F. Other (Explain)	38
G. Total	54

XV. Case Violations Reported			
	1. Technical	2. New Offense	3. Total
Violations Reported	4	0	4

XVI. Court Actions on Violations			
	1. Technical	2. New Offense	3. Total
A. No Violations	0	0	0
B. Violation Found	7	1	8
C. Total Court Action	7	1	8

XVII. Home Detention/Electronic Monitoring				
	A. PreAdjud. Home Det.		B. Post Adjud. Home Det.	
	1. Ordered this Month	2. End of Month	1. Ordered this Month	2. End of Month
a. With Elect. Monit.				
b. Without Elect. Monit.	None			
c. Total				

Signature Of Approval by Chief/Director



CHAMPAIGN COUNTY PROBATION AND COURT SERVICES

Joseph J. Gordon
Director

Probation Services
Courthouse
101 E. Main
Urbana, IL 61801
Phone: (217) 384-3753
Fax: (217) 384-1264

Detention Services
400 S. Art Bartell Rd.
Urbana, IL 61802
Phone: (217) 384-3780
Fax: (217) 384-8617

To Whom It May Concern:

Re: November 2010 STATISTICAL EXPLANATION

Please be advised that the explanation for sections VII – J and XIV-F on the November 2010 Statistical Form is as follows:

VII – (J) is as follows:

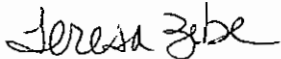
Anger Management (2)

XIV – (F): is as follows:

Remission/Review Reports (38)

Should you have any questions, please do not hesitate to contact me at (217)384-3753.

Respectfully,



Teresa Zebe
Supervisor Juvenile Probation

Monthly Juvenile Probation Report Addendum

(Public Act 95-1031, Tracking 17 Year Old Misdemeanants)

Circuit Sixth County Champaign Month/Year Nov 2010 Preparer Teresa Zebe

This report is to be completed for only those juvenile case admissions resultant from Public Act 95-1031, which extends the jurisdiction of the juvenile court to include minors under the age of 18 who commit misdemeanor offenses. Thus, this Addendum Report will only include those 17 year olds referred by the court for qualifying misdemeanor offenses. Cases reported on this form are to also be reported on the Monthly Juvenile Probation Report in the appropriate sections to ensure the complete monthly reporting of your department's juvenile caseload.

XVIII. Admissions to Active Caseload

	Male						Female						Offense Type						Number Originally Charged As Felon						
	Race/Ethnicity												Property		Person		Drug		Alcohol		Other		Male	Female	
	AI	A	B	H	W	O	AI	A	B	H	W	O	M	F	M	F	M	F	M	F					
A. Probation																									
B. Supervision																									
C. Count. Under Sup.																									
D. Informal																									
E. Other																									
Total	0	0	0	0	0	0	0	0	0	0	0	0	0	0	0	0	0	0	0	0	0	0	0	0	0

XIX. Investigations

	Male	Female
A. Social Histories	0	0
B. Supplemental Social History	0	0
C. Other Investigations	0	0
Total	0	0

Note: Race/Ethnicity are the same categories currently in use on monthly reports. Alcohol is to include minor in possession, use, and/or under the influence offenses. Please specify offenses reported under the Other category.

XX. Risk Classification for End of Month Active Caseload (PA 95-1031 cases)

	Maximum		Medium		Minimum		Unclassified		Total	
	Male	Female	Male	Female	Male	Female	Male	Female	Male	Female
A. Probation			2						2	0
B. Supervision										
C. Count. Under Sup.										
D. Informal										
E. Other										
Total	0	0	2	0	0	0	0	0	2	0

MONTHLY ADULT PROBATION REPORT

Circuit: 6

Department: Adult

November 2010

Preparer: Janet Wells

I. Intakes Completed During Month			
A. Full	60	B. Partial	4

II. Demographics of Intakes		
A. Sex		
	a. Felony	b. Other
1. Male	32	19
2. Female	8	5
3. Total	40	24

B. Age		
	a. Felony	b. Other
1. 17-Under	0	0
2. 18-20	10	5
3. 21-30	11	10
4. 31-40	6	6
5. 41-49	9	1
6. 50-Over	4	2
7. Total	40	24

C. Race and Ethnicity		
	a. Felony	b. Other
1. American Indian	0	0
2. Asian	0	0
3. Black	19	12
4. Hispanic	1	1
5. White	20	11
6. Other	0	0
7. Total	40	24

D. Background at Offense		
	a. Felony	b. Other
1. Employed	15	15
2. High School Grad.	27	19

E. Felony Offense Classification			
1. Class 1	0	4. Class 4	23
2. Class 2	5	5. Other	0
3. Class 3	12	6. Total	40

III. Restitution and Fees Ordered (Active and Administrative)	
A. New Cases Ordered to Pay Restitution	7
B. Total Amount of Restitution Ordered	21537.26
C. Number of New Cases Ordered to Pay Fees	52

IV. Programs Ordered for New Cases (Active and Administrative)	
A. Alcohol Treatment	0
B. Drug Treatment	4
C. Alcohol and Drug Treatment	9
D. Mental Health	0
E. Sex Offender Treatment	4
F. TASC	0

V. Programs Ordered for DUI Cases (Active and Administrative)	
A. DUI Education	0
B. Treatment	0
C. Education and Treatment	3
D. Other (Explain)	0

VI. DUI Assessment Level (Active and Administrative)						
	Level 1	Level 2 Signif.	Level 2 Med	Level 3	None	Total
A. Probation	1	1	0	0	0	0
B. Conditional Discharge	0	0	0	0	0	0
C. Supervision	0	0	0	0	0	0
D. Total	1	1	0	0	0	0

VII.	Home Confinement		Pretrial Release	
	Order During Month	Total End of Month	Order During Month	Total End of Month
A. Electronically Monitored	0	0	0	0
B. Non-electronically Monitored	0	0	0	0
C. Total	0	0	0	0

VIII. Active Caseload						
	Felony	Misd.	DUI	Traffic	Total	
A. Beginning Caseload	1123	357	139	15	1634	
B. Admissions						
1. Probation	62	28	5	1	96	
2. Conditional Discharge	0	0	0	0	0	
3. Supervision	0	0	0	0	0	
4. Subtotal (1+2+3)	62	28	5	1	96	
C. Readmitted Administrative	7	7	1	0	15	
D. Subtotal (A+B4+C)	1192	392	145	16	1745	
E. Cases Dropped						Employed
1. Scheduled Termination	11	3	5	0	19	2
2. Early Termination	1	0	1	0	2	0
3. Absconder/Warrant	1	0	1	0	2	
4. Revoked-Technical	6	0	0	0	6	0
5. Revoked-New Offense	1	0	0	0	1	0
6. Alternate DOC Commitment	6	1	0	0	7	
7. Unsatisfactory Termination	18	3	3	0	24	0
8. Transferred Out	4	6	0	0	10	
9. Other (Explain)	1	0	0	0	1	0
10. Subtotal (add 1 through 9)	49	13	10	0	72	2
F. Total (D-E10)	1143	379	135	16	1673	

XI. Classification of Active Caseload					
	Max	Med	Min	Uncl	Total
A. Felony	87	854	163	39	1143
B. Misdemeanor	21	262	78	18	379
C. DUI	0	57	77	1	135
D. Traffic	0	6	10	0	16
E. Total	108	1179	328	58	1673

XIV. Investigations Completed					
	Felony	Misd	DUI	Traffic	Total
A. Pre-sentence	31	1	6	1	39
B. Abbreviated PSI	0	1	0	0	1
C. Pretrial Bond Reports	1	1	0	0	2
D. Record Checks	4	0	0	0	4
E. JDP	0	0	0	0	0
F. Other (Explain)	0	0	0	0	0

IX. Commitments to DOC	
Number	8

X. Interstate Compact Cases	
Number	57


XII. Administrative Caseload	
A. Active	462
B. Inactive	122

XIII. Full PSI's Ordered/Pending			
Number Ordered	40	Number Pending	38

XV. Case Violations Reported		
Violations Reported	Technical	Offense
	34	14

XVI. Court Action on Violations		
	Technical	Offense
A. No Violations	8	0
B. Violation	3	0
C. Total	11	0

Signature of Approval by Chief/Director



CHAMPAIGN COUNTY PROBATION AND COURT SERVICES

Joseph J. Gordon
Director

Probation Services
Courthouse
101 E. Main
Urbana, IL 61801
Phone: (217) 384-3751
Fax: (217) 384-1264

Detention Services
400 S. Art Bartell Rd.
Urbana, IL 61802
Phone: (217) 384-3780
Fax: (217) 384-8617

December 3, 2010

To: Administrative Office of the Illinois Courts

From: Champaign County Court Services Department

Re: Monthly Adult Probation Report- November 2010

The following is intended to provide explanations for the information contained in the specified categories on the current Monthly Adult Probation Report.

Section V. Programs Ordered for D.U.I. Cases/ Other

Other programs ordered for D.U.I. cases include attendance at a Victim Impact Panel presentation, attendance at AA/NA meetings and/or Public Service Work.

Section VIII. Active Caseload/E.9 Cases Dropped- Other

One felony case was dropped due to a status change and added as a Drug Court admission.

Sincerely,



Janet Wells
Supervisor, Adult Services