

JDC POPULATION REPORT FOR THE MONTH OF FEBRUARY 2011

DATE	MALE	FEMALE	JUV	ADULT	CHAMPAIGN	OTHER	OFFENSE CLASSIFICATION	RELEASES	TOTALS
2/1	19	4	23	0	23	0	4 Class X/2 DOJJ/11 Felonies/6 Misd.	0	23-0
2/2	19	4	23	0	23	0	4 Class X/2 DOJJ/11 Felonies/6 Misd.	0	23-0
2/3	18	4	22	0	22	0	4 Class X/2 DOJJ/10 Felonies/6 Misd.	0	22-0
2/4	20	4	24	0	24	0	4 Class X/2 DOJJ/12 Felonies/6 Misd.	1	24-1
2/5	20	3	23	0	23	0	4 Class X/12 Felonies/7 Misd.	0	23-0
2/6	20	3	23	0	23	0	4 Class X/12 Felonies/7 Misd.	0	23-0
2/7	19	3	22	0	22	0	4 Class X/1 DOJJ/12 Felonies/5 Misd.	3	22-3
2/8	21	3	24	0	24	0	4 Class X/2 DOJJ/13 Felonies/5 Misd.	0	24-0
2/9	21	2	23	0	23	0	4 Class X/2 DOJJ/13 Felonies/4 Misd.	2	23-2
2/10	24	3	27	0	26	1	4 Class X/2 DOJJ/14 Felonies/7 Misd.	0	27-0
2/11	21	3	24	0	24	0	4 Class X/14 Felonies/6 Misd.	1	24-1
2/12	19	2	21	0	21	0	4 Class X/14 Felonies/3 Misd.	1	21-0
2/13	19	2	21	0	21	0	4 Class X/14 Felonies/3 Misd.	0	21-0
2/14	19	2	21	0	20	1	4 Class X/1 DOJJ/13 Felonies/3 Misd.	2	21-2
2/15	21	1	22	0	21	1	4 Class X/1 DOJJ/13 Felonies/4 Misd.	2	22-2
2/16	22	1	23	0	22	1	4 Class X/1 DOJJ/14 Felonies/4 Misd.	2	23-2
2/17	21	0	21	0	21	0	4 Class X/14 Felonies/3 Misd.	1	21-1
2/18	21	3	24	0	23	1	4 Class X/14 Felonies/6 Misd.	2	24-2
2/19	19	3	22	0	21	1	4 Class X/13 Felonies/5 Misd.	0	22-0
2/20	21	3	24	0	23	1	4 Class X/13 Felonies/7 Misd.	0	24-0
2/21	20	3	23	0	22	1	4 Class X/13 Felonies/6 Misd.	0	23-0
2/22	20	2	22	0	22	0	4 Class X/13 Felonies/5 Misd.	0	22-0
2/23	21	2	23	0	23	0	4 Class X/13 Felonies/6 Misd.	0	23-0
2/24	21	2	23	0	23	0	4 Class X/14 Felonies/5 Misd.	0	23-0
2/25	23	1	24	0	24	0	4 Class X/15 Felonies/5 Misd.	1	24-1
2/26	23	2	25	0	25	0	4 Class X/16 Felonies/5 Misd.	0	25-0
2/27	24	2	26	0	26	0	4 Class X/1 DOJJ/16 Felonies/5 Misd.	2	26-2
2/28	25	3	28	0	28	0	4 Class X/2 DOJJ/17 Felonies/5 Misd.	2	28-2

NOTE: Columns 4 & 5 refer to juvenile or adult Court proceedings; columns 6 & 7 refer to Champaign County cases or other counties being charged to house minors at JDC. Releases refers to minors arrested by police, however released to the parents without being detained at the Center. Totals are minors detained / released for that particular date.

Monthly Juvenile Probation Report

Circuit SIXTH County CHAMPAIGN Month/Year ## Feb-11 Preparer Teresa Zebe

I. Juvenile Court Activity		1. Delinquency	2. Addiction	3. MRAI	4. Truancy	5. Neglect/Abuse	6. Dependant	7. Total
A. Petitions Filed		23	0	0	0	6	0	29
B. Court Action During Month								
1. Petitions Dismissed		2	0	0	0			2
2. Cont. Under Supervision		1	0	0	0			1
3. Adjudication		7	0	0	0			7

II. Criminal Prosecutions		
A. Automatic		0
B. Discretionary		0
C. Total		0

III. Admissions During Month to Active Caseload		
	Formal	Informal
A. Delinquency	8	2
B. Addiction	0	0
C. MRAI	0	0
D. Truancy	0	0
E. Neglect/Abuse	0	0
F. Dependant	0	0
G. Total	8	2

IV. Demographics for Admissions		
A. Sex	Formal	Informal
Male	7	1
Female	1	1
Total	8	2

V. Intakes Completed		
	Formal	Informal
A. Full Intakes	5	
B. Partial Intakes	0	
C. Total	5	

C. Race/Ethnicity		
	Formal	Informal
American Indian/Eskimo	0	0
Asian/Pacific Islander	0	0
Black	3	2
Hispanic Origin	1	0
White	4	0
Other	0	0
Total	8	2

B. Age		
	Formal	Informal
12-Under	0	1
13yrs.	0	0
14yrs.	0	1
15yrs.	2	0
16yrs.	4	0
17-over	2	0
Total	8	2

D. Education (Delinquency Only)		
	Formal	Informal
Enrolled in School		
At Offense	8	2

VII. Court Ordered Programs	
A. Alcohol	0
B. Drug Treatment	0
C. Alcohol & Drug Treatment	2
D. Youth Services Agency	0
E. Mental Health	2
F. Alternative Education	0
G. TASC	0
H. UDIS	0
I. JTPA	0
J. Other (explain)	2

VI. Restitution and fees ordered (Active and Administrative)			
A. New Cases Ordered to Pay Restitution	2		
B. Total Amount of Restitution Ordered	\$2,784.26		
C. Number of New Cases Ordered to Pay Fees	7 (\$990)		

VIII. Placements			
	1. In State	2. Out of State	3. Total
A. Number Beginning of Month	11	1	12
B. Ordered Placed During Month			
1. Foster Home	0	0	0
2. Group Home	1	0	1
3. Resid. Treatment	2	0	2
4. With Relative	0	0	0
5. Subtotal	14	1	15
C. Number Removed During Month	2	0	2
D. Total End of Month	12	1	13

IX. Active Caseload						
	a. Probation	b. Supervision	c. Cont. Under Sup.	d. Informal	e. Other	f. Total
A. Caseload Beg. of Month	152	0	4	19	1	176
B. New Admissions	7	0	1	2	0	10
C. Re-admitted from Admin	0	0	0	0	0	0
D. Transferred In	3	0	1	0	0	4
E. Subtotal (A+B+C+D)	162	0	6	21	1	190
F. Cases Dropped						
1. Scheduled Termination	3	0	1	1	0	5
2. Early Termination	0	0	0	0	0	0
3. Absconder/Warrant	0	0	0	0	0	0
4. Revoked-Technical	1	0	0	0	0	1
5. Revoked-New Offense	2	0	0	0	0	2
6. Alternate DOC Commit.	0	0	0	0	0	0
7. Unsatisfactory Termination	3	0	0	0	0	3
8. Transferred Out	4	0	0	0	0	4
9. Other (explain)	2	0	0	0	0	2
10. Subtotal (Add 1-9)	15	0	1	1	0	17
G. Caseload End of Month(E-F10)	147	0	5	20	1	173

X. Commitments to DOC	
A. Full	5
B. Evaluation	1
C. Habitual Juv. Offender	0
D. Violent Juv. Offender	0
E. Total	6

G. Education	
	5
	0
	1
	2
	3
	0
	2
	0
	0

XI. Interstate Compact Cases	
Number	5

XII. Administrative Caseload	
A. Active	7
B. Inactive	4

XIII. Classification of Active Caseload					
	a. Max.	b. Med.	c. Min.	d. Unclassified	e. Total
A. Probation	15	129	4	0	148
B. Supervision	0	0	0	0	0
C. Cont. Under Sup.	0	4	0	0	4
D. Informal	0	0	20	0	20
E. Other	0	1	0	0	1
F. Total	15	134	24	0	173


XIV. Investigations	
	Completed
A. Social Histories	10
B. Adoption	0
C. Contested Custody	0
D. Suppl. Soc. Hist.	2
E. Intake Screening	0
F. Other (Explain)	39
G. Total	51

XV. Case Violations Reported			
	1. Technical	2. New Offense	3. Total
Violations Reported	2	0	2

XVI. Court Actions on Violations			
	1. Technical	2. New Offense	3. Total
A. No Violations	0	0	0
B. Violation Found	1	0	1
C. Total Court Action	1	0	1

XVII. Home Detention/Electronic Monitoring				
	A. PreAdjud. Home Det.		B. Post Adjud. Home Det.	
	1. Ordered this Month	2. End of Month	1. Ordered this Month	2. End of Month
a. With Elect. Monit.				
b. Without Elect. Monit.	None			
c. Total				

Signature Of Approval by Chief/Director



Monthly Juvenile Probation Report Addendum

(Public Act 95-1031, Tracking 17 Year Old Misdemeanants)

Circuit Sixth County Champaign Month/Year Feb 2011 Preparer Teresa Zebe

This report is to be completed for only those juvenile case admissions resultant from Public Act 95-1031, which extends the jurisdiction of the juvenile court to include minors under the age of 18 who commit misdemeanor offenses. Thus, this Addendum Report will only include those 17 year olds referred by the court for qualifying misdemeanor offenses. Cases reported on this form are to also be reported on the Monthly Juvenile Probation Report in the appropriate sections to ensure the complete monthly reporting of your department's juvenile caseload.

XVIII. Admissions to Active Caseload

	Male										Female					Offense Type										Number Originally Charged As Felon	
	Race/Ethnicity										Property		Person		Drug		Alcohol		Other		Male	Female					
	AI	A	B	H	W	O	AI	A	B	H	W	O	M	F	M	F	M	F	M	F							
A. Probation			1										1										1	0			
B. Supervision																											
C. Count. Under Sup.																											
D. Informal																											
E. Other																											
Total	0	0	1	0	0	0	0	0	0	0	0	0	1	0	0	0	0	0	0	0	0	0	1	0			

XIX. Investigations

	Male	Female
A. Social Histories	0	0
B. Supplemental Social History	0	0
C. Other Investigations	0	0
Total	0	0

Note: Race/Ethnicity are the same categories currently in use on monthly reports. Alcohol is to include minor in possession, use, and/or under the influence offenses. Please specify offenses reported under the Other category.

XX. Risk Classification for End of Month Active Caseload (PA 95-1031 cases)

	Maximum		Medium		Minimum		Unclassified		Total	
	Male	Female	Male	Female	Male	Female	Male	Female	Male	Female
A. Probation			4						4	0
B. Supervision										
C. Count. Under Sup.										
D. Informal										
E. Other										
Total	0	0	4	0	0	0	0	0	4	0

CHAMPAIGN COUNTY PROBATION AND COURT SERVICES

Joseph J. Gordon
Director

Probation Services
Courthouse
101 E. Main
Urbana, IL 61801
Phone: (217) 384-3753
Fax: (217) 384-1264

Detention Services
400 S. Art Bartell Rd.
Urbana, IL 61802
Phone: (217) 384-3780
Fax: (217) 384-8617

To Whom It May Concern:

Re: February 2011 STATISTICAL EXPLANATION

Please be advised that the explanation for sections VII – J and XIV-F on the February 2011 Statistical Form is as follows:

VII – (J) is as follows:


Anger Management (2)

XIV – (F): is as follows:

Remission/Review Reports (39)

Should you have any questions, please do not hesitate to contact me at (217)384-3753.

Respectfully,



Teresa Zebe
Supervisor Juvenile Probation

MONTHLY ADULT PROBATION REPORT

Circuit: 6

Department: Adult

February 2011

Preparer: Janet Wells

I. Intakes Completed During Month			
A. Full	82	B. Partial	3

II. Demographics of Intakes			
A. Sex			
	a. Felony	b. Other	
1. Male	36	22	
2. Female	18	9	
3. Total	54	31	

B. Age			
	a. Felony	b. Other	
1. 17-Under	1	0	
2. 18-20	6	10	
3. 21-30	21	13	
4. 31-40	13	5	
5. 41-49	8	1	
6. 50-Over	5	2	
7. Total	54	31	

C. Race and Ethnicity			
	a. Felony	b. Other	
1. American Indian	0	0	
2. Asian	0	0	
3. Black	28	15	
4. Hispanic	4	2	
5. White	22	14	
6. Other	0	0	
7. Total	54	31	

D. Background at Offense			
	a. Felony	b. Other	
1. Employed	21	13	
2. High School Grad.	35	22	

E. Felony Offense Classification			
1. Class 1	0	4. Class 4	32
2. Class 2	4	5. Other	0
3. Class 3	18	6. Total	54

III. Restitution and Fees Ordered (Active and Administrative)	
A. New Cases Ordered to Pay Restitution	11
B. Total Amount of Restitution Ordered	12393.84
C. Number of New Cases Ordered to Pay Fees	71

IV. Programs Ordered for New Cases (Active and Administrative)	
A. Alcohol Treatment	1
B. Drug Treatment	11
C. Alcohol and Drug Treatment	18
D. Mental Health	6
E. Sex Offender Treatment	0
F. TASC	0

V. Programs Ordered for DUI Cases (Active and Administrative)	
A. DUI Education	2
B. Treatment	2
C. Education and Treatment	5
D. Other (Explain)	0

VI. DUI Assessment Level (Active and Administrative)						
	Level 1	Level 2 Signif.	Level 2 Med	Level 3	None	Total
A. Probation	0	2	0	0	0	0
B. Conditional Discharge	0	0	0	0	0	0
C. Supervision	0	0	0	0	0	0
D. Total	0	2	0	0	0	0

VII.	Home Confinement		Pretrial Release	
	Order During Month	Total End of Month	Order During Month	Total End of Month
A. Electronically Monitored	0	0	0	0
B. Non-electronically Monitored	0	0	0	0
C. Total	0	0	0	0

VIII. Active Caseload						
	Felony	Misd.	DUI	Traffic	Total	
A. Beginning Caseload	1144	349	131	16	1640	
B. Admissions						
1. Probation	83	32	7	1	123	
2. Conditional Discharge	0	0	0	0	0	
3. Supervision	0	0	1	0	1	
4. Subtotal (1+2+3)	83	32	8	1	124	
C. Readmitted Administrative	0	0	0	0	0	
D. Subtotal (A+B4+C)	1227	381	139	17	1764	
E. Cases Dropped						Employed
1. Scheduled Termination	13	7	10	0	30	0
2. Early Termination	2	0	0	0	2	0
3. Absconder/Warrant	0	0	0	0	0	
4. Revoked-Technical	5	2	0	0	7	0
5. Revoked-New Offense	2	0	0	0	2	1
6. Alternate DOC Commitment	4	1	0	0	5	
7. Unsatisfactory Termination	23	6	2	0	31	0
8. Transferred Out	5	1	2	0	8	
9. Other (Explain)	1	0	0	0	1	0
10. Subtotal (add 1 through 9)	55	17	14	0	86	0
F. Total (D-E10)	1172	364	125	17	1678	

XI. Classification of Active Caseload					
	Max	Med	Min	Uncl	Total
A. Felony	106	873	160	33	1172
B. Misdemeanor	23	261	71	9	364
C. DUI	1	56	66	2	125
D. Traffic	0	6	11	0	17
E. Total	130	1196	308	44	1678

XIV. Investigations Completed					
	Felony	Misd	DUI	Traffic	Total
A. Pre-sentence	21	2	17	1	41
B. Abbreviated PSI	1	1	0	0	2
C. Pretrial Bond Reports	0	1	0	0	1
D. Record Checks	0	0	0	0	0
E. JDP	0	0	0	0	0
F. Other (Explain)	0	0	0	0	0

IX. Commitments to DOC	
Number	10

X. Interstate Compact Cases	
Number	50


XII. Administrative Caseload	
A. Active	494
B. Inactive	146

XIII. Full PSI's Ordered/Pending			
Number Ordered	40	Number Pending	39

XV. Case Violations Reported		
	Technical	Offense
Violations Reported	63	11

XVI. Court Action on Violations		
	Technical	Offense
A. No Violations	12	1
B. Violation	8	2
C. Total	20	3

Signature of Approval by Chief/Director



CHAMPAIGN COUNTY PROBATION AND COURT SERVICES

Joseph J. Gordon
Director

Probation Services
Courthouse
101 E. Main
Urbana, IL 61801
Phone: (217) 384-3751
Fax: (217) 384-1264

Detention Services
400 S. Art Bartell Rd.
Urbana, IL 61802
Phone: (217) 384-3780
Fax: (217) 384-8617

March 7, 2011

To: Administrative Office of the Illinois Courts

From: Champaign County Court Services Department

Re: Monthly Adult Probation Report- February 2011

The following is intended to provide explanations for the information contained in the specified categories on the current Monthly Adult Probation Report.

Section V. Programs Ordered for D.U.I. Cases/ Other

Other programs ordered for D.U.I. cases include attendance at a Victim Impact Panel presentation, attendance at AA/NA meetings and/or Public Service Work.

Section VIII. Active Caseload/E.9 Cases Dropped- Other

One felony case was dropped due to the defendant's death.

Sincerely,



Janet Wells
Supervisor, Adult Services