

JDC POPULATION REPORT FOR THE MONTH OF APRIL 2018

DATE	MALE	FEMALE	JUV	ADULT	CHAMPAIGN	OTHER	OFFENSE CLASSIFICATION	RELEASES	TOTALS
4/1	17	6	23	0	23	0	1 Class X/14 Felonies/8 Misd.	3	23-3
4/2	17	6	23	0	23	0	1 Class X/14 Felonies/8 Misd.	0	23-0
4/3	15	6	21	0	21	0	1 Class X/11 Felonies/9 Misd.	0	21-0
4/4	15	6	21	0	21	0	1 Class X/12 Felonies/8 Misd.	0	21-0
4/5	17	7	24	0	24	0	1 Class X/14 Felonies/9 Misd.	0	24-0
4/6	18	7	25	0	25	0	1 Class X/15 Felonies/9 Misd.	1	25-1
4/7	14	7	21	0	21	0	1 Class X/11 Felonies/9 Misd.	0	21-0
4/8	14	6	20	0	20	0	1 Class X/11 Felonies/8 Misd.	0	20-0
4/9	14	6	20	0	20	0	1 Class X/11 Felonies/8 Misd.	0	20-0
4/10	12	6	18	0	18	0	1 Class X/9 Felonies/8 Misd.	2	18-2
4/11	11	6	17	0	17	0	1 Class X/9 Felonies/7 Misd.	0	17-0
4/12	11	6	17	0	17	0	1 Class X/9 Felonies/7 Misd.	0	17-0
4/13	13	6	19	0	19	0	1 Class X/10 Felonies/8 Misd.	2	19-2
4/14	11	6	17	0	17	0	1 Class X/8 Felonies/8 Misd.	0	17-0
4/15	13	6	19	0	18	1	1 Class X/10 Felonies/8 Misd.	1	19-1
4/16	13	6	19	0	18	1	1 Class X/10 Felonies/8 Misd.	0	19-0
4/17	15	4	19	0	18	1	1 Class X/1 DOJJ/9 Felonies/8 Misd.	0	19-0
4/18	14	4	18	0	17	1	1 Class X/1 DOJJ/8 Felonies/8 Misd.	0	18-0
4/19	12	4	16	0	16	0	1 Class X/1 DOJJ/7 Felonies/7 Misd.	0	16-0
4/20	18	3	21	0	21	0	2 Class X/1 DOJJ/11 Felonies/7 Misd.	0	21-0
4/21	20	3	23	0	23	0	1 Class X/1 DOJJ/14 Felonies/7 Misd.	0	23-0
4/22	21	3	24	0	24	0	1 Class X/1 DOJJ/15 Felonies/7 Misd.	0	24-0
4/23	21	3	24	0	24	0	1 Class X/2 DOJJ/14 Felonies/7 Misd.	0	24-0
4/24	20	2	22	0	22	0	1 Class X/2 DOJJ/13 Felonies/6 Misd.	0	22-0
4/25	21	2	23	0	23	0	1 Class X/2 DOJJ/14 Felonies/6 Misd.	0	23-0
4/26	21	2	23	0	23	0	1 Class X/16 Felonies/6 Misd.	1	23-1
4/27	21	2	23	0	23	0	1 Class X/16 Felonies/6 Misd.	3	23-3
4/28	21	2	23	0	23	0	1 Class X/16 Felonies/6 Misd.	1	23-1
4/29	21	2	23	0	23	0	1 Class X/16 Felonies/6 Misd.	2	23-2
4/30	20	2	22	0	22	0	1 Class X/16 Felonies/5 Misd.	1	22-1

NOTE: Columns 4 & 5 refer to juvenile or adult Court proceedings; columns 6 & 7 refer to Champaign County cases or other counties being charged to house minors at JDC. Releases refers to minors arrested by police, however released to the parents without being detained at the Center. Totals are minors detained / released for that particular date.

Monthly Juvenile Probation Report

Circuit

SIXTH

County

CHAMPAIGN

Month/Year

18-Apr

Preparer

Teresa Zebe

I. Juvenile Court Activity		1. Delinquency	2. Addiction	3. MRAI	4. Truancy	5. Neglect/Abuse	6. Dependant	7. Total
A. Petitions Filed		19	0	0	0	13	0	32
B. Court Action During Month								
1. Petitions Dismissed		2	0	0	0			2
2. Cont. Under Supervision		0	0	0	0			0
3. Adjudication		4	0	0	0			4

IV. Demographics for Admissions		Formal	Informal
A. Sex			
Male	3	1	
Female	1	0	
Total	4	1	

B. Age		Formal	Informal
12-Under	0	0	
13yrs.	0	0	
14yrs.	0	0	
15yrs.	0	1	
16yrs.	4	0	
17-over	0	0	
Total	4	1	

C. Race/Ethnicity		Formal	Informal
American Indian/Eskimo	0	0	
Asian/Pacific Islander	0	0	
Black	1	0	
Hispanic Origin	0	0	
White	1	1	
Other	2	0	
Total	4	1	

D. Education (Delinquency Only)		Formal	Informal
Enrolled in School			
At Offense	3	1	

VI. Restitution and fees ordered (Active and Administrative)		
A. New Cases Ordered to Pay Restitution		0
B. Total Amount of Restitution Ordered		\$0
C. Number of New Cases Ordered to Pay Fees	(4)	\$360

V. Intakes Completed		
A. Full Intakes		5
B. Partial Intakes		1
C. Total		6

VII. Court Ordered Programs		
A. Alcohol		0
B. Drug Treatment		0
C. Alcohol & Drug Treatment		1
D. Youth Services Agency		0
E. Mental Health		0
F. Alternative Education		0
G. TASC		0
H. UDIS		0
I. JTPA		0
J. Other (explain)		0

II. Criminal Prosecutions		
A. Automatic		0
B. Discretionary		0
C. Total		0

III. Admissions During Month to Active Caseload		
	Formal	Informal
A. Delinquency	4	1
B. Addiction	0	0
C. MRAI	0	0
D. Truancy	0	0
E. Neglect/Abuse	0	0
F. Dependant	0	0
G. Total	4	1

VIII. Placements			
	1. In State	2. Out of State	3. Total
A. Number Beging of Month	7	0	7
B. Ordered Placed During Month			
1. Foster Home	0	0	0
2. Group Home	1	0	1
3. Resid. Treatment	2	0	2
4. With Relative	0	0	0
5. Subtotal	10	0	10
C. Number Removed During Month	0	0	0
D. Total End of Month	10	0	10

IX. Active Caseload						
	a. Probation	b. Supervision	c. Cont. Under Sup.	d. Informal	e. Other	f. Total
A. Caseload Beg. of Month	100	0	1	10	2	113
B. New Admissions	4	0	0	1	0	5
C. Re-admitted from Admin	0	0	0	0	0	0
D. Transferred In	1	0	0	0	0	1
E. Subtotal (A+B+C+D)	105	0	1	11	2	119
F. Cases Dropped						
1. Scheduled Termination	3	0	0	2	0	5
2. Early Termination	0	0	0	0	0	0
3. Absconder/Warrant	0	0	0	0	0	0
4. Revoked-Technical	1	0	0	0	0	1
5. Revoked-New Offense	0	0	0	0	0	0
6. Alternate DOC Commit.	1	0	0	0	0	1
7. Unsatisfactory Termination	0	0	0	1	0	1
8. Transferred Out	2	0	0	0	0	2
9. Other (explain)	0	0	0	0	0	0
10. Subtotal (Add 1-9)	7	0	0	3	0	10
G. Caseload End of Month(E-F10)	98	0	1	8	2	109

X. Commitments to DOC	
A. Full	4
B. Evaluation	0
C. Habitual Juv. Offender	0
D. Violent Juv. Offender	0
E. Total	4

G. Education	
	5
	0
	1
	0
	1
	0
	10
	104

XI. Interstate Compact Cases	
Number	5

XII. Administrative Caseload	
A. Active	13
B. Inactive	3

XIII. Classification of Active Caseload					
	a. Max.	b. Med.	c. Min.	d. Unclassified	e. Total
A. Probation	25	68	5	0	98
B. Supervision	0	0	0	0	0
C. Cont. Under Sup.	0	1	0	0	1
D. Informal	0	0	8	0	8
E. Other	0	2	0	0	2
F. Total	25	71	13	0	109


XIV. Investigations	
	Completed
A. Social Histories	7
B. Adoption	0
C. Contested Custody	0
D. Suppl. Soc. Hist.	0
E. Intake Screening	0
F. Other (Explain)	7
G. Total	14

XV. Case Violations Reported			
	1. Technical	2. New Offense	3. Total
Violations Reported	3	0	3

XVI. Court Actions on Violations			
	1. Technical	2. New Offense	3. Total
A. No Violations	0	0	0
B. Violation Found	1	0	1
C. Total Court Action	1	0	1

XVII. Home Detention/Electronic Monitoring				
	A. PreAdjud. Home Det.		B. Post Adjud. Home Det.	
	1. Ordered this Month	2. End of Month	1. Ordered this Month	2. End of Month
a. With Elect. Monit.				
b. Without Elect. Monit.	None			
c. Total				

Signature Of Approval by Chief/Director



CHAMPAIGN COUNTY PROBATION AND COURT SERVICES

Joseph J. Gordon
Director

Probation Services
Courthouse
101 E. Main
Urbana, IL 61801
Phone: (217) 384-3753
Fax: (217) 384-1264

Detention Services
400 S. Art Bartell Rd.
Urbana, IL 61802
Phone: (217) 384-3780
Fax: (217) 384-8617

To Whom It May Concern:


Re: April 2018, STATISTICAL EXPLANATION

Please be advised that the explanation for section XIV-(F) on
the April 2018 Statistical Form is as follows:

XIV – (F): Remission/Review Reports (7)

Should you have any questions, please do not hesitate to contact me at (217)384-3753.

Respectfully,



Teresa Zebe
Supervisor Juvenile Probation

MONTHLY ADULT PROBATION REPORT

Circuit: 6

Department: Adult

April 2018

Preparer: Janet Wells

I. Intakes Completed During Month			
A. Full	63	B. Partial	1

II. Demographics of Intakes		
A. Sex		
	a. Felony	b. Other
1. Male	35	13
2. Female	12	4
3. Total	47	17

B. Age		
	a. Felony	b. Other
1. 17-Under	0	0
2. 18-20	4	1
3. 21-30	16	8
4. 31-40	12	7
5. 41-49	4	0
6. 50-Over	11	1
7. Total	47	17

C. Race and Ethnicity		
	a. Felony	b. Other
1. American Indian	0	0
2. Asian	0	0
3. Black	28	6
4. Hispanic	0	0
5. White	19	11
6. Other	0	0
7. Total	47	17

D. Background at Offense		
	a. Felony	b. Other
1. Employed	17	10
2. High School Grad.	23	11

E. Felony Offense Classification			
1. Class 1	0	4. Class 4	30
2. Class 2	8	5. Other	0
3. Class 3	9	6. Total	47

III. Restitution and Fees Ordered (Active and Administrative)	
A. New Cases Ordered to Pay Restitution	8
B. Total Amount of Restitution Ordered	8024.5
C. Number of New Cases Ordered to Pay Fees	64

IV. Programs Ordered for New Cases (Active and Administrative)	
A. Alcohol Treatment	0
B. Drug Treatment	3
C. Alcohol and Drug Treatment	13
D. Mental Health	10
E. Sex Offender Treatment	1
F. TASC	0

V. Programs Ordered for DUI Cases (Active and Administrative)	
A. DUI Education	0
B. Treatment	2
C. Education and Treatment	11
D. Other (Explain)	0

VI. DUI Assessment Level (Active and Administrative)						
	Level 1	Level 2 Signif.	Level 2 Med	Level 3	None	Total
A. Probation	0	5	6	2	0	13
B. Conditional Discharge	0	0	0	0	0	0
C. Supervision	0	0	0	0	0	0
D. Total	0	5	6	2	0	13

VII.	Home Confinement		Pretrial Release	
	Order During Month	Total End of Month	Order During Month	Total End of Month
A. Electronically Monitored	0	0	0	0
B. Non-electronically Monitored	0	0	0	0
C. Total	0	0	0	0

VIII. Active Caseload

	Felony	Misd.	DUI	Traffic	Total	
A. Beginning Caseload	835	190	135	56	1216	
B. Admissions						
1. Probation	49	10	5	4	68	
2. Conditional Discharge	0	0	0	0	0	
3. Supervision	0	0	0	0	0	
4. Subtotal (1+2+3)	49	10	5	4	68	
C. Readmitted Administrative	30	12	8	3	53	
D. Subtotal (A+B4+C)	914	212	148	63	1337	
E. Cases Dropped						Employed
1. Scheduled Termination	23	8	2	3	36	0
2. Early Termination	0	0	2	0	2	0
3. Absconder/Warrant	0	0	0	0	0	
4. Revoked-Technical	8	1	1	1	11	0
5. Revoked-New Offense	0	0	0	0	0	0
6. Alternate DOC Commitment	2	0	0	0	2	
7. Unsatisfactory Termination	0	0	0	0	0	0
8. Transferred Out	43	15	5	4	67	
9. Other (Explain)	3	1	0	2	6	0
10. Subtotal (add 1 through 9)	79	25	10	10	124	0
F. Total (D-E10)	835	187	138	53	1213	

XI. Classification of Active Caseload

	Max	Med	Min	Uncl	Total
A. Felony	80	703	52	0	835
B. Misdemeanor	8	146	33	0	187
C. DUI	0	91	47	0	138
D. Traffic	0	28	25	0	53
E. Total	88	968	157	0	1213

XIV. Investigations Completed

	Felony	Misd	DUI	Traffic	Total
A. Pre-sentence	12	2	15	5	34
B. Abbreviated PSI	0	0	0	0	0
C. Pretrial Bond Reports	6	2	0	0	8
D. Record Checks	0	0	0	0	0
E. JDP	0	0	0	0	0
F. Other (Explain)	0	0	0	0	0

IX. Commitments to DOC

Number	5
--------	---

X. Interstate Compact Cases

Number	26
--------	----

XII. Administrative Caseload

A. Active	356
B. Inactive	293

XIII. Full PSI's Ordered/Pending

Number Ordered	41	Number Pending	54
----------------	----	----------------	----


XV. Case Violations Reported

	Technical	Offense
Violations Reported	31	4

XVI. Court Action on Violations

	Technical	Offense
A. No Violations	3	1
B. Violation	13	3
C. Total	16	4

Signature of Approval by Chief/Director



CHAMPAIGN COUNTY PROBATION AND COURT SERVICES

Joseph J. Gordon
Director

Probation Services
Courthouse
101 E. Main
Urbana, IL 61801
Phone: (217) 384-3751
Fax: (217) 384-1264

Detention Services
400 S. Art Bartell Rd.
Urbana, IL 61802
Phone: (217) 384-3780
Fax: (217) 384-8617

May 9, 2018

To: Administrative Office of the Illinois Courts

From: Champaign County Court Services Department

RE: Monthly Adult Probation Report- April 2018

The following is intended to provide explanations for the information contained in the specified categories on the current Monthly Adult Probation Report.

Section V. Programs ordered for D.U.I. Cases- Other

Other programs ordered for D.U.I. cases include attendance at a Victim Impact Panel presentation, attendance at AA/NA meetings and/or Public Service Work.

Section VIII. Active Caseload/E.9 Cases Dropped- Other

Two felony cases were dropped due to judicial terminations.

One misdemeanor case was dropped due to a judicial termination.

One traffic case was dropped due to a judicial termination.

One felony case was dropped due to the defendant's death.

One traffic case was dropped due to the defendant's death.



Janet Wells
Supervisor, Adult Services