



FUND DEPT 1080-000 : GENERAL CORPORATE - UNDEFINED

3/11/2022 2:00:11 PM

PERIOD ENDING 2/28/2022

	ACTUAL LAST YEAR			ACTUAL THIS YEAR				ENCUMBRANCE	BUDGET	UNENCUMBERED BALANCE
	CURRENT MONTH	YEAR TO DATE	%	CURRENT MONTH	%	YEAR TO DATE	%			
REVENUES										
TOTAL REVENUES	0.00	0.00	0	0.00	0	0.00	0	0.00	0.00	0.00
NET CHANGE IN FUND BALANCE	0.00	0.00		0.00		0.00		0.00	0.00	0.00



FUND DEPT 1080-010 : GENERAL CORPORATE - COUNTY BOARD

3/11/2022 2:00:11 PM

PERIOD ENDING 2/28/2022

	ACTUAL LAST YEAR			ACTUAL THIS YEAR				ENCUMBRANCE	BUDGET	UNENCUMBERED BALANCE
	CURRENT MONTH	YEAR TO DATE	%	CURRENT MONTH	%	YEAR TO DATE	%			
REVENUES										
4006 LICENSES AND PERMITS	0.00	0.00	0	0.00	0	0.00	0	0.00	28,000.00	28,000.00
4007 CHARGES FOR SERVICES	2.74	2.74	1	0.00	0	0.00	0	0.00	300.00	300.00
4009 MISCELLANEOUS REVENUES	0.00	0.00	0	0.00	0	0.00	0	0.00	1,000.00	1,000.00
4010 RENTS AND ROYALTIES	0.00	0.00	0	0.00	0	0.00	0	0.00	396,000.00	396,000.00
TOTAL REVENUES	2.74	2.74	0	0.00	0	0.00	0	0.00	425,300.00	425,300.00
EXPENDITURES										
5001 SALARIES AND WAGES	4,643.08	11,086.16	7	0.00	0	1,361.54	1	0.00	169,000.00	167,638.46
5003 FRINGE BENEFITS	0.00	0.00	0	0.00	0	0.00	0	0.00	4,000.00	4,000.00
5010 COMMODITIES	0.00	0.00	0	0.00	0	0.00	0	0.00	500.00	500.00
5020 SERVICES	20,163.62	54,161.98	43	5,630.60	6	40,139.45	40	0.00	101,535.00	61,395.55
TOTAL EXPENDITURES	24,806.70	65,248.14	22	5,630.60	2	41,500.99	15	0.00	275,035.00	233,534.01
NET CHANGE IN FUND BALANCE	24,803.96	65,245.40		5,630.60		41,500.99		0.00	-150,265.00	-191,765.99



FUND DEPT 1080-012 : GENERAL CORPORATE - TORNADO SIRENS

3/11/2022 2:00:11 PM

PERIOD ENDING 2/28/2022

	ACTUAL LAST YEAR			ACTUAL THIS YEAR				ENCUMBRANCE	BUDGET	UNENCUMBERED BALANCE
	CURRENT MONTH	YEAR TO DATE	%	CURRENT MONTH	%	YEAR TO DATE	%			
REVENUES										
4004 INTERGOVERNMENTAL REVENUE	5,376.75	5,376.75	49	2,537.00	63	3,990.00	100	0.00	4,000.00	10.00
TOTAL REVENUES	5,376.75	5,376.75	49	2,537.00	63	3,990.00	100	0.00	4,000.00	10.00
EXPENDITURES										
5020 SERVICES	0.00	3,800.00	100	0.00	0	3,990.00	100	0.00	4,000.00	10.00
TOTAL EXPENDITURES	0.00	3,800.00	35	0.00	0	3,990.00	100	0.00	4,000.00	10.00
NET CHANGE IN FUND BALANCE	-5,376.75	-1,576.75		-2,537.00		0.00		0.00	0.00	0.00



FUND DEPT 1080-013 : GENERAL CORPORATE - DEBT SERVICE

3/11/2022 2:00:11 PM

PERIOD ENDING 2/28/2022

	ACTUAL LAST YEAR			ACTUAL THIS YEAR				ENCUMBRANCE	BUDGET	UNENCUMBERED BALANCE
	CURRENT MONTH	YEAR TO DATE	%	CURRENT MONTH	%	YEAR TO DATE	%			
REVENUES										
TOTAL REVENUES	0.00	0.00	0	0.00	0	0.00	0	0.00	0.00	0.00
EXPENDITURES										
TOTAL EXPENDITURES	0.00	0.00	0	0.00	0	0.00	0	0.00	0.00	0.00
OTHER FINANCING SOURCES (USES)										
TOTAL OTHER FINANCING SOURCES (USES)	0.00	0.00		0.00		0.00		0.00	0.00	0.00
NET CHANGE IN FUND BALANCE	0.00	0.00		0.00		0.00		0.00	0.00	0.00



FUND DEPT 1080-016 : GENERAL CORPORATE - ADMINISTRATIVE SERVICES

3/11/2022 2:00:11 PM

PERIOD ENDING 2/28/2022

	ACTUAL LAST YEAR			ACTUAL THIS YEAR				ENCUMBRANCE	BUDGET	UNENCUMBERED BALANCE
	CURRENT MONTH	YEAR TO DATE	%	CURRENT MONTH	%	YEAR TO DATE	%			
REVENUES										
4004 INTERGOVERNMENTAL REVENUE	1,039.17	1,052.16	13	0.00	0	0.00	0	0.00	7,000.00	7,000.00
4009 MISCELLANEOUS REVENUES	0.00	0.00	0	0.00	0	0.00	0	0.00	3,000.00	3,000.00
TOTAL REVENUES	1,039.17	1,052.16	10	0.00	0	0.00	0	0.00	10,000.00	10,000.00
EXPENDITURES										
5001 SALARIES AND WAGES	47,854.23	84,826.84	13	0.00	0	15,901.20	2	0.00	655,085.00	639,183.80
5010 COMMODITIES	295.71	50,661.19	21	317.50	0	317.50	0	0.00	322,250.00	321,932.50
5020 SERVICES	2,351.33	3,093.66	10	915.47	3	1,377.80	5	0.00	29,050.00	27,672.20
TOTAL EXPENDITURES	50,501.27	138,581.69	15	1,232.97	0	17,596.50	2	0.00	1,006,385.00	988,788.50
OTHER FINANCING SOURCES (USES)										
6001 OTHER FINANCING SOURCES	582.91	582.91	2	0.00	0	0.00	0	0.00	28,592.00	28,592.00
TOTAL OTHER FINANCING SOURCES (USES)	582.91	582.91		0.00		0.00		0.00	28,592.00	28,592.00
NET CHANGE IN FUND BALANCE	48,879.19	136,946.62		1,232.97		17,596.50		0.00	967,793.00	950,196.50



FUND DEPT 1080-017 : GENERAL CORPORATE - COOPERATIVE EXTENSION SRV

3/11/2022 2:00:11 PM

PERIOD ENDING 2/28/2022

	ACTUAL LAST YEAR			ACTUAL THIS YEAR				ENCUMBRANCE	BUDGET	UNENCUMBERED BALANCE
	CURRENT MONTH	YEAR TO DATE	%	CURRENT MONTH	%	YEAR TO DATE	%			
REVENUES										
4001 PROPERTY TAX	0.00	0.00	0	0.00	0	0.00	0	0.00	441,499.00	441,499.00
TOTAL REVENUES	0.00	0.00	0	0.00	0	0.00	0	0.00	441,499.00	441,499.00
EXPENDITURES										
5020 SERVICES	0.00	0.00	0	0.00	0	0.00	0	0.00	441,499.00	441,499.00
TOTAL EXPENDITURES	0.00	0.00	0	0.00	0	0.00	0	0.00	441,499.00	441,499.00
NET CHANGE IN FUND BALANCE	0.00	0.00		0.00		0.00		0.00	0.00	0.00




FUND DEPT 1080-020 : GENERAL CORPORATE - AUDITOR

3/11/2022 2:00:11 PM

PERIOD ENDING 2/28/2022

	ACTUAL LAST YEAR			ACTUAL THIS YEAR				ENCUMBRANCE	BUDGET	UNENCUMBERED BALANCE
	CURRENT MONTH	YEAR TO DATE	%	CURRENT MONTH	%	YEAR TO DATE	%			
REVENUES										
4004 INTERGOVERNMENTAL REVENUE	0.00	0.00	0	0.00	0	0.00	0	0.00	6,500.00	6,500.00
4007 CHARGES FOR SERVICES	0.00	0.00	0	0.00	0	0.00	0	0.00	115,000.00	115,000.00
4009 MISCELLANEOUS REVENUES	0.00	0.00	0	425.84	4	425.84	4	0.00	12,000.00	11,574.16
TOTAL REVENUES	0.00	0.00	0	425.84	0	425.84	0	0.00	133,500.00	133,074.16
EXPENDITURES										
5001 SALARIES AND WAGES	28,253.04	52,268.24	14	0.00	0	8,558.24	2	0.00	384,576.00	376,017.76
5010 COMMODITIES	0.00	7.29	0	149.92	4	149.92	4	0.00	3,648.00	3,498.08
5020 SERVICES	0.00	1,626.67	15	1,989.42	17	2,456.09	21	0.00	11,486.00	9,029.91
TOTAL EXPENDITURES	28,253.04	53,902.20	14	2,139.34	1	11,164.25	3	0.00	399,710.00	388,545.75
NET CHANGE IN FUND BALANCE	28,253.04	53,902.20		1,713.50		10,738.41		0.00	266,210.00	255,471.59



FUND DEPT 1080-021 : GENERAL CORPORATE - BOARD OF REVIEW

3/11/2022 2:00:11 PM

PERIOD ENDING 2/28/2022

	ACTUAL LAST YEAR			ACTUAL THIS YEAR				ENCUMBRANCE	BUDGET	UNENCUMBERED BALANCE
	CURRENT MONTH	YEAR TO DATE	%	CURRENT MONTH	%	YEAR TO DATE	%			
REVENUES										
TOTAL REVENUES	0.00	0.00	0	0.00	0	0.00	0	0.00	0.00	0.00
EXPENDITURES										
5001 SALARIES AND WAGES	8,105.28	18,187.44	14	0.00	0	5,141.85	4	0.00	135,665.00	130,523.15
5010 COMMODITIES	0.00	0.00	0	0.00	0	6.39	1	0.00	1,150.00	1,143.61
5020 SERVICES	370.00	370.00	6	0.00	0	700.00	14	0.00	4,850.00	4,150.00
TOTAL EXPENDITURES	8,475.28	18,557.44	13	0.00	0	5,848.24	4	0.00	141,665.00	135,816.76
NET CHANGE IN FUND BALANCE	8,475.28	18,557.44		0.00		5,848.24		0.00	141,665.00	135,816.76



FUND DEPT 1080-022 : GENERAL CORPORATE - COUNTY CLERK

3/11/2022 2:00:11 PM

PERIOD ENDING 2/28/2022

	ACTUAL LAST YEAR			ACTUAL THIS YEAR				ENCUMBRANCE	BUDGET	UNENCUMBERED BALANCE
	CURRENT MONTH	YEAR TO DATE	%	CURRENT MONTH	%	YEAR TO DATE	%			
REVENUES										
4004 INTERGOVERNMENTAL REVENUE	0.00	0.00	0	0.00	0	0.00	0	0.00	51,815.00	51,815.00
4006 LICENSES AND PERMITS	3,140.00	3,140.00	4	4,445.00	5	4,445.00	5	0.00	81,900.00	77,455.00
4007 CHARGES FOR SERVICES	25,656.00	25,656.00	8	26,644.13	8	26,644.13	8	0.00	340,000.00	313,355.87
4008 INVESTMENT EARNINGS	9.71	9.71	2	15.26	8	15.26	8	0.00	200.00	184.74
4009 MISCELLANEOUS REVENUES	0.00	0.00	0	0.00	0	0.00	0	0.00	20.00	20.00
TOTAL REVENUES	28,805.71	28,805.71	6	31,104.39	7	31,104.39	7	0.00	473,935.00	442,830.61
EXPENDITURES										
5001 SALARIES AND WAGES	74,142.06	124,769.49	15	0.00	0	15,821.94	2	0.00	852,708.00	836,886.06
5010 COMMODITIES	1,588.57	3,581.48	5	9,025.92	11	10,011.44	12	0.00	81,320.00	71,308.56
5020 SERVICES	11,260.92	59,559.75	22	3,929.32	1	95,408.53	23	0.00	416,929.00	321,520.47
8000 CAPITAL OUTLAY	76,440.00	76,440.00	90	597.99	0	597.99	0	0.00	225,000.00	224,402.01
TOTAL EXPENDITURES	163,431.55	264,350.72	21	13,553.23	1	121,839.90	8	0.00	1,575,957.00	1,454,117.10
OTHER FINANCING SOURCES (USES)										
TOTAL OTHER FINANCING SOURCES (USES)	0.00	0.00		0.00		0.00		0.00	0.00	0.00
NET CHANGE IN FUND BALANCE	134,625.84	235,545.01		-17,551.16		90,735.51		0.00	1,102,022.00	1,011,286.49



FUND DEPT 1080-023 : GENERAL CORPORATE - RECORDER

3/11/2022 2:00:11 PM

PERIOD ENDING 2/28/2022

	ACTUAL LAST YEAR			ACTUAL THIS YEAR				ENCUMBRANCE	BUDGET	UNENCUMBERED BALANCE
	CURRENT MONTH	YEAR TO DATE	%	CURRENT MONTH	%	YEAR TO DATE	%			
REVENUES										
4006 LICENSES AND PERMITS	74,711.25	154,397.25	10	249,900.75	17	464,510.25	31	0.00	1,500,000.00	1,035,489.75
4007 CHARGES FOR SERVICES	84,438.00	161,162.50	17	56,498.00	6	133,963.50	13	0.00	1,005,000.00	871,036.50
4009 MISCELLANEOUS REVENUES	249.75	408.90	8	3,379.25	42	3,733.75	47	0.00	8,000.00	4,266.25
TOTAL REVENUES	159,399.00	315,968.65	13	309,778.00	12	602,207.50	24	0.00	2,513,000.00	1,910,792.50
EXPENDITURES										
5001 SALARIES AND WAGES	13,495.84	25,705.28	14	0.00	0	2,980.88	2	0.00	155,600.00	152,619.12
5010 COMMODITIES	86,227.00	86,227.00	9	180,699.50	18	323,909.50	32	0.00	1,000,000.00	676,090.50
5020 SERVICES	18,594.00	18,594.00	11	13,770.00	7	30,505.00	16	0.00	186,330.00	155,825.00
TOTAL EXPENDITURES	118,316.84	130,526.28	10	194,469.50	14	357,395.38	27	0.00	1,341,930.00	984,534.62
NET CHANGE IN FUND BALANCE	-41,082.16	-185,442.37		-115,308.50		-244,812.12		0.00	-1,171,070.00	-926,257.88



FUND DEPT 1080-025 : GENERAL CORPORATE - SUPERVISOR OF ASSESSMENT

3/11/2022 2:00:11 PM

PERIOD ENDING 2/28/2022

	ACTUAL LAST YEAR			ACTUAL THIS YEAR				ENCUMBRANCE	BUDGET	UNENCUMBERED BALANCE
	CURRENT MONTH	YEAR TO DATE	%	CURRENT MONTH	%	YEAR TO DATE	%			
REVENUES										
4004 INTERGOVERNMENTAL REVENUE	3,380.62	6,761.24	15	0.00	0	0.00	0	0.00	45,500.00	45,500.00
4009 MISCELLANEOUS REVENUES	0.00	0.00	0	0.00	0	0.00	0	0.00	300.00	300.00
TOTAL REVENUES	3,380.62	6,761.24	15	0.00	0	0.00	0	0.00	45,800.00	45,800.00
EXPENDITURES										
5001 SALARIES AND WAGES	25,014.24	45,025.62	14	0.00	0	6,363.06	2	0.00	333,877.00	327,513.94
5010 COMMODITIES	418.17	697.94	12	361.73	6	929.77	16	0.00	5,840.00	4,910.23
5020 SERVICES	21.76	2,456.37	6	24.10	0	1,444.10	3	0.00	55,410.00	53,965.90
TOTAL EXPENDITURES	25,454.17	48,179.93	13	385.83	0	8,736.93	2	0.00	395,127.00	386,390.07
NET CHANGE IN FUND BALANCE	22,073.55	41,418.69		385.83		8,736.93		0.00	349,327.00	340,590.07



FUND DEPT 1080-026 : GENERAL CORPORATE - COUNTY TREASURER

3/11/2022 2:00:11 PM

PERIOD ENDING 2/28/2022

	ACTUAL LAST YEAR			ACTUAL THIS YEAR				ENCUMBRANCE	BUDGET	UNENCUMBERED BALANCE
	CURRENT MONTH	YEAR TO DATE	%	CURRENT MONTH	%	YEAR TO DATE	%			
REVENUES										
4001 PROPERTY TAX	590.00	700.00	0	0.00	0	0.00	0	0.00	670,000.00	670,000.00
4004 INTERGOVERNMENTAL REVENUE	378.73	5,235.94	32	0.00	0	0.00	0	0.00	14,000.00	14,000.00
4008 INVESTMENT EARNINGS	0.00	0.00	0	0.00	0	0.00	0	0.00	7,000.00	7,000.00
TOTAL REVENUES	968.73	5,935.94	1	0.00	0	0.00	0	0.00	691,000.00	691,000.00
EXPENDITURES										
5001 SALARIES AND WAGES	20,561.34	40,046.51	15	0.00	0	7,278.85	3	0.00	289,540.00	282,261.15
5010 COMMODITIES	0.00	0.00	0	709.10	11	709.10	11	0.00	6,260.00	5,550.90
5020 SERVICES	70.39	70.39	0	16.00	0	26.00	0	0.00	48,750.00	48,724.00
TOTAL EXPENDITURES	20,631.73	40,116.90	12	725.10	0	8,013.95	2	0.00	344,550.00	336,536.05
NET CHANGE IN FUND BALANCE	19,663.00	34,180.96		725.10		8,013.95		0.00	-346,450.00	-354,463.95



FUND DEPT 1080-028 : GENERAL CORPORATE - INFORMATION TECHNOLOGY (IT)

3/11/2022 2:00:11 PM

PERIOD ENDING 2/28/2022

	ACTUAL LAST YEAR			ACTUAL THIS YEAR				ENCUMBRANCE	BUDGET	UNENCUMBERED BALANCE
	CURRENT MONTH	YEAR TO DATE	%	CURRENT MONTH	%	YEAR TO DATE	%			
REVENUES										
4004 INTERGOVERNMENTAL REVENUE	0.00	0.00	0	0.00	0	0.00	0	0.00	4,800.00	4,800.00
4007 CHARGES FOR SERVICES	0.00	0.00	0	0.00	0	0.00	0	0.00	45,600.00	45,600.00
TOTAL REVENUES	0.00	0.00	0	0.00	0	0.00	0	0.00	50,400.00	50,400.00
EXPENDITURES										
5001 SALARIES AND WAGES	47,905.02	85,487.02	13	0.00	0	13,653.61	2	0.00	716,904.00	703,250.39
5010 COMMODITIES	2,541.42	2,541.42	4	7,047.87	10	7,047.87	10	0.00	71,716.00	64,668.13
5020 SERVICES	34,955.61	34,955.61	9	41,742.51	11	44,205.86	12	0.00	372,302.00	328,096.14
TOTAL EXPENDITURES	85,402.05	122,984.05	11	48,790.38	4	64,907.34	6	0.00	1,160,922.00	1,096,014.66
OTHER FINANCING SOURCES (USES)										
TOTAL OTHER FINANCING SOURCES (USES)	0.00	0.00		0.00		0.00		0.00	0.00	0.00
NET CHANGE IN FUND BALANCE	85,402.05	122,984.05		48,790.38		64,907.34		0.00	1,110,522.00	1,045,614.66



FUND DEPT 1080-030 : GENERAL CORPORATE - CIRCUIT CLERK

3/11/2022 2:00:11 PM

PERIOD ENDING 2/28/2022

	ACTUAL LAST YEAR			ACTUAL THIS YEAR				ENCUMBRANCE	BUDGET	UNENCUMBERED BALANCE
	CURRENT MONTH	YEAR TO DATE	%	CURRENT MONTH	%	YEAR TO DATE	%			
REVENUES										
4004 INTERGOVERNMENTAL REVENUE	0.00	0.00	0	-277,000.00	426	0.00	0	0.00	6,500.00	6,500.00
					2					
4007 CHARGES FOR SERVICES	102,408.82	102,408.82	7	0.00	0	0.00	0	0.00	1,278,670.00	1,278,670.00
4008 INVESTMENT EARNINGS	162.99	162.99	1	0.00	0	0.00	0	0.00	0.00	0.00
4009 MISCELLANEOUS REVENUES	0.00	0.00	0	0.00	0	0.00	0	0.00	8,000.00	8,000.00
TOTAL REVENUES	102,571.81	102,571.81	7	-277,000.00	-21	0.00	0	0.00	1,293,170.00	1,293,170.00
EXPENDITURES										
5001 SALARIES AND WAGES	91,600.73	166,599.28	13	0.00	0	21,970.87	2	0.00	1,211,433.00	1,189,462.13
5010 COMMODITIES	26.58	26.58	0	2,066.01	12	2,066.01	12	0.00	16,665.00	14,598.99
5020 SERVICES	1,997.25	1,997.25	8	5,108.93	10	5,708.93	12	0.00	48,743.00	43,034.07
TOTAL EXPENDITURES	93,624.56	168,623.11	13	7,174.94	1	29,745.81	2	0.00	1,276,841.00	1,247,095.19
NET CHANGE IN FUND BALANCE	-8,947.25	66,051.30		284,174.94		29,745.81		0.00	-16,329.00	-46,074.81




FUND DEPT 1080-031 : GENERAL CORPORATE - CIRCUIT COURT

3/11/2022 2:00:11 PM

PERIOD ENDING 2/28/2022

	ACTUAL LAST YEAR			ACTUAL THIS YEAR				ENCUMBRANCE	BUDGET	UNENCUMBERED BALANCE
	CURRENT MONTH	YEAR TO DATE	%	CURRENT MONTH	%	YEAR TO DATE	%			
REVENUES										
TOTAL REVENUES	0.00	0.00	0	0.00	0	0.00	0	0.00	0.00	0.00
EXPENDITURES										
5001 SALARIES AND WAGES	47,227.95	84,858.62	14	0.00	0	12,004.60	2	0.00	628,073.00	616,068.40
5010 COMMODITIES	447.61	1,285.45	8	57.36	1	821.95	8	0.00	10,657.00	9,835.05
5020 SERVICES	22,361.70	58,785.20	11	24,121.64	6	64,859.14	15	0.00	430,022.00	365,162.86
TOTAL EXPENDITURES	70,037.26	144,929.27	12	24,179.00	2	77,685.69	7	0.00	1,068,752.00	991,066.31
OTHER FINANCING SOURCES (USES)										
TOTAL OTHER FINANCING SOURCES (USES)	0.00	0.00		0.00		0.00		0.00	0.00	0.00
NET CHANGE IN FUND BALANCE	70,037.26	144,929.27		24,179.00		77,685.69		0.00	1,068,752.00	991,066.31




FUND DEPT 1080-032 : GENERAL CORPORATE - JURY COMMISSION

3/11/2022 2:00:11 PM

PERIOD ENDING 2/28/2022

	ACTUAL LAST YEAR			ACTUAL THIS YEAR				ENCUMBRANCE	BUDGET	UNENCUMBERED BALANCE
	CURRENT MONTH	YEAR TO DATE	%	CURRENT MONTH	%	YEAR TO DATE	%			
REVENUES										
TOTAL REVENUES	0.00	0.00	0	0.00	0	0.00	0	0.00	0.00	0.00
EXPENDITURES										
5001 SALARIES AND WAGES	3,270.58	5,942.51	12	0.00	0	1,016.29	2	0.00	46,852.00	45,835.71
5010 COMMODITIES	51.33	626.87	12	175.64	2	755.34	9	0.00	8,500.00	7,744.66
5020 SERVICES	0.00	9,203.00	77	0.00	0	9,939.00	8	0.00	120,408.00	110,469.00
TOTAL EXPENDITURES	3,321.91	15,772.38	24	175.64	0	11,710.63	7	0.00	175,760.00	164,049.37
NET CHANGE IN FUND BALANCE	3,321.91	15,772.38		175.64		11,710.63		0.00	175,760.00	164,049.37



FUND DEPT 1080-036 : GENERAL CORPORATE - PUBLIC DEFENDER

3/11/2022 2:00:11 PM

PERIOD ENDING 2/28/2022

	ACTUAL LAST YEAR			ACTUAL THIS YEAR				ENCUMBRANCE	BUDGET	UNENCUMBERED BALANCE
	CURRENT MONTH	YEAR TO DATE	%	CURRENT MONTH	%	YEAR TO DATE	%			
REVENUES										
4004 INTERGOVERNMENTAL REVENUE	8,947.11	17,894.22	17	0.00	0	0.00	0	0.00	110,061.00	110,061.00
4007 CHARGES FOR SERVICES	7,262.37	7,262.37	14	0.00	0	0.00	0	0.00	55,000.00	55,000.00
TOTAL REVENUES	16,209.48	25,156.59	16	0.00	0	0.00	0	0.00	165,061.00	165,061.00
EXPENDITURES										
5001 SALARIES AND WAGES	93,298.70	172,808.32	14	0.00	0	28,172.90	2	0.00	1,361,308.00	1,333,135.10
5010 COMMODITIES	158.35	826.69	12	420.29	4	1,572.67	15	0.00	10,221.00	8,648.33
5020 SERVICES	781.92	5,643.92	31	629.59	3	6,110.59	27	0.00	22,815.00	16,704.41
TOTAL EXPENDITURES	94,238.97	179,278.93	14	1,049.88	0	35,856.16	3	0.00	1,394,344.00	1,358,487.84
NET CHANGE IN FUND BALANCE	78,029.49	154,122.34		1,049.88		35,856.16		0.00	1,229,283.00	1,193,426.84




FUND DEPT 1080-040 : GENERAL CORPORATE - SHERIFF

3/11/2022 2:00:11 PM

PERIOD ENDING 2/28/2022

	ACTUAL LAST YEAR			ACTUAL THIS YEAR				ENCUMBRANCE	BUDGET	UNENCUMBERED BALANCE
	CURRENT MONTH	YEAR TO DATE	%	CURRENT MONTH	%	YEAR TO DATE	%			
REVENUES										
4004 INTERGOVERNMENTAL REVENUE	59,236.76	59,236.76	6	0.00	0	0.00	0	0.00	1,056,010.00	1,056,010.00
4005 FINES AND FORFEITURES	1,378.60	1,378.60	5	0.00	0	0.00	0	0.00	30,000.00	30,000.00
4007 CHARGES FOR SERVICES	5,484.14	14,222.14	7	2,454.00	1	13,655.00	7	0.00	191,600.00	177,945.00
4009 MISCELLANEOUS REVENUES	25.00	274.99	3	0.00	0	0.00	0	0.00	10,000.00	10,000.00
TOTAL REVENUES	66,124.50	75,112.49	5	2,454.00	0	13,655.00	1	0.00	1,287,610.00	1,273,955.00
EXPENDITURES										
5001 SALARIES AND WAGES	19,885.63	36,107.68	13	0.00	0	5,481.10	2	0.00	281,789.00	276,307.90
5002 LAW ENFORCEMENT SALARIES	326,584.48	606,695.50	14	0.00	0	106,407.16	2	0.00	4,506,765.00	4,400,357.84
5003 FRINGE BENEFITS	0.00	0.00	0	0.00	0	0.00	0	0.00	330.00	330.00
5010 COMMODITIES	25,394.99	26,092.60	11	24,808.27	12	31,286.31	15	0.00	208,160.00	176,873.69
5020 SERVICES	144,259.04	299,866.20	21	10,164.06	1	315,394.28	31	0.00	1,033,565.00	718,170.72
8000 CAPITAL OUTLAY	0.00	0.00	0	0.00	0	0.00	0	35,985.00	178,490.00	178,490.00
TOTAL EXPENDITURES	516,124.14	968,761.98	15	34,972.33	1	458,568.85	7	35,985.00	6,209,099.00	5,750,530.15
OTHER FINANCING SOURCES (USES)										
TOTAL OTHER FINANCING SOURCES (USES)	0.00	0.00		0.00		0.00		0.00	0.00	0.00
NET CHANGE IN FUND BALANCE	449,999.64	893,649.49		32,518.33		444,913.85		35,985.00	4,921,489.00	4,476,575.15



FUND DEPT 1080-041 : GENERAL CORPORATE - STATES ATTORNEY

3/11/2022 2:00:11 PM

PERIOD ENDING 2/28/2022

	ACTUAL LAST YEAR			ACTUAL THIS YEAR				ENCUMBRANCE	BUDGET	UNENCUMBERED BALANCE
	CURRENT MONTH	YEAR TO DATE	%	CURRENT MONTH	%	YEAR TO DATE	%			
REVENUES										
4004 INTERGOVERNMENTAL REVENUE	15,427.43	30,854.86	15	0.00	0	0.00	0	0.00	214,435.00	214,435.00
4005 FINES AND FORFEITURES	42,366.03	42,366.03	7	0.00	0	0.00	0	0.00	610,000.00	610,000.00
4007 CHARGES FOR SERVICES	8,309.40	8,309.40	11	0.00	0	0.00	0	0.00	85,000.00	85,000.00
TOTAL REVENUES	66,102.86	81,530.29	9	0.00	0	0.00	0	0.00	909,435.00	909,435.00
EXPENDITURES										
5001 SALARIES AND WAGES	174,959.41	316,962.58	14	0.00	0	49,297.37	2	0.00	2,402,193.00	2,352,895.63
5010 COMMODITIES	2,006.38	3,022.83	9	5,183.08	15	6,048.06	18	0.00	34,275.00	28,226.94
5020 SERVICES	7,694.16	50,810.41	35	8,336.71	6	52,801.14	37	0.00	143,210.00	90,408.86
TOTAL EXPENDITURES	184,659.95	370,795.82	15	13,519.79	1	108,146.57	4	0.00	2,579,678.00	2,471,531.43
OTHER FINANCING SOURCES (USES)										
TOTAL OTHER FINANCING SOURCES (USES)	0.00	0.00		0.00		0.00		0.00	0.00	0.00
NET CHANGE IN FUND BALANCE	118,557.09	289,265.53		13,519.79		108,146.57		0.00	1,670,243.00	1,562,096.43



FUND DEPT 1080-042 : GENERAL CORPORATE - CORONER

3/11/2022 2:00:11 PM


PERIOD ENDING 2/28/2022

	ACTUAL LAST YEAR			ACTUAL THIS YEAR				ENCUMBRANCE	BUDGET	UNENCUMBERED BALANCE
	CURRENT MONTH	YEAR TO DATE	%	CURRENT MONTH	%	YEAR TO DATE	%			
REVENUES										
4004 INTERGOVERNMENTAL REVENUE	0.00	0.00	0	0.00	0	0.00	0	0.00	11,300.00	11,300.00
4007 CHARGES FOR SERVICES	0.00	0.00	0	9,765.00	17	13,953.00	24	0.00	58,000.00	44,047.00
TOTAL REVENUES	0.00	0.00	0	9,765.00	14	13,953.00	20	0.00	69,300.00	55,347.00
EXPENDITURES										
5001 SALARIES AND WAGES	29,312.93	54,765.32	15	0.00	0	9,635.24	2	0.00	503,744.00	494,108.76
5003 FRINGE BENEFITS	0.00	0.00	0	100.00	8	100.00	8	0.00	1,200.00	1,100.00
5010 COMMODITIES	1,684.41	1,877.69	9	1,107.27	4	1,107.27	4	0.00	25,997.00	24,889.73
5020 SERVICES	10,060.68	10,828.36	6	8,502.12	4	9,139.68	5	0.00	198,938.00	189,798.32
TOTAL EXPENDITURES	41,058.02	67,471.37	11	9,709.39	1	19,982.19	3	0.00	729,879.00	709,896.81
NET CHANGE IN FUND BALANCE	41,058.02	67,471.37		-55.61		6,029.19		0.00	660,579.00	654,549.81



PERIOD ENDING 2/28/2022

	ACTUAL LAST YEAR			ACTUAL THIS YEAR				ENCUMBRANCE	BUDGET	UNENCUMBERED BALANCE
	CURRENT MONTH	YEAR TO DATE	%	CURRENT MONTH	%	YEAR TO DATE	%			
REVENUES										
4004 INTERGOVERNMENTAL REVENUE	50,630.83	50,630.83	84	0.00	0	0.00	0	0.00	60,500.00	60,500.00
TOTAL REVENUES	50,630.83	50,630.83	84	0.00	0	0.00	0	0.00	60,500.00	60,500.00
EXPENDITURES										
5001 SALARIES AND WAGES	10,086.20	18,155.16	14	0.00	0	2,591.30	2	0.00	135,451.00	132,859.70
5010 COMMODITIES	92.01	92.01	3	367.54	10	367.54	10	0.00	3,535.00	3,167.46
5020 SERVICES	809.28	979.23	3	1,125.68	4	1,396.88	5	0.00	28,557.00	27,160.12
TOTAL EXPENDITURES	10,987.49	19,226.40	12	1,493.22	1	4,355.72	3	0.00	167,543.00	163,187.28
NET CHANGE IN FUND BALANCE	-39,643.34	-31,404.43		1,493.22		4,355.72		0.00	107,043.00	102,687.28



FUND DEPT 1080-049 : GENERAL CORPORATE - BOARD OF HEALTH

3/11/2022 2:00:11 PM

PERIOD ENDING 2/28/2022

	ACTUAL LAST YEAR			ACTUAL THIS YEAR				ENCUMBRANCE	BUDGET	UNENCUMBERED BALANCE
	CURRENT MONTH	YEAR TO DATE	%	CURRENT MONTH	%	YEAR TO DATE	%			
REVENUES										
TOTAL REVENUES	0.00	0.00	0	0.00	0	0.00	0	0.00	0.00	0.00
NET CHANGE IN FUND BALANCE	0.00	0.00		0.00		0.00		0.00	0.00	0.00



FUND DEPT 1080-051 : GENERAL CORPORATE - JUVENILE DETENTION CENTER

3/11/2022 2:00:11 PM

PERIOD ENDING 2/28/2022

	ACTUAL LAST YEAR			ACTUAL THIS YEAR				ENCUMBRANCE	BUDGET	UNENCUMBERED BALANCE
	CURRENT MONTH	YEAR TO DATE	%	CURRENT MONTH	%	YEAR TO DATE	%			
REVENUES										
4004 INTERGOVERNMENTAL REVENUE	0.00	0.00	0	0.00	0	0.00	0	0.00	1,456,449.00	1,456,449.00
4007 CHARGES FOR SERVICES	1,503.00	1,503.00	0	0.00	0	0.00	0	0.00	0.00	0.00
TOTAL REVENUES	1,503.00	1,503.00	0	0.00	0	0.00	0	0.00	1,456,449.00	1,456,449.00
EXPENDITURES										
5001 SALARIES AND WAGES	114,809.47	201,276.08	13	0.00	0	24,077.20	2	0.00	1,593,219.00	1,569,141.80
5010 COMMODITIES	1,945.09	4,244.37	15	2,891.61	9	5,075.19	15	0.00	34,000.00	28,924.81
5020 SERVICES	13,040.30	36,456.62	17	18,309.30	9	35,449.33	17	0.00	213,760.00	178,310.67
TOTAL EXPENDITURES	129,794.86	241,977.07	13	21,200.91	1	64,601.72	4	0.00	1,840,979.00	1,776,377.28
OTHER FINANCING SOURCES (USES)										
TOTAL OTHER FINANCING SOURCES (USES)	0.00	0.00		0.00		0.00		0.00	0.00	0.00
NET CHANGE IN FUND BALANCE	128,291.86	240,474.07		21,200.91		64,601.72		0.00	384,530.00	319,928.28



FUND DEPT 1080-052 : GENERAL CORPORATE - COURT SERVICES - PROBATION

3/11/2022 2:00:11 PM

PERIOD ENDING 2/28/2022

	ACTUAL LAST YEAR			ACTUAL THIS YEAR				ENCUMBRANCE	BUDGET	UNENCUMBERED BALANCE
	CURRENT MONTH	YEAR TO DATE	%	CURRENT MONTH	%	YEAR TO DATE	%			
REVENUES										
4004 INTERGOVERNMENTAL REVENUE	0.00	0.00	0	0.00	0	0.00	0	0.00	934,365.00	934,365.00
TOTAL REVENUES	0.00	0.00	0	0.00	0	0.00	0	0.00	934,365.00	934,365.00
EXPENDITURES										
5001 SALARIES AND WAGES	122,557.10	220,195.14	13	0.00	0	30,744.50	2	0.00	1,689,567.00	1,658,822.50
5010 COMMODITIES	754.50	859.76	5	769.07	4	1,285.55	7	0.00	17,575.00	16,289.45
5020 SERVICES	706.70	870.83	9	149.62	2	373.92	4	0.00	9,600.00	9,226.08
TOTAL EXPENDITURES	124,018.30	221,925.73	13	918.69	0	32,403.97	2	0.00	1,716,742.00	1,684,338.03
OTHER FINANCING SOURCES (USES)										
TOTAL OTHER FINANCING SOURCES (USES)	0.00	0.00		0.00		0.00		0.00	0.00	0.00
NET CHANGE IN FUND BALANCE	124,018.30	221,925.73		918.69		32,403.97		0.00	782,377.00	749,973.03



FUND DEPT 1080-053 : GENERAL CORPORATE - MENTAL HEALTH BOARD

3/11/2022 2:00:11 PM

PERIOD ENDING 2/28/2022

	ACTUAL LAST YEAR			ACTUAL THIS YEAR				ENCUMBRANCE	BUDGET	UNENCUMBERED BALANCE
	CURRENT MONTH	YEAR TO DATE	%	CURRENT MONTH	%	YEAR TO DATE	%			
EXPENDITURES										
TOTAL EXPENDITURES	0.00	0.00	0	0.00	0	0.00	0	0.00	0.00	0.00
NET CHANGE IN FUND BALANCE	0.00	0.00		0.00		0.00		0.00	0.00	0.00



FUND DEPT 1080-057 : GENERAL CORPORATE - DEPUTY SHERIFF MERIT COMM

3/11/2022 2:00:11 PM

PERIOD ENDING 2/28/2022

	ACTUAL LAST YEAR			ACTUAL THIS YEAR				ENCUMBRANCE	BUDGET	UNENCUMBERED BALANCE
	CURRENT MONTH	YEAR TO DATE	%	CURRENT MONTH	%	YEAR TO DATE	%			
EXPENDITURES										
5001 SALARIES AND WAGES	0.00	0.00	0	0.00	0	0.00	0	0.00	950.00	950.00
5010 COMMODITIES	0.00	0.00	0	0.00	0	0.00	0	0.00	300.00	300.00
5020 SERVICES	4,257.50	4,257.50	24	481.00	3	481.00	3	0.00	17,891.00	17,410.00
TOTAL EXPENDITURES	4,257.50	4,257.50	22	481.00	3	481.00	3	0.00	19,141.00	18,660.00
NET CHANGE IN FUND BALANCE	4,257.50	4,257.50		481.00		481.00		0.00	19,141.00	18,660.00



PERIOD ENDING 2/28/2022

	ACTUAL LAST YEAR			ACTUAL THIS YEAR				ENCUMBRANCE	BUDGET	UNENCUMBERED BALANCE
	CURRENT MONTH	YEAR TO DATE	%	CURRENT MONTH	%	YEAR TO DATE	%			
REVENUES										
4007 CHARGES FOR SERVICES	0.00	0.00	0	0.00	0	0.00	0	0.00	59,000.00	59,000.00
4009 MISCELLANEOUS REVENUES	915.40	1,871.47	6	531.91	2	1,395.02	4	0.00	34,000.00	32,604.98
4010 RENTS AND ROYALTIES	30,836.03	247,618.12	29	15,166.12	2	30,032.48	3	0.00	894,386.00	864,353.52
TOTAL REVENUES	31,751.43	249,489.59	26	15,698.03	2	31,427.50	3	0.00	987,386.00	955,958.50
EXPENDITURES										
5001 SALARIES AND WAGES	79,540.58	140,149.54	14	0.00	0	18,705.33	2	0.00	1,018,575.00	999,869.67
5010 COMMODITIES	7,163.70	20,840.11	18	8,702.35	7	23,689.50	20	0.00	119,173.00	95,483.50
5020 SERVICES	99,020.83	138,354.97	8	75,924.12	4	101,954.17	6	0.00	1,744,431.00	1,642,476.83
5050 INTEREST AND FISCAL CHARGES	0.00	0.00	0	0.00	0	0.00	0	0.00	184,275.00	184,275.00
TOTAL EXPENDITURES	185,725.11	299,344.62	10	84,626.47	3	144,349.00	5	0.00	3,066,454.00	2,922,105.00
OTHER FINANCING SOURCES (USES)										
6001 OTHER FINANCING SOURCES	0.00	0.00	0	0.00	0	0.00	0	0.00	800,000.00	800,000.00
7001 OTHER FINANCING USES	0.00	0.00	0	0.00	0	0.00	0	0.00	-2,150,000.00	-2,150,000.00
TOTAL OTHER FINANCING SOURCES (USES)	0.00	0.00		0.00		0.00		0.00	-1,350,000.00	-1,350,000.00
NET CHANGE IN FUND BALANCE	153,973.68	49,855.03		68,928.44		112,921.50		0.00	3,429,068.00	3,316,146.50



FUND DEPT 1080-072 : GENERAL CORPORATE - ADA COMPLIANCE

3/11/2022 2:00:11 PM

PERIOD ENDING 2/28/2022

	ACTUAL LAST YEAR			ACTUAL THIS YEAR				ENCUMBRANCE	BUDGET	UNENCUMBERED BALANCE
	CURRENT MONTH	YEAR TO DATE	%	CURRENT MONTH	%	YEAR TO DATE	%			
EXPENDITURES										
TOTAL EXPENDITURES	0.00	0.00	0	0.00	0	0.00	0	0.00	0.00	0.00
NET CHANGE IN FUND BALANCE	0.00	0.00		0.00		0.00		0.00	0.00	0.00



FUND DEPT 1080-075 : GENERAL CORPORATE - GENERAL COUNTY

3/11/2022 2:00:11 PM

PERIOD ENDING 2/28/2022

	ACTUAL LAST YEAR			ACTUAL THIS YEAR				ENCUMBRANCE	BUDGET	UNENCUMBERED BALANCE
	CURRENT MONTH	YEAR TO DATE	%	CURRENT MONTH	%	YEAR TO DATE	%			
REVENUES										
4001 PROPERTY TAX	0.00	0.00	0	0.00	0	0.00	0	0.00	13,339,312.00	13,339,312.00
4002 LOCAL SALES TAX	1,632.61	1,632.61	3	0.00	0	0.00	0	0.00	56,000.00	56,000.00
4003 OTHER TAXES	0.00	0.00	0	0.00	0	0.00	0	0.00	10,000.00	10,000.00
4004 INTERGOVERNMENTAL REVENUE	58,274.43	58,274.43	0	9,625.42	0	9,625.42	0	0.00	15,331,980.00	15,322,354.58
4007 CHARGES FOR SERVICES	1,080.00	1,280.00	4	0.00	0	0.00	0	0.00	30,000.00	30,000.00
4008 INVESTMENT EARNINGS	0.00	0.00	0	0.00	0	0.00	0	0.00	10,000.00	10,000.00
TOTAL REVENUES	60,987.04	61,187.04	0	9,625.42	0	9,625.42	0	0.00	28,777,292.00	28,767,666.58
EXPENDITURES										
5003 FRINGE BENEFITS	248,710.37	250,264.67	7	252,433.19	8	253,987.49	8	0.00	3,300,000.00	3,046,012.51
5020 SERVICES	2,510.00	62,117.68	18	23,030.00	4	83,360.00	13	0.00	625,090.00	541,730.00
5050 INTEREST AND FISCAL CHARGES	0.00	0.00	0	0.00	0	0.00	0	0.00	1,500.00	1,500.00
TOTAL EXPENDITURES	251,220.37	312,382.35	8	275,463.19	7	337,347.49	9	0.00	3,926,590.00	3,589,242.51
OTHER FINANCING SOURCES (USES)										
6001 OTHER FINANCING SOURCES	0.00	0.00	0	0.00	0	0.00	0	0.00	109,196.00	109,196.00
7001 OTHER FINANCING USES	0.00	0.00	0	0.00	0	0.00	0	0.00	-5,007,674.00	-5,007,674.00
TOTAL OTHER FINANCING SOURCES (USES)	0.00	0.00		0.00		0.00		0.00	-4,898,478.00	-4,898,478.00
NET CHANGE IN FUND BALANCE	190,233.33	251,195.31		265,837.77		327,722.07		0.00	-19,952,224.00	-20,279,946.07



FUND DEPT 1080-077 : GENERAL CORPORATE - ZONING AND ENFORCE (P&Z)

3/11/2022 2:00:11 PM


PERIOD ENDING 2/28/2022

	ACTUAL LAST YEAR			ACTUAL THIS YEAR				ENCUMBRANCE	BUDGET	UNENCUMBERED BALANCE
	CURRENT MONTH	YEAR TO DATE	%	CURRENT MONTH	%	YEAR TO DATE	%			
REVENUES										
4006 LICENSES AND PERMITS	1,685.00	1,685.00	4	4,352.00	2	6,777.00	3	0.00	217,006.00	210,229.00
4007 CHARGES FOR SERVICES	1,700.00	1,700.00	18	0.00	0	300.00	2	0.00	12,722.00	12,422.00
4009 MISCELLANEOUS REVENUES	500.00	500.00	250	0.00	0	0.00	0	0.00	2,000.00	2,000.00
TOTAL REVENUES	3,885.00	3,885.00	7	4,352.00	2	7,077.00	3	0.00	231,728.00	224,651.00
EXPENDITURES										
5001 SALARIES AND WAGES	27,299.21	48,877.17	11	0.00	0	15,970.05	3	0.00	509,109.00	493,138.95
5010 COMMODITIES	22.31	1,523.26	31	74.40	2	1,632.32	33	0.00	4,915.00	3,282.68
5020 SERVICES	1,859.91	2,450.76	12	418.80	2	418.80	2	0.00	20,727.00	20,308.20
TOTAL EXPENDITURES	29,181.43	52,851.19	11	493.20	0	18,021.17	3	0.00	534,751.00	516,729.83
NET CHANGE IN FUND BALANCE	25,296.43	48,966.19		-3,858.80		10,944.17		0.00	303,023.00	292,078.83

FUND DEPT 1080-124 : GENERAL CORPORATE - REGIONAL OFFICE EDUCATION

3/11/2022 2:00:11 PM

PERIOD ENDING 2/28/2022



	ACTUAL LAST YEAR			ACTUAL THIS YEAR				ENCUMBRANCE	BUDGET	UNENCUMBERED BALANCE
	CURRENT MONTH	YEAR TO DATE	%	CURRENT MONTH	%	YEAR TO DATE	%			
EXPENDITURES										
5020 SERVICES	0.00	0.00	0	0.00	0	39,037.02	17	0.00	234,222.00	195,184.98
TOTAL EXPENDITURES	0.00	0.00	0	0.00	0	39,037.02	17	0.00	234,222.00	195,184.98
NET CHANGE IN FUND BALANCE	0.00	0.00		0.00		39,037.02		0.00	234,222.00	195,184.98



FUND DEPT 1080-127 : GENERAL CORPORATE - VETERANS ASSISTNC COMMISSN

3/11/2022 2:00:11 PM

PERIOD ENDING 2/28/2022

	ACTUAL LAST YEAR			ACTUAL THIS YEAR				ENCUMBRANCE	BUDGET	UNENCUMBERED BALANCE
	CURRENT MONTH	YEAR TO DATE	%	CURRENT MONTH	%	YEAR TO DATE	%			
REVENUES										
4009 MISCELLANEOUS REVENUES	548.00	548.00	0	0.00	0	0.00	0	0.00	0.00	0.00
TOTAL REVENUES	548.00	548.00	0	0.00	0	0.00	0	0.00	0.00	0.00
EXPENDITURES										
5001 SALARIES AND WAGES	3,350.70	6,031.26	13	0.00	0	920.16	2	0.00	48,318.00	47,397.84
5020 SERVICES	7,127.00	14,717.06	18	7,910.00	9	14,985.00	17	0.00	88,631.00	73,646.00
TOTAL EXPENDITURES	10,477.70	20,748.32	16	7,910.00	6	15,905.16	12	0.00	136,949.00	121,043.84
NET CHANGE IN FUND BALANCE	9,929.70	20,200.32		7,910.00		15,905.16		0.00	136,949.00	121,043.84



FUND DEPT 1080-130 : GENERAL CORPORATE - CIRC CLK SUPPORT ENFORCE

3/11/2022 2:00:11 PM

PERIOD ENDING 2/28/2022

	ACTUAL LAST YEAR			ACTUAL THIS YEAR				ENCUMBRANCE	BUDGET	UNENCUMBERED BALANCE
	CURRENT MONTH	YEAR TO DATE	%	CURRENT MONTH	%	YEAR TO DATE	%			
REVENUES										
4004 INTERGOVERNMENTAL REVENUE	0.00	0.00	0	0.00	0	0.00	0	0.00	12,896.00	12,896.00
TOTAL REVENUES	0.00	0.00	0	0.00	0	0.00	0	0.00	12,896.00	12,896.00
EXPENDITURES										
5001 SALARIES AND WAGES	3,197.00	5,775.10	14	0.00	0	0.00	0	0.00	12,896.00	12,896.00
TOTAL EXPENDITURES	3,197.00	5,775.10	14	0.00	0	0.00	0	0.00	12,896.00	12,896.00
OTHER FINANCING SOURCES (USES)										
TOTAL OTHER FINANCING SOURCES (USES)	0.00	0.00		0.00		0.00		0.00	0.00	0.00
NET CHANGE IN FUND BALANCE	3,197.00	5,775.10		0.00		0.00		0.00	0.00	0.00



FUND DEPT 1080-140 : GENERAL CORPORATE - CORRECTIONAL CENTER

3/11/2022 2:00:11 PM

PERIOD ENDING 2/28/2022

	ACTUAL LAST YEAR			ACTUAL THIS YEAR				ENCUMBRANCE	BUDGET	UNENCUMBERED BALANCE
	CURRENT MONTH	YEAR TO DATE	%	CURRENT MONTH	%	YEAR TO DATE	%			
REVENUES										
4004 INTERGOVERNMENTAL REVENUE	0.00	0.00	0	0.00	0	0.00	0	0.00	112,405.00	112,405.00
4007 CHARGES FOR SERVICES	48,108.97	48,108.97	10	0.00	0	0.00	0	0.00	422,875.00	422,875.00
4009 MISCELLANEOUS REVENUES	100.00	370.36	1	0.00	0	0.00	0	0.00	22,500.00	22,500.00
TOTAL REVENUES	48,208.97	48,479.33	8	0.00	0	0.00	0	0.00	557,780.00	557,780.00
EXPENDITURES										
5001 SALARIES AND WAGES	233,192.61	419,907.39	15	0.00	0	72,292.86	2	0.00	3,165,297.00	3,093,004.14
5002 LAW ENFORCEMENT SALARIES	159,156.94	289,584.76	12	0.00	0	39,476.60	2	0.00	2,127,885.00	2,088,408.40
5003 FRINGE BENEFITS	194.76	230.75	58	0.00	0	0.00	0	0.00	395.00	395.00
5010 COMMODITIES	29,971.73	33,313.57	13	15,269.99	6	31,096.19	12	0.00	265,275.00	234,178.81
5020 SERVICES	97,846.12	227,752.12	16	188,571.25	8	344,331.21	14	0.00	2,421,800.00	2,077,468.79
TOTAL EXPENDITURES	520,362.16	970,788.59	14	203,841.24	3	487,196.86	6	0.00	7,980,652.00	7,493,455.14
OTHER FINANCING SOURCES (USES)										
6001 OTHER FINANCING SOURCES	0.00	0.00	0	0.00	0	0.00	0	0.00	1,096,056.00	1,096,056.00
TOTAL OTHER FINANCING SOURCES (USES)	0.00	0.00		0.00		0.00		0.00	1,096,056.00	1,096,056.00
NET CHANGE IN FUND BALANCE	472,153.19	922,309.26		203,841.24		487,196.86		0.00	6,326,816.00	5,839,619.14




FUND DEPT 1080-141 : GENERAL CORPORATE - STS ATTY SUPPORT ENFORCE

3/11/2022 2:00:11 PM


PERIOD ENDING 2/28/2022

	ACTUAL LAST YEAR			ACTUAL THIS YEAR				ENCUMBRANCE	BUDGET	UNENCUMBERED BALANCE
	CURRENT MONTH	YEAR TO DATE	%	CURRENT MONTH	%	YEAR TO DATE	%			
REVENUES										
4004 INTERGOVERNMENTAL REVENUE	0.00	0.00	0	0.00	0	0.00	0	0.00	324,550.00	324,550.00
TOTAL REVENUES	0.00	0.00	0	0.00	0	0.00	0	0.00	324,550.00	324,550.00
EXPENDITURES										
5001 SALARIES AND WAGES	13,345.60	24,022.08	10	0.00	0	4,599.41	2	0.00	229,377.00	224,777.59
5003 FRINGE BENEFITS	5,089.02	5,608.63	6	4,326.17	5	4,872.56	5	0.00	88,706.00	83,833.44
5010 COMMODITIES	31.84	285.79	3	71.79	1	448.76	5	0.00	9,875.00	9,426.24
5020 SERVICES	83.09	83.09	0	41.45	0	202.90	1	0.00	27,625.00	27,422.10
TOTAL EXPENDITURES	18,549.55	29,999.59	8	4,439.41	1	10,123.63	3	0.00	355,583.00	345,459.37
NET CHANGE IN FUND BALANCE	18,549.55	29,999.59		4,439.41		10,123.63		0.00	31,033.00	20,909.37



PERIOD ENDING 2/28/2022

	ACTUAL LAST YEAR			ACTUAL THIS YEAR				ENCUMBRANCE	BUDGET	UNENCUMBERED BALANCE
	CURRENT MONTH	YEAR TO DATE	%	CURRENT MONTH	%	YEAR TO DATE	%			
REVENUES										
4004 INTERGOVERNMENTAL REVENUE	710,972.30	1,096,011.09	5	369,148.10	1	990,656.14	4	0.00	27,979,014.00	26,988,357.86
4007 CHARGES FOR SERVICES	191,465.73	203,085.82	12	105,239.67	6	129,700.37	8	0.00	1,711,700.00	1,581,999.63
4008 INVESTMENT EARNINGS	0.00	0.00	0	0.25	0	0.25	0	0.00	5,000.00	4,999.75
4009 MISCELLANEOUS REVENUES	0.00	0.00	0	0.00	0	0.00	0	0.00	86,500.00	86,500.00
TOTAL REVENUES	902,438.03	1,299,096.91	6	474,388.02	2	1,120,356.76	4	0.00	29,782,214.00	28,661,857.24
EXPENDITURES										
5001 SALARIES AND WAGES	378,141.56	688,269.23	11	0.00	0	105,429.81	1	0.00	7,565,764.00	7,460,334.19
5003 FRINGE BENEFITS	114,538.86	129,187.27	11	68,024.76	4	80,384.16	5	0.00	1,701,445.00	1,621,060.84
5010 COMMODITIES	12,476.22	27,120.67	5	10,183.89	3	16,557.21	5	0.00	330,023.00	313,465.79
5020 SERVICES	778,747.36	1,182,930.10	9	908,290.70	5	2,059,928.75	10	81,264.13	20,103,795.00	18,043,866.25
8000 CAPITAL OUTLAY	0.00	0.00	0	0.00	0	0.00	0	0.00	90,000.00	90,000.00
TOTAL EXPENDITURES	1,283,904.00	2,027,507.27	9	986,499.35	3	2,262,299.93	8	81,264.13	29,791,027.00	27,528,727.07
OTHER FINANCING SOURCES (USES)										
6001 OTHER FINANCING SOURCES	5,695.54	21,784.04	6	5,334.48	1	5,334.48	1	0.00	437,493.00	432,158.52
7001 OTHER FINANCING USES	-4,668.25	-20,756.75	4	-5,334.48	2	-5,334.48	2	0.00	-320,715.00	-315,380.52
TOTAL OTHER FINANCING SOURCES (USES)	1,027.29	1,027.29		0.00		0.00		0.00	116,778.00	116,778.00
NET CHANGE IN FUND BALANCE	380,438.68	727,383.07		512,111.33		1,141,943.17		81,264.13	-107,965.00	-1,249,908.17



FUND DEPT 2076-011 : TORT IMMUNITY TAX FUND - SOLID WASTE MGMT

3/11/2022 2:00:11 PM

PERIOD ENDING 2/28/2022

	ACTUAL LAST YEAR			ACTUAL THIS YEAR				ENCUMBRANCE	BUDGET	UNENCUMBERED BALANCE
	CURRENT MONTH	YEAR TO DATE	%	CURRENT MONTH	%	YEAR TO DATE	%			
EXPENDITURES										
TOTAL EXPENDITURES	0.00	0.00	0	0.00	0	0.00	0	0.00	0.00	0.00
NET CHANGE IN FUND BALANCE	0.00	0.00		0.00		0.00		0.00	0.00	0.00



FUND DEPT 2076-075 : TORT IMMUNITY TAX FUND - GENERAL COUNTY

3/11/2022 2:00:11 PM

PERIOD ENDING 2/28/2022

	ACTUAL LAST YEAR			ACTUAL THIS YEAR				ENCUMBRANCE	BUDGET	UNENCUMBERED BALANCE
	CURRENT MONTH	YEAR TO DATE	%	CURRENT MONTH	%	YEAR TO DATE	%			
REVENUES										
4001 PROPERTY TAX	0.00	0.00	0	0.00	0	0.00	0	0.00	3,643,009.00	3,643,009.00
4003 OTHER TAXES	0.00	0.00	0	0.00	0	0.00	0	0.00	2,000.00	2,000.00
TOTAL REVENUES	0.00	0.00	0	0.00	0	0.00	0	0.00	3,645,009.00	3,645,009.00
EXPENDITURES										
5003 FRINGE BENEFITS	60,239.74	60,239.74	6	76,923.86	7	76,923.86	7	0.00	1,100,000.00	1,023,076.14
5020 SERVICES	0.00	0.00	0	0.00	0	0.00	0	0.00	1,200,000.00	1,200,000.00
TOTAL EXPENDITURES	60,239.74	60,239.74	3	76,923.86	3	76,923.86	3	0.00	2,300,000.00	2,223,076.14
OTHER FINANCING SOURCES (USES)										
TOTAL OTHER FINANCING SOURCES (USES)	0.00	0.00		0.00		0.00		0.00	0.00	0.00
NET CHANGE IN FUND BALANCE	60,239.74	60,239.74		76,923.86		76,923.86		0.00	-1,345,009.00	-1,421,932.86




FUND DEPT 2083-060 : COUNTY HIGHWAY - HIGHWAY

3/11/2022 2:00:11 PM

PERIOD ENDING 2/28/2022

	ACTUAL LAST YEAR			ACTUAL THIS YEAR				ENCUMBRANCE	BUDGET	UNENCUMBERED BALANCE
	CURRENT MONTH	YEAR TO DATE	%	CURRENT MONTH	%	YEAR TO DATE	%			
REVENUES										
4001 PROPERTY TAX	0.00	0.00	0	0.00	0	0.00	0	0.00	2,941,601.00	2,941,601.00
4004 INTERGOVERNMENTAL REVENUE	0.00	0.00	0	0.00	0	0.00	0	0.00	250,000.00	250,000.00
4007 CHARGES FOR SERVICES	6,280.29	6,480.29	1	3,100.84	1	3,150.84	1	0.00	555,000.00	551,849.16
4008 INVESTMENT EARNINGS	0.00	0.00	0	0.00	0	0.00	0	0.00	3,000.00	3,000.00
4009 MISCELLANEOUS REVENUES	350.00	633.00	0	0.00	0	0.00	0	0.00	0.00	0.00
TOTAL REVENUES	6,630.29	7,113.29	0	3,100.84	0	3,150.84	0	0.00	3,749,601.00	3,746,450.16
EXPENDITURES										
5001 SALARIES AND WAGES	160,874.87	261,057.18	17	0.00	0	28,731.27	2	0.00	1,554,264.00	1,525,532.73
5003 FRINGE BENEFITS	39,667.00	44,900.92	8	23,100.97	4	26,479.23	5	0.00	554,589.00	528,109.77
5010 COMMODITIES	17,799.20	20,652.05	9	1,874.86	1	19,555.20	8	0.00	234,000.00	214,444.80
5020 SERVICES	40,878.85	87,974.55	15	21,779.36	4	77,421.88	12	6,071.79	621,960.40	544,538.52
8000 CAPITAL OUTLAY	69,844.70	69,844.70	11	0.00	0	0.00	0	0.00	710,000.00	710,000.00
TOTAL EXPENDITURES	329,064.62	484,429.40	14	46,755.19	1	152,187.58	4	6,071.79	3,674,813.40	3,522,625.82
OTHER FINANCING SOURCES (USES)										
6001 OTHER FINANCING SOURCES	0.00	0.00	0	0.00	0	0.00	0	0.00	47,000.00	47,000.00
7001 OTHER FINANCING USES	-12,675.05	-12,675.05	8	0.00	0	0.00	0	0.00	-121,539.60	-121,539.60
TOTAL OTHER FINANCING SOURCES (USES)	-12,675.05	-12,675.05		0.00		0.00		0.00	-74,539.60	-74,539.60
NET CHANGE IN FUND BALANCE	335,109.38	489,991.16		43,654.35		149,036.74		6,071.79	-248.00	-149,284.74



FUND DEPT 2083-062 : COUNTY HIGHWAY - HIGHWAY BUILDING CAPITAL

3/11/2022 2:00:11 PM

PERIOD ENDING 2/28/2022

	ACTUAL LAST YEAR			ACTUAL THIS YEAR				ENCUMBRANCE	BUDGET	UNENCUMBERED BALANCE
	CURRENT MONTH	YEAR TO DATE	%	CURRENT MONTH	%	YEAR TO DATE	%			
REVENUES										
TOTAL REVENUES	0.00	0.00	0	0.00	0	0.00	0	0.00	0.00	0.00
EXPENDITURES										
5020 SERVICES	0.00	0.00	0	0.00	0	0.00	0	0.00	100,000.00	100,000.00
TOTAL EXPENDITURES	0.00	0.00	0	0.00	0	0.00	0	0.00	100,000.00	100,000.00
OTHER FINANCING SOURCES (USES)										
6001 OTHER FINANCING SOURCES	0.00	0.00	0	0.00	0	0.00	0	0.00	116,000.00	116,000.00
TOTAL OTHER FINANCING SOURCES (USES)	0.00	0.00		0.00		0.00		0.00	116,000.00	116,000.00
NET CHANGE IN FUND BALANCE	0.00	0.00		0.00		0.00		0.00	-16,000.00	-16,000.00



FUND DEPT 2084-060 : COUNTY BRIDGE - HIGHWAY

3/11/2022 2:00:11 PM

PERIOD ENDING 2/28/2022

	ACTUAL LAST YEAR			ACTUAL THIS YEAR				ENCUMBRANCE	BUDGET	UNENCUMBERED BALANCE
	CURRENT MONTH	YEAR TO DATE	%	CURRENT MONTH	%	YEAR TO DATE	%			
REVENUES										
4001 PROPERTY TAX	0.00	0.00	0	0.00	0	0.00	0	0.00	1,477,663.00	1,477,663.00
4004 INTERGOVERNMENTAL REVENUE	550.00	550.00	0	0.00	0	90,367.43	181	0.00	50,000.00	-40,367.43
4008 INVESTMENT EARNINGS	0.00	0.00	0	0.00	0	0.00	0	0.00	2,000.00	2,000.00
TOTAL REVENUES	550.00	550.00	0	0.00	0	90,367.43	6	0.00	1,529,663.00	1,439,295.57
EXPENDITURES										
5020 SERVICES	1,100.00	4,430.85	3	0.00	0	1,413.62	1	0.00	266,413.62	265,000.00
8000 CAPITAL OUTLAY	15,409.15	15,409.15	1	0.00	0	121,068.80	10	0.00	1,260,000.00	1,138,931.20
TOTAL EXPENDITURES	16,509.15	19,840.00	1	0.00	0	122,482.42	8	0.00	1,526,413.62	1,403,931.20
OTHER FINANCING SOURCES (USES)										
7001 OTHER FINANCING USES	-1,863.69	-1,863.69	27	0.00	0	0.00	0	0.00	-1,586.38	-1,586.38
TOTAL OTHER FINANCING SOURCES (USES)	-1,863.69	-1,863.69		0.00		0.00		0.00	-1,586.38	-1,586.38
NET CHANGE IN FUND BALANCE	17,822.84	21,153.69		0.00		32,114.99		0.00	-1,663.00	-33,777.99



FUND DEPT 2085-060 : COUNTY MOTOR FUEL TAX - HIGHWAY

3/11/2022 2:00:11 PM

PERIOD ENDING 2/28/2022

	ACTUAL LAST YEAR			ACTUAL THIS YEAR				ENCUMBRANCE	BUDGET	UNENCUMBERED BALANCE
	CURRENT MONTH	YEAR TO DATE	%	CURRENT MONTH	%	YEAR TO DATE	%			
REVENUES										
4004 INTERGOVERNMENTAL REVENUE	0.00	0.00	0	391,086.25	10	391,086.25	10	0.00	3,832,136.00	3,441,049.75
4007 CHARGES FOR SERVICES	9,083.55	15,286.95	0	353.21	0	353.21	0	0.00	0.00	-353.21
4008 INVESTMENT EARNINGS	0.00	0.00	0	0.00	0	0.00	0	0.00	5,000.00	5,000.00
4009 MISCELLANEOUS REVENUES	0.00	0.00	0	0.00	0	740.00	0	0.00	0.00	-740.00
TOTAL REVENUES	9,083.55	15,286.95	0	391,439.46	10	392,179.46	10	0.00	3,837,136.00	3,444,956.54
EXPENDITURES										
5001 SALARIES AND WAGES	13,181.08	26,302.32	15	0.00	0	6,774.64	4	0.00	175,226.00	168,451.36
5020 SERVICES	76,270.45	80,267.18	5	25,245.47	2	100,013.21	6	-268.16	1,573,000.00	1,472,986.79
8000 CAPITAL OUTLAY	14,370.00	14,370.00	1	0.00	0	0.00	0	0.00	100,000.00	100,000.00
TOTAL EXPENDITURES	103,821.53	120,939.50	5	25,245.47	1	106,787.85	6	-268.16	1,848,226.00	1,741,438.15
NET CHANGE IN FUND BALANCE	94,737.98	105,652.55		-366,193.99		-285,391.61		-268.16	-1,988,910.00	-1,703,518.39



FUND DEPT 2088-044 : ILL.MUNICIPAL RETIREMENT - NURSING HOME

3/11/2022 2:00:11 PM

PERIOD ENDING 2/28/2022

	ACTUAL LAST YEAR			ACTUAL THIS YEAR				ENCUMBRANCE	BUDGET	UNENCUMBERED BALANCE
	CURRENT MONTH	YEAR TO DATE	%	CURRENT MONTH	%	YEAR TO DATE	%			
EXPENDITURES										
TOTAL EXPENDITURES	0.00	0.00	0	0.00	0	0.00	0	0.00	0.00	0.00
OTHER FINANCING SOURCES (USES)										
TOTAL OTHER FINANCING SOURCES (USES)	0.00	0.00		0.00		0.00		0.00	0.00	0.00
NET CHANGE IN FUND BALANCE	0.00	0.00		0.00		0.00		0.00	0.00	0.00



FUND DEPT 2088-073 : ILL.MUNICIPAL RETIREMENT - ILL.MUNICIPAL RETIREMENT

3/11/2022 2:00:11 PM

PERIOD ENDING 2/28/2022

	ACTUAL LAST YEAR			ACTUAL THIS YEAR				ENCUMBRANCE	BUDGET	UNENCUMBERED BALANCE
	CURRENT MONTH	YEAR TO DATE	%	CURRENT MONTH	%	YEAR TO DATE	%			
REVENUES										
4001 PROPERTY TAX	0.00	0.00	0	0.00	0	0.00	0	0.00	2,872,498.00	2,872,498.00
4004 INTERGOVERNMENTAL REVENUE	124,000.00	124,000.00	100	0.00	0	0.00	0	0.00	124,000.00	124,000.00
4008 INVESTMENT EARNINGS	0.00	0.00	0	0.00	0	0.00	0	0.00	850.00	850.00
TOTAL REVENUES	124,000.00	124,000.00	4	0.00	0	0.00	0	0.00	2,997,348.00	2,997,348.00
EXPENDITURES										
5003 FRINGE BENEFITS	248,570.48	248,570.48	6	0.00	0	0.00	0	0.00	3,993,045.00	3,993,045.00
TOTAL EXPENDITURES	248,570.48	248,570.48	6	0.00	0	0.00	0	0.00	3,993,045.00	3,993,045.00
OTHER FINANCING SOURCES (USES)										
6001 OTHER FINANCING SOURCES	74,691.27	96,315.23	10	19,445.85	2	19,445.85	2	0.00	996,547.00	977,101.15
TOTAL OTHER FINANCING SOURCES (USES)	74,691.27	96,315.23		19,445.85		19,445.85		0.00	996,547.00	977,101.15
NET CHANGE IN FUND BALANCE	49,879.21	28,255.25		-19,445.85		-19,445.85		0.00	-850.00	18,595.85



PERIOD ENDING 2/28/2022

	ACTUAL LAST YEAR			ACTUAL THIS YEAR				ENCUMBRANCE	BUDGET	UNENCUMBERED BALANCE
	CURRENT MONTH	YEAR TO DATE	%	CURRENT MONTH	%	YEAR TO DATE	%			
REVENUES										
4001 PROPERTY TAX	0.00	0.00	0	0.00	0	0.00	0	0.00	775,400.00	775,400.00
4003 OTHER TAXES	0.00	0.00	0	0.00	0	0.00	0	0.00	1,000.00	1,000.00
TOTAL REVENUES	0.00	0.00	0	0.00	0	0.00	0	0.00	776,400.00	776,400.00
EXPENDITURES										
5020 SERVICES	0.00	0.00	0	0.00	0	0.00	0	0.00	776,400.00	776,400.00
TOTAL EXPENDITURES	0.00	0.00	0	0.00	0	0.00	0	0.00	776,400.00	776,400.00
NET CHANGE IN FUND BALANCE	0.00	0.00		0.00		0.00		0.00	0.00	0.00



FUND DEPT 2089-049 : COUNTY PUBLIC HEALTH FUND - BOARD OF HEALTH

3/11/2022 2:00:11 PM

PERIOD ENDING 2/28/2022

	ACTUAL LAST YEAR			ACTUAL THIS YEAR				ENCUMBRANCE	BUDGET	UNENCUMBERED BALANCE
	CURRENT MONTH	YEAR TO DATE	%	CURRENT MONTH	%	YEAR TO DATE	%			
REVENUES										
4001 PROPERTY TAX	0.00	0.00	0	0.00	0	0.00	0	0.00	620,916.00	620,916.00
4004 INTERGOVERNMENTAL REVENUE	0.00	0.00	0	0.00	0	277,000.00	59	0.00	469,971.00	192,971.00
4006 LICENSES AND PERMITS	8,800.00	62,862.50	54	11,441.00	8	21,116.00	15	0.00	139,725.00	118,609.00
4008 INVESTMENT EARNINGS	0.00	0.00	0	0.00	0	0.00	0	0.00	214.00	214.00
4009 MISCELLANEOUS REVENUES	539.00	539.00	21	277,000.00	107	277,000.00	107	0.00	2,570.00	-274,430.00
				78			78			
TOTAL REVENUES	9,339.00	63,401.50	3	288,441.00	23	575,116.00	47	0.00	1,233,396.00	658,280.00
EXPENDITURES										
5020 SERVICES	4,166.66	12,499.98	1	8,333.32	1	10,171.98	1	0.00	1,547,235.00	1,537,063.02
TOTAL EXPENDITURES	4,166.66	12,499.98	1	8,333.32	1	10,171.98	1	0.00	1,547,235.00	1,537,063.02
OTHER FINANCING SOURCES (USES)										
7001 OTHER FINANCING USES	-2,686.00	-2,686.00	22	0.00	0	0.00	0	0.00	-1,161.00	-1,161.00
TOTAL OTHER FINANCING SOURCES (USES)	-2,686.00	-2,686.00		0.00		0.00		0.00	-1,161.00	-1,161.00
NET CHANGE IN FUND BALANCE	-2,486.34	-48,215.52		-280,107.68		-564,944.02		0.00	315,000.00	879,944.02



FUND DEPT 2090-053 : MENTAL HEALTH - MENTAL HEALTH BOARD

3/11/2022 2:00:11 PM

PERIOD ENDING 2/28/2022

	ACTUAL LAST YEAR			ACTUAL THIS YEAR				ENCUMBRANCE	BUDGET	UNENCUMBERED BALANCE
	CURRENT MONTH	YEAR TO DATE	%	CURRENT MONTH	%	YEAR TO DATE	%			
REVENUES										
4001 PROPERTY TAX	0.00	0.00	0	0.00	0	0.00	0	0.00	5,501,918.00	5,501,918.00
4003 OTHER TAXES	0.00	0.00	0	0.00	0	0.00	0	0.00	4,000.00	4,000.00
4004 INTERGOVERNMENTAL REVENUE	32,731.00	65,462.00	16	32,952.00	8	65,904.00	17	0.00	395,426.00	329,522.00
4008 INVESTMENT EARNINGS	0.00	0.00	0	0.00	0	0.00	0	0.00	2,000.00	2,000.00
4009 MISCELLANEOUS REVENUES	100.00	100.00	0	0.00	0	0.00	0	0.00	48,000.00	48,000.00
TOTAL REVENUES	32,831.00	65,562.00	1	32,952.00	1	65,904.00	1	0.00	5,951,344.00	5,885,440.00
EXPENDITURES										
5001 SALARIES AND WAGES	53,433.93	81,843.53	18	0.00	0	10,599.25	2	0.00	452,787.00	442,187.75
5003 FRINGE BENEFITS	8,912.63	10,286.73	7	4,546.12	3	5,818.90	4	0.00	130,974.00	125,155.10
5010 COMMODITIES	431.99	431.99	3	145.85	1	145.85	1	0.00	14,650.00	14,504.15
5020 SERVICES	420,006.86	727,686.73	14	454,065.25	8	1,333,148.43	23	0.00	5,728,351.00	4,395,202.57
TOTAL EXPENDITURES	482,785.41	820,248.98	14	458,757.22	7	1,349,712.43	21	0.00	6,326,762.00	4,977,049.57
OTHER FINANCING SOURCES (USES)										
7001 OTHER FINANCING USES	-11,644.00	-11,644.00	20	0.00	0	0.00	0	0.00	-9,800.00	-9,800.00
TOTAL OTHER FINANCING SOURCES (USES)	-11,644.00	-11,644.00		0.00		0.00		0.00	-9,800.00	-9,800.00
NET CHANGE IN FUND BALANCE	461,598.41	766,330.98		425,805.22		1,283,808.43		0.00	385,218.00	-898,590.43



FUND DEPT 2091-047 : ANIMAL CONTROL - ANIMAL CONTROL ADMIN

3/11/2022 2:00:11 PM

PERIOD ENDING 2/28/2022

	ACTUAL LAST YEAR			ACTUAL THIS YEAR				ENCUMBRANCE	BUDGET	UNENCUMBERED BALANCE
	CURRENT MONTH	YEAR TO DATE	%	CURRENT MONTH	%	YEAR TO DATE	%			
REVENUES										
4006 LICENSES AND PERMITS	11,206.50	31,672.50	11	3,460.00	1	4,488.00	1	0.00	340,000.00	335,512.00
4008 INVESTMENT EARNINGS	0.00	0.00	0	0.00	0	0.00	0	0.00	1,000.00	1,000.00
4009 MISCELLANEOUS REVENUES	0.00	0.00	0	0.00	0	142.00	0	0.00	0.00	-142.00
TOTAL REVENUES	11,206.50	31,672.50	10	3,460.00	1	4,630.00	1	0.00	341,000.00	336,370.00
EXPENDITURES										
5001 SALARIES AND WAGES	8,819.90	16,000.60	15	0.00	0	3,296.88	2	0.00	168,481.00	165,184.12
5003 FRINGE BENEFITS	4,219.52	4,604.55	10	1,666.47	2	2,082.08	3	0.00	69,265.00	67,182.92
5010 COMMODITIES	813.99	813.99	6	1,736.24	14	1,736.24	14	0.00	12,100.00	10,363.76
5020 SERVICES	1,481.45	1,919.41	5	6,179.24	9	8,343.64	13	0.00	65,691.00	57,347.36
8000 CAPITAL OUTLAY	0.00	0.00	0	0.00	0	0.00	0	0.00	22,000.00	22,000.00
TOTAL EXPENDITURES	15,334.86	23,338.55	11	9,581.95	3	15,458.84	5	0.00	337,537.00	322,078.16
OTHER FINANCING SOURCES (USES)										
7001 OTHER FINANCING USES	-1,341.00	-1,341.00	25	0.00	0	0.00	0	0.00	-25.00	-25.00
TOTAL OTHER FINANCING SOURCES (USES)	-1,341.00	-1,341.00		0.00		0.00		0.00	-25.00	-25.00
NET CHANGE IN FUND BALANCE	5,469.36	-6,992.95		6,121.95		10,828.84		0.00	-3,438.00	-14,266.84



FUND DEPT 2091-247 : ANIMAL CONTROL - ANIMAL WARDEN SERVICES

3/11/2022 2:00:11 PM

PERIOD ENDING 2/28/2022

	ACTUAL LAST YEAR			ACTUAL THIS YEAR				ENCUMBRANCE	BUDGET	UNENCUMBERED BALANCE
	CURRENT MONTH	YEAR TO DATE	%	CURRENT MONTH	%	YEAR TO DATE	%			
REVENUES										
4004 INTERGOVERNMENTAL REVENUE	0.00	10,724.99	7	18,120.29	9	39,670.58	20	0.00	198,176.00	158,505.42
4005 FINES AND FORFEITURES	150.00	700.00	7	100.00	1	590.00	6	0.00	10,000.00	9,410.00
4009 MISCELLANEOUS REVENUES	0.00	0.00	0	0.00	0	0.00	0	0.00	1,540.00	1,540.00
TOTAL REVENUES	150.00	11,424.99	7	18,220.29	9	40,260.58	19	0.00	209,716.00	169,455.42
EXPENDITURES										
5001 SALARIES AND WAGES	6,335.80	11,657.32	9	0.00	0	2,780.38	2	0.00	129,788.00	127,007.62
5003 FRINGE BENEFITS	2,844.48	3,149.18	5	2,481.45	4	2,821.33	5	0.00	58,845.00	56,023.67
5010 COMMODITIES	556.93	556.93	4	1,179.12	4	1,179.12	4	0.00	30,810.00	29,630.88
5020 SERVICES	435.13	1,192.23	9	0.00	0	0.00	0	0.00	14,000.00	14,000.00
8000 CAPITAL OUTLAY	0.00	0.00	0	0.00	0	0.00	0	0.00	51,107.00	51,107.00
TOTAL EXPENDITURES	10,172.34	16,555.66	7	3,660.57	1	6,780.83	2	0.00	284,550.00	277,769.17
NET CHANGE IN FUND BALANCE	10,022.34	5,130.67		-14,559.72		-33,479.75		0.00	74,834.00	108,313.75



FUND DEPT 2091-248 : ANIMAL CONTROL - ANIMAL IMPOUND SERVICES

3/11/2022 2:00:11 PM

PERIOD ENDING 2/28/2022

	ACTUAL LAST YEAR			ACTUAL THIS YEAR				ENCUMBRANCE	BUDGET	UNENCUMBERED BALANCE
	CURRENT MONTH	YEAR TO DATE	%	CURRENT MONTH	%	YEAR TO DATE	%			
REVENUES										
4004 INTERGOVERNMENTAL REVENUE	3,394.11	13,775.49	8	3,430.00	2	3,430.00	2	0.00	165,634.00	162,204.00
4005 FINES AND FORFEITURES	378.73	2,381.73	6	623.00	1	1,654.00	4	0.00	44,800.00	43,146.00
TOTAL REVENUES	3,772.84	16,157.22	8	4,053.00	2	5,084.00	2	0.00	210,434.00	205,350.00
EXPENDITURES										
5001 SALARIES AND WAGES	8,778.10	16,146.18	14	0.00	0	2,435.92	2	0.00	141,651.00	139,215.08
5003 FRINGE BENEFITS	1,746.03	2,168.66	5	1,571.71	3	1,870.78	3	0.00	61,993.00	60,122.22
5010 COMMODITIES	2,227.70	2,315.55	8	2,483.32	8	2,483.32	8	0.00	31,700.00	29,216.68
5020 SERVICES	0.00	0.00	0	0.00	0	0.00	0	0.00	31,550.00	31,550.00
TOTAL EXPENDITURES	12,751.83	20,630.39	9	4,055.03	2	6,790.02	3	0.00	266,894.00	260,103.98
NET CHANGE IN FUND BALANCE	8,978.99	4,473.17		2.03		1,706.02		0.00	56,460.00	54,753.98



FUND DEPT 2092-074 : LAW LIBRARY - LAW LIBRARY

3/11/2022 2:00:11 PM

PERIOD ENDING 2/28/2022

	ACTUAL LAST YEAR			ACTUAL THIS YEAR				ENCUMBRANCE	BUDGET	UNENCUMBERED BALANCE
	CURRENT MONTH	YEAR TO DATE	%	CURRENT MONTH	%	YEAR TO DATE	%			
REVENUES										
4007 CHARGES FOR SERVICES	5,053.25	5,053.25	6	0.00	0	0.00	0	0.00	80,000.00	80,000.00
4008 INVESTMENT EARNINGS	0.00	0.00	0	0.00	0	0.00	0	0.00	100.00	100.00
TOTAL REVENUES	5,053.25	5,053.25	6	0.00	0	0.00	0	0.00	80,100.00	80,100.00
EXPENDITURES										
5010 COMMODITIES	662.39	662.39	1	2,824.55	7	4,497.20	11	0.00	40,500.00	36,002.80
5020 SERVICES	183.93	568.93	2	145.66	0	153.14	0	0.00	41,485.00	41,331.86
TOTAL EXPENDITURES	846.32	1,231.32	2	2,970.21	4	4,650.34	6	0.00	81,985.00	77,334.66
OTHER FINANCING SOURCES (USES)										
TOTAL OTHER FINANCING SOURCES (USES)	0.00	0.00		0.00		0.00		0.00	0.00	0.00
NET CHANGE IN FUND BALANCE	-4,206.93	-3,821.93		2,970.21		4,650.34		0.00	1,885.00	-2,765.34



FUND DEPT 2093-031 : FORECLOSURE MEDIATION FND - CIRCUIT COURT

3/11/2022 2:00:11 PM

PERIOD ENDING 2/28/2022

	ACTUAL LAST YEAR			ACTUAL THIS YEAR				ENCUMBRANCE	BUDGET	UNENCUMBERED BALANCE
	CURRENT MONTH	YEAR TO DATE	%	CURRENT MONTH	%	YEAR TO DATE	%			
REVENUES										
4007 CHARGES FOR SERVICES	300.00	300.00	2	0.00	0	0.00	0	0.00	26,600.00	26,600.00
4008 INVESTMENT EARNINGS	0.00	0.00	0	0.00	0	0.00	0	0.00	100.00	100.00
TOTAL REVENUES	300.00	300.00	2	0.00	0	0.00	0	0.00	26,700.00	26,700.00
EXPENDITURES										
5001 SALARIES AND WAGES	677.82	1,209.78	11	0.00	0	180.18	1	0.00	14,000.00	13,819.82
5003 FRINGE BENEFITS	73.49	73.49	7	5.62	0	19.41	1	0.00	1,381.00	1,361.59
5010 COMMODITIES	0.00	0.00	0	0.00	0	0.00	0	0.00	200.00	200.00
5020 SERVICES	0.00	0.00	0	0.00	0	0.00	0	0.00	18,723.00	18,723.00
TOTAL EXPENDITURES	751.31	1,283.27	6	5.62	0	199.59	1	0.00	34,304.00	34,104.41
OTHER FINANCING SOURCES (USES)										
TOTAL OTHER FINANCING SOURCES (USES)	0.00	0.00		0.00		0.00		0.00	0.00	0.00
NET CHANGE IN FUND BALANCE	451.31	983.27		5.62		199.59		0.00	7,604.00	7,404.41




FUND DEPT 2101-054 : MHB/DDB CILA FACILITIES - CILA PROJECT

3/11/2022 2:00:11 PM

PERIOD ENDING 2/28/2022

	ACTUAL LAST YEAR			ACTUAL THIS YEAR				ENCUMBRANCE	BUDGET	UNENCUMBERED BALANCE
	CURRENT MONTH	YEAR TO DATE	%	CURRENT MONTH	%	YEAR TO DATE	%			
REVENUES										
4008 INVESTMENT EARNINGS	0.00	0.00	0	0.00	0	0.00	0	0.00	200.00	200.00
TOTAL REVENUES	0.00	0.00	0	0.00	0	0.00	0	0.00	200.00	200.00
EXPENDITURES										
5010 COMMODITIES	5,170.20	5,170.20	21	0.00	0	0.00	0	0.00	6,176.00	6,176.00
5020 SERVICES	0.00	0.00	0	7,062.00	21	12,562.00	37	0.00	34,024.00	21,462.00
8000 CAPITAL OUTLAY	0.00	0.00	0	0.00	0	0.00	0	0.00	10,000.00	10,000.00
TOTAL EXPENDITURES	5,170.20	5,170.20	7	7,062.00	14	12,562.00	25	0.00	50,200.00	37,638.00
OTHER FINANCING SOURCES (USES)										
6001 OTHER FINANCING SOURCES	50,000.00	50,000.00	100	0.00	0	50,000.00	100	0.00	50,000.00	0.00
TOTAL OTHER FINANCING SOURCES (USES)	50,000.00	50,000.00		0.00		50,000.00		0.00	50,000.00	0.00
NET CHANGE IN FUND BALANCE	-44,829.80	-44,829.80		7,062.00		-37,438.00		0.00	0.00	37,438.00



FUND DEPT 2103-060 : HWY FED AID MATCHING FUND - HIGHWAY

3/11/2022 2:00:11 PM

PERIOD ENDING 2/28/2022

	ACTUAL LAST YEAR			ACTUAL THIS YEAR				ENCUMBRANCE	BUDGET	UNENCUMBERED BALANCE
	CURRENT MONTH	YEAR TO DATE	%	CURRENT MONTH	%	YEAR TO DATE	%			
REVENUES										
4001 PROPERTY TAX	0.00	0.00	0	0.00	0	0.00	0	0.00	118,945.00	118,945.00
TOTAL REVENUES	0.00	0.00	0	0.00	0	0.00	0	0.00	118,945.00	118,945.00
EXPENDITURES										
TOTAL EXPENDITURES	0.00	0.00	0	0.00	0	0.00	0	0.00	0.00	0.00
OTHER FINANCING SOURCES (USES)										
7001 OTHER FINANCING USES	-64.26	-64.26	4	0.00	0	0.00	0	0.00	-200.00	-200.00
TOTAL OTHER FINANCING SOURCES (USES)	-64.26	-64.26		0.00		0.00		0.00	-200.00	-200.00
NET CHANGE IN FUND BALANCE	64.26	64.26		0.00		0.00		0.00	-118,745.00	-118,745.00



FUND DEPT 2104-104 : EARLY CHILDHOOD FUND - EARLY CHILDHOOD DEVELOPMENT

3/11/2022 2:00:11 PM

PERIOD ENDING 2/28/2022

	ACTUAL LAST YEAR			ACTUAL THIS YEAR				ENCUMBRANCE	BUDGET	UNENCUMBERED BALANCE
	CURRENT MONTH	YEAR TO DATE	%	CURRENT MONTH	%	YEAR TO DATE	%			
REVENUES										
4004 INTERGOVERNMENTAL REVENUE	985,864.57	1,281,685.04	11	508,576.26	4	1,015,713.51	8	0.00	12,902,600.00	11,886,886.49
4007 CHARGES FOR SERVICES	6,250.00	12,990.00	12	400.00	0	400.00	0	0.00	126,800.00	126,400.00
4008 INVESTMENT EARNINGS	0.00	0.00	0	3,900.00	39	7,800.00	78	0.00	10,000.00	2,200.00
4009 MISCELLANEOUS REVENUES	0.00	112,553.75	715	294.00	2	2,585.24	20	0.00	13,000.00	10,414.76
TOTAL REVENUES	992,114.57	1,407,228.79	12	513,170.26	4	1,026,498.75	8	0.00	13,052,400.00	12,025,901.25
EXPENDITURES										
5001 SALARIES AND WAGES	481,775.49	862,661.27	15	0.00	0	97,664.43	2	0.00	6,259,400.00	6,161,735.57
5003 FRINGE BENEFITS	156,711.28	175,356.47	8	81,050.13	4	92,429.46	4	0.00	2,131,630.00	2,039,200.54
5010 COMMODITIES	42,914.82	66,933.30	10	42,603.96	7	51,190.56	8	0.00	649,000.00	597,809.44
5020 SERVICES	292,983.08	415,243.42	13	242,061.37	7	410,757.98	11	-22,303.00	3,660,220.00	3,249,462.02
8000 CAPITAL OUTLAY	0.00	0.00	0	0.00	0	32,018.58	0	0.00	0.00	-32,018.58
TOTAL EXPENDITURES	974,384.67	1,520,194.46	12	365,715.46	3	684,061.01	5	-22,303.00	12,700,250.00	12,016,188.99
OTHER FINANCING SOURCES (USES)										
7001 OTHER FINANCING USES	0.00	0.00	0	0.00	0	0.00	0	0.00	-500,000.00	-500,000.00
TOTAL OTHER FINANCING SOURCES (USES)	0.00	0.00		0.00		0.00		0.00	-500,000.00	-500,000.00
NET CHANGE IN FUND BALANCE	-17,729.90	112,965.67		-147,454.80		-342,437.74		-22,303.00	147,850.00	490,287.74




FUND DEPT 2106-010 : PUBL SAFETY SALES TAX FND - COUNTY BOARD

3/11/2022 2:00:11 PM

PERIOD ENDING 2/28/2022

	ACTUAL LAST YEAR			ACTUAL THIS YEAR				ENCUMBRANCE	BUDGET	UNENCUMBERED BALANCE
	CURRENT MONTH	YEAR TO DATE	%	CURRENT MONTH	%	YEAR TO DATE	%			
REVENUES										
4002 LOCAL SALES TAX	0.00	0.00	0	0.00	0	0.00	0	0.00	3,251,717.00	3,251,717.00
4008 INVESTMENT EARNINGS	0.00	0.00	0	0.00	0	50.41	3	0.00	2,000.00	1,949.59
TOTAL REVENUES	0.00	0.00	0	0.00	0	50.41	0	0.00	3,253,717.00	3,253,666.59
EXPENDITURES										
5020 SERVICES	8,333.33	16,666.66	17	101,626.21	11	127,556.19	14	0.00	900,000.00	772,443.81
5050 INTEREST AND FISCAL CHARGES	0.00	0.00	0	0.00	0	0.00	0	0.00	1,500.00	1,500.00
TOTAL EXPENDITURES	8,333.33	16,666.66	16	101,626.21	11	127,556.19	14	0.00	901,500.00	773,943.81
OTHER FINANCING SOURCES (USES)										
7001 OTHER FINANCING USES	0.00	0.00	0	0.00	0	0.00	0	0.00	-1,966,261.00	-1,966,261.00
TOTAL OTHER FINANCING SOURCES (USES)	0.00	0.00		0.00		0.00		0.00	-1,966,261.00	-1,966,261.00
NET CHANGE IN FUND BALANCE	8,333.33	16,666.66		101,626.21		127,505.78		0.00	-385,956.00	-513,461.78



FUND DEPT 2106-013 : PUBL SAFETY SALES TAX FND - DEBT SERVICE

3/11/2022 2:00:11 PM

PERIOD ENDING 2/28/2022

	ACTUAL LAST YEAR			ACTUAL THIS YEAR				ENCUMBRANCE	BUDGET	UNENCUMBERED BALANCE
	CURRENT MONTH	YEAR TO DATE	%	CURRENT MONTH	%	YEAR TO DATE	%			
REVENUES										
4002 LOCAL SALES TAX	0.00	0.00	0	0.00	0	0.00	0	0.00	2,448,283.00	2,448,283.00
TOTAL REVENUES	0.00	0.00	0	0.00	0	0.00	0	0.00	2,448,283.00	2,448,283.00
EXPENDITURES										
5050 INTEREST AND FISCAL CHARGES	0.00	0.00	0	0.00	0	0.00	0	0.00	2,448,283.00	2,448,283.00
TOTAL EXPENDITURES	0.00	0.00	0	0.00	0	0.00	0	0.00	2,448,283.00	2,448,283.00
NET CHANGE IN FUND BALANCE	0.00	0.00		0.00		0.00		0.00	0.00	0.00



FUND DEPT 2106-060 : PUBL SAFETY SALES TAX FND - HIGHWAY

3/11/2022 2:00:11 PM


PERIOD ENDING 2/28/2022

	ACTUAL LAST YEAR			ACTUAL THIS YEAR				ENCUMBRANCE	BUDGET	UNENCUMBERED BALANCE
	CURRENT MONTH	YEAR TO DATE	%	CURRENT MONTH	%	YEAR TO DATE	%			
REVENUES										
TOTAL REVENUES	0.00	0.00	0	0.00	0	0.00	0	0.00	0.00	0.00
NET CHANGE IN FUND BALANCE	0.00	0.00		0.00		0.00		0.00	0.00	0.00



PERIOD ENDING 2/28/2022

	ACTUAL LAST YEAR			ACTUAL THIS YEAR				ENCUMBRANCE	BUDGET	UNENCUMBERED BALANCE
	CURRENT MONTH	YEAR TO DATE	%	CURRENT MONTH	%	YEAR TO DATE	%			
EXPENDITURES										
5020 SERVICES	0.00	13,206.50	33	0.00	0	13,602.69	13	0.00	107,206.00	93,603.31
TOTAL EXPENDITURES	0.00	13,206.50	33	0.00	0	13,602.69	13	0.00	107,206.00	93,603.31
NET CHANGE IN FUND BALANCE	0.00	13,206.50		0.00		13,602.69		0.00	107,206.00	93,603.31



FUND DEPT 2106-237 : PUBL SAFETY SALES TAX FND - DELINQ PREVENTION GRANTS

3/11/2022 2:00:11 PM

PERIOD ENDING 2/28/2022

	ACTUAL LAST YEAR			ACTUAL THIS YEAR				ENCUMBRANCE	BUDGET	UNENCUMBERED BALANCE
	CURRENT MONTH	YEAR TO DATE	%	CURRENT MONTH	%	YEAR TO DATE	%			
EXPENDITURES										
5020 SERVICES	20,208.33	40,416.66	17	23,229.17	8	46,458.34	17	0.00	278,750.00	232,291.66
TOTAL EXPENDITURES	20,208.33	40,416.66	17	23,229.17	8	46,458.34	17	0.00	278,750.00	232,291.66
NET CHANGE IN FUND BALANCE	20,208.33	40,416.66		23,229.17		46,458.34		0.00	278,750.00	232,291.66



FUND DEPT 2107-010 : GEOGRAPHIC INF SYS FUND (GIS) - COUNTY BOARD

3/11/2022 2:00:11 PM

PERIOD ENDING 2/28/2022

	ACTUAL LAST YEAR			ACTUAL THIS YEAR				ENCUMBRANCE	BUDGET	UNENCUMBERED BALANCE
	CURRENT MONTH	YEAR TO DATE	%	CURRENT MONTH	%	YEAR TO DATE	%			
REVENUES										
4007 CHARGES FOR SERVICES	25,611.00	25,611.00	8	0.00	0	0.00	0	0.00	330,000.00	330,000.00
4008 INVESTMENT EARNINGS	0.00	0.00	0	0.00	0	0.00	0	0.00	200.00	200.00
TOTAL REVENUES	25,611.00	25,611.00	8	0.00	0	0.00	0	0.00	330,200.00	330,200.00
EXPENDITURES										
5020 SERVICES	0.00	0.00	0	0.00	0	0.00	0	0.00	325,986.00	325,986.00
TOTAL EXPENDITURES	0.00	0.00	0	0.00	0	0.00	0	0.00	325,986.00	325,986.00
NET CHANGE IN FUND BALANCE	-25,611.00	-25,611.00		0.00		0.00		0.00	-4,214.00	-4,214.00




FUND DEPT 2108-050 : DEVLPMNTL DISABILITY FUND - DEVL MNTL DISABILITY BOARD

3/11/2022 2:00:11 PM

PERIOD ENDING 2/28/2022

	ACTUAL LAST YEAR			ACTUAL THIS YEAR				ENCUMBRANCE	BUDGET	UNENCUMBERED BALANCE
	CURRENT MONTH	YEAR TO DATE	%	CURRENT MONTH	%	YEAR TO DATE	%			
REVENUES										
4001 PROPERTY TAX	0.00	0.00	0	0.00	0	0.00	0	0.00	4,518,334.00	4,518,334.00
4003 OTHER TAXES	0.00	0.00	0	0.00	0	0.00	0	0.00	3,000.00	3,000.00
4008 INVESTMENT EARNINGS	0.00	0.00	0	0.00	0	0.00	0	0.00	1,000.00	1,000.00
4009 MISCELLANEOUS REVENUES	0.00	0.00	0	0.00	0	0.00	0	0.00	8,000.00	8,000.00
TOTAL REVENUES	0.00	0.00	0	0.00	0	0.00	0	0.00	4,530,334.00	4,530,334.00
EXPENDITURES										
5020 SERVICES	410,774.04	680,052.04	16	341,874.00	8	1,025,622.00	23	0.00	4,487,134.00	3,461,512.00
TOTAL EXPENDITURES	410,774.04	680,052.04	16	341,874.00	8	1,025,622.00	23	0.00	4,487,134.00	3,461,512.00
OTHER FINANCING SOURCES (USES)										
6001 OTHER FINANCING SOURCES	5,818.81	5,818.81	86	0.00	0	0.00	0	0.00	6,800.00	6,800.00
7001 OTHER FINANCING USES	-50,000.00	-50,000.00	100	0.00	0	-50,000.00	100	0.00	-50,000.00	0.00
TOTAL OTHER FINANCING SOURCES (USES)	-44,181.19	-44,181.19		0.00		-50,000.00		0.00	-43,200.00	6,800.00
NET CHANGE IN FUND BALANCE	454,955.23	724,233.23		341,874.00		1,075,622.00		0.00	0.00	-1,075,622.00



FUND DEPT 2110-110 : WORKFORCE DEVELOPMENT FND - WORKFORCE DEVELOPMENT

3/11/2022 2:00:11 PM

PERIOD ENDING 2/28/2022

	ACTUAL LAST YEAR			ACTUAL THIS YEAR				ENCUMBRANCE	BUDGET	UNENCUMBERED BALANCE
	CURRENT MONTH	YEAR TO DATE	%	CURRENT MONTH	%	YEAR TO DATE	%			
REVENUES										
4004 INTERGOVERNMENTAL REVENUE	0.00	0.00	0	252,840.42	6	252,840.42	6	0.00	4,341,454.00	4,088,613.58
4007 CHARGES FOR SERVICES	0.00	0.00	0	2,551.27	2	2,551.27	2	0.00	138,500.00	135,948.73
TOTAL REVENUES	0.00	0.00	0	255,391.69	6	255,391.69	6	0.00	4,479,954.00	4,224,562.31
EXPENDITURES										
5001 SALARIES AND WAGES	64,061.40	105,480.89	17	0.00	0	9,522.65	1	0.00	1,150,150.00	1,140,627.35
5003 FRINGE BENEFITS	12,641.14	14,342.15	6	5,632.15	1	6,713.82	2	0.00	401,990.00	395,276.18
5010 COMMODITIES	1,799.20	1,799.20	19	0.00	0	0.00	0	0.00	6,350.00	6,350.00
5020 SERVICES	139,756.09	181,737.71	6	91,972.59	3	132,597.14	5	27,987.94	2,867,835.00	2,735,237.86
8000 CAPITAL OUTLAY	0.00	0.00	0	0.00	0	0.00	0	158,975.00	158,975.00	158,975.00
TOTAL EXPENDITURES	218,257.83	303,359.95	8	97,604.74	2	148,833.61	3	186,962.94	4,585,300.00	4,436,466.39
OTHER FINANCING SOURCES (USES)										
6001 OTHER FINANCING SOURCES	0.00	0.00	0	0.00	0	0.00	0	0.00	50,000.00	50,000.00
7001 OTHER FINANCING USES	0.00	0.00	0	0.00	0	0.00	0	0.00	-50,000.00	-50,000.00
TOTAL OTHER FINANCING SOURCES (USES)	0.00	0.00		0.00		0.00		0.00	0.00	0.00
NET CHANGE IN FUND BALANCE	218,257.83	303,359.95		-157,786.95		-106,558.08		186,962.94	105,346.00	211,904.08



FUND DEPT 2120-060 : HWY IDOT REBUILD GRANT - HIGHWAY

3/11/2022 2:00:11 PM

PERIOD ENDING 2/28/2022

	ACTUAL LAST YEAR			ACTUAL THIS YEAR				ENCUMBRANCE	BUDGET	UNENCUMBERED BALANCE
	CURRENT MONTH	YEAR TO DATE	%	CURRENT MONTH	%	YEAR TO DATE	%			
REVENUES										
4004 INTERGOVERNMENTAL REVENUE	0.00	0.00	0	0.00	0	0.00	0	0.00	1,924,900.00	1,924,900.00
4008 INVESTMENT EARNINGS	0.00	0.00	0	0.00	0	0.00	0	0.00	3,000.00	3,000.00
TOTAL REVENUES	0.00	0.00	0	0.00	0	0.00	0	0.00	1,927,900.00	1,927,900.00
EXPENDITURES										
8000 CAPITAL OUTLAY	0.00	0.00	0	0.00	0	0.00	0	0.00	4,300,000.00	4,300,000.00
TOTAL EXPENDITURES	0.00	0.00	0	0.00	0	0.00	0	0.00	4,300,000.00	4,300,000.00
NET CHANGE IN FUND BALANCE	0.00	0.00		0.00		0.00		0.00	2,372,100.00	2,372,100.00



FUND DEPT 2121-060 : TWP IDOT REBUILD GRANT - HIGHWAY

3/11/2022 2:00:11 PM

PERIOD ENDING 2/28/2022

	ACTUAL LAST YEAR			ACTUAL THIS YEAR				ENCUMBRANCE	BUDGET	UNENCUMBERED BALANCE
	CURRENT MONTH	YEAR TO DATE	%	CURRENT MONTH	%	YEAR TO DATE	%			
REVENUES										
TOTAL REVENUES	0.00	0.00	0	0.00	0	0.00	0	0.00	0.00	0.00
EXPENDITURES										
5020 SERVICES	145,143.27	145,143.27	0	17,589.83	0	17,589.83	0	0.00	15,000,000.00	14,982,410.17
TOTAL EXPENDITURES	145,143.27	145,143.27	0	17,589.83	0	17,589.83	0	0.00	15,000,000.00	14,982,410.17
NET CHANGE IN FUND BALANCE	145,143.27	145,143.27		17,589.83		17,589.83		0.00	15,000,000.00	14,982,410.17




FUND DEPT 2188-044 : SOCIAL SECURITY FUND - NURSING HOME

3/11/2022 2:00:11 PM

PERIOD ENDING 2/28/2022

	ACTUAL LAST YEAR			ACTUAL THIS YEAR				ENCUMBRANCE	BUDGET	UNENCUMBERED BALANCE
	CURRENT MONTH	YEAR TO DATE	%	CURRENT MONTH	%	YEAR TO DATE	%			
EXPENDITURES										
TOTAL EXPENDITURES	0.00	0.00	0	0.00	0	0.00	0	0.00	0.00	0.00
OTHER FINANCING SOURCES (USES)										
TOTAL OTHER FINANCING SOURCES (USES)	0.00	0.00		0.00		0.00		0.00	0.00	0.00
NET CHANGE IN FUND BALANCE	0.00	0.00		0.00		0.00		0.00	0.00	0.00



FUND DEPT 2188-075 : SOCIAL SECURITY FUND - GENERAL COUNTY

3/11/2022 2:00:11 PM

PERIOD ENDING 2/28/2022

	ACTUAL LAST YEAR			ACTUAL THIS YEAR				ENCUMBRANCE	BUDGET	UNENCUMBERED BALANCE
	CURRENT MONTH	YEAR TO DATE	%	CURRENT MONTH	%	YEAR TO DATE	%			
REVENUES										
4001 PROPERTY TAX	0.00	0.00	0	0.00	0	0.00	0	0.00	1,866,521.00	1,866,521.00
TOTAL REVENUES	0.00	0.00	0	0.00	0	0.00	0	0.00	1,866,521.00	1,866,521.00
EXPENDITURES										
5003 FRINGE BENEFITS	222,245.30	396,361.09	14	215,535.16	7	425,893.14	13	0.00	3,269,747.00	2,843,853.86
TOTAL EXPENDITURES	222,245.30	396,361.09	14	215,535.16	7	425,893.14	13	0.00	3,269,747.00	2,843,853.86
OTHER FINANCING SOURCES (USES)										
6001 OTHER FINANCING SOURCES	84,675.41	108,729.36	10	13,143.41	1	13,143.41	1	0.00	1,403,226.00	1,390,082.59
TOTAL OTHER FINANCING SOURCES (USES)	84,675.41	108,729.36		13,143.41		13,143.41		0.00	1,403,226.00	1,390,082.59
NET CHANGE IN FUND BALANCE	137,569.89	287,631.73		202,391.75		412,749.73		0.00	0.00	-412,749.73




FUND DEPT 2474-474 : RPC USDA REVOLVING LOANS - RPC USDA REVOLVING LOANS

3/11/2022 2:00:11 PM

PERIOD ENDING 2/28/2022

	ACTUAL LAST YEAR			ACTUAL THIS YEAR				ENCUMBRANCE	BUDGET	UNENCUMBERED BALANCE
	CURRENT MONTH	YEAR TO DATE	%	CURRENT MONTH	%	YEAR TO DATE	%			
REVENUES										
4008 INVESTMENT EARNINGS	1,466.89	2,619.71	17	714.90	5	991.37	7	0.00	15,000.00	14,008.63
TOTAL REVENUES	1,466.89	2,619.71	17	714.90	5	991.37	7	0.00	15,000.00	14,008.63
EXPENDITURES										
5020 SERVICES	0.00	0.00	0	0.00	0	0.00	0	0.00	35,000.00	35,000.00
TOTAL EXPENDITURES	0.00	0.00	0	0.00	0	0.00	0	0.00	35,000.00	35,000.00
OTHER FINANCING SOURCES (USES)										
7001 OTHER FINANCING USES	0.00	0.00	0	0.00	0	0.00	0	0.00	-7,000.00	-7,000.00
TOTAL OTHER FINANCING SOURCES (USES)	0.00	0.00		0.00		0.00		0.00	-7,000.00	-7,000.00
NET CHANGE IN FUND BALANCE	-1,466.89	-2,619.71		-714.90		-991.37		0.00	27,000.00	27,991.37



FUND DEPT 2475-475 : RPC ECON DEVELOPMNT LOANS - RPC ECON DEVELOPMNT LOANS

3/11/2022 2:00:11 PM

PERIOD ENDING 2/28/2022

	ACTUAL LAST YEAR			ACTUAL THIS YEAR				ENCUMBRANCE	BUDGET	UNENCUMBERED BALANCE
	CURRENT MONTH	YEAR TO DATE	%	CURRENT MONTH	%	YEAR TO DATE	%			
REVENUES										
4008 INVESTMENT EARNINGS	20,775.76	31,801.26	36	0.00	0	0.00	0	0.00	110,500.00	110,500.00
TOTAL REVENUES	20,775.76	31,801.26	9	0.00	0	0.00	0	0.00	110,500.00	110,500.00
EXPENDITURES										
5020 SERVICES	0.00	0.00	0	0.00	0	0.00	0	0.00	155,000.00	155,000.00
TOTAL EXPENDITURES	0.00	0.00	0	0.00	0	0.00	0	0.00	155,000.00	155,000.00
OTHER FINANCING SOURCES (USES)										
6001 OTHER FINANCING SOURCES	0.00	0.00	0	0.00	0	0.00	0	0.00	500,000.00	500,000.00
7001 OTHER FINANCING USES	-3,251.70	-3,251.70	3	0.00	0	0.00	0	0.00	-78,500.00	-78,500.00
TOTAL OTHER FINANCING SOURCES (USES)	-3,251.70	-3,251.70		0.00		0.00		0.00	421,500.00	421,500.00
NET CHANGE IN FUND BALANCE	-17,524.06	-28,549.56		0.00		0.00		0.00	-377,000.00	-377,000.00



FUND DEPT 2610-026 : WORKING CASH FUND - COUNTY TREASURER

3/11/2022 2:00:11 PM

PERIOD ENDING 2/28/2022

	ACTUAL LAST YEAR			ACTUAL THIS YEAR				ENCUMBRANCE	BUDGET	UNENCUMBERED BALANCE
	CURRENT MONTH	YEAR TO DATE	%	CURRENT MONTH	%	YEAR TO DATE	%			
REVENUES										
4008 INVESTMENT EARNINGS	0.00	0.00	0	0.00	0	0.00	0	0.00	7,000.00	7,000.00
TOTAL REVENUES	0.00	0.00	0	0.00	0	0.00	0	0.00	7,000.00	7,000.00
OTHER FINANCING SOURCES (USES)										
7001 OTHER FINANCING USES	0.00	0.00	0	0.00	0	0.00	0	0.00	-7,000.00	-7,000.00
TOTAL OTHER FINANCING SOURCES (USES)	0.00	0.00		0.00		0.00		0.00	-7,000.00	-7,000.00
NET CHANGE IN FUND BALANCE	0.00	0.00		0.00		0.00		0.00	0.00	0.00



FUND DEPT 2611-022 : COUNTY CLK SURCHARGE FUND - COUNTY CLERK

3/11/2022 2:00:11 PM

PERIOD ENDING 2/28/2022

	ACTUAL LAST YEAR			ACTUAL THIS YEAR				ENCUMBRANCE	BUDGET	UNENCUMBERED BALANCE
	CURRENT MONTH	YEAR TO DATE	%	CURRENT MONTH	%	YEAR TO DATE	%			
REVENUES										
4007 CHARGES FOR SERVICES	686.00	686.00	6	751.00	6	751.00	6	0.00	12,000.00	11,249.00
TOTAL REVENUES	686.00	686.00	6	751.00	6	751.00	6	0.00	12,000.00	11,249.00
EXPENDITURES										
5020 SERVICES	0.00	0.00	0	751.00	6	751.00	6	0.00	12,000.00	11,249.00
TOTAL EXPENDITURES	0.00	0.00	0	751.00	6	751.00	6	0.00	12,000.00	11,249.00
NET CHANGE IN FUND BALANCE	-686.00	-686.00		0.00		0.00		0.00	0.00	0.00



FUND DEPT 2612-040 : SHERIFF DRUG FORFEITURES - SHERIFF

3/11/2022 2:00:11 PM

PERIOD ENDING 2/28/2022

	ACTUAL LAST YEAR			ACTUAL THIS YEAR				ENCUMBRANCE	BUDGET	UNENCUMBERED BALANCE
	CURRENT MONTH	YEAR TO DATE	%	CURRENT MONTH	%	YEAR TO DATE	%			
REVENUES										
4005 FINES AND FORFEITURES	0.00	0.00	0	0.00	0	0.00	0	0.00	10,000.00	10,000.00
4008 INVESTMENT EARNINGS	0.00	0.00	0	0.00	0	0.00	0	0.00	50.00	50.00
TOTAL REVENUES	0.00	0.00	0	0.00	0	0.00	0	0.00	10,050.00	10,050.00
EXPENDITURES										
5010 COMMODITIES	947.69	947.69	12	388.59	5	388.59	5	0.00	8,000.00	7,611.41
5020 SERVICES	89.50	89.50	0	207.57	1	207.57	1	0.00	18,000.00	17,792.43
TOTAL EXPENDITURES	1,037.19	1,037.19	4	596.16	2	596.16	2	0.00	26,000.00	25,403.84
OTHER FINANCING SOURCES (USES)										
TOTAL OTHER FINANCING SOURCES (USES)	0.00	0.00		0.00		0.00		0.00	0.00	0.00
NET CHANGE IN FUND BALANCE	1,037.19	1,037.19		596.16		596.16		0.00	15,950.00	15,353.84



FUND DEPT 2613-030 : COURT'S AUTOMATION FUND - CIRCUIT CLERK

3/11/2022 2:00:11 PM

PERIOD ENDING 2/28/2022

	ACTUAL LAST YEAR			ACTUAL THIS YEAR				ENCUMBRANCE	BUDGET	UNENCUMBERED BALANCE
	CURRENT MONTH	YEAR TO DATE	%	CURRENT MONTH	%	YEAR TO DATE	%			
REVENUES										
4007 CHARGES FOR SERVICES	19,654.20	19,654.20	8	0.00	0	0.00	0	0.00	225,190.00	225,190.00
TOTAL REVENUES	19,654.20	19,654.20	8	0.00	0	0.00	0	0.00	225,190.00	225,190.00
EXPENDITURES										
5010 COMMODITIES	0.00	0.00	0	0.00	0	0.00	0	0.00	11,925.00	11,925.00
5020 SERVICES	92,430.17	92,430.17	37	2,527.45	1	92,468.78	39	23,562.65	234,879.00	142,410.22
TOTAL EXPENDITURES	92,430.17	92,430.17	32	2,527.45	1	92,468.78	37	23,562.65	246,804.00	154,335.22
OTHER FINANCING SOURCES (USES)										
TOTAL OTHER FINANCING SOURCES (USES)	0.00	0.00		0.00		0.00		0.00	0.00	0.00
NET CHANGE IN FUND BALANCE	72,775.97	72,775.97		2,527.45		92,468.78		23,562.65	21,614.00	-70,854.78




FUND DEPT 2614-023 : RECORDER'S AUTOMATION FND - RECORDER

3/11/2022 2:00:11 PM

PERIOD ENDING 2/28/2022

	ACTUAL LAST YEAR			ACTUAL THIS YEAR				ENCUMBRANCE	BUDGET	UNENCUMBERED BALANCE
	CURRENT MONTH	YEAR TO DATE	%	CURRENT MONTH	%	YEAR TO DATE	%			
REVENUES										
4007 CHARGES FOR SERVICES	14,837.90	14,837.90	8	0.00	0	0.00	0	0.00	180,000.00	180,000.00
4008 INVESTMENT EARNINGS	0.00	0.00	0	0.00	0	0.00	0	0.00	5,000.00	5,000.00
TOTAL REVENUES	14,837.90	14,837.90	8	0.00	0	0.00	0	0.00	185,000.00	185,000.00
EXPENDITURES										
5001 SALARIES AND WAGES	5,546.78	10,346.30	11	0.00	0	240.16	1	0.00	25,611.00	25,370.84
5003 FRINGE BENEFITS	191.95	244.26	6	12.08	0	43.08	1	0.00	3,783.00	3,739.92
5010 COMMODITIES	0.00	122.25	1	0.00	0	1,132.56	6	0.00	17,500.00	16,367.44
5020 SERVICES	3,450.08	11,950.08	16	0.00	0	2,500.00	4	5,744.39	70,600.00	68,100.00
8000 CAPITAL OUTLAY	0.00	55,600.00	100	0.00	0	61,600.00	100	0.00	61,600.00	0.00
TOTAL EXPENDITURES	9,188.81	78,262.89	33	12.08	0	65,515.80	37	5,744.39	179,094.00	113,578.20
NET CHANGE IN FUND BALANCE	-5,649.09	63,424.99		12.08		65,515.80		5,744.39	-5,906.00	-71,421.80




FUND DEPT 2615-036 : PUBLIC DEFENDER AUTOMATN - PUBLIC DEFENDER

3/11/2022 2:00:11 PM

PERIOD ENDING 2/28/2022

	ACTUAL LAST YEAR			ACTUAL THIS YEAR				ENCUMBRANCE	BUDGET	UNENCUMBERED BALANCE
	CURRENT MONTH	YEAR TO DATE	%	CURRENT MONTH	%	YEAR TO DATE	%			
REVENUES										
4007 CHARGES FOR SERVICES	41.00	41.00	10	0.00	0	0.00	0	0.00	650.00	650.00
TOTAL REVENUES	41.00	41.00	10	0.00	0	0.00	0	0.00	650.00	650.00
EXPENDITURES										
TOTAL EXPENDITURES	0.00	0.00	0	0.00	0	0.00	0	0.00	0.00	0.00
NET CHANGE IN FUND BALANCE	-41.00	-41.00		0.00		0.00		0.00	-650.00	-650.00




FUND DEPT 2617-030 : CHILD SUPPORT SERV FUND - CIRCUIT CLERK

3/11/2022 2:00:11 PM

PERIOD ENDING 2/28/2022

	ACTUAL LAST YEAR			ACTUAL THIS YEAR				ENCUMBRANCE	BUDGET	UNENCUMBERED BALANCE
	CURRENT MONTH	YEAR TO DATE	%	CURRENT MONTH	%	YEAR TO DATE	%			
REVENUES										
4007 CHARGES FOR SERVICES	4,390.00	4,390.00	27	0.00	0	0.00	0	0.00	18,102.00	18,102.00
TOTAL REVENUES	4,390.00	4,390.00	27	0.00	0	0.00	0	0.00	18,102.00	18,102.00
EXPENDITURES										
5001 SALARIES AND WAGES	2,689.60	4,845.76	14	0.00	0	0.00	0	0.00	0.00	0.00
5010 COMMODITIES	0.00	0.00	0	0.00	0	0.00	0	0.00	4,500.00	4,500.00
5020 SERVICES	0.00	0.00	0	0.00	0	2,500.00	19	0.00	13,425.00	10,925.00
TOTAL EXPENDITURES	2,689.60	4,845.76	14	0.00	0	2,500.00	14	0.00	17,925.00	15,425.00
OTHER FINANCING SOURCES (USES)										
TOTAL OTHER FINANCING SOURCES (USES)	0.00	0.00		0.00		0.00		0.00	0.00	0.00
NET CHANGE IN FUND BALANCE	-1,700.40	455.76		0.00		2,500.00		0.00	-177.00	-2,677.00




FUND DEPT 2618-051 : PROBATION SERVICES FUND - JUVENILE DETENTION CENTER

3/11/2022 2:00:11 PM

PERIOD ENDING 2/28/2022

	ACTUAL LAST YEAR			ACTUAL THIS YEAR				ENCUMBRANCE	BUDGET	UNENCUMBERED BALANCE
	CURRENT MONTH	YEAR TO DATE	%	CURRENT MONTH	%	YEAR TO DATE	%			
REVENUES										
4007 CHARGES FOR SERVICES	3,564.52	3,564.52	8	0.00	0	0.00	0	0.00	45,000.00	45,000.00
TOTAL REVENUES	3,564.52	3,564.52	8	0.00	0	0.00	0	0.00	45,000.00	45,000.00
EXPENDITURES										
5020 SERVICES	0.00	0.00	0	95.00	0	95.00	0	0.00	50,000.00	49,905.00
TOTAL EXPENDITURES	0.00	0.00	0	95.00	0	95.00	0	0.00	50,000.00	49,905.00
OTHER FINANCING SOURCES (USES)										
TOTAL OTHER FINANCING SOURCES (USES)	0.00	0.00		0.00		0.00		0.00	0.00	0.00
NET CHANGE IN FUND BALANCE	-3,564.52	-3,564.52		95.00		95.00		0.00	5,000.00	4,905.00



FUND DEPT 2618-052 : PROBATION SERVICES FUND - COURT SERVICES -PROBATION

3/11/2022 2:00:11 PM

PERIOD ENDING 2/28/2022

	ACTUAL LAST YEAR			ACTUAL THIS YEAR				ENCUMBRANCE	BUDGET	UNENCUMBERED BALANCE
	CURRENT MONTH	YEAR TO DATE	%	CURRENT MONTH	%	YEAR TO DATE	%			
REVENUES										
4007 CHARGES FOR SERVICES	34,300.34	34,300.34	9	0.00	0	0.00	0	0.00	375,000.00	375,000.00
4008 INVESTMENT EARNINGS	0.00	0.00	0	0.00	0	0.00	0	0.00	750.00	750.00
4009 MISCELLANEOUS REVENUES	0.00	90.00	1	0.00	0	0.00	0	0.00	10,500.00	10,500.00
TOTAL REVENUES	34,300.34	34,390.34	8	0.00	0	0.00	0	0.00	386,250.00	386,250.00
EXPENDITURES										
5010 COMMODITIES	4,327.38	5,292.26	7	303.90	0	735.90	1	0.00	84,750.00	84,014.10
5020 SERVICES	9,567.63	12,489.47	4	5,482.78	2	7,614.09	3	0.00	292,750.00	285,135.91
8000 CAPITAL OUTLAY	0.00	0.00	0	0.00	0	0.00	0	0.00	36,500.00	36,500.00
TOTAL EXPENDITURES	13,895.01	17,781.73	4	5,786.68	1	8,349.99	2	0.00	414,000.00	405,650.01
OTHER FINANCING SOURCES (USES)										
7001 OTHER FINANCING USES	0.00	0.00	0	0.00	0	0.00	0	0.00	-10,000.00	-10,000.00
TOTAL OTHER FINANCING SOURCES (USES)	0.00	0.00		0.00		0.00		0.00	-10,000.00	-10,000.00
NET CHANGE IN FUND BALANCE	-20,405.33	-16,608.61		5,786.68		8,349.99		0.00	37,750.00	29,400.01



FUND DEPT 2619-026 : TAX SALE AUTOMATION FUND - COUNTY TREASURER

3/11/2022 2:00:11 PM

PERIOD ENDING 2/28/2022

	ACTUAL LAST YEAR			ACTUAL THIS YEAR				ENCUMBRANCE	BUDGET	UNENCUMBERED BALANCE
	CURRENT MONTH	YEAR TO DATE	%	CURRENT MONTH	%	YEAR TO DATE	%			
REVENUES										
4007 CHARGES FOR SERVICES	877.00	1,022.00	4	0.00	0	0.00	0	0.00	20,000.00	20,000.00
4008 INVESTMENT EARNINGS	0.00	0.00	0	0.00	0	0.00	0	0.00	200.00	200.00
TOTAL REVENUES	877.00	1,022.00	4	0.00	0	0.00	0	0.00	20,200.00	20,200.00
EXPENDITURES										
5001 SALARIES AND WAGES	0.00	0.00	0	0.00	0	0.00	0	0.00	7,500.00	7,500.00
5003 FRINGE BENEFITS	0.00	0.00	0	0.00	0	0.00	0	0.00	824.00	824.00
5010 COMMODITIES	0.00	0.00	0	0.00	0	0.00	0	0.00	1,100.00	1,100.00
5020 SERVICES	0.00	0.00	0	0.00	0	0.00	0	0.00	2,000.00	2,000.00
TOTAL EXPENDITURES	0.00	0.00	0	0.00	0	0.00	0	0.00	11,424.00	11,424.00
NET CHANGE IN FUND BALANCE	-877.00	-1,022.00		0.00		0.00		0.00	-8,776.00	-8,776.00



FUND DEPT 2621-041 : STS ATTY DRUG FORFEITURES - STATES ATTORNEY

3/11/2022 2:00:11 PM

PERIOD ENDING 2/28/2022

	ACTUAL LAST YEAR			ACTUAL THIS YEAR				ENCUMBRANCE	BUDGET	UNENCUMBERED BALANCE
	CURRENT MONTH	YEAR TO DATE	%	CURRENT MONTH	%	YEAR TO DATE	%			
REVENUES										
4005 FINES AND FORFEITURES	0.00	28,231.18	118	0.00	0	27,818.89	116	0.00	24,000.00	-3,818.89
TOTAL REVENUES	0.00	28,231.18	117	0.00	0	27,818.89	116	0.00	24,000.00	-3,818.89
EXPENDITURES										
5010 COMMODITIES	318.36	318.36	1	2,224.57	4	2,224.57	4	0.00	60,000.00	57,775.43
5020 SERVICES	0.00	0.00	0	0.00	0	0.00	0	0.00	44,175.00	44,175.00
TOTAL EXPENDITURES	318.36	318.36	0	2,224.57	2	2,224.57	2	0.00	104,175.00	101,950.43
OTHER FINANCING SOURCES (USES)										
TOTAL OTHER FINANCING SOURCES (USES)	0.00	0.00		0.00		0.00		0.00	0.00	0.00
NET CHANGE IN FUND BALANCE	318.36	-27,912.82		2,224.57		-25,594.32		0.00	80,175.00	105,769.32



FUND DEPT 2627-026 : PROPERTY TAX INT FEE FUND - COUNTY TREASURER

3/11/2022 2:00:11 PM

PERIOD ENDING 2/28/2022

	ACTUAL LAST YEAR			ACTUAL THIS YEAR				ENCUMBRANCE	BUDGET	UNENCUMBERED BALANCE
	CURRENT MONTH	YEAR TO DATE	%	CURRENT MONTH	%	YEAR TO DATE	%			
REVENUES										
4007 CHARGES FOR SERVICES	0.00	60.00	0	0.00	0	0.00	0	0.00	55,000.00	55,000.00
4008 INVESTMENT EARNINGS	0.00	0.00	0	0.00	0	0.00	0	0.00	2,000.00	2,000.00
TOTAL REVENUES	0.00	60.00	0	0.00	0	0.00	0	0.00	57,000.00	57,000.00
OTHER FINANCING SOURCES (USES)										
7001 OTHER FINANCING USES	0.00	0.00	0	0.00	0	0.00	0	0.00	-57,000.00	-57,000.00
TOTAL OTHER FINANCING SOURCES (USES)	0.00	0.00		0.00		0.00		0.00	-57,000.00	-57,000.00
NET CHANGE IN FUND BALANCE	0.00	-60.00		0.00		0.00		0.00	0.00	0.00




FUND DEPT 2628-022 : ELECTN ASSIST/ACCESSIBLTY - COUNTY CLERK

3/11/2022 2:00:11 PM

PERIOD ENDING 2/28/2022

	ACTUAL LAST YEAR			ACTUAL THIS YEAR				ENCUMBRANCE	BUDGET	UNENCUMBERED BALANCE
	CURRENT MONTH	YEAR TO DATE	%	CURRENT MONTH	%	YEAR TO DATE	%			
REVENUES										
4004 INTERGOVERNMENTAL REVENUE	0.00	0.00	0	0.00	0	0.00	0	0.00	221,768.00	221,768.00
TOTAL REVENUES	0.00	0.00	0	0.00	0	0.00	0	0.00	221,768.00	221,768.00
EXPENDITURES										
5001 SALARIES AND WAGES	0.00	0.00	0	0.00	0	0.00	0	0.00	35,000.00	35,000.00
5003 FRINGE BENEFITS	0.00	0.00	0	0.00	0	0.00	0	0.00	2,850.00	2,850.00
5010 COMMODITIES	481.50	20,481.50	59	0.00	0	0.00	0	0.00	50,800.00	50,800.00
5020 SERVICES	1,793.56	2,930.16	3	256.50	0	532.20	0	0.00	133,118.00	132,585.80
TOTAL EXPENDITURES	2,275.06	23,411.66	12	256.50	0	532.20	0	0.00	221,768.00	221,235.80
OTHER FINANCING SOURCES (USES)										
TOTAL OTHER FINANCING SOURCES (USES)	0.00	0.00		0.00		0.00		0.00	0.00	0.00
NET CHANGE IN FUND BALANCE	2,275.06	23,411.66		256.50		532.20		0.00	0.00	-532.20



FUND DEPT 2629-010 : COUNTY HISTORICAL FUND - COUNTY BOARD

3/11/2022 2:00:11 PM

PERIOD ENDING 2/28/2022

	ACTUAL LAST YEAR			ACTUAL THIS YEAR				ENCUMBRANCE	BUDGET	UNENCUMBERED BALANCE
	CURRENT MONTH	YEAR TO DATE	%	CURRENT MONTH	%	YEAR TO DATE	%			
REVENUES										
4008 INVESTMENT EARNINGS	0.00	0.00	0	0.00	0	0.00	0	0.00	10.00	10.00
TOTAL REVENUES	0.00	0.00	0	0.00	0	0.00	0	0.00	10.00	10.00
NET CHANGE IN FUND BALANCE	0.00	0.00		0.00		0.00		0.00	-10.00	-10.00




FUND DEPT 2630-030 : CIR CLK OPERATION & ADMIN - CIRCUIT CLERK

3/11/2022 2:00:11 PM

PERIOD ENDING 2/28/2022

	ACTUAL LAST YEAR			ACTUAL THIS YEAR				ENCUMBRANCE	BUDGET	UNENCUMBERED BALANCE
	CURRENT MONTH	YEAR TO DATE	%	CURRENT MONTH	%	YEAR TO DATE	%			
REVENUES										
4007 CHARGES FOR SERVICES	22,310.02	22,310.02	9	0.00	0	0.00	0	0.00	265,824.00	265,824.00
4009 MISCELLANEOUS REVENUES	7,383.34	7,383.34	0	0.00	0	0.00	0	0.00	0.00	0.00
TOTAL REVENUES	29,693.36	29,693.36	12	0.00	0	0.00	0	0.00	265,824.00	265,824.00
EXPENDITURES										
5001 SALARIES AND WAGES	8,229.00	14,812.20	8	0.00	0	2,057.25	2	0.00	106,978.00	104,920.75
5003 FRINGE BENEFITS	1,982.15	2,332.01	8	873.67	3	1,131.42	4	0.00	26,154.00	25,022.58
5010 COMMODITIES	590.93	657.02	2	65.10	0	2,123.13	3	0.00	82,218.00	80,094.87
5020 SERVICES	40.01	312.20	3	0.00	0	366.96	0	0.00	74,500.00	74,133.04
TOTAL EXPENDITURES	10,842.09	18,113.43	7	938.77	0	5,678.76	2	0.00	289,850.00	284,171.24
OTHER FINANCING SOURCES (USES)										
TOTAL OTHER FINANCING SOURCES (USES)	0.00	0.00		0.00		0.00		0.00	0.00	0.00
NET CHANGE IN FUND BALANCE	-18,851.27	-11,579.93		938.77		5,678.76		0.00	24,026.00	18,347.24



FUND DEPT 2632-030 : CIR CLK ELCTRNC CITATIONS - CIRCUIT CLERK

3/11/2022 2:00:11 PM

PERIOD ENDING 2/28/2022

	ACTUAL LAST YEAR			ACTUAL THIS YEAR				ENCUMBRANCE	BUDGET	UNENCUMBERED BALANCE
	CURRENT MONTH	YEAR TO DATE	%	CURRENT MONTH	%	YEAR TO DATE	%			
REVENUES										
4007 CHARGES FOR SERVICES	5,305.00	5,305.00	11	0.00	0	0.00	0	0.00	54,906.00	54,906.00
TOTAL REVENUES	5,305.00	5,305.00	11	0.00	0	0.00	0	0.00	54,906.00	54,906.00
EXPENDITURES										
5020 SERVICES	0.00	0.00	0	0.00	0	0.00	0	0.00	30,000.00	30,000.00
8000 CAPITAL OUTLAY	0.00	0.00	0	0.00	0	0.00	0	0.00	20,000.00	20,000.00
TOTAL EXPENDITURES	0.00	0.00	0	0.00	0	0.00	0	0.00	50,000.00	50,000.00
NET CHANGE IN FUND BALANCE	-5,305.00	-5,305.00		0.00		0.00		0.00	-4,906.00	-4,906.00



FUND DEPT 2633-041 : STS ATTY RECORDS AUTOMATN - STATES ATTORNEY

3/11/2022 2:00:11 PM

PERIOD ENDING 2/28/2022

	ACTUAL LAST YEAR			ACTUAL THIS YEAR				ENCUMBRANCE	BUDGET	UNENCUMBERED BALANCE
	CURRENT MONTH	YEAR TO DATE	%	CURRENT MONTH	%	YEAR TO DATE	%			
REVENUES										
4007 CHARGES FOR SERVICES	444.50	444.50	9	0.00	0	0.00	0	0.00	5,000.00	5,000.00
4008 INVESTMENT EARNINGS	0.00	0.00	0	0.00	0	0.00	0	0.00	30.00	30.00
TOTAL REVENUES	444.50	444.50	9	0.00	0	0.00	0	0.00	5,030.00	5,030.00
EXPENDITURES										
5020 SERVICES	0.00	0.00	0	0.00	0	0.00	0	0.00	5,000.00	5,000.00
TOTAL EXPENDITURES	0.00	0.00	0	0.00	0	0.00	0	0.00	5,000.00	5,000.00
NET CHANGE IN FUND BALANCE	-444.50	-444.50		0.00		0.00		0.00	-30.00	-30.00



FUND DEPT 2635-040 : CANNABIS REGULATION FUND - SHERIFF

3/11/2022 2:00:11 PM

PERIOD ENDING 2/28/2022

	ACTUAL LAST YEAR			ACTUAL THIS YEAR				ENCUMBRANCE	BUDGET	UNENCUMBERED BALANCE
	CURRENT MONTH	YEAR TO DATE	%	CURRENT MONTH	%	YEAR TO DATE	%			
REVENUES										
4004 INTERGOVERNMENTAL REVENUE	0.00	0.00	0	0.00	0	0.00	0	0.00	48,000.00	48,000.00
TOTAL REVENUES	0.00	0.00	0	0.00	0	0.00	0	0.00	48,000.00	48,000.00
EXPENDITURES										
5010 COMMODITIES	0.00	0.00	0	0.00	0	0.00	0	0.00	15,000.00	15,000.00
5020 SERVICES	0.00	0.00	0	0.00	0	0.00	0	0.00	33,000.00	33,000.00
TOTAL EXPENDITURES	0.00	0.00	0	0.00	0	0.00	0	0.00	48,000.00	48,000.00
NET CHANGE IN FUND BALANCE	0.00	0.00		0.00		0.00		0.00	0.00	0.00



FUND DEPT 2638-042 : CORONER STATUTORY FEES - CORONER

3/11/2022 2:00:11 PM

PERIOD ENDING 2/28/2022

	ACTUAL LAST YEAR			ACTUAL THIS YEAR				ENCUMBRANCE	BUDGET	UNENCUMBERED BALANCE
	CURRENT MONTH	YEAR TO DATE	%	CURRENT MONTH	%	YEAR TO DATE	%			
REVENUES										
4007 CHARGES FOR SERVICES	5,635.00	5,635.00	10	8,670.83	14	8,770.83	14	0.00	62,000.00	53,229.17
TOTAL REVENUES	5,635.00	5,635.00	10	8,670.83	14	8,770.83	14	0.00	62,000.00	53,229.17
EXPENDITURES										
5010 COMMODITIES	814.19	1,018.31	5	851.69	4	851.69	4	0.00	21,666.00	20,814.31
5020 SERVICES	722.69	1,802.70	17	1,740.81	12	2,487.83	17	0.00	14,686.00	12,198.17
TOTAL EXPENDITURES	1,536.88	2,821.01	9	2,592.50	7	3,339.52	9	0.00	36,352.00	33,012.48
NET CHANGE IN FUND BALANCE	-4,098.12	-2,813.99		-6,078.33		-5,431.31		0.00	-25,648.00	-20,216.69




FUND DEPT 2638-140 : CORONER STATUTORY FEES - CORRECTIONAL CENTER

3/11/2022 2:00:11 PM

PERIOD ENDING 2/28/2022

	ACTUAL LAST YEAR			ACTUAL THIS YEAR				ENCUMBRANCE	BUDGET	UNENCUMBERED BALANCE
	CURRENT MONTH	YEAR TO DATE	%	CURRENT MONTH	%	YEAR TO DATE	%			
EXPENDITURES										
TOTAL EXPENDITURES	0.00	0.00	0	0.00	0	0.00	0	0.00	0.00	0.00
NET CHANGE IN FUND BALANCE	0.00	0.00		0.00		0.00		0.00	0.00	0.00



FUND DEPT 2658-140 : JAIL COMMISSARY - CORRECTIONAL CENTER

3/11/2022 2:00:11 PM

PERIOD ENDING 2/28/2022

	ACTUAL LAST YEAR			ACTUAL THIS YEAR				ENCUMBRANCE	BUDGET	UNENCUMBERED BALANCE
	CURRENT MONTH	YEAR TO DATE	%	CURRENT MONTH	%	YEAR TO DATE	%			
REVENUES										
4008 INVESTMENT EARNINGS	0.00	0.00	0	0.00	0	0.00	0	0.00	1,000.00	1,000.00
4009 MISCELLANEOUS REVENUES	5,682.25	5,682.25	9	0.00	0	0.00	0	0.00	100,800.00	100,800.00
TOTAL REVENUES	5,682.25	5,682.25	8	0.00	0	0.00	0	0.00	101,800.00	101,800.00
EXPENDITURES										
5010 COMMODITIES	0.00	0.00	0	0.00	0	0.00	0	0.00	47,000.00	47,000.00
5020 SERVICES	413.67	640.91	0	223.64	0	653.80	0	0.00	208,000.00	207,346.20
8000 CAPITAL OUTLAY	0.00	0.00	0	0.00	0	0.00	0	0.00	45,000.00	45,000.00
TOTAL EXPENDITURES	413.67	640.91	0	223.64	0	653.80	0	0.00	300,000.00	299,346.20
NET CHANGE IN FUND BALANCE	-5,268.58	-5,041.34		223.64		653.80		0.00	198,200.00	197,546.20



FUND DEPT 2659-140 : COUNTY JAIL MEDICAL COSTS - CORRECTIONAL CENTER

3/11/2022 2:00:11 PM

PERIOD ENDING 2/28/2022

	ACTUAL LAST YEAR			ACTUAL THIS YEAR				ENCUMBRANCE	BUDGET	UNENCUMBERED BALANCE
	CURRENT MONTH	YEAR TO DATE	%	CURRENT MONTH	%	YEAR TO DATE	%			
REVENUES										
4007 CHARGES FOR SERVICES	1,126.50	1,126.50	5	0.00	0	0.00	0	0.00	24,000.00	24,000.00
4008 INVESTMENT EARNINGS	0.00	0.00	0	0.00	0	0.00	0	0.00	100.00	100.00
TOTAL REVENUES	1,126.50	1,126.50	5	0.00	0	0.00	0	0.00	24,100.00	24,100.00
OTHER FINANCING SOURCES (USES)										
7001 OTHER FINANCING USES	0.00	0.00	0	0.00	0	0.00	0	0.00	-24,100.00	-24,100.00
TOTAL OTHER FINANCING SOURCES (USES)	0.00	0.00		0.00		0.00		0.00	-24,100.00	-24,100.00
NET CHANGE IN FUND BALANCE	-1,126.50	-1,126.50		0.00		0.00		0.00	0.00	0.00



FUND DEPT 2670-022 : COUNTY CLK AUTOMATION FND - COUNTY CLERK

3/11/2022 2:00:11 PM

PERIOD ENDING 2/28/2022

	ACTUAL LAST YEAR			ACTUAL THIS YEAR				ENCUMBRANCE	BUDGET	UNENCUMBERED BALANCE
	CURRENT MONTH	YEAR TO DATE	%	CURRENT MONTH	%	YEAR TO DATE	%			
REVENUES										
4007 CHARGES FOR SERVICES	1,278.00	1,278.00	6	1,276.00	5	1,276.00	5	0.00	25,000.00	23,724.00
4008 INVESTMENT EARNINGS	0.00	0.00	0	0.00	0	0.00	0	0.00	200.00	200.00
4009 MISCELLANEOUS REVENUES	496.60	496.60	12	7,382.85	185	7,382.85	185	0.00	4,000.00	-3,382.85
TOTAL REVENUES	1,774.60	1,774.60	7	8,658.85	30	8,658.85	30	0.00	29,200.00	20,541.15
EXPENDITURES										
5010 COMMODITIES	471.40	618.65	4	484.30	8	551.90	9	0.00	6,000.00	5,448.10
5020 SERVICES	0.00	0.00	0	0.00	0	0.00	0	9,264.68	23,200.00	23,200.00
TOTAL EXPENDITURES	471.40	618.65	2	484.30	2	551.90	2	9,264.68	29,200.00	28,648.10
NET CHANGE IN FUND BALANCE	-1,303.20	-1,155.95		-8,174.55		-8,106.95		9,264.68	0.00	8,106.95



FUND DEPT 2671-030 : COURT DOCUMENT STORAGE FD - CIRCUIT CLERK

3/11/2022 2:00:11 PM

PERIOD ENDING 2/28/2022

	ACTUAL LAST YEAR			ACTUAL THIS YEAR				ENCUMBRANCE	BUDGET	UNENCUMBERED BALANCE
	CURRENT MONTH	YEAR TO DATE	%	CURRENT MONTH	%	YEAR TO DATE	%			
REVENUES										
4007 CHARGES FOR SERVICES	19,554.77	19,554.77	7	0.00	0	0.00	0	0.00	222,634.00	222,634.00
TOTAL REVENUES	19,554.77	19,554.77	7	0.00	0	0.00	0	0.00	222,634.00	222,634.00
EXPENDITURES										
5001 SALARIES AND WAGES	8,814.60	15,876.28	14	0.00	0	1,627.15	2	0.00	85,064.00	83,436.85
5003 FRINGE BENEFITS	3,686.50	4,054.94	8	884.07	3	1,086.50	3	0.00	35,198.00	34,111.50
5010 COMMODITIES	0.00	0.00	0	0.00	0	11,055.36	27	0.00	41,700.00	30,644.64
5020 SERVICES	1,324.24	2,081.87	2	0.00	0	225.00	0	0.00	54,305.00	54,080.00
8000 CAPITAL OUTLAY	0.00	0.00	0	0.00	0	0.00	0	0.00	5,640.00	5,640.00
TOTAL EXPENDITURES	13,825.34	22,013.09	7	884.07	0	13,994.01	6	0.00	221,907.00	207,912.99
OTHER FINANCING SOURCES (USES)										
TOTAL OTHER FINANCING SOURCES (USES)	0.00	0.00		0.00		0.00		0.00	0.00	0.00
NET CHANGE IN FUND BALANCE	-5,729.43	2,458.32		884.07		13,994.01		0.00	-727.00	-14,721.01




FUND DEPT 2675-041 : VICTIM ADVOCACY GRT-ICJIA - STATES ATTORNEY

3/11/2022 2:00:11 PM

PERIOD ENDING 2/28/2022

	ACTUAL LAST YEAR			ACTUAL THIS YEAR				ENCUMBRANCE	BUDGET	UNENCUMBERED BALANCE
	CURRENT MONTH	YEAR TO DATE	%	CURRENT MONTH	%	YEAR TO DATE	%			
REVENUES										
TOTAL REVENUES	0.00	0.00	0	0.00	0	0.00	0	0.00	0.00	0.00
EXPENDITURES										
TOTAL EXPENDITURES	0.00	0.00	0	0.00	0	0.00	0	0.00	0.00	0.00
OTHER FINANCING SOURCES (USES)										
TOTAL OTHER FINANCING SOURCES (USES)	0.00	0.00		0.00		0.00		0.00	0.00	0.00
NET CHANGE IN FUND BALANCE	0.00	0.00		0.00		0.00		0.00	0.00	0.00




FUND DEPT 2676-011 : SOLID WASTE MANAGEMENT - SOLID WASTE MGMT

3/11/2022 2:00:11 PM

PERIOD ENDING 2/28/2022

	ACTUAL LAST YEAR			ACTUAL THIS YEAR				ENCUMBRANCE	BUDGET	UNENCUMBERED BALANCE
	CURRENT MONTH	YEAR TO DATE	%	CURRENT MONTH	%	YEAR TO DATE	%			
REVENUES										
4004 INTERGOVERNMENTAL REVENUE	0.00	0.00	0	0.00	0	0.00	0	0.00	25,200.00	25,200.00
4006 LICENSES AND PERMITS	0.00	2,170.00	44	1,330.00	30	2,345.00	54	0.00	4,375.00	2,030.00
4008 INVESTMENT EARNINGS	0.00	0.00	0	0.00	0	0.00	0	0.00	25.00	25.00
4009 MISCELLANEOUS REVENUES	0.00	0.00	0	0.00	0	0.00	0	0.00	5,000.00	5,000.00
TOTAL REVENUES	0.00	2,170.00	6	1,330.00	4	2,345.00	7	0.00	34,600.00	32,255.00
EXPENDITURES										
5010 COMMODITIES	462.20	462.20	37	0.00	0	417.98	52	0.00	800.00	382.02
5020 SERVICES	3,675.00	3,975.00	10	1,175.00	3	1,475.00	4	0.00	39,000.00	37,525.00
TOTAL EXPENDITURES	4,137.20	4,437.20	11	1,175.00	3	1,892.98	5	0.00	39,800.00	37,907.02
NET CHANGE IN FUND BALANCE	4,137.20	2,267.20		-155.00		-452.02		0.00	5,200.00	5,652.02



FUND DEPT 2679-179 : CHILD ADVOCACY CENTER - CHILD ADVOCACY CENTER

3/11/2022 2:00:11 PM

PERIOD ENDING 2/28/2022

	ACTUAL LAST YEAR			ACTUAL THIS YEAR				ENCUMBRANCE	BUDGET	UNENCUMBERED BALANCE
	CURRENT MONTH	YEAR TO DATE	%	CURRENT MONTH	%	YEAR TO DATE	%			
REVENUES										
4004 INTERGOVERNMENTAL REVENUE	26,218.50	30,614.50	9	26,310.50	8	31,012.50	10	0.00	325,287.00	294,274.50
4008 INVESTMENT EARNINGS	0.00	0.00	0	0.00	0	0.00	0	0.00	100.00	100.00
4009 MISCELLANEOUS REVENUES	435.46	985.06	7	1,000.00	15	1,400.00	22	0.00	6,500.00	5,100.00
TOTAL REVENUES	26,653.96	31,599.56	9	27,310.50	8	32,412.50	10	0.00	331,887.00	299,474.50
EXPENDITURES										
5001 SALARIES AND WAGES	12,844.59	23,031.63	13	0.00	0	3,112.50	2	0.00	166,977.00	163,864.50
5003 FRINGE BENEFITS	4,264.27	4,759.98	8	2,630.05	5	2,999.10	5	0.00	55,412.00	52,412.90
5010 COMMODITIES	7.75	7.75	0	222.69	3	222.69	3	0.00	6,764.00	6,541.31
5020 SERVICES	11,031.86	11,222.86	11	5,757.53	6	8,317.61	8	1,245.24	102,583.00	94,265.39
TOTAL EXPENDITURES	28,148.47	39,022.22	11	8,610.27	3	14,651.90	4	1,245.24	331,736.00	317,084.10
NET CHANGE IN FUND BALANCE	1,494.51	7,422.66		-18,700.23		-17,760.60		1,245.24	-151.00	17,609.60



FUND DEPT 2685-031 : SPECIALTY COURTS FUND - CIRCUIT COURT

3/11/2022 2:00:11 PM

PERIOD ENDING 2/28/2022

	ACTUAL LAST YEAR			ACTUAL THIS YEAR				ENCUMBRANCE	BUDGET	UNENCUMBERED BALANCE
	CURRENT MONTH	YEAR TO DATE	%	CURRENT MONTH	%	YEAR TO DATE	%			
REVENUES										
4004 INTERGOVERNMENTAL REVENUE	0.00	0.00	0	0.00	0	0.00	0	0.00	47,682.00	47,682.00
4007 CHARGES FOR SERVICES	2,010.75	2,010.75	13	0.00	0	0.00	0	0.00	27,600.00	27,600.00
4008 INVESTMENT EARNINGS	0.00	0.00	0	0.00	0	0.00	0	0.00	100.00	100.00
TOTAL REVENUES	2,010.75	2,010.75	3	0.00	0	0.00	0	0.00	75,382.00	75,382.00
EXPENDITURES										
5001 SALARIES AND WAGES	3,582.00	6,447.60	14	0.00	0	183.38	0	0.00	47,682.00	47,498.62
5003 FRINGE BENEFITS	1,288.89	1,433.98	8	5.37	0	7.79	0	0.00	18,174.00	18,166.21
5020 SERVICES	248.43	621.81	5	48.31	0	144.96	1	0.00	12,600.00	12,455.04
TOTAL EXPENDITURES	5,119.32	8,503.39	11	53.68	0	336.13	0	0.00	78,456.00	78,119.87
OTHER FINANCING SOURCES (USES)										
TOTAL OTHER FINANCING SOURCES (USES)	0.00	0.00		0.00		0.00		0.00	0.00	0.00
NET CHANGE IN FUND BALANCE	3,108.57	6,492.64		53.68		336.13		0.00	3,074.00	2,737.87



FUND DEPT 2685-140 : SPECIALTY COURTS FUND - CORRECTIONAL CENTER

3/11/2022 2:00:11 PM

PERIOD ENDING 2/28/2022

	ACTUAL LAST YEAR			ACTUAL THIS YEAR				ENCUMBRANCE	BUDGET	UNENCUMBERED BALANCE
	CURRENT MONTH	YEAR TO DATE	%	CURRENT MONTH	%	YEAR TO DATE	%			
REVENUES										
TOTAL REVENUES	0.00	0.00	0	0.00	0	0.00	0	0.00	0.00	0.00
NET CHANGE IN FUND BALANCE	0.00	0.00		0.00		0.00		0.00	0.00	0.00



FUND DEPT 2840-016 : ARPA - ADMINISTRATIVE SERVICES

3/11/2022 2:00:11 PM

PERIOD ENDING 2/28/2022

	ACTUAL LAST YEAR			ACTUAL THIS YEAR				ENCUMBRANCE	BUDGET	UNENCUMBERED BALANCE
	CURRENT MONTH	YEAR TO DATE	%	CURRENT MONTH	%	YEAR TO DATE	%			
REVENUES										
4004 INTERGOVERNMENTAL REVENUE	0.00	0.00	0	0.00	0	0.00	0	0.00	20,364,815.00	20,364,815.00
4008 INVESTMENT EARNINGS	0.00	0.00	0	0.00	0	0.00	0	0.00	128,000.00	128,000.00
TOTAL REVENUES	0.00	0.00	0	0.00	0	0.00	0	0.00	20,492,815.00	20,492,815.00
EXPENDITURES										
5001 SALARIES AND WAGES	0.00	0.00	0	0.00	0	682.00	3	0.00	22,000.00	21,318.00
5003 FRINGE BENEFITS	0.00	0.00	0	9.68	0	61.85	3	0.00	2,220.00	2,158.15
5020 SERVICES	0.00	0.00	0	0.00	0	0.00	0	0.00	5,353,803.00	5,353,803.00
TOTAL EXPENDITURES	0.00	0.00	0	9.68	0	743.85	0	0.00	5,378,023.00	5,377,279.15
OTHER FINANCING SOURCES (USES)										
7001 OTHER FINANCING USES	0.00	0.00	0	0.00	0	0.00	0	0.00	-1,450,000.00	-1,450,000.00
TOTAL OTHER FINANCING SOURCES (USES)	0.00	0.00		0.00		0.00		0.00	-1,450,000.00	-1,450,000.00
NET CHANGE IN FUND BALANCE	0.00	0.00		9.68		743.85		0.00	-13,664,792.00	-13,665,535.85




FUND DEPT 2840-043 : ARPA - EMERGENCY MGMT AGCY (EMA)

3/11/2022 2:00:11 PM

PERIOD ENDING 2/28/2022

	ACTUAL LAST YEAR			ACTUAL THIS YEAR				ENCUMBRANCE	BUDGET	UNENCUMBERED BALANCE
	CURRENT MONTH	YEAR TO DATE	%	CURRENT MONTH	%	YEAR TO DATE	%			
REVENUES										
TOTAL REVENUES	0.00	0.00	0	0.00	0	0.00	0	0.00	0.00	0.00
EXPENDITURES										
TOTAL EXPENDITURES	0.00	0.00	0	0.00	0	0.00	0	0.00	0.00	0.00
NET CHANGE IN FUND BALANCE	0.00	0.00		0.00		0.00		0.00	0.00	0.00



FUND DEPT 2840-075 : ARPA - GENERAL COUNTY

3/11/2022 2:00:11 PM

PERIOD ENDING 2/28/2022

	ACTUAL LAST YEAR			ACTUAL THIS YEAR				ENCUMBRANCE	BUDGET	UNENCUMBERED BALANCE
	CURRENT MONTH	YEAR TO DATE	%	CURRENT MONTH	%	YEAR TO DATE	%			
EXPENDITURES										
5001 SALARIES AND WAGES	0.00	0.00	0	0.00	0	0.00	0	0.00	593,623.00	593,623.00
5002 LAW ENFORCEMENT SALARIES	0.00	0.00	0	0.00	0	0.00	0	0.00	9,250.00	9,250.00
5003 FRINGE BENEFITS	0.00	0.00	0	31,433.00	20	31,433.00	20	0.00	156,377.00	124,944.00
5010 COMMODITIES	0.00	0.00	0	0.00	0	0.00	0	0.00	110,750.00	110,750.00
5020 SERVICES	0.00	0.00	0	30,000.00	1	30,000.00	1	0.00	3,990,000.00	3,960,000.00
8000 CAPITAL OUTLAY	0.00	0.00	0	166,250.63	2	166,250.63	2	129,847.14	7,856,494.00	7,690,243.37
TOTAL EXPENDITURES	0.00	0.00	0	227,683.63	2	227,683.63	2	129,847.14	12,716,494.00	12,488,810.37
NET CHANGE IN FUND BALANCE	0.00	0.00		227,683.63		227,683.63		129,847.14	12,716,494.00	12,488,810.37



FUND DEPT 3105-010 : CAPITAL ASSET REPLCMT FND - COUNTY BOARD

3/11/2022 2:00:11 PM

PERIOD ENDING 2/28/2022

	ACTUAL LAST YEAR			ACTUAL THIS YEAR				ENCUMBRANCE	BUDGET	UNENCUMBERED BALANCE
	CURRENT MONTH	YEAR TO DATE	%	CURRENT MONTH	%	YEAR TO DATE	%			
REVENUES										
4008 INVESTMENT EARNINGS	0.00	0.00	0	0.00	0	0.00	0	0.00	4,000.00	4,000.00
TOTAL REVENUES	0.00	0.00	0	0.00	0	0.00	0	0.00	4,000.00	4,000.00
EXPENDITURES										
5010 COMMODITIES	0.00	0.00	0	0.00	0	0.00	0	0.00	2,000.00	2,000.00
5020 SERVICES	0.00	0.00	0	209,192.32	6	209,192.32	6	0.00	3,750,000.00	3,540,807.68
TOTAL EXPENDITURES	0.00	0.00	0	209,192.32	6	209,192.32	6	0.00	3,752,000.00	3,542,807.68
OTHER FINANCING SOURCES (USES)										
6001 OTHER FINANCING SOURCES	0.00	0.00	0	0.00	0	0.00	0	0.00	3,750,000.00	3,750,000.00
TOTAL OTHER FINANCING SOURCES (USES)	0.00	0.00		0.00		0.00		0.00	3,750,000.00	3,750,000.00
NET CHANGE IN FUND BALANCE	0.00	0.00		209,192.32		209,192.32		0.00	-2,000.00	-211,192.32



FUND DEPT 3105-016 : CAPITAL ASSET REPLCMT FND - ADMINISTRATIVE SERVICES

3/11/2022 2:00:11 PM

PERIOD ENDING 2/28/2022

	ACTUAL LAST YEAR			ACTUAL THIS YEAR				ENCUMBRANCE	BUDGET	UNENCUMBERED BALANCE
	CURRENT MONTH	YEAR TO DATE	%	CURRENT MONTH	%	YEAR TO DATE	%			
REVENUES										
TOTAL REVENUES	0.00	0.00	0	0.00	0	0.00	0	0.00	0.00	0.00
EXPENDITURES										
5010 COMMODITIES	0.00	0.00	0	0.00	0	0.00	0	0.00	13,842.00	13,842.00
8000 CAPITAL OUTLAY	0.00	0.00	0	0.00	0	0.00	0	0.00	15,442.00	15,442.00
TOTAL EXPENDITURES	0.00	0.00	0	0.00	0	0.00	0	0.00	29,284.00	29,284.00
OTHER FINANCING SOURCES (USES)										
6001 OTHER FINANCING SOURCES	0.00	0.00	0	0.00	0	0.00	0	0.00	5,486.00	5,486.00
TOTAL OTHER FINANCING SOURCES (USES)	0.00	0.00		0.00		0.00		0.00	5,486.00	5,486.00
NET CHANGE IN FUND BALANCE	0.00	0.00		0.00		0.00		0.00	23,798.00	23,798.00



FUND DEPT 3105-020 : CAPITAL ASSET REPLCMT FND - AUDITOR

3/11/2022 2:00:11 PM

PERIOD ENDING 2/28/2022

	ACTUAL LAST YEAR			ACTUAL THIS YEAR				ENCUMBRANCE	BUDGET	UNENCUMBERED BALANCE
	CURRENT MONTH	YEAR TO DATE	%	CURRENT MONTH	%	YEAR TO DATE	%			
EXPENDITURES										
TOTAL EXPENDITURES	0.00	0.00	0	0.00	0	0.00	0	0.00	0.00	0.00
OTHER FINANCING SOURCES (USES)										
6001 OTHER FINANCING SOURCES	0.00	0.00	0	0.00	0	0.00	0	0.00	3,665.00	3,665.00
TOTAL OTHER FINANCING SOURCES (USES)	0.00	0.00		0.00		0.00		0.00	3,665.00	3,665.00
NET CHANGE IN FUND BALANCE	0.00	0.00		0.00		0.00		0.00	-3,665.00	-3,665.00



FUND DEPT 3105-021 : CAPITAL ASSET REPLCMT FND - BOARD OF REVIEW

3/11/2022 2:00:11 PM

PERIOD ENDING 2/28/2022

	ACTUAL LAST YEAR			ACTUAL THIS YEAR				ENCUMBRANCE	BUDGET	UNENCUMBERED BALANCE
	CURRENT MONTH	YEAR TO DATE	%	CURRENT MONTH	%	YEAR TO DATE	%			
EXPENDITURES										
TOTAL EXPENDITURES	0.00	0.00	0	0.00	0	0.00	0	0.00	0.00	0.00
OTHER FINANCING SOURCES (USES)										
6001 OTHER FINANCING SOURCES	0.00	0.00	0	0.00	0	0.00	0	0.00	975.00	975.00
TOTAL OTHER FINANCING SOURCES (USES)	0.00	0.00		0.00		0.00		0.00	975.00	975.00
NET CHANGE IN FUND BALANCE	0.00	0.00		0.00		0.00		0.00	-975.00	-975.00



FUND DEPT 3105-022 : CAPITAL ASSET REPLCMT FND - COUNTY CLERK

3/11/2022 2:00:11 PM

PERIOD ENDING 2/28/2022

	ACTUAL LAST YEAR			ACTUAL THIS YEAR				ENCUMBRANCE	BUDGET	UNENCUMBERED BALANCE
	CURRENT MONTH	YEAR TO DATE	%	CURRENT MONTH	%	YEAR TO DATE	%			
EXPENDITURES										
TOTAL EXPENDITURES	0.00	0.00	0	0.00	0	0.00	0	0.00	0.00	0.00
OTHER FINANCING SOURCES (USES)										
6001 OTHER FINANCING SOURCES	0.00	0.00	0	0.00	0	0.00	0	0.00	6,250.00	6,250.00
TOTAL OTHER FINANCING SOURCES (USES)	0.00	0.00		0.00		0.00		0.00	6,250.00	6,250.00
NET CHANGE IN FUND BALANCE	0.00	0.00		0.00		0.00		0.00	-6,250.00	-6,250.00



FUND DEPT 3105-025 : CAPITAL ASSET REPLCMT FND - SUPERVISOR OF ASSESSMENT

3/11/2022 2:00:11 PM

PERIOD ENDING 2/28/2022

	ACTUAL LAST YEAR			ACTUAL THIS YEAR				ENCUMBRANCE	BUDGET	UNENCUMBERED BALANCE
	CURRENT MONTH	YEAR TO DATE	%	CURRENT MONTH	%	YEAR TO DATE	%			
EXPENDITURES										
5010 COMMODITIES	0.00	0.00	0	0.00	0	0.00	0	0.00	7,150.00	7,150.00
5020 SERVICES	0.00	3,530.80	71	0.00	0	3,707.34	93	0.00	4,000.00	292.66
TOTAL EXPENDITURES	0.00	3,530.80	46	0.00	0	3,707.34	33	0.00	11,150.00	7,442.66
OTHER FINANCING SOURCES (USES)										
6001 OTHER FINANCING SOURCES	0.00	0.00	0	0.00	0	0.00	0	0.00	10,593.00	10,593.00
TOTAL OTHER FINANCING SOURCES (USES)	0.00	0.00		0.00		0.00		0.00	10,593.00	10,593.00
NET CHANGE IN FUND BALANCE	0.00	3,530.80		0.00		3,707.34		0.00	557.00	-3,150.34




FUND DEPT 3105-026 : CAPITAL ASSET REPLCMT FND - COUNTY TREASURER

3/11/2022 2:00:11 PM

PERIOD ENDING 2/28/2022

	ACTUAL LAST YEAR			ACTUAL THIS YEAR				ENCUMBRANCE	BUDGET	UNENCUMBERED BALANCE
	CURRENT MONTH	YEAR TO DATE	%	CURRENT MONTH	%	YEAR TO DATE	%			
EXPENDITURES										
5010 COMMODITIES	0.00	0.00	0	0.00	0	0.00	0	0.00	11,900.00	11,900.00
TOTAL EXPENDITURES	0.00	0.00	0	0.00	0	0.00	0	0.00	11,900.00	11,900.00
OTHER FINANCING SOURCES (USES)										
6001 OTHER FINANCING SOURCES	0.00	0.00	0	0.00	0	0.00	0	0.00	11,710.00	11,710.00
TOTAL OTHER FINANCING SOURCES (USES)	0.00	0.00		0.00		0.00		0.00	11,710.00	11,710.00
NET CHANGE IN FUND BALANCE	0.00	0.00		0.00		0.00		0.00	190.00	190.00



FUND DEPT 3105-028 : CAPITAL ASSET REPLCMT FND - INFORMATION TECHNOLOGY (IT)

3/11/2022 2:00:11 PM

PERIOD ENDING 2/28/2022

	ACTUAL LAST YEAR			ACTUAL THIS YEAR				ENCUMBRANCE	BUDGET	UNENCUMBERED BALANCE
	CURRENT MONTH	YEAR TO DATE	%	CURRENT MONTH	%	YEAR TO DATE	%			
EXPENDITURES										
5010 COMMODITIES	0.00	0.00	0	6,322.54	22	6,322.54	22	-5,454.75	28,189.00	21,866.46
5020 SERVICES	245,078.50	314,723.49	25	18,907.71	2	201,836.18	20	150,194.31	997,902.00	796,065.82
8000 CAPITAL OUTLAY	0.00	20,420.00	22	0.00	0	33,335.24	5	0.00	642,480.00	609,144.76
TOTAL EXPENDITURES	245,078.50	335,143.49	24	25,230.25	2	241,493.96	14	144,739.56	1,668,571.00	1,427,077.04
OTHER FINANCING SOURCES (USES)										
6001 OTHER FINANCING SOURCES	31,472.00	31,472.00	2	0.00	0	0.00	0	0.00	1,350,053.00	1,350,053.00
TOTAL OTHER FINANCING SOURCES (USES)	31,472.00	31,472.00		0.00		0.00		0.00	1,350,053.00	1,350,053.00
NET CHANGE IN FUND BALANCE	213,606.50	303,671.49		25,230.25		241,493.96		144,739.56	318,518.00	77,024.04



FUND DEPT 3105-036 : CAPITAL ASSET REPLCMT FND - PUBLIC DEFENDER

3/11/2022 2:00:11 PM

PERIOD ENDING 2/28/2022

	ACTUAL LAST YEAR			ACTUAL THIS YEAR				ENCUMBRANCE	BUDGET	UNENCUMBERED BALANCE
	CURRENT MONTH	YEAR TO DATE	%	CURRENT MONTH	%	YEAR TO DATE	%			
EXPENDITURES										
5010 COMMODITIES	0.00	0.00	0	101.78	1	101.78	1	0.00	9,683.00	9,581.22
TOTAL EXPENDITURES	0.00	0.00	0	101.78	1	101.78	1	0.00	9,683.00	9,581.22
OTHER FINANCING SOURCES (USES)										
6001 OTHER FINANCING SOURCES	0.00	0.00	0	0.00	0	0.00	0	0.00	11,883.00	11,883.00
TOTAL OTHER FINANCING SOURCES (USES)	0.00	0.00		0.00		0.00		0.00	11,883.00	11,883.00
NET CHANGE IN FUND BALANCE	0.00	0.00		101.78		101.78		0.00	-2,200.00	-2,301.78



FUND DEPT 3105-040 : CAPITAL ASSET REPLCMT FND - SHERIFF

3/11/2022 2:00:11 PM

PERIOD ENDING 2/28/2022

	ACTUAL LAST YEAR			ACTUAL THIS YEAR				ENCUMBRANCE	BUDGET	UNENCUMBERED BALANCE
	CURRENT MONTH	YEAR TO DATE	%	CURRENT MONTH	%	YEAR TO DATE	%			
EXPENDITURES										
5010 COMMODITIES	0.00	0.00	0	0.00	0	0.00	0	0.00	220,167.00	220,167.00
5020 SERVICES	0.00	8,520.00	25	0.00	0	8,520.00	34	0.00	25,061.00	16,541.00
TOTAL EXPENDITURES	0.00	8,520.00	4	0.00	0	8,520.00	3	0.00	245,228.00	236,708.00
OTHER FINANCING SOURCES (USES)										
6001 OTHER FINANCING SOURCES	0.00	0.00	0	0.00	0	0.00	0	0.00	143,346.00	143,346.00
TOTAL OTHER FINANCING SOURCES (USES)	0.00	0.00		0.00		0.00		0.00	143,346.00	143,346.00
NET CHANGE IN FUND BALANCE	0.00	8,520.00		0.00		8,520.00		0.00	101,882.00	93,362.00



FUND DEPT 3105-041 : CAPITAL ASSET REPLCMT FND - STATES ATTORNEY

3/11/2022 2:00:11 PM

PERIOD ENDING 2/28/2022

	ACTUAL LAST YEAR			ACTUAL THIS YEAR				ENCUMBRANCE	BUDGET	UNENCUMBERED BALANCE
	CURRENT MONTH	YEAR TO DATE	%	CURRENT MONTH	%	YEAR TO DATE	%			
EXPENDITURES										
5010 COMMODITIES	0.00	0.00	0	0.00	0	493.00	1	0.00	33,150.00	32,657.00
5020 SERVICES	0.00	0.00	0	0.00	0	0.00	0	0.00	50,000.00	50,000.00
8000 CAPITAL OUTLAY	0.00	0.00	0	0.00	0	0.00	0	0.00	3,028.00	3,028.00
TOTAL EXPENDITURES	0.00	0.00	0	0.00	0	493.00	1	0.00	86,178.00	85,685.00
OTHER FINANCING SOURCES (USES)										
6001 OTHER FINANCING SOURCES	0.00	0.00	0	0.00	0	0.00	0	0.00	44,848.00	44,848.00
TOTAL OTHER FINANCING SOURCES (USES)	0.00	0.00		0.00		0.00		0.00	44,848.00	44,848.00
NET CHANGE IN FUND BALANCE	0.00	0.00		0.00		493.00		0.00	41,330.00	40,837.00




FUND DEPT 3105-042 : CAPITAL ASSET REPLCMT FND - CORONER

3/11/2022 2:00:11 PM

PERIOD ENDING 2/28/2022

	ACTUAL LAST YEAR			ACTUAL THIS YEAR				ENCUMBRANCE	BUDGET	UNENCUMBERED BALANCE
	CURRENT MONTH	YEAR TO DATE	%	CURRENT MONTH	%	YEAR TO DATE	%			
EXPENDITURES										
5010 COMMODITIES	0.00	0.00	0	0.00	0	4,388.64	16	0.00	27,629.00	23,240.36
8000 CAPITAL OUTLAY	0.00	0.00	0	0.00	0	0.00	0	0.00	8,611.00	8,611.00
TOTAL EXPENDITURES	0.00	0.00	0	0.00	0	4,388.64	12	0.00	36,240.00	31,851.36
OTHER FINANCING SOURCES (USES)										
TOTAL OTHER FINANCING SOURCES (USES)	0.00	0.00		0.00		0.00		0.00	0.00	0.00
NET CHANGE IN FUND BALANCE	0.00	0.00		0.00		4,388.64		0.00	36,240.00	31,851.36



FUND DEPT 3105-043 : CAPITAL ASSET REPLCMT FND - EMERGENCY MGMT AGCY (EMA)

3/11/2022 2:00:11 PM

PERIOD ENDING 2/28/2022

	ACTUAL LAST YEAR			ACTUAL THIS YEAR				ENCUMBRANCE	BUDGET	UNENCUMBERED BALANCE
	CURRENT MONTH	YEAR TO DATE	%	CURRENT MONTH	%	YEAR TO DATE	%			
EXPENDITURES										
8000 CAPITAL OUTLAY	0.00	0.00	0	0.00	0	0.00	0	0.00	18,000.00	18,000.00
TOTAL EXPENDITURES	0.00	0.00	0	0.00	0	0.00	0	0.00	18,000.00	18,000.00
OTHER FINANCING SOURCES (USES)										
6001 OTHER FINANCING SOURCES	0.00	0.00	0	0.00	0	0.00	0	0.00	36,600.00	36,600.00
TOTAL OTHER FINANCING SOURCES (USES)	0.00	0.00		0.00		0.00		0.00	36,600.00	36,600.00
NET CHANGE IN FUND BALANCE	0.00	0.00		0.00		0.00		0.00	-18,600.00	-18,600.00



FUND DEPT 3105-051 : CAPITAL ASSET REPLCMT FND - JUVENILE DETENTION CENTER

3/11/2022 2:00:11 PM

PERIOD ENDING 2/28/2022

	ACTUAL LAST YEAR			ACTUAL THIS YEAR				ENCUMBRANCE	BUDGET	UNENCUMBERED BALANCE
	CURRENT MONTH	YEAR TO DATE	%	CURRENT MONTH	%	YEAR TO DATE	%			
EXPENDITURES										
5010 COMMODITIES	0.00	1,201.00	3	0.00	0	0.00	0	0.00	6,065.00	6,065.00
5020 SERVICES	0.00	3,995.00	100	0.00	0	3,995.00	100	0.00	4,000.00	5.00
8000 CAPITAL OUTLAY	22,568.15	22,568.15	100	0.00	0	0.00	0	0.00	59,571.00	59,571.00
TOTAL EXPENDITURES	22,568.15	27,764.15	42	0.00	0	3,995.00	6	0.00	69,636.00	65,641.00
OTHER FINANCING SOURCES (USES)										
6001 OTHER FINANCING SOURCES	-123,793.32	0.00	0	0.00	0	0.00	0	0.00	70,092.00	70,092.00
TOTAL OTHER FINANCING SOURCES (USES)	-123,793.32	0.00		0.00		0.00		0.00	70,092.00	70,092.00
NET CHANGE IN FUND BALANCE	146,361.47	27,764.15		0.00		3,995.00		0.00	-456.00	-4,451.00



FUND DEPT 3105-052 : CAPITAL ASSET REPLCMT FND - COURT SERVICES -PROBATION

3/11/2022 2:00:11 PM

PERIOD ENDING 2/28/2022

	ACTUAL LAST YEAR			ACTUAL THIS YEAR				ENCUMBRANCE	BUDGET	UNENCUMBERED BALANCE
	CURRENT MONTH	YEAR TO DATE	%	CURRENT MONTH	%	YEAR TO DATE	%			
EXPENDITURES										
5010 COMMODITIES	0.00	0.00	0	0.00	0	0.00	0	0.00	13,015.00	13,015.00
8000 CAPITAL OUTLAY	0.00	0.00	0	0.00	0	0.00	0	0.00	14,681.00	14,681.00
TOTAL EXPENDITURES	0.00	0.00	0	0.00	0	0.00	0	0.00	27,696.00	27,696.00
OTHER FINANCING SOURCES (USES)										
6001 OTHER FINANCING SOURCES	0.00	0.00	0	0.00	0	0.00	0	0.00	30,616.00	30,616.00
TOTAL OTHER FINANCING SOURCES (USES)	0.00	0.00		0.00		0.00		0.00	30,616.00	30,616.00
NET CHANGE IN FUND BALANCE	0.00	0.00		0.00		0.00		0.00	-2,920.00	-2,920.00



FUND DEPT 3105-059 : CAPITAL ASSET REPLCMT FND - FACILITIES PLANNING

3/11/2022 2:00:11 PM

PERIOD ENDING 2/28/2022

	ACTUAL LAST YEAR			ACTUAL THIS YEAR				ENCUMBRANCE	BUDGET	UNENCUMBERED BALANCE
	CURRENT MONTH	YEAR TO DATE	%	CURRENT MONTH	%	YEAR TO DATE	%			
REVENUES										
TOTAL REVENUES	0.00	0.00	0	0.00	0	0.00	0	0.00	0.00	0.00
EXPENDITURES										
5020 SERVICES	0.00	0.00	0	4,803.19	0	4,803.19	0	0.00	1,192,586.00	1,187,782.81
8000 CAPITAL OUTLAY	63,263.82	63,263.82	1	387,888.67	26	387,888.67	26	0.00	1,471,024.00	1,083,135.33
TOTAL EXPENDITURES	63,263.82	63,263.82	1	392,691.86	15	392,691.86	15	0.00	2,663,610.00	2,270,918.14
OTHER FINANCING SOURCES (USES)										
6001 OTHER FINANCING SOURCES	-26,699.68	0.00	0	0.00	0	0.00	0	0.00	2,150,000.00	2,150,000.00
TOTAL OTHER FINANCING SOURCES (USES)	-26,699.68	0.00		0.00		0.00		0.00	2,150,000.00	2,150,000.00
NET CHANGE IN FUND BALANCE	89,963.50	63,263.82		392,691.86		392,691.86		0.00	513,610.00	120,918.14




FUND DEPT 3105-071 : CAPITAL ASSET REPLCMT FND - PUBLIC PROP (PHYS, PLNT, FAC)

3/11/2022 2:00:11 PM

PERIOD ENDING 2/28/2022

	ACTUAL LAST YEAR			ACTUAL THIS YEAR				ENCUMBRANCE	BUDGET	UNENCUMBERED BALANCE
	CURRENT MONTH	YEAR TO DATE	%	CURRENT MONTH	%	YEAR TO DATE	%			
EXPENDITURES										
5010 COMMODITIES	0.00	0.00	0	0.00	0	0.00	0	0.00	10,550.00	10,550.00
8000 CAPITAL OUTLAY	0.00	0.00	0	0.00	0	0.00	0	0.00	76,400.00	76,400.00
TOTAL EXPENDITURES	0.00	0.00	0	0.00	0	0.00	0	0.00	86,950.00	86,950.00
OTHER FINANCING SOURCES (USES)										
6001 OTHER FINANCING SOURCES	0.00	0.00	0	0.00	0	0.00	0	0.00	187,782.00	187,782.00
TOTAL OTHER FINANCING SOURCES (USES)	0.00	0.00		0.00		0.00		0.00	187,782.00	187,782.00
NET CHANGE IN FUND BALANCE	0.00	0.00		0.00		0.00		0.00	-100,832.00	-100,832.00



FUND DEPT 3105-077 : CAPITAL ASSET REPLCMT FND - ZONING AND ENFORCE (P&Z)

3/11/2022 2:00:11 PM

PERIOD ENDING 2/28/2022

	ACTUAL LAST YEAR			ACTUAL THIS YEAR				ENCUMBRANCE	BUDGET	UNENCUMBERED BALANCE
	CURRENT MONTH	YEAR TO DATE	%	CURRENT MONTH	%	YEAR TO DATE	%			
EXPENDITURES										
5010 COMMODITIES	0.00	0.00	0	0.00	0	0.00	0	0.00	3,900.00	3,900.00
5020 SERVICES	0.00	0.00	0	0.00	0	0.00	0	0.00	25,080.00	25,080.00
TOTAL EXPENDITURES	0.00	0.00	0	0.00	0	0.00	0	0.00	28,980.00	28,980.00
OTHER FINANCING SOURCES (USES)										
6001 OTHER FINANCING SOURCES	0.00	0.00	0	0.00	0	0.00	0	0.00	28,323.00	28,323.00
TOTAL OTHER FINANCING SOURCES (USES)	0.00	0.00		0.00		0.00		0.00	28,323.00	28,323.00
NET CHANGE IN FUND BALANCE	0.00	0.00		0.00		0.00		0.00	657.00	657.00



FUND DEPT 3105-140 : CAPITAL ASSET REPLCMT FND - CORRECTIONAL CENTER

3/11/2022 2:00:11 PM

PERIOD ENDING 2/28/2022

	ACTUAL LAST YEAR			ACTUAL THIS YEAR				ENCUMBRANCE	BUDGET	UNENCUMBERED BALANCE
	CURRENT MONTH	YEAR TO DATE	%	CURRENT MONTH	%	YEAR TO DATE	%			
EXPENDITURES										
5010 COMMODITIES	0.00	0.00	0	0.00	0	0.00	0	0.00	110,882.00	110,882.00
5020 SERVICES	0.00	26,328.50	16	0.00	0	26,328.50	15	0.00	172,662.00	146,333.50
8000 CAPITAL OUTLAY	0.00	0.00	0	0.00	0	0.00	0	0.00	73,000.00	73,000.00
TOTAL EXPENDITURES	0.00	26,328.50	15	0.00	0	26,328.50	7	0.00	356,544.00	330,215.50
OTHER FINANCING SOURCES (USES)										
6001 OTHER FINANCING SOURCES	0.00	0.00	0	0.00	0	0.00	0	0.00	274,761.00	274,761.00
TOTAL OTHER FINANCING SOURCES (USES)	0.00	0.00		0.00		0.00		0.00	274,761.00	274,761.00
NET CHANGE IN FUND BALANCE	0.00	26,328.50		0.00		26,328.50		0.00	81,783.00	55,454.50




FUND DEPT 3303-010 : COURT COMPLEX CONSTR FUND - COUNTY BOARD

3/11/2022 2:00:11 PM

PERIOD ENDING 2/28/2022

	ACTUAL LAST YEAR			ACTUAL THIS YEAR				ENCUMBRANCE	BUDGET	UNENCUMBERED BALANCE
	CURRENT MONTH	YEAR TO DATE	%	CURRENT MONTH	%	YEAR TO DATE	%			
REVENUES										
4008 INVESTMENT EARNINGS	0.00	0.00	0	0.00	0	0.00	0	0.00	25.00	25.00
TOTAL REVENUES	0.00	0.00	0	0.00	0	0.00	0	0.00	25.00	25.00
EXPENDITURES										
5020 SERVICES	0.00	0.00	0	0.00	0	0.00	0	0.00	16,925.00	16,925.00
TOTAL EXPENDITURES	0.00	0.00	0	0.00	0	0.00	0	0.00	16,925.00	16,925.00
OTHER FINANCING SOURCES (USES)										
TOTAL OTHER FINANCING SOURCES (USES)	0.00	0.00		0.00		0.00		0.00	0.00	0.00
NET CHANGE IN FUND BALANCE	0.00	0.00		0.00		0.00		0.00	16,900.00	16,900.00



FUND DEPT 4074-010 : 2003 NURS HM BOND DBT SRV - COUNTY BOARD

3/11/2022 2:00:11 PM

PERIOD ENDING 2/28/2022

	ACTUAL LAST YEAR			ACTUAL THIS YEAR				ENCUMBRANCE	BUDGET	UNENCUMBERED BALANCE
	CURRENT MONTH	YEAR TO DATE	%	CURRENT MONTH	%	YEAR TO DATE	%			
REVENUES										
TOTAL REVENUES	0.00	0.00	0	0.00	0	0.00	0	0.00	0.00	0.00
EXPENDITURES										
TOTAL EXPENDITURES	0.00	0.00	0	0.00	0	0.00	0	0.00	0.00	0.00
OTHER FINANCING SOURCES (USES)										
TOTAL OTHER FINANCING SOURCES (USES)	0.00	0.00		0.00		0.00		0.00	0.00	0.00
NET CHANGE IN FUND BALANCE	0.00	0.00		0.00		0.00		0.00	0.00	0.00



FUND DEPT 4350-010 : HWY FACIL BOND DEBT SERVICE - COUNTY BOARD

3/11/2022 2:00:11 PM

PERIOD ENDING 2/28/2022

	ACTUAL LAST YEAR			ACTUAL THIS YEAR				ENCUMBRANCE	BUDGET	UNENCUMBERED BALANCE
	CURRENT MONTH	YEAR TO DATE	%	CURRENT MONTH	%	YEAR TO DATE	%			
REVENUES										
TOTAL REVENUES	0.00	0.00	0	0.00	0	0.00	0	0.00	0.00	0.00
OTHER FINANCING SOURCES (USES)										
TOTAL OTHER FINANCING SOURCES (USES)	0.00	0.00		0.00		0.00		0.00	0.00	0.00
NET CHANGE IN FUND BALANCE	0.00	0.00		0.00		0.00		0.00	0.00	0.00



FUND DEPT 5081-120 : NURSING HOME - EMPLOYEE GROUP INSURANCE

3/11/2022 2:00:11 PM

PERIOD ENDING 2/28/2022

	ACTUAL LAST YEAR			ACTUAL THIS YEAR				ENCUMBRANCE	BUDGET	UNENCUMBERED BALANCE
	CURRENT MONTH	YEAR TO DATE	%	CURRENT MONTH	%	YEAR TO DATE	%			
OTHER FINANCING SOURCES (USES)										
TOTAL OTHER FINANCING SOURCES (USES)	<i>0.00</i>	<i>0.00</i>		<i>0.00</i>		<i>0.00</i>		<i>0.00</i>	<i>0.00</i>	<i>0.00</i>
NET CHANGE IN FUND BALANCE	0.00	0.00		0.00		0.00		0.00	0.00	0.00



FUND DEPT 5081-405 : NURSING HOME - NURSING HOME TRANSITION

3/11/2022 2:00:11 PM

PERIOD ENDING 2/28/2022

	ACTUAL LAST YEAR			ACTUAL THIS YEAR				ENCUMBRANCE	BUDGET	UNENCUMBERED BALANCE
	CURRENT MONTH	YEAR TO DATE	%	CURRENT MONTH	%	YEAR TO DATE	%			
REVENUES										
4009 MISCELLANEOUS REVENUES	0.00	0.00	0	0.00	0	0.00	0	0.00	110,000.00	110,000.00
TOTAL REVENUES	0.00	0.00	0	0.00	0	0.00	0	0.00	110,000.00	110,000.00
EXPENDITURES										
TOTAL EXPENDITURES	0.00	0.00	0	0.00	0	0.00	0	0.00	0.00	0.00
OTHER FINANCING SOURCES (USES)										
TOTAL OTHER FINANCING SOURCES (USES)	0.00	0.00		0.00		0.00		0.00	0.00	0.00
NET CHANGE IN FUND BALANCE	0.00	0.00		0.00		0.00		0.00	-110,000.00	-110,000.00



FUND DEPT 5081-410 : NURSING HOME - ADMINISTRATIVE

3/11/2022 2:00:11 PM

PERIOD ENDING 2/28/2022

	ACTUAL LAST YEAR			ACTUAL THIS YEAR				ENCUMBRANCE	BUDGET	UNENCUMBERED BALANCE
	CURRENT MONTH	YEAR TO DATE	%	CURRENT MONTH	%	YEAR TO DATE	%			
REVENUES										
TOTAL REVENUES	0.00	0.00	0	0.00	0	0.00	0	0.00	0.00	0.00
EXPENDITURES										
5020 SERVICES	450.00	8,566.62	11	12,007.80	48	12,007.80	48	0.00	25,000.00	12,992.20
TOTAL EXPENDITURES	450.00	8,566.62	11	12,007.80	48	12,007.80	48	0.00	25,000.00	12,992.20
OTHER FINANCING SOURCES (USES)										
TOTAL OTHER FINANCING SOURCES (USES)	0.00	0.00		0.00		0.00		0.00	0.00	0.00
NET CHANGE IN FUND BALANCE	450.00	8,566.62		12,007.80		12,007.80		0.00	25,000.00	12,992.20



FUND DEPT 5081-415 : NURSING HOME - ENVIRONMENTAL SERVICES

3/11/2022 2:00:11 PM

PERIOD ENDING 2/28/2022

	ACTUAL LAST YEAR			ACTUAL THIS YEAR				ENCUMBRANCE	BUDGET	UNENCUMBERED BALANCE
	CURRENT MONTH	YEAR TO DATE	%	CURRENT MONTH	%	YEAR TO DATE	%			
EXPENDITURES										
TOTAL EXPENDITURES	0.00	0.00	0	0.00	0	0.00	0	0.00	0.00	0.00
NET CHANGE IN FUND BALANCE	0.00	0.00		0.00		0.00		0.00	0.00	0.00



FUND DEPT 5081-420 : NURSING HOME - LAUNDRY

3/11/2022 2:00:11 PM

PERIOD ENDING 2/28/2022

	ACTUAL LAST YEAR			ACTUAL THIS YEAR				ENCUMBRANCE	BUDGET	UNENCUMBERED BALANCE
	CURRENT MONTH	YEAR TO DATE	%	CURRENT MONTH	%	YEAR TO DATE	%			
EXPENDITURES										
TOTAL EXPENDITURES	0.00	0.00	0	0.00	0	0.00	0	0.00	0.00	0.00
NET CHANGE IN FUND BALANCE	0.00	0.00		0.00		0.00		0.00	0.00	0.00



FUND DEPT 5081-425 : NURSING HOME - MAINTENANCE

3/11/2022 2:00:11 PM

PERIOD ENDING 2/28/2022

	ACTUAL LAST YEAR			ACTUAL THIS YEAR				ENCUMBRANCE	BUDGET	UNENCUMBERED BALANCE
	CURRENT MONTH	YEAR TO DATE	%	CURRENT MONTH	%	YEAR TO DATE	%			
EXPENDITURES										
TOTAL EXPENDITURES	0.00	0.00	0	0.00	0	0.00	0	0.00	0.00	0.00
NET CHANGE IN FUND BALANCE	0.00	0.00		0.00		0.00		0.00	0.00	0.00



FUND DEPT 5081-430 : NURSING HOME - NURSING SERVICES

3/11/2022 2:00:11 PM

PERIOD ENDING 2/28/2022

	ACTUAL LAST YEAR			ACTUAL THIS YEAR				ENCUMBRANCE	BUDGET	UNENCUMBERED BALANCE
	CURRENT MONTH	YEAR TO DATE	%	CURRENT MONTH	%	YEAR TO DATE	%			
EXPENDITURES										
TOTAL EXPENDITURES	0.00	0.00	0	0.00	0	0.00	0	0.00	0.00	0.00
NET CHANGE IN FUND BALANCE	0.00	0.00		0.00		0.00		0.00	0.00	0.00



FUND DEPT 5081-440 : NURSING HOME - ACTIVITIES

3/11/2022 2:00:11 PM

PERIOD ENDING 2/28/2022

	ACTUAL LAST YEAR			ACTUAL THIS YEAR				ENCUMBRANCE	BUDGET	UNENCUMBERED BALANCE
	CURRENT MONTH	YEAR TO DATE	%	CURRENT MONTH	%	YEAR TO DATE	%			
EXPENDITURES										
TOTAL EXPENDITURES	0.00	0.00	0	0.00	0	0.00	0	0.00	0.00	0.00
NET CHANGE IN FUND BALANCE	0.00	0.00		0.00		0.00		0.00	0.00	0.00



FUND DEPT 5081-441 : NURSING HOME - SOCIAL SERVICES

3/11/2022 2:00:11 PM

PERIOD ENDING 2/28/2022

	ACTUAL LAST YEAR			ACTUAL THIS YEAR				ENCUMBRANCE	BUDGET	UNENCUMBERED BALANCE
	CURRENT MONTH	YEAR TO DATE	%	CURRENT MONTH	%	YEAR TO DATE	%			
EXPENDITURES										
TOTAL EXPENDITURES	<i>0.00</i>	<i>0.00</i>	<i>0</i>	<i>0.00</i>	<i>0</i>	<i>0.00</i>	<i>0</i>	<i>0.00</i>	<i>0.00</i>	<i>0.00</i>
NET CHANGE IN FUND BALANCE	0.00	0.00		0.00		0.00		0.00	0.00	0.00




FUND DEPT 5081-445 : NURSING HOME - PHYSICAL THERAPY

3/11/2022 2:00:11 PM

PERIOD ENDING 2/28/2022

	ACTUAL LAST YEAR			ACTUAL THIS YEAR				ENCUMBRANCE	BUDGET	UNENCUMBERED BALANCE
	CURRENT MONTH	YEAR TO DATE	%	CURRENT MONTH	%	YEAR TO DATE	%			
EXPENDITURES										
TOTAL EXPENDITURES	0.00	0.00	0	0.00	0	0.00	0	0.00	0.00	0.00
NET CHANGE IN FUND BALANCE	0.00	0.00		0.00		0.00		0.00	0.00	0.00



FUND DEPT 5081-446 : NURSING HOME - OCCUPATIONAL THERAPY

3/11/2022 2:00:11 PM

PERIOD ENDING 2/28/2022

	ACTUAL LAST YEAR			ACTUAL THIS YEAR				ENCUMBRANCE	BUDGET	UNENCUMBERED BALANCE
	CURRENT MONTH	YEAR TO DATE	%	CURRENT MONTH	%	YEAR TO DATE	%			
EXPENDITURES										
TOTAL EXPENDITURES	0.00	0.00	0	0.00	0	0.00	0	0.00	0.00	0.00
NET CHANGE IN FUND BALANCE	0.00	0.00		0.00		0.00		0.00	0.00	0.00



FUND DEPT 5081-447 : NURSING HOME - RESPIRATORY THERAPY

3/11/2022 2:00:11 PM

PERIOD ENDING 2/28/2022

	ACTUAL LAST YEAR			ACTUAL THIS YEAR				ENCUMBRANCE	BUDGET	UNENCUMBERED BALANCE
	CURRENT MONTH	YEAR TO DATE	%	CURRENT MONTH	%	YEAR TO DATE	%			
EXPENDITURES										
TOTAL EXPENDITURES	<i>0.00</i>	<i>0.00</i>	<i>0</i>	<i>0.00</i>	<i>0</i>	<i>0.00</i>	<i>0</i>	<i>0.00</i>	<i>0.00</i>	<i>0.00</i>
NET CHANGE IN FUND BALANCE	0.00	0.00		0.00		0.00		0.00	0.00	0.00



FUND DEPT 5081-448 : NURSING HOME - SPEECH THERAPY

3/11/2022 2:00:11 PM

PERIOD ENDING 2/28/2022

	ACTUAL LAST YEAR			ACTUAL THIS YEAR				ENCUMBRANCE	BUDGET	UNENCUMBERED BALANCE
	CURRENT MONTH	YEAR TO DATE	%	CURRENT MONTH	%	YEAR TO DATE	%			
EXPENDITURES										
TOTAL EXPENDITURES	0.00	0.00	0	0.00	0	0.00	0	0.00	0.00	0.00
NET CHANGE IN FUND BALANCE	0.00	0.00		0.00		0.00		0.00	0.00	0.00



FUND DEPT 5081-450 : NURSING HOME - DIETARY

3/11/2022 2:00:11 PM

PERIOD ENDING 2/28/2022

	ACTUAL LAST YEAR			ACTUAL THIS YEAR				ENCUMBRANCE	BUDGET	UNENCUMBERED BALANCE
	CURRENT MONTH	YEAR TO DATE	%	CURRENT MONTH	%	YEAR TO DATE	%			
EXPENDITURES										
TOTAL EXPENDITURES	0.00	0.00	0	0.00	0	0.00	0	0.00	0.00	0.00
NET CHANGE IN FUND BALANCE	0.00	0.00		0.00		0.00		0.00	0.00	0.00



FUND DEPT 5081-455 : NURSING HOME - BEAUTY SHOP

3/11/2022 2:00:11 PM

PERIOD ENDING 2/28/2022

	ACTUAL LAST YEAR			ACTUAL THIS YEAR				ENCUMBRANCE	BUDGET	UNENCUMBERED BALANCE
	CURRENT MONTH	YEAR TO DATE	%	CURRENT MONTH	%	YEAR TO DATE	%			
EXPENDITURES										
TOTAL EXPENDITURES	0.00	0.00	0	0.00	0	0.00	0	0.00	0.00	0.00
NET CHANGE IN FUND BALANCE	0.00	0.00		0.00		0.00		0.00	0.00	0.00



FUND DEPT 5081-460 : NURSING HOME - ADULT DAY CARE

3/11/2022 2:00:11 PM

PERIOD ENDING 2/28/2022

	ACTUAL LAST YEAR			ACTUAL THIS YEAR				ENCUMBRANCE	BUDGET	UNENCUMBERED BALANCE
	CURRENT MONTH	YEAR TO DATE	%	CURRENT MONTH	%	YEAR TO DATE	%			
EXPENDITURES										
TOTAL EXPENDITURES	0.00	0.00	0	0.00	0	0.00	0	0.00	0.00	0.00
NET CHANGE IN FUND BALANCE	0.00	0.00		0.00		0.00		0.00	0.00	0.00



FUND DEPT 5081-462 : NURSING HOME - ALZHEIMERS UNIT

3/11/2022 2:00:11 PM

PERIOD ENDING 2/28/2022

	ACTUAL LAST YEAR			ACTUAL THIS YEAR				ENCUMBRANCE	BUDGET	UNENCUMBERED BALANCE
	CURRENT MONTH	YEAR TO DATE	%	CURRENT MONTH	%	YEAR TO DATE	%			
EXPENDITURES										
TOTAL EXPENDITURES	0.00	0.00	0	0.00	0	0.00	0	0.00	0.00	0.00
NET CHANGE IN FUND BALANCE	0.00	0.00		0.00		0.00		0.00	0.00	0.00




FUND DEPT 6476-118 : SELF-FUNDED INSURANCE - PROPERTY/LIABILITY INSUR

3/11/2022 2:00:11 PM

PERIOD ENDING 2/28/2022

	ACTUAL LAST YEAR			ACTUAL THIS YEAR				ENCUMBRANCE	BUDGET	UNENCUMBERED BALANCE
	CURRENT MONTH	YEAR TO DATE	%	CURRENT MONTH	%	YEAR TO DATE	%			
REVENUES										
4007 CHARGES FOR SERVICES	0.00	0.00	0	0.00	0	0.00	0	0.00	1,584,242.00	1,584,242.00
TOTAL REVENUES	0.00	0.00	0	0.00	0	0.00	0	0.00	1,584,242.00	1,584,242.00
EXPENDITURES										
5020 SERVICES	17,906.71	695,517.46	36	141,608.35	7	235,845.51	11	0.00	2,072,378.00	1,836,532.49
TOTAL EXPENDITURES	17,906.71	695,517.46	36	141,608.35	7	235,845.51	11	0.00	2,072,378.00	1,836,532.49
OTHER FINANCING SOURCES (USES)										
6001 OTHER FINANCING SOURCES	0.00	0.00	0	0.00	0	0.00	0	0.00	250,000.00	250,000.00
7001 OTHER FINANCING USES	0.00	0.00	0	0.00	0	0.00	0	0.00	-6,864.00	-6,864.00
TOTAL OTHER FINANCING SOURCES (USES)	0.00	0.00		0.00		0.00		0.00	243,136.00	243,136.00
NET CHANGE IN FUND BALANCE	17,906.71	695,517.46		141,608.35		235,845.51		0.00	245,000.00	9,154.49



PERIOD ENDING 2/28/2022

	ACTUAL LAST YEAR			ACTUAL THIS YEAR				ENCUMBRANCE	BUDGET	UNENCUMBERED BALANCE
	CURRENT MONTH	YEAR TO DATE	%	CURRENT MONTH	%	YEAR TO DATE	%			
REVENUES										
4007 CHARGES FOR SERVICES	74,421.12	74,421.12	8	0.00	0	0.00	0	0.00	953,395.00	953,395.00
4008 INVESTMENT EARNINGS	0.00	0.00	0	0.00	0	0.00	0	0.00	1,600.00	1,600.00
TOTAL REVENUES	74,421.12	74,421.12	8	0.00	0	0.00	0	0.00	954,995.00	954,995.00
EXPENDITURES										
5003 FRINGE BENEFITS	59,788.01	222,966.67	24	43,181.13	5	51,103.21	5	0.00	939,667.00	888,563.79
TOTAL EXPENDITURES	59,788.01	222,966.67	24	43,181.13	5	51,103.21	5	0.00	939,667.00	888,563.79
OTHER FINANCING SOURCES (USES)										
7001 OTHER FINANCING USES	0.00	0.00	0	0.00	0	0.00	0	0.00	-13,728.00	-13,728.00
TOTAL OTHER FINANCING SOURCES (USES)	0.00	0.00		0.00		0.00		0.00	-13,728.00	-13,728.00
NET CHANGE IN FUND BALANCE	-14,633.11	148,545.55		43,181.13		51,103.21		0.00	-1,600.00	-52,703.21



FUND DEPT 6620-120 : HEALTH-LIFE INSURANCE - EMPLOYEE GROUP INSURANCE

3/11/2022 2:00:11 PM

PERIOD ENDING 2/28/2022

	ACTUAL LAST YEAR			ACTUAL THIS YEAR				ENCUMBRANCE	BUDGET	UNENCUMBERED BALANCE
	CURRENT MONTH	YEAR TO DATE	%	CURRENT MONTH	%	YEAR TO DATE	%			
REVENUES										
4007 CHARGES FOR SERVICES	576,223.14	689,852.48	0	102,564.76	0	205,187.52	0	0.00	0.00	-205,187.52
4009 MISCELLANEOUS REVENUES	0.00	10.00	0	0.00	0	1,269.00	0	0.00	7,425,950.00	7,424,681.00
TOTAL REVENUES	576,223.14	689,862.48	10	102,564.76	1	206,456.52	3	0.00	7,425,950.00	7,219,493.48
EXPENDITURES										
5003 FRINGE BENEFITS	344.00	578,088.04	8	562,684.01	8	1,150,147.31	16	0.00	7,406,250.00	6,256,102.69
5010 COMMODITIES	0.00	0.00	0	0.00	0	0.00	0	0.00	200.00	200.00
5020 SERVICES	0.00	0.00	0	0.00	0	0.00	0	0.00	19,500.00	19,500.00
TOTAL EXPENDITURES	344.00	578,088.04	8	562,684.01	8	1,150,147.31	15	0.00	7,425,950.00	6,275,802.69
OTHER FINANCING SOURCES (USES)										
TOTAL OTHER FINANCING SOURCES (USES)	0.00	0.00		0.00		0.00		0.00	0.00	0.00
NET CHANGE IN FUND BALANCE	-575,879.14	-111,774.44		460,119.25		943,690.79		0.00	0.00	-943,690.79



FUND DEPT 7086-060 : TOWNSHIP MOTOR FUEL TAX - HIGHWAY

3/11/2022 2:00:11 PM

PERIOD ENDING 2/28/2022

	ACTUAL LAST YEAR			ACTUAL THIS YEAR				ENCUMBRANCE	BUDGET	UNENCUMBERED BALANCE
	CURRENT MONTH	YEAR TO DATE	%	CURRENT MONTH	%	YEAR TO DATE	%			
REVENUES										
4004 INTERGOVERNMENTAL REVENUE	0.00	0.00	0	267,013.43	0	267,013.43	0	0.00	0.00	-267,013.43
TOTAL REVENUES	0.00	0.00	0	267,013.43	0	267,013.43	0	0.00	0.00	-267,013.43
EXPENDITURES										
5020 SERVICES	0.00	23,717.98	0	0.00	0	0.00	0	0.00	15,000,000.00	15,000,000.00
TOTAL EXPENDITURES	0.00	23,717.98	0	0.00	0	0.00	0	0.00	15,000,000.00	15,000,000.00
NET CHANGE IN FUND BALANCE	0.00	23,717.98		-267,013.43		-267,013.43		0.00	15,000,000.00	15,267,013.43



FUND DEPT 7087-060 : TOWNSHIP BRIDGE - HIGHWAY

3/11/2022 2:00:11 PM

PERIOD ENDING 2/28/2022

	ACTUAL LAST YEAR			ACTUAL THIS YEAR				ENCUMBRANCE	BUDGET	UNENCUMBERED BALANCE
	CURRENT MONTH	YEAR TO DATE	%	CURRENT MONTH	%	YEAR TO DATE	%			
REVENUES										
TOTAL REVENUES	0.00	0.00	0	0.00	0	0.00	0	0.00	0.00	0.00
EXPENDITURES										
8000 CAPITAL OUTLAY	43,833.15	43,833.15	0	0.00	0	0.00	0	0.00	5,000,000.00	5,000,000.00
TOTAL EXPENDITURES	43,833.15	43,833.15	0	0.00	0	0.00	0	0.00	5,000,000.00	5,000,000.00
NET CHANGE IN FUND BALANCE	43,833.15	43,833.15		0.00		0.00		0.00	5,000,000.00	5,000,000.00



FUND DEPT 7097-026 : ESTATE - COUNTY TREASURER

3/11/2022 2:00:11 PM

PERIOD ENDING 2/28/2022

	ACTUAL LAST YEAR			ACTUAL THIS YEAR				ENCUMBRANCE	BUDGET	UNENCUMBERED BALANCE
	CURRENT MONTH	YEAR TO DATE	%	CURRENT MONTH	%	YEAR TO DATE	%			
REVENUES										
TOTAL REVENUES	0.00	0.00	0	0.00	0	0.00	0	0.00	0.00	0.00
NET CHANGE IN FUND BALANCE	0.00	0.00		0.00		0.00		0.00	0.00	0.00



FUND DEPT 7667-026 : PROPERTY CONDEMNATIONS - COUNTY TREASURER

3/11/2022 2:00:11 PM

PERIOD ENDING 2/28/2022

	ACTUAL LAST YEAR			ACTUAL THIS YEAR				ENCUMBRANCE	BUDGET	UNENCUMBERED BALANCE
	CURRENT MONTH	YEAR TO DATE	%	CURRENT MONTH	%	YEAR TO DATE	%			
REVENUES										
TOTAL REVENUES	0.00	0.00	0	0.00	0	0.00	0	0.00	0.00	0.00
OTHER FINANCING SOURCES (USES)										
TOTAL OTHER FINANCING SOURCES (USES)	0.00	0.00		0.00		0.00		0.00	0.00	0.00
NET CHANGE IN FUND BALANCE	0.00	0.00		0.00		0.00		0.00	0.00	0.00



FUND DEPT 7687-040 : SHERIFF FORECLOSURES - SHERIFF

3/11/2022 2:00:11 PM

PERIOD ENDING 2/28/2022

	ACTUAL LAST YEAR			ACTUAL THIS YEAR				ENCUMBRANCE	BUDGET	UNENCUMBERED BALANCE
	CURRENT MONTH	YEAR TO DATE	%	CURRENT MONTH	%	YEAR TO DATE	%			
REVENUES										
TOTAL REVENUES	0.00	0.00	0	0.00	0	0.00	0	0.00	0.00	0.00
OTHER FINANCING SOURCES (USES)										
6001 OTHER FINANCING SOURCES	24,800.00	127,500.00	0	84,100.00	0	176,600.00	0	0.00	0.00	-176,600.00
TOTAL OTHER FINANCING SOURCES (USES)	24,800.00	127,500.00		84,100.00		176,600.00		0.00	0.00	-176,600.00
NET CHANGE IN FUND BALANCE	-24,800.00	-127,500.00		-84,100.00		-176,600.00		0.00	0.00	176,600.00




FUND DEPT 7699-020 : GARNISHMENTS - AUDITOR

3/11/2022 2:00:11 PM

PERIOD ENDING 2/28/2022

	ACTUAL LAST YEAR			ACTUAL THIS YEAR				ENCUMBRANCE	BUDGET	UNENCUMBERED BALANCE
	CURRENT MONTH	YEAR TO DATE	%	CURRENT MONTH	%	YEAR TO DATE	%			
REVENUES										
TOTAL REVENUES	0.00	0.00	0	0.00	0	0.00	0	0.00	0.00	0.00
OTHER FINANCING SOURCES (USES)										
6001 OTHER FINANCING SOURCES	9,550.50	18,905.84	0	7,419.37	0	15,125.34	0	0.00	0.00	-15,125.34
TOTAL OTHER FINANCING SOURCES (USES)	9,550.50	18,905.84		7,419.37		15,125.34		0.00	0.00	-15,125.34
NET CHANGE IN FUND BALANCE	-9,550.50	-18,905.84		-7,419.37		-15,125.34		0.00	0.00	15,125.34



PERIOD ENDING 2/28/2022

	ACTUAL LAST YEAR			ACTUAL THIS YEAR				ENCUMBRANCE	BUDGET	UNENCUMBERED BALANCE
	CURRENT MONTH	YEAR TO DATE	%	CURRENT MONTH	%	YEAR TO DATE	%			
REVENUES										
4004 INTERGOVERNMENTAL REVENUE	2,763.22	2,763.22	1	0.00	0	0.00	0	0.00	533,541.00	533,541.00
4007 CHARGES FOR SERVICES	2,796.38	2,796.38	5	0.00	0	0.00	0	0.00	55,000.00	55,000.00
4008 INVESTMENT EARNINGS	0.00	0.00	0	0.00	0	0.00	0	0.00	500.00	500.00
4009 MISCELLANEOUS REVENUES	-899.13	-899.13	-7	0.00	0	0.00	0	0.00	12,500.00	12,500.00
TOTAL REVENUES	4,660.47	4,660.47	1	0.00	0	0.00	0	0.00	601,541.00	601,541.00
EXPENDITURES										
5001 SALARIES AND WAGES	27,928.66	50,409.11	14	0.00	0	7,173.27	2	0.00	395,343.00	388,169.73
5003 FRINGE BENEFITS	6,396.38	7,593.28	6	3,475.69	3	4,353.05	3	0.00	131,952.00	127,598.95
5010 COMMODITIES	41.97	41.97	1	25.48	1	25.48	1	0.00	5,000.00	4,974.52
5020 SERVICES	2,235.35	2,235.35	6	402.00	1	433.11	1	0.00	40,340.00	39,906.89
TOTAL EXPENDITURES	36,602.36	60,279.71	11	3,903.17	1	11,984.91	2	0.00	572,635.00	560,650.09
OTHER FINANCING SOURCES (USES)										
7001 OTHER FINANCING USES	-58,198.00	-58,198.00	90	0.00	0	0.00	0	0.00	-60,750.00	-60,750.00
TOTAL OTHER FINANCING SOURCES (USES)	-58,198.00	-58,198.00		0.00		0.00		0.00	-60,750.00	-60,750.00
NET CHANGE IN FUND BALANCE	90,139.89	113,817.24		3,903.17		11,984.91		0.00	31,844.00	19,859.09



FUND DEPT 8850-112 : GEOG INF SYS JOINT VENTUR - CAPITAL/TECHNOLOGY PURCH

3/11/2022 2:00:11 PM

PERIOD ENDING 2/28/2022

	ACTUAL LAST YEAR			ACTUAL THIS YEAR				ENCUMBRANCE	BUDGET	UNENCUMBERED BALANCE
	CURRENT MONTH	YEAR TO DATE	%	CURRENT MONTH	%	YEAR TO DATE	%			
REVENUES										
TOTAL REVENUES	0.00	0.00	0	0.00	0	0.00	0	0.00	0.00	0.00
EXPENDITURES										
5010 COMMODITIES	0.00	0.00	0	0.00	0	0.00	0	0.00	19,250.00	19,250.00
5020 SERVICES	11,847.26	11,847.26	19	0.00	0	12,437.81	19	8,080.97	63,875.00	51,437.19
TOTAL EXPENDITURES	11,847.26	11,847.26	16	0.00	0	12,437.81	15	8,080.97	83,125.00	70,687.19
OTHER FINANCING SOURCES (USES)										
6001 OTHER FINANCING SOURCES	57,000.00	57,000.00	100	0.00	0	0.00	0	0.00	57,500.00	57,500.00
TOTAL OTHER FINANCING SOURCES (USES)	57,000.00	57,000.00		0.00		0.00		0.00	57,500.00	57,500.00
NET CHANGE IN FUND BALANCE	-45,152.74	-45,152.74		0.00		12,437.81		8,080.97	25,625.00	13,187.19



FUND DEPT 8850-672 : GEOG INF SYS JOINT VENTUR - AERIAL PHOTOGRAPHY PROJ

3/11/2022 2:00:11 PM

PERIOD ENDING 2/28/2022

	ACTUAL LAST YEAR			ACTUAL THIS YEAR				ENCUMBRANCE	BUDGET	UNENCUMBERED BALANCE
	CURRENT MONTH	YEAR TO DATE	%	CURRENT MONTH	%	YEAR TO DATE	%			
REVENUES										
4004 INTERGOVERNMENTAL REVENUE	0.00	0.00	0	0.00	0	0.00	0	0.00	31,750.00	31,750.00
TOTAL REVENUES	0.00	0.00	0	0.00	0	0.00	0	0.00	31,750.00	31,750.00
EXPENDITURES										
TOTAL EXPENDITURES	0.00	0.00	0	0.00	0	0.00	0	0.00	0.00	0.00
NET CHANGE IN FUND BALANCE	0.00	0.00		0.00		0.00		0.00	-31,750.00	-31,750.00