



FUND DEPT 1080-010 : GENERAL CORPORATE - COUNTY BOARD

4/11/2024 9:31:14 AM

PERIOD ENDING 3/31/2024

	ACTUAL LAST YEAR			ACTUAL THIS YEAR				ENCUMBRANCE	BUDGET	UNENCUMBERED BALANCE
	CURRENT MONTH	YEAR TO DATE	%	CURRENT MONTH	%	YEAR TO DATE	%			
REVENUES										
4007 CHARGES FOR SERVICES	752.00	1,052.74	351	0.00	0	0.00	0	0.00	300.00	300.00
4009 MISCELLANEOUS REVENUES	0.00	0.00	0	0.00	0	0.00	0	0.00	1,800.00	1,800.00
4010 RENTS AND ROYALTIES	59.30	7,363.17	2	0.00	0	6,169.78	2	0.00	362,000.00	355,830.22
TOTAL REVENUES	811.30	8,415.91	2	0.00	0	6,169.78	2	0.00	364,100.00	357,930.22
EXPENDITURES										
5001 SALARIES AND WAGES	5,003.08	12,954.24	8	13,031.38	9	21,774.68	15	0.00	149,000.00	127,225.32
5010 COMMODITIES	0.00	21.50	0	0.00	0	48.68	1	0.00	4,914.50	4,865.82
5020 SERVICES	602.23	56,538.96	54	2,109.00	2	45,421.45	37	0.00	124,020.50	78,599.05
TOTAL EXPENDITURES	5,605.31	69,514.70	25	15,140.38	5	67,244.81	24	0.00	277,935.00	210,690.19
NET CHANGE IN FUND BALANCE	-4,794.01	-61,098.79		-15,140.38		-61,075.03		0.00	86,165.00	147,240.03



FUND DEPT 1080-012 : GENERAL CORPORATE - TORNADO SIRENS

4/11/2024 9:31:14 AM

PERIOD ENDING 3/31/2024

	ACTUAL LAST YEAR			ACTUAL THIS YEAR				ENCUMBRANCE	BUDGET	UNENCUMBERED BALANCE
	CURRENT MONTH	YEAR TO DATE	%	CURRENT MONTH	%	YEAR TO DATE	%			
REVENUES										
TOTAL REVENUES	<i>0.00</i>	<i>0.00</i>	<i>0</i>	<i>0.00</i>	<i>0</i>	<i>0.00</i>	<i>0</i>	<i>0.00</i>	<i>0.00</i>	<i>0.00</i>
EXPENDITURES										
TOTAL EXPENDITURES	<i>0.00</i>	<i>0.00</i>	<i>0</i>	<i>0.00</i>	<i>0</i>	<i>0.00</i>	<i>0</i>	<i>0.00</i>	<i>0.00</i>	<i>0.00</i>
NET CHANGE IN FUND BALANCE	<i>0.00</i>	<i>0.00</i>		<i>0.00</i>		<i>0.00</i>		<i>0.00</i>	<i>0.00</i>	<i>0.00</i>



FUND DEPT 1080-013 : GENERAL CORPORATE - DEBT SERVICE

4/11/2024 9:31:14 AM

PERIOD ENDING 3/31/2024

	ACTUAL LAST YEAR			ACTUAL THIS YEAR				ENCUMBRANCE	BUDGET	UNENCUMBERED BALANCE
	CURRENT MONTH	YEAR TO DATE	%	CURRENT MONTH	%	YEAR TO DATE	%			
REVENUES										
4004 INTERGOVERNMENTAL REVENUE	146,751.00	146,751.00	9	117,419.00	8	117,419.00	8	0.00	1,467,700.00	1,350,281.00
TOTAL REVENUES	146,751.00	146,751.00	9	117,419.00	8	117,419.00	8	0.00	1,467,700.00	1,350,281.00
EXPENDITURES										
5050 INTEREST AND FISCAL CHARGES	0.00	0.00	0	0.00	0	0.00	0	0.00	1,467,700.00	1,467,700.00
TOTAL EXPENDITURES	0.00	0.00	0	0.00	0	0.00	0	0.00	1,467,700.00	1,467,700.00
OTHER FINANCING SOURCES (USES)										
TOTAL OTHER FINANCING SOURCES (USES)	0.00	0.00		0.00		0.00		0.00	0.00	0.00
NET CHANGE IN FUND BALANCE	146,751.00	146,751.00		117,419.00		117,419.00		0.00	0.00	-117,419.00



FUND DEPT 1080-016 : GENERAL CORPORATE - ADMINISTRATIVE SERVICES

4/11/2024 9:31:14 AM

PERIOD ENDING 3/31/2024

	ACTUAL LAST YEAR			ACTUAL THIS YEAR				ENCUMBRANCE	BUDGET	UNENCUMBERED BALANCE
	CURRENT MONTH	YEAR TO DATE	%	CURRENT MONTH	%	YEAR TO DATE	%			
REVENUES										
4004 INTERGOVERNMENTAL REVENUE	23.57	23.57	0	26.08	4	26.08	4	0.00	600.00	573.92
4009 MISCELLANEOUS REVENUES	0.00	0.00	0	0.00	0	1,487.72	50	0.00	3,000.00	1,512.28
TOTAL REVENUES	23.57	23.57	0	26.08	1	1,513.80	42	0.00	3,600.00	2,086.20
EXPENDITURES										
5001 SALARIES AND WAGES	53,887.92	151,086.23	24	49,780.48	7	147,990.29	21	0.00	693,406.00	545,415.71
5003 FRINGE BENEFITS	0.00	0.00	0	9,828.32	0	14,672.48	0	0.00	0.00	-14,672.48
5010 COMMODITIES	251.86	32,389.23	10	0.00	0	22,500.39	7	0.00	325,250.00	302,749.61
5020 SERVICES	1,529.70	2,874.60	10	1,356.01	3	6,680.31	16	0.00	41,460.00	34,779.69
TOTAL EXPENDITURES	55,669.48	186,350.06	19	60,964.81	6	191,843.47	18	0.00	1,060,116.00	868,272.53
OTHER FINANCING SOURCES (USES)										
6001 OTHER FINANCING SOURCES	0.00	0.00	0	0.00	0	0.00	0	0.00	18,216.00	18,216.00
TOTAL OTHER FINANCING SOURCES (USES)	0.00	0.00		0.00		0.00		0.00	18,216.00	18,216.00
NET CHANGE IN FUND BALANCE	-55,645.91	-186,326.49		-60,938.73		-190,329.67		0.00	-1,038,300.00	-847,970.33



FUND DEPT 1080-017 : GENERAL CORPORATE - COOPERATIVE EXTENSION SRV

4/11/2024 9:31:14 AM

PERIOD ENDING 3/31/2024

	ACTUAL LAST YEAR			ACTUAL THIS YEAR				ENCUMBRANCE	BUDGET	UNENCUMBERED BALANCE
	CURRENT MONTH	YEAR TO DATE	%	CURRENT MONTH	%	YEAR TO DATE	%			
REVENUES										
4001 PROPERTY TAX	0.00	0.00	0	0.00	0	0.00	0	0.00	444,400.00	444,400.00
TOTAL REVENUES	0.00	0.00	0	0.00	0	0.00	0	0.00	444,400.00	444,400.00
EXPENDITURES										
5020 SERVICES	0.00	0.00	0	0.00	0	0.00	0	0.00	444,400.00	444,400.00
TOTAL EXPENDITURES	0.00	0.00	0	0.00	0	0.00	0	0.00	444,400.00	444,400.00
NET CHANGE IN FUND BALANCE	0.00	0.00		0.00		0.00		0.00	0.00	0.00



FUND DEPT 1080-020 : GENERAL CORPORATE - AUDITOR

4/11/2024 9:31:14 AM

PERIOD ENDING 3/31/2024

	ACTUAL LAST YEAR			ACTUAL THIS YEAR				ENCUMBRANCE	BUDGET	UNENCUMBERED BALANCE
	CURRENT MONTH	YEAR TO DATE	%	CURRENT MONTH	%	YEAR TO DATE	%			
REVENUES										
4004 INTERGOVERNMENTAL REVENUE	0.00	0.00	0	0.00	0	0.00	0	0.00	6,500.00	6,500.00
4007 CHARGES FOR SERVICES	0.00	0.00	0	0.00	0	0.00	0	0.00	120,000.00	120,000.00
4008 INVESTMENT EARNINGS	23.67	38.01	0	19.40	0	37.16	0	0.00	0.00	-37.16
TOTAL REVENUES	23.67	38.01	0	19.40	0	37.16	0	0.00	126,500.00	126,462.84
EXPENDITURES										
5001 SALARIES AND WAGES	26,990.96	85,139.62	20	32,234.22	7	90,378.68	20	0.00	445,471.00	355,092.32
5003 FRINGE BENEFITS	0.00	0.00	0	13,073.32	0	19,609.98	0	0.00	0.00	-19,609.98
5010 COMMODITIES	66.50	203.50	6	0.00	0	-2.00	0	0.00	3,131.00	3,133.00
5020 SERVICES	681.73	2,030.89	12	104.22	1	1,286.55	9	0.00	14,186.00	12,899.45
TOTAL EXPENDITURES	27,739.19	87,374.01	20	45,411.76	10	111,273.21	24	0.00	462,788.00	351,514.79
OTHER FINANCING SOURCES (USES)										
TOTAL OTHER FINANCING SOURCES (USES)	0.00	0.00		0.00		0.00		0.00	0.00	0.00
NET CHANGE IN FUND BALANCE	-27,715.52	-87,336.00		-45,392.36		-111,236.05		0.00	-336,288.00	-225,051.95



FUND DEPT 1080-021 : GENERAL CORPORATE - BOARD OF REVIEW

4/11/2024 9:31:14 AM

PERIOD ENDING 3/31/2024

	ACTUAL LAST YEAR			ACTUAL THIS YEAR				ENCUMBRANCE	BUDGET	UNENCUMBERED BALANCE
	CURRENT MONTH	YEAR TO DATE	%	CURRENT MONTH	%	YEAR TO DATE	%			
REVENUES										
TOTAL REVENUES	0.00	0.00	0	0.00	0	0.00	0	0.00	0.00	0.00
EXPENDITURES										
5001 SALARIES AND WAGES	10,957.50	30,263.58	21	11,395.80	8	34,187.40	23	0.00	148,145.00	113,957.60
5003 FRINGE BENEFITS	0.00	0.00	0	3,154.10	0	4,731.15	0	0.00	0.00	-4,731.15
5010 COMMODITIES	0.00	270.97	20	0.00	0	0.00	0	0.00	1,583.00	1,583.00
5020 SERVICES	2,357.00	7,487.00	41	0.00	0	4,974.87	38	0.00	12,976.00	8,001.13
TOTAL EXPENDITURES	13,314.50	38,021.55	23	14,549.90	9	43,893.42	27	0.00	162,704.00	118,810.58
NET CHANGE IN FUND BALANCE	-13,314.50	-38,021.55		-14,549.90		-43,893.42		0.00	-162,704.00	-118,810.58



FUND DEPT 1080-022 : GENERAL CORPORATE - COUNTY CLERK

4/11/2024 9:31:14 AM

PERIOD ENDING 3/31/2024

	ACTUAL LAST YEAR			ACTUAL THIS YEAR				ENCUMBRANCE	BUDGET	UNENCUMBERED BALANCE
	CURRENT MONTH	YEAR TO DATE	%	CURRENT MONTH	%	YEAR TO DATE	%			
REVENUES										
4004 INTERGOVERNMENTAL REVENUE	0.00	0.00	0	0.00	0	0.00	0	0.00	51,815.00	51,815.00
4006 LICENSES AND PERMITS	3,800.00	12,760.00	12	3,920.00	4	8,600.00	8	0.00	110,400.00	101,800.00
4007 CHARGES FOR SERVICES	-3,786.96	52,342.55	15	24,915.10	7	53,725.40	16	0.00	340,000.00	286,274.60
4008 INVESTMENT EARNINGS	7.63	59.53	30	14.99	7	44.60	22	0.00	200.00	155.40
4009 MISCELLANEOUS REVENUES	692.50	1,797.50	898	697.50	348	1,192.50	596	0.00	20.00	-1,172.50
			8		8		2			
TOTAL REVENUES	713.17	66,959.58	13	29,547.59	6	63,562.50	13	0.00	502,435.00	438,872.50
EXPENDITURES										
5001 SALARIES AND WAGES	60,676.47	183,656.65	19	75,921.62	8	184,399.46	19	0.00	972,007.00	787,607.54
5003 FRINGE BENEFITS	0.00	0.00	0	19,753.82	0	29,630.73	0	0.00	0.00	-29,630.73
5010 COMMODITIES	6,500.14	69,744.83	63	2,441.54	2	24,985.53	23	0.00	106,980.00	81,994.47
5020 SERVICES	35,412.26	66,482.20	16	153,206.73	34	183,677.70	41	0.00	452,320.00	268,642.30
8000 CAPITAL OUTLAY	0.00	0.00	0	0.00	0	0.00	0	0.00	42,535.00	42,535.00
TOTAL EXPENDITURES	102,588.87	319,883.68	21	251,323.71	16	422,693.42	27	0.00	1,573,842.00	1,151,148.58
OTHER FINANCING SOURCES (USES)										
TOTAL OTHER FINANCING SOURCES (USES)	0.00	0.00		0.00		0.00		0.00	0.00	0.00
NET CHANGE IN FUND BALANCE	-101,875.70	-252,924.10		-221,776.12		-359,130.92		0.00	-1,071,407.00	-712,276.08



FUND DEPT 1080-023 : GENERAL CORPORATE - RECORDER

4/11/2024 9:31:14 AM

PERIOD ENDING 3/31/2024

	ACTUAL LAST YEAR			ACTUAL THIS YEAR				ENCUMBRANCE	BUDGET	UNENCUMBERED BALANCE
	CURRENT MONTH	YEAR TO DATE	%	CURRENT MONTH	%	YEAR TO DATE	%			
REVENUES										
4006 LICENSES AND PERMITS	3,572.50	109,280.50	22	21,626.50	4	94,988.75	19	0.00	500,000.00	405,011.25
4007 CHARGES FOR SERVICES	46,394.00	140,082.00	18	36,146.50	5	112,204.50	15	0.00	735,000.00	622,795.50
4009 MISCELLANEOUS REVENUES	275.00	5,428.70	22	127.00	1	689.70	3	0.00	25,000.00	24,310.30
TOTAL REVENUES	50,241.50	254,791.20	19	57,900.00	5	207,882.95	16	0.00	1,260,000.00	1,052,117.05
EXPENDITURES										
5001 SALARIES AND WAGES	14,410.61	39,629.21	21	14,694.31	7	35,907.22	17	0.00	211,360.00	175,452.78
5003 FRINGE BENEFITS	0.00	0.00	0	6,789.54	0	10,184.31	0	0.00	0.00	-10,184.31
5010 COMMODITIES	0.00	156.63	31	36.25	7	79.75	16	0.00	500.00	420.25
5020 SERVICES	15.00	15.00	1	0.00	0	0.00	0	0.00	1,780.00	1,780.00
TOTAL EXPENDITURES	14,425.61	39,800.84	21	21,520.10	10	46,171.28	22	0.00	213,640.00	167,468.72
NET CHANGE IN FUND BALANCE	35,815.89	214,990.36		36,379.90		161,711.67		0.00	1,046,360.00	884,648.33



FUND DEPT 1080-025 : GENERAL CORPORATE - SUPERVISOR OF ASSESSMENT

4/11/2024 9:31:14 AM

PERIOD ENDING 3/31/2024

	ACTUAL LAST YEAR			ACTUAL THIS YEAR				ENCUMBRANCE	BUDGET	UNENCUMBERED BALANCE
	CURRENT MONTH	YEAR TO DATE	%	CURRENT MONTH	%	YEAR TO DATE	%			
REVENUES										
4004 INTERGOVERNMENTAL REVENUE	3,718.74	3,718.74	8	3,897.32	8	24,583.18	49	0.00	49,768.00	25,184.82
4009 MISCELLANEOUS REVENUES	0.00	0.00	0	0.00	0	0.00	0	0.00	600.00	600.00
TOTAL REVENUES	3,718.74	3,718.74	8	3,897.32	8	24,583.18	49	0.00	50,368.00	25,784.82
EXPENDITURES										
5001 SALARIES AND WAGES	26,364.70	72,096.67	20	28,615.82	8	78,693.59	21	0.00	374,991.00	296,297.41
5003 FRINGE BENEFITS	0.00	0.00	0	11,004.38	0	16,506.57	0	0.00	0.00	-16,506.57
5010 COMMODITIES	205.92	1,943.38	35	129.46	2	1,796.54	34	0.00	5,332.00	3,535.46
5020 SERVICES	172.59	2,409.17	4	119.18	0	2,838.17	8	0.00	37,610.00	34,771.83
TOTAL EXPENDITURES	26,743.21	76,449.22	18	39,868.84	10	99,834.87	24	0.00	417,933.00	318,098.13
NET CHANGE IN FUND BALANCE	-23,024.47	-72,730.48		-35,971.52		-75,251.69		0.00	-367,565.00	-292,313.31




FUND DEPT 1080-026 : GENERAL CORPORATE - COUNTY TREASURER

4/11/2024 9:31:14 AM

PERIOD ENDING 3/31/2024

	ACTUAL LAST YEAR			ACTUAL THIS YEAR				ENCUMBRANCE	BUDGET	UNENCUMBERED BALANCE
	CURRENT MONTH	YEAR TO DATE	%	CURRENT MONTH	%	YEAR TO DATE	%			
REVENUES										
4001 PROPERTY TAX	730.00	730.00	0	501.04	0	1,683.80	0	0.00	640,000.00	638,316.20
4004 INTERGOVERNMENTAL REVENUE	0.00	0.00	0	0.00	0	0.00	0	0.00	14,000.00	14,000.00
4007 CHARGES FOR SERVICES	0.00	0.00	0	0.00	0	0.00	0	0.00	200.00	200.00
4008 INVESTMENT EARNINGS	558.41	1,242.76	18	2,629.43	38	2,629.43	38	0.00	7,000.00	4,370.57
TOTAL REVENUES	1,288.41	1,972.76	0	3,130.47	0	4,313.23	1	0.00	661,200.00	656,886.77
EXPENDITURES										
5001 SALARIES AND WAGES	23,884.73	67,798.44	21	24,412.36	7	68,406.93	20	0.00	342,786.00	274,379.07
5003 FRINGE BENEFITS	0.00	0.00	0	8,953.40	0	13,430.10	0	0.00	0.00	-13,430.10
5010 COMMODITIES	2,007.63	2,624.24	40	62.63	1	1,500.78	22	0.00	6,820.00	5,319.22
5020 SERVICES	2,067.60	2,567.60	5	468.85	1	3,405.97	7	0.00	47,403.00	43,997.03
TOTAL EXPENDITURES	27,959.96	72,990.28	20	33,897.24	9	86,743.78	22	0.00	397,009.00	310,265.22
NET CHANGE IN FUND BALANCE	-26,671.55	-71,017.52		-30,766.77		-82,430.55		0.00	264,191.00	346,621.55



PERIOD ENDING 3/31/2024

	ACTUAL LAST YEAR			ACTUAL THIS YEAR				ENCUMBRANCE	BUDGET	UNENCUMBERED BALANCE
	CURRENT MONTH	YEAR TO DATE	%	CURRENT MONTH	%	YEAR TO DATE	%			
REVENUES										
4004 INTERGOVERNMENTAL REVENUE	200.00	400.00	8	14,484.00	302	22,509.00	469	0.00	4,800.00	-17,709.00
4007 CHARGES FOR SERVICES	0.00	0.00	0	0.00	0	0.00	0	0.00	45,600.00	45,600.00
4009 MISCELLANEOUS REVENUES	0.00	0.00	0	0.00	0	41.51	0	0.00	0.00	-41.51
TOTAL REVENUES	200.00	400.00	1	14,484.00	29	22,550.51	45	0.00	50,400.00	27,849.49
EXPENDITURES										
5001 SALARIES AND WAGES	63,965.80	176,072.03	19	65,427.80	7	181,641.50	19	0.00	970,853.00	789,211.50
5003 FRINGE BENEFITS	0.00	0.00	0	21,885.58	0	32,828.37	0	0.00	0.00	-32,828.37
5010 COMMODITIES	9,531.31	18,987.98	25	7,957.36	11	20,269.14	28	0.00	72,000.00	51,730.86
5020 SERVICES	7,180.28	57,586.57	15	23,466.86	6	66,415.63	18	0.00	378,750.00	312,334.37
TOTAL EXPENDITURES	80,677.39	252,646.58	19	118,737.60	8	301,154.64	21	0.00	1,421,603.00	1,120,448.36
OTHER FINANCING SOURCES (USES)										
6001 OTHER FINANCING SOURCES	-2,977.99	0.00	0	0.00	0	0.00	0	0.00	0.00	0.00
TOTAL OTHER FINANCING SOURCES (USES)	-2,977.99	0.00		0.00		0.00		0.00	0.00	0.00
NET CHANGE IN FUND BALANCE	-83,455.38	-252,246.58		-104,253.60		-278,604.13		0.00	-1,371,203.00	-1,092,598.87



FUND DEPT 1080-030 : GENERAL CORPORATE - CIRCUIT CLERK

4/11/2024 9:31:14 AM

PERIOD ENDING 3/31/2024

	ACTUAL LAST YEAR			ACTUAL THIS YEAR				ENCUMBRANCE	BUDGET	UNENCUMBERED BALANCE
	CURRENT MONTH	YEAR TO DATE	%	CURRENT MONTH	%	YEAR TO DATE	%			
REVENUES										
4004 INTERGOVERNMENTAL REVENUE	0.00	0.00	0	0.00	0	0.00	0	0.00	6,500.00	6,500.00
4007 CHARGES FOR SERVICES	96,715.36	96,715.36	16	76,845.42	12	138,340.05	21	0.00	667,968.00	529,627.95
4008 INVESTMENT EARNINGS	15,416.35	15,416.35	0	5,994.49	12	12,794.20	26	0.00	50,000.00	37,205.80
TOTAL REVENUES	112,131.71	112,131.71	18	82,839.91	11	151,134.25	21	0.00	724,468.00	573,333.75
EXPENDITURES										
5001 SALARIES AND WAGES	89,296.93	251,117.74	18	113,400.56	8	307,713.94	21	0.00	1,459,873.00	1,152,159.06
5003 FRINGE BENEFITS	0.00	0.00	0	43,119.70	0	65,264.60	0	0.00	0.00	-65,264.60
5010 COMMODITIES	2,705.97	5,844.99	32	24,713.34	20	29,884.75	24	23,125.00	123,864.00	70,854.25
5020 SERVICES	2,343.43	4,180.01	12	6,298.09	3	11,035.22	5	0.00	222,268.00	211,232.78
8000 CAPITAL OUTLAY	0.00	0.00	0	0.00	0	0.00	0	0.00	7,190.00	7,190.00
TOTAL EXPENDITURES	94,346.33	261,142.74	18	187,531.69	10	413,898.51	23	23,125.00	1,813,195.00	1,376,171.49
OTHER FINANCING SOURCES (USES)										
6001 OTHER FINANCING SOURCES	0.00	0.00	0	0.00	0	0.00	0	0.00	762,836.00	762,836.00
TOTAL OTHER FINANCING SOURCES (USES)	0.00	0.00		0.00		0.00		0.00	762,836.00	762,836.00
NET CHANGE IN FUND BALANCE	17,785.38	-149,011.03		-104,691.78		-262,764.26		-23,125.00	-325,891.00	-40,001.74



FUND DEPT 1080-031 : GENERAL CORPORATE - CIRCUIT COURT

4/11/2024 9:31:14 AM

PERIOD ENDING 3/31/2024

	ACTUAL LAST YEAR			ACTUAL THIS YEAR				ENCUMBRANCE	BUDGET	UNENCUMBERED BALANCE
	CURRENT MONTH	YEAR TO DATE	%	CURRENT MONTH	%	YEAR TO DATE	%			
REVENUES										
TOTAL REVENUES	0.00	0.00	0	0.00	0	0.00	0	0.00	0.00	0.00
EXPENDITURES										
5001 SALARIES AND WAGES	52,578.33	144,581.39	21	58,980.64	7	156,498.63	19	0.00	805,390.00	648,891.37
5003 FRINGE BENEFITS	0.00	0.00	0	27,214.33	0	40,231.83	0	0.00	0.00	-40,231.83
5010 COMMODITIES	1,940.82	2,035.62	5	1,753.27	5	4,656.35	13	0.00	37,100.00	32,443.65
5020 SERVICES	40,915.56	99,764.14	22	35,585.56	6	103,536.47	17	0.00	610,650.00	507,113.53
TOTAL EXPENDITURES	95,434.71	246,381.15	21	123,533.80	9	304,923.28	21	0.00	1,453,140.00	1,148,216.72
OTHER FINANCING SOURCES (USES)										
TOTAL OTHER FINANCING SOURCES (USES)	0.00	0.00		0.00		0.00		0.00	0.00	0.00
NET CHANGE IN FUND BALANCE	-95,434.71	-246,381.15		-123,533.80		-304,923.28		0.00	-1,453,140.00	-1,148,216.72



FUND DEPT 1080-032 : GENERAL CORPORATE - JURY COMMISSION

4/11/2024 9:31:14 AM

PERIOD ENDING 3/31/2024

	ACTUAL LAST YEAR			ACTUAL THIS YEAR				ENCUMBRANCE	BUDGET	UNENCUMBERED BALANCE
	CURRENT MONTH	YEAR TO DATE	%	CURRENT MONTH	%	YEAR TO DATE	%			
REVENUES										
4007 CHARGES FOR SERVICES	0.00	0.00	0	2,975.00	9	6,693.75	21	0.00	32,600.00	25,906.25
TOTAL REVENUES	0.00	0.00	0	2,975.00	9	6,693.75	21	0.00	32,600.00	25,906.25
EXPENDITURES										
5001 SALARIES AND WAGES	3,509.82	9,610.90	20	4,181.39	8	11,569.50	21	0.00	54,713.00	43,143.50
5010 COMMODITIES	435.77	760.80	9	290.87	3	471.66	4	0.00	10,836.00	10,364.34
5020 SERVICES	6,675.90	23,475.30	16	5,103.80	4	11,536.80	8	0.00	144,200.00	132,663.20
TOTAL EXPENDITURES	10,621.49	33,847.00	17	9,576.06	5	23,577.96	11	0.00	209,749.00	186,171.04
NET CHANGE IN FUND BALANCE	-10,621.49	-33,847.00		-6,601.06		-16,884.21		0.00	-177,149.00	-160,264.79



FUND DEPT 1080-036 : GENERAL CORPORATE - PUBLIC DEFENDER

4/11/2024 9:31:14 AM

PERIOD ENDING 3/31/2024

	ACTUAL LAST YEAR			ACTUAL THIS YEAR				ENCUMBRANCE	BUDGET	UNENCUMBERED BALANCE
	CURRENT MONTH	YEAR TO DATE	%	CURRENT MONTH	%	YEAR TO DATE	%			
REVENUES										
4004 INTERGOVERNMENTAL REVENUE	9,436.74	9,436.74	8	9,870.84	8	19,741.68	17	0.00	118,449.00	98,707.32
4007 CHARGES FOR SERVICES	3,008.28	3,008.28	6	778.11	5	1,343.09	8	0.00	16,000.00	14,656.91
4009 MISCELLANEOUS REVENUES	0.00	0.00	0	40.00	0	40.00	0	0.00	0.00	-40.00
TOTAL REVENUES	12,445.02	12,445.02	7	10,688.95	8	21,124.77	16	0.00	134,449.00	113,324.23
EXPENDITURES										
5001 SALARIES AND WAGES	109,624.68	298,491.84	20	131,627.14	8	355,120.35	21	0.00	1,698,265.00	1,343,144.65
5003 FRINGE BENEFITS	0.00	0.00	0	22,084.62	0	32,032.43	0	0.00	0.00	-32,032.43
5010 COMMODITIES	538.61	3,213.40	20	1,451.72	9	3,615.11	23	0.00	15,489.00	11,873.89
5020 SERVICES	881.04	7,194.85	26	7,489.55	10	21,266.15	29	0.00	74,004.00	52,737.85
TOTAL EXPENDITURES	111,044.33	308,900.09	20	162,653.03	9	412,034.04	23	0.00	1,787,758.00	1,375,723.96
NET CHANGE IN FUND BALANCE	-98,599.31	-296,455.07		-151,964.08		-390,909.27		0.00	-1,653,309.00	-1,262,399.73




FUND DEPT 1080-040 : GENERAL CORPORATE - SHERIFF

4/11/2024 9:31:14 AM

PERIOD ENDING 3/31/2024

	ACTUAL LAST YEAR			ACTUAL THIS YEAR				ENCUMBRANCE	BUDGET	UNENCUMBERED BALANCE
	CURRENT MONTH	YEAR TO DATE	%	CURRENT MONTH	%	YEAR TO DATE	%			
REVENUES										
4004 INTERGOVERNMENTAL REVENUE	22,278.98	104,334.69	9	82,456.44	7	103,008.52	9	0.00	1,174,066.00	1,071,057.48
4005 FINES AND FORFEITURES	1,921.51	1,921.51	6	1,427.38	7	1,713.45	9	0.00	20,000.00	18,286.55
4007 CHARGES FOR SERVICES	13,687.00	32,750.15	23	3,283.96	2	31,235.92	22	0.00	143,000.00	111,764.08
4009 MISCELLANEOUS REVENUES	11.80	1,777.80	18	50.00	0	135.00	1	0.00	10,000.00	9,865.00
TOTAL REVENUES	37,899.29	140,784.15	10	87,217.78	6	136,092.89	10	0.00	1,347,066.00	1,210,973.11
EXPENDITURES										
5001 SALARIES AND WAGES	23,061.32	64,389.33	21	25,055.08	8	68,866.45	21	0.00	329,527.00	260,660.55
5002 LAW ENFORCEMENT SALARIES	338,856.98	952,077.14	21	401,617.10	8	1,094,064.83	21	0.00	5,218,295.00	4,124,230.17
5003 FRINGE BENEFITS	0.00	0.00	0	93,524.29	0	138,650.97	0	0.00	0.00	-138,650.97
5010 COMMODITIES	2,714.18	51,576.87	18	3,652.52	1	96,365.71	33	0.00	292,511.87	196,146.16
5020 SERVICES	7,575.31	341,531.10	31	4,767.17	0	341,172.14	32	0.00	1,078,339.13	737,166.99
8000 CAPITAL OUTLAY	0.00	0.00	0	0.00	0	51,000.00	26	0.00	200,000.00	149,000.00
TOTAL EXPENDITURES	372,207.79	1,409,574.44	22	528,616.16	7	1,790,120.10	25	0.00	7,118,673.00	5,328,552.90
OTHER FINANCING SOURCES (USES)										
TOTAL OTHER FINANCING SOURCES (USES)	0.00	0.00		0.00		0.00		0.00	0.00	0.00
NET CHANGE IN FUND BALANCE	-334,308.50	-1,268,790.29		-441,398.38		-1,654,027.21		0.00	-5,771,607.00	-4,117,579.79



FUND DEPT 1080-041 : GENERAL CORPORATE - STATES ATTORNEY

4/11/2024 9:31:14 AM

PERIOD ENDING 3/31/2024

	ACTUAL LAST YEAR			ACTUAL THIS YEAR				ENCUMBRANCE	BUDGET	UNENCUMBERED BALANCE
	CURRENT MONTH	YEAR TO DATE	%	CURRENT MONTH	%	YEAR TO DATE	%			
REVENUES										
4004 INTERGOVERNMENTAL REVENUE	16,243.56	32,743.56	15	47,564.34	19	93,657.64	38	0.00	244,437.00	150,779.36
4005 FINES AND FORFEITURES	58,733.61	58,733.61	10	24,990.18	9	56,574.73	21	0.00	275,000.00	218,425.27
4007 CHARGES FOR SERVICES	10,399.40	10,399.40	12	5,973.25	12	11,591.55	23	0.00	50,000.00	38,408.45
4009 MISCELLANEOUS REVENUES	200.00	200.00	0	0.00	0	240.26	481	0.00	50.00	-190.26
TOTAL REVENUES	85,576.57	102,076.57	11	78,527.77	14	162,064.18	28	0.00	569,487.00	407,422.82
EXPENDITURES										
5001 SALARIES AND WAGES	197,322.69	546,911.96	21	200,558.49	7	531,469.43	19	0.00	2,852,079.00	2,320,609.57
5003 FRINGE BENEFITS	0.00	0.00	0	64,867.74	0	96,207.11	0	0.00	0.00	-96,207.11
5010 COMMODITIES	5,724.92	13,751.41	30	8,171.49	24	18,515.37	54	0.00	34,450.59	15,935.22
5020 SERVICES	6,998.85	65,671.41	45	53,130.33	33	64,627.60	40	0.00	161,645.41	97,017.81
8000 CAPITAL OUTLAY	0.00	0.00	0	0.00	0	33,525.26	99	0.00	34,025.26	500.00
TOTAL EXPENDITURES	210,046.46	626,334.78	23	326,728.05	11	744,344.77	24	0.00	3,082,200.26	2,337,855.49
OTHER FINANCING SOURCES (USES)										
TOTAL OTHER FINANCING SOURCES (USES)	0.00	0.00		0.00		0.00		0.00	0.00	0.00
NET CHANGE IN FUND BALANCE	-124,469.89	-524,258.21		-248,200.28		-582,280.59		0.00	-2,512,713.26	-1,930,432.67



FUND DEPT 1080-042 : GENERAL CORPORATE - CORONER

4/11/2024 9:31:14 AM

PERIOD ENDING 3/31/2024

	ACTUAL LAST YEAR			ACTUAL THIS YEAR				ENCUMBRANCE	BUDGET	UNENCUMBERED BALANCE
	CURRENT MONTH	YEAR TO DATE	%	CURRENT MONTH	%	YEAR TO DATE	%			
REVENUES										
4004 INTERGOVERNMENTAL REVENUE	0.00	5,130.00	30	6,500.00	54	6,500.00	54	0.00	12,000.00	5,500.00
4007 CHARGES FOR SERVICES	14,670.00	27,800.00	43	0.00	0	3,735.00	4	0.00	89,000.00	85,265.00
4009 MISCELLANEOUS REVENUES	0.00	1,775.00	39	0.00	0	0.00	0	0.00	4,600.00	4,600.00
TOTAL REVENUES	14,670.00	34,705.00	40	6,500.00	6	10,235.00	10	0.00	105,600.00	95,365.00
EXPENDITURES										
5001 SALARIES AND WAGES	35,216.44	98,391.22	18	37,400.06	7	113,453.50	21	0.00	552,790.00	439,336.50
5003 FRINGE BENEFITS	0.00	0.00	0	8,605.38	0	12,914.68	0	0.00	0.00	-12,914.68
5010 COMMODITIES	590.39	3,045.20	9	469.49	2	2,440.56	9	0.00	28,345.00	25,904.44
5020 SERVICES	19,050.00	34,502.77	17	29,549.65	13	33,387.16	15	0.00	224,013.00	190,625.84
TOTAL EXPENDITURES	54,856.83	135,939.19	17	76,024.58	9	162,195.90	20	0.00	805,148.00	642,952.10
NET CHANGE IN FUND BALANCE	-40,186.83	-101,234.19		-69,524.58		-151,960.90		0.00	-699,548.00	-547,587.10



FUND DEPT 1080-043 : GENERAL CORPORATE - EMERGENCY MGMT AGCY (EMA)

4/11/2024 9:31:14 AM

PERIOD ENDING 3/31/2024

	ACTUAL LAST YEAR			ACTUAL THIS YEAR				ENCUMBRANCE	BUDGET	UNENCUMBERED BALANCE
	CURRENT MONTH	YEAR TO DATE	%	CURRENT MONTH	%	YEAR TO DATE	%			
REVENUES										
4004 INTERGOVERNMENTAL REVENUE	0.00	0.00	0	8,000.84	12	8,000.84	12	0.00	65,000.00	56,999.16
TOTAL REVENUES	0.00	0.00	0	8,000.84	12	8,000.84	12	0.00	65,000.00	56,999.16
EXPENDITURES										
5001 SALARIES AND WAGES	6,069.00	20,970.74	15	11,427.00	8	31,424.25	21	0.00	150,394.00	118,969.75
5003 FRINGE BENEFITS	0.00	0.00	0	10.40	0	15.60	0	0.00	0.00	-15.60
5010 COMMODITIES	0.00	370.45	8	0.00	0	326.82	7	0.00	4,924.00	4,597.18
5020 SERVICES	1,098.72	2,610.49	9	2,013.91	7	4,096.17	14	0.00	29,767.00	25,670.83
TOTAL EXPENDITURES	7,167.72	23,951.68	14	13,451.31	7	35,862.84	19	0.00	185,085.00	149,222.16
NET CHANGE IN FUND BALANCE	-7,167.72	-23,951.68		-5,450.47		-27,862.00		0.00	-120,085.00	-92,223.00



FUND DEPT 1080-051 : GENERAL CORPORATE - JUVENILE DETENTION CENTER

4/11/2024 9:31:14 AM

PERIOD ENDING 3/31/2024

	ACTUAL LAST YEAR			ACTUAL THIS YEAR				ENCUMBRANCE	BUDGET	UNENCUMBERED BALANCE
	CURRENT MONTH	YEAR TO DATE	%	CURRENT MONTH	%	YEAR TO DATE	%			
REVENUES										
4004 INTERGOVERNMENTAL REVENUE	100,924.09	100,924.09	6	120,043.36	7	234,534.86	14	0.00	1,677,998.00	1,443,463.14
TOTAL REVENUES	100,924.09	100,924.09	6	120,043.36	7	234,534.86	14	0.00	1,677,998.00	1,443,463.14
EXPENDITURES										
5001 SALARIES AND WAGES	102,888.23	282,420.83	17	125,202.72	7	330,223.86	18	0.00	1,808,224.00	1,478,000.14
5003 FRINGE BENEFITS	0.00	0.00	0	35,749.43	0	53,089.79	0	0.00	0.00	-53,089.79
5010 COMMODITIES	3,912.59	13,444.57	17	5,004.71	5	15,171.57	14	0.00	107,561.00	92,389.43
5020 SERVICES	15,520.11	62,163.58	29	32,010.90	14	80,142.32	36	0.00	221,025.00	140,882.68
TOTAL EXPENDITURES	122,320.93	358,028.98	18	197,967.76	9	478,627.54	22	0.00	2,136,810.00	1,658,182.46
OTHER FINANCING SOURCES (USES)										
TOTAL OTHER FINANCING SOURCES (USES)	0.00	0.00		0.00		0.00		0.00	0.00	0.00
NET CHANGE IN FUND BALANCE	-21,396.84	-257,104.89		-77,924.40		-244,092.68		0.00	-458,812.00	-214,719.32



FUND DEPT 1080-052 : GENERAL CORPORATE - COURT SERVICES -PROBATION

4/11/2024 9:31:14 AM

PERIOD ENDING 3/31/2024

	ACTUAL LAST YEAR			ACTUAL THIS YEAR				ENCUMBRANCE	BUDGET	UNENCUMBERED BALANCE
	CURRENT MONTH	YEAR TO DATE	%	CURRENT MONTH	%	YEAR TO DATE	%			
REVENUES										
4004 INTERGOVERNMENTAL REVENUE	81,383.72	81,383.72	8	81,940.89	8	167,761.15	16	0.00	1,066,945.00	899,183.85
TOTAL REVENUES	81,383.72	81,383.72	8	81,940.89	8	167,761.15	16	0.00	1,066,945.00	899,183.85
EXPENDITURES										
5001 SALARIES AND WAGES	135,872.11	419,148.09	23	149,175.19	8	408,329.21	21	0.00	1,955,641.00	1,547,311.79
5003 FRINGE BENEFITS	0.00	0.00	0	50,659.94	0	75,989.91	0	0.00	0.00	-75,989.91
5010 COMMODITIES	1,126.39	1,675.70	9	1,880.64	10	3,417.89	19	0.00	18,255.00	14,837.11
5020 SERVICES	298.93	864.58	9	85.00	1	645.41	7	0.00	9,800.00	9,154.59
TOTAL EXPENDITURES	137,297.43	421,688.37	23	201,800.77	10	488,382.42	25	0.00	1,983,696.00	1,495,313.58
OTHER FINANCING SOURCES (USES)										
TOTAL OTHER FINANCING SOURCES (USES)	0.00	0.00		0.00		0.00		0.00	0.00	0.00
NET CHANGE IN FUND BALANCE	-55,913.71	-340,304.65		-119,859.88		-320,621.27		0.00	-916,751.00	-596,129.73



FUND DEPT 1080-057 : GENERAL CORPORATE - DEPUTY SHERIFF MERIT COMM

4/11/2024 9:31:14 AM

PERIOD ENDING 3/31/2024

	ACTUAL LAST YEAR			ACTUAL THIS YEAR				ENCUMBRANCE	BUDGET	UNENCUMBERED BALANCE
	CURRENT MONTH	YEAR TO DATE	%	CURRENT MONTH	%	YEAR TO DATE	%			
REVENUES										
TOTAL REVENUES	0.00	0.00	0	0.00	0	0.00	0	0.00	0.00	0.00
EXPENDITURES										
5001 SALARIES AND WAGES	0.00	0.00	0	0.00	0	135.00	14	0.00	950.00	815.00
5010 COMMODITIES	0.00	0.00	0	0.00	0	0.00	0	0.00	300.00	300.00
5020 SERVICES	906.00	6,081.00	23	1,456.00	6	5,139.70	20	0.00	25,910.00	20,770.30
TOTAL EXPENDITURES	906.00	6,081.00	22	1,456.00	5	5,274.70	19	0.00	27,160.00	21,885.30
NET CHANGE IN FUND BALANCE	-906.00	-6,081.00		-1,456.00		-5,274.70		0.00	-27,160.00	-21,885.30



FUND DEPT 1080-059 : GENERAL CORPORATE - FACILITIES PLANNING

4/11/2024 9:31:14 AM

PERIOD ENDING 3/31/2024

	ACTUAL LAST YEAR			ACTUAL THIS YEAR				ENCUMBRANCE	BUDGET	UNENCUMBERED BALANCE
	CURRENT MONTH	YEAR TO DATE	%	CURRENT MONTH	%	YEAR TO DATE	%			
EXPENDITURES										
TOTAL EXPENDITURES	0.00	0.00	0	0.00	0	0.00	0	0.00	0.00	0.00
NET CHANGE IN FUND BALANCE	0.00	0.00		0.00		0.00		0.00	0.00	0.00



FUND DEPT 1080-060 : GENERAL CORPORATE - HIGHWAY

4/11/2024 9:31:14 AM

PERIOD ENDING 3/31/2024

	ACTUAL LAST YEAR			ACTUAL THIS YEAR				ENCUMBRANCE	BUDGET	UNENCUMBERED BALANCE
	CURRENT MONTH	YEAR TO DATE	%	CURRENT MONTH	%	YEAR TO DATE	%			
EXPENDITURES										
TOTAL EXPENDITURES	0.00	0.00	0	0.00	0	0.00	0	0.00	0.00	0.00
NET CHANGE IN FUND BALANCE	0.00	0.00		0.00		0.00		0.00	0.00	0.00



PERIOD ENDING 3/31/2024

	ACTUAL LAST YEAR			ACTUAL THIS YEAR				ENCUMBRANCE	BUDGET	UNENCUMBERED BALANCE
	CURRENT MONTH	YEAR TO DATE	%	CURRENT MONTH	%	YEAR TO DATE	%			
REVENUES										
4007 CHARGES FOR SERVICES	0.00	0.00	0	-266.16	-1	13,343.20	27	0.00	50,000.00	36,656.80
4009 MISCELLANEOUS REVENUES	1,938.25	1,964.75	0	5.00	0	5.00	0	0.00	0.00	-5.00
4010 RENTS AND ROYALTIES	14,121.47	290,241.39	35	30,287.42	3	95,283.74	10	0.00	1,000,000.00	904,716.26
TOTAL REVENUES	16,059.72	292,206.14	33	30,026.26	3	108,631.94	10	0.00	1,050,000.00	941,368.06
EXPENDITURES										
5001 SALARIES AND WAGES	81,662.78	225,995.65	20	89,677.67	8	247,920.63	21	0.00	1,173,107.00	925,186.37
5003 FRINGE BENEFITS	0.00	0.00	0	38,819.22	0	58,228.83	0	0.00	0.00	-58,228.83
5010 COMMODITIES	9,905.15	33,281.79	26	8,911.56	6	32,070.70	21	0.00	150,574.65	118,503.95
5020 SERVICES	90,448.95	218,008.45	20	71,846.68	5	177,389.32	13	0.00	1,364,904.35	1,187,515.03
5050 INTEREST AND FISCAL CHARGES	0.00	0.00	0	0.00	0	0.00	0	0.00	183,150.00	183,150.00
TOTAL EXPENDITURES	182,016.88	477,285.89	19	209,255.13	7	515,609.48	18	0.00	2,871,736.00	2,356,126.52
OTHER FINANCING SOURCES (USES)										
7001 OTHER FINANCING USES	0.00	0.00	0	0.00	0	0.00	0	0.00	-2,050,000.00	-2,050,000.00
TOTAL OTHER FINANCING SOURCES (USES)	0.00	0.00		0.00		0.00		0.00	-2,050,000.00	-2,050,000.00
NET CHANGE IN FUND BALANCE	-165,957.16	-185,079.75		-179,228.87		-406,977.54		0.00	-3,871,736.00	-3,464,758.46




FUND DEPT 1080-072 : GENERAL CORPORATE - ADA COMPLIANCE

4/11/2024 9:31:14 AM

PERIOD ENDING 3/31/2024

	ACTUAL LAST YEAR			ACTUAL THIS YEAR				ENCUMBRANCE	BUDGET	UNENCUMBERED BALANCE
	CURRENT MONTH	YEAR TO DATE	%	CURRENT MONTH	%	YEAR TO DATE	%			
EXPENDITURES										
TOTAL EXPENDITURES	0.00	0.00	0	0.00	0	0.00	0	0.00	0.00	0.00
NET CHANGE IN FUND BALANCE	0.00	0.00		0.00		0.00		0.00	0.00	0.00



FUND DEPT 1080-075 : GENERAL CORPORATE - GENERAL COUNTY

4/11/2024 9:31:14 AM

PERIOD ENDING 3/31/2024

	ACTUAL LAST YEAR			ACTUAL THIS YEAR				ENCUMBRANCE	BUDGET	UNENCUMBERED BALANCE
	CURRENT MONTH	YEAR TO DATE	%	CURRENT MONTH	%	YEAR TO DATE	%			
REVENUES										
4001 PROPERTY TAX	0.00	0.00	0	0.00	0	0.00	0	0.00	17,825,667.00	17,825,667.00
4002 LOCAL SALES TAX	2,103.08	2,103.08	6	1,857.10	5	1,857.10	5	0.00	34,000.00	32,142.90
4003 OTHER TAXES	2,757.22	5,081.85	15	0.00	0	2,379.09	6	0.00	40,000.00	37,620.91
4004 INTERGOVERNMENTAL REVENUE	1,337,511.63	2,124,008.13	12	1,222,044.92	7	1,527,817.72	9	0.00	17,835,313.00	16,307,495.28
4007 CHARGES FOR SERVICES	1,560.00	1,560.00	5	0.00	0	0.00	0	0.00	0.00	0.00
4008 INVESTMENT EARNINGS	3,447.38	25,930.20	65	28,292.90	38	148,225.77	197	0.00	75,300.00	-72,925.77
TOTAL REVENUES	1,347,379.31	2,158,683.26	6	1,252,194.92	3	1,680,279.68	5	0.00	35,810,280.00	34,130,000.32
EXPENDITURES										
5003 FRINGE BENEFITS	246,281.34	733,192.77	20	2,911.20	0	3,303.20	0	0.00	4,375,000.00	4,371,696.80
5009 GEN GOV - FINANCIAL ADMIN	0.00	0.00	0	0.00	0	0.00	0	0.00	-606,931.00	-606,931.00
5010 COMMODITIES	0.00	0.00	0	0.00	0	0.00	0	0.00	716.05	716.05
5020 SERVICES	9,830.00	96,305.69	11	3,830.75	0	60,597.45	6	0.00	1,007,038.35	946,440.90
TOTAL EXPENDITURES	256,111.34	829,498.46	20	6,741.95	0	63,900.65	1	0.00	4,775,823.40	4,711,922.75
OTHER FINANCING SOURCES (USES)										
6001 OTHER FINANCING SOURCES	0.00	0.00	0	0.00	0	0.00	0	0.00	65,000.00	65,000.00
7001 OTHER FINANCING USES	0.00	0.00	0	0.00	0	0.00	0	0.00	-846,008.00	-846,008.00
TOTAL OTHER FINANCING SOURCES (USES)	0.00	0.00		0.00		0.00		0.00	-781,008.00	-781,008.00
NET CHANGE IN FUND BALANCE	1,091,267.97	1,329,184.80		1,245,452.97		1,616,379.03		0.00	30,253,448.60	28,637,069.57



FUND DEPT 1080-077 : GENERAL CORPORATE - ZONING AND ENFORCE (P&Z)

4/11/2024 9:31:14 AM

PERIOD ENDING 3/31/2024

	ACTUAL LAST YEAR			ACTUAL THIS YEAR				ENCUMBRANCE	BUDGET	UNENCUMBERED BALANCE
	CURRENT MONTH	YEAR TO DATE	%	CURRENT MONTH	%	YEAR TO DATE	%			
REVENUES										
4006 LICENSES AND PERMITS	5,783.00	7,323.00	3	4,742.00	2	5,807.00	3	0.00	220,231.00	214,424.00
4007 CHARGES FOR SERVICES	1,220.00	5,910.00	70	100.00	1	900.00	6	0.00	15,303.00	14,403.00
TOTAL REVENUES	7,003.00	13,233.00	6	4,842.00	2	6,707.00	3	0.00	235,534.00	228,827.00
EXPENDITURES										
5001 SALARIES AND WAGES	29,249.04	79,468.77	16	31,544.66	6	77,162.82	15	0.00	527,516.00	450,353.18
5003 FRINGE BENEFITS	0.00	0.00	0	8,737.06	0	13,073.19	0	0.00	0.00	-13,073.19
5010 COMMODITIES	645.60	2,381.22	46	424.99	8	1,465.69	29	0.00	5,125.00	3,659.31
5020 SERVICES	2,584.90	3,583.70	17	1,361.86	6	3,755.62	17	0.00	21,877.00	18,121.38
TOTAL EXPENDITURES	32,479.54	85,433.69	16	42,068.57	8	95,457.32	17	0.00	554,518.00	459,060.68
NET CHANGE IN FUND BALANCE	-25,476.54	-72,200.69		-37,226.57		-88,750.32		0.00	-318,984.00	-230,233.68



FUND DEPT 1080-124 : GENERAL CORPORATE - REGIONAL OFFICE EDUCATION

4/11/2024 9:31:14 AM

PERIOD ENDING 3/31/2024

	ACTUAL LAST YEAR			ACTUAL THIS YEAR				ENCUMBRANCE	BUDGET	UNENCUMBERED BALANCE
	CURRENT MONTH	YEAR TO DATE	%	CURRENT MONTH	%	YEAR TO DATE	%			
EXPENDITURES										
5020 SERVICES	40,136.72	80,273.44	33	41,244.39	17	82,488.75	33	0.00	247,467.00	164,978.25
TOTAL EXPENDITURES	40,136.72	80,273.44	33	41,244.39	17	82,488.75	33	0.00	247,467.00	164,978.25
NET CHANGE IN FUND BALANCE	-40,136.72	-80,273.44		-41,244.39		-82,488.75		0.00	-247,467.00	-164,978.25



FUND DEPT 1080-127 : GENERAL CORPORATE - VETERANS ASSISTNC COMMISSN

4/11/2024 9:31:14 AM

PERIOD ENDING 3/31/2024

	ACTUAL LAST YEAR			ACTUAL THIS YEAR				ENCUMBRANCE	BUDGET	UNENCUMBERED BALANCE
	CURRENT MONTH	YEAR TO DATE	%	CURRENT MONTH	%	YEAR TO DATE	%			
REVENUES										
4009 MISCELLANEOUS REVENUES	0.00	0.00	0	0.00	0	200.00	0	0.00	0.00	-200.00
TOTAL REVENUES	0.00	0.00	0	0.00	0	200.00	0	0.00	0.00	-200.00
EXPENDITURES										
5001 SALARIES AND WAGES	3,864.96	10,628.64	28	3,458.56	4	13,786.21	16	0.00	86,991.00	73,204.79
5003 FRINGE BENEFITS	0.00	0.00	0	1,292.96	6	2,780.74	12	0.00	22,876.00	20,095.26
5010 COMMODITIES	0.00	0.00	0	35.64	10	35.64	10	0.00	341.00	305.36
5020 SERVICES	7,340.00	21,589.00	26	8,169.04	7	21,410.82	17	0.00	122,758.00	101,347.18
TOTAL EXPENDITURES	11,204.96	32,217.64	27	12,956.20	6	38,013.41	16	0.00	232,966.00	194,952.59
NET CHANGE IN FUND BALANCE	-11,204.96	-32,217.64		-12,956.20		-37,813.41		0.00	-232,966.00	-195,152.59



PERIOD ENDING 3/31/2024

	ACTUAL LAST YEAR			ACTUAL THIS YEAR				ENCUMBRANCE	BUDGET	UNENCUMBERED BALANCE
	CURRENT MONTH	YEAR TO DATE	%	CURRENT MONTH	%	YEAR TO DATE	%			
REVENUES										
4004 INTERGOVERNMENTAL REVENUE	4,767.00	4,767.00	40	0.00	0	0.00	0	0.00	12,000.00	12,000.00
TOTAL REVENUES	4,767.00	4,767.00	40	0.00	0	0.00	0	0.00	12,000.00	12,000.00
EXPENDITURES										
5001 SALARIES AND WAGES	0.00	0.00	0	0.00	0	0.00	0	0.00	12,000.00	12,000.00
TOTAL EXPENDITURES	0.00	0.00	0	0.00	0	0.00	0	0.00	12,000.00	12,000.00
OTHER FINANCING SOURCES (USES)										
TOTAL OTHER FINANCING SOURCES (USES)	0.00	0.00		0.00		0.00		0.00	0.00	0.00
NET CHANGE IN FUND BALANCE	4,767.00	4,767.00		0.00		0.00		0.00	0.00	0.00



FUND DEPT 1080-140 : GENERAL CORPORATE - CORRECTIONAL CENTER

4/11/2024 9:31:14 AM

PERIOD ENDING 3/31/2024

	ACTUAL LAST YEAR			ACTUAL THIS YEAR				ENCUMBRANCE	BUDGET	UNENCUMBERED BALANCE
	CURRENT MONTH	YEAR TO DATE	%	CURRENT MONTH	%	YEAR TO DATE	%			
REVENUES										
4004 INTERGOVERNMENTAL REVENUE	749.00	749.00	1	299.60	1	299.60	1	0.00	31,000.00	30,700.40
4007 CHARGES FOR SERVICES	45,177.30	55,983.30	16	23,115.55	5	45,336.87	10	0.00	436,877.00	391,540.13
4009 MISCELLANEOUS REVENUES	6,043.76	7,273.76	14	4,745.44	8	21,275.44	37	0.00	57,000.00	35,724.56
TOTAL REVENUES	51,970.06	64,006.06	13	28,160.59	5	66,911.91	13	0.00	524,877.00	457,965.09
EXPENDITURES										
5001 SALARIES AND WAGES	247,305.64	701,582.38	19	288,328.66	7	947,322.52	22	0.00	4,307,916.00	3,360,593.48
5002 LAW ENFORCEMENT SALARIES	99,090.02	277,915.65	17	89,336.66	6	279,424.50	20	0.00	1,404,733.00	1,125,308.50
5003 FRINGE BENEFITS	0.00	0.00	0	113,207.28	0	169,879.62	0	0.00	0.00	-169,879.62
5010 COMMODITIES	36,418.57	134,160.00	23	19,718.99	3	112,147.48	15	0.00	731,288.00	619,140.52
5020 SERVICES	358,015.30	991,478.04	23	19,563.17	0	821,256.41	18	0.00	4,464,137.00	3,642,880.59
TOTAL EXPENDITURES	740,829.53	2,105,136.07	20	530,154.76	5	2,330,030.53	21	0.00	10,908,074.00	8,578,043.47
OTHER FINANCING SOURCES (USES)										
6001 OTHER FINANCING SOURCES	0.00	0.00	0	0.00	0	0.00	0	0.00	1,237,349.00	1,237,349.00
TOTAL OTHER FINANCING SOURCES (USES)	0.00	0.00		0.00		0.00		0.00	1,237,349.00	1,237,349.00
NET CHANGE IN FUND BALANCE	-688,859.47	-2,041,130.01		-501,994.17		-2,263,118.62		0.00	-9,145,848.00	-6,882,729.38




FUND DEPT 1080-141 : GENERAL CORPORATE - STS ATTY SUPPORT ENFORCE

4/11/2024 9:31:14 AM

PERIOD ENDING 3/31/2024

	ACTUAL LAST YEAR			ACTUAL THIS YEAR				ENCUMBRANCE	BUDGET	UNENCUMBERED BALANCE
	CURRENT MONTH	YEAR TO DATE	%	CURRENT MONTH	%	YEAR TO DATE	%			
REVENUES										
4004 INTERGOVERNMENTAL REVENUE	19,362.95	19,362.95	6	0.00	0	0.00	0	0.00	337,942.00	337,942.00
TOTAL REVENUES	19,362.95	19,362.95	6	0.00	0	0.00	0	0.00	337,942.00	337,942.00
EXPENDITURES										
5001 SALARIES AND WAGES	15,603.37	49,170.03	18	20,700.19	8	56,925.67	21	0.00	269,749.00	212,823.33
5003 FRINGE BENEFITS	5,453.24	17,524.18	19	12,851.33	12	21,649.12	21	0.00	103,264.00	81,614.88
5010 COMMODITIES	125.20	288.57	3	0.00	0	0.00	0	0.00	10,249.56	10,249.56
5020 SERVICES	71.48	154.44	1	41.74	2	125.22	5	0.00	2,750.44	2,625.22
TOTAL EXPENDITURES	21,253.29	67,137.22	17	33,593.26	9	78,700.01	20	0.00	386,013.00	307,312.99
NET CHANGE IN FUND BALANCE	-1,890.34	-47,774.27		-33,593.26		-78,700.01		0.00	-48,071.00	30,629.01



FUND DEPT 2060-100 : RPC - POLICE TRAINING - REGIONAL PLANNING COMMISSION

4/11/2024 9:31:14 AM

PERIOD ENDING 3/31/2024

	ACTUAL LAST YEAR			ACTUAL THIS YEAR				ENCUMBRANCE	BUDGET	UNENCUMBERED BALANCE
	CURRENT MONTH	YEAR TO DATE	%	CURRENT MONTH	%	YEAR TO DATE	%			
REVENUES										
4004 INTERGOVERNMENTAL REVENUE	0.00	0.00	0	9,514.43	2	129,062.26	27	0.00	485,000.00	355,937.74
4007 CHARGES FOR SERVICES	0.00	0.00	0	0.00	0	0.00	0	0.00	5,000.00	5,000.00
TOTAL REVENUES	0.00	0.00	0	9,514.43	2	129,062.26	26	0.00	490,000.00	360,937.74
EXPENDITURES										
5001 SALARIES AND WAGES	0.00	0.00	0	10,726.60	12	29,498.17	34	0.00	86,952.34	57,454.17
5003 FRINGE BENEFITS	0.00	0.00	0	3,649.62	6	7,114.42	11	0.00	61,994.95	54,880.53
5010 COMMODITIES	0.00	0.00	0	634.58	1	1,021.28	1	0.00	70,370.78	69,349.50
5020 SERVICES	0.00	0.00	0	17,428.26	13	53,137.49	41	13,500.00	131,012.60	64,375.11
TOTAL EXPENDITURES	0.00	0.00	0	32,439.06	9	90,771.36	26	13,500.00	350,330.67	246,059.31
OTHER FINANCING SOURCES (USES)										
6001 OTHER FINANCING SOURCES	0.00	0.00	0	0.00	0	63,929.34	40	0.00	160,000.00	96,070.66
7001 OTHER FINANCING USES	0.00	0.00	0	0.00	0	-63,929.34	27	0.00	-235,734.33	-171,804.99
TOTAL OTHER FINANCING SOURCES (USES)	0.00	0.00		0.00		0.00		0.00	-75,734.33	-75,734.33
NET CHANGE IN FUND BALANCE	0.00	0.00		-22,924.63		38,290.90		-13,500.00	63,935.00	39,144.10



PERIOD ENDING 3/31/2024

	ACTUAL LAST YEAR			ACTUAL THIS YEAR				ENCUMBRANCE	BUDGET	UNENCUMBERED BALANCE
	CURRENT MONTH	YEAR TO DATE	%	CURRENT MONTH	%	YEAR TO DATE	%			
REVENUES										
4004 INTERGOVERNMENTAL REVENUE	1,085,990.22	4,205,862.06	14	1,394,329.62	6	3,425,348.27	15	0.00	22,942,811.00	19,517,462.73
4007 CHARGES FOR SERVICES	115,709.75	169,767.36	9	163,605.11	11	285,977.99	19	0.00	1,545,500.00	1,259,522.01
4008 INVESTMENT EARNINGS	3,283.45	11,144.43	219	7,259.63	18	25,471.84	64	0.00	40,000.00	14,528.16
4009 MISCELLANEOUS REVENUES	0.00	19,371.79	22	0.00	0	0.00	0	0.00	61,025.00	61,025.00
TOTAL REVENUES	1,204,983.42	4,406,145.64	13	1,565,194.36	6	3,736,798.10	15	0.00	24,589,336.00	20,852,537.90
EXPENDITURES										
5001 SALARIES AND WAGES	500,930.37	1,295,390.22	16	375,193.37	5	1,019,258.49	14	0.00	7,232,462.00	6,213,203.51
5003 FRINGE BENEFITS	129,821.69	355,731.84	20	184,935.17	12	321,036.86	20	0.00	1,567,900.00	1,246,863.14
5010 COMMODITIES	10,294.32	47,910.35	12	4,845.94	1	25,250.53	5	0.00	506,046.00	480,795.47
5020 SERVICES	477,191.87	4,011,685.10	18	879,844.13	6	3,185,548.90	21	29,750.00	15,046,889.00	11,831,590.10
8000 CAPITAL OUTLAY	0.00	0.00	0	0.00	0	0.00	0	55,483.73	742,800.00	687,316.27
TOTAL EXPENDITURES	1,118,238.25	5,710,717.51	17	1,444,818.61	6	4,551,094.78	18	85,233.73	25,096,097.00	20,459,768.49
OTHER FINANCING SOURCES (USES)										
6001 OTHER FINANCING SOURCES	29,867.63	36,902.20	8	0.00	0	9,430.19	4	0.00	262,080.00	252,649.81
7001 OTHER FINANCING USES	-29,867.63	-36,902.20	12	0.00	0	-9,430.19	7	0.00	-134,207.00	-124,776.81
TOTAL OTHER FINANCING SOURCES (USES)	0.00	0.00		0.00		0.00		0.00	127,873.00	127,873.00
NET CHANGE IN FUND BALANCE	86,745.17	-1,304,571.87		120,375.75		-814,296.68		-85,233.73	-378,888.00	520,642.41



FUND DEPT 2076-010 : TORT IMMUNITY TAX FUND - COUNTY BOARD

4/11/2024 9:31:14 AM

PERIOD ENDING 3/31/2024

	ACTUAL LAST YEAR			ACTUAL THIS YEAR				ENCUMBRANCE	BUDGET	UNENCUMBERED BALANCE
	CURRENT MONTH	YEAR TO DATE	%	CURRENT MONTH	%	YEAR TO DATE	%			
EXPENDITURES										
5003 FRINGE BENEFITS	0.00	0.00	0	64.70	0	82.06	0	0.00	0.00	-82.06
TOTAL EXPENDITURES	0.00	0.00	0	64.70	0	82.06	0	0.00	0.00	-82.06
NET CHANGE IN FUND BALANCE	0.00	0.00		-64.70		-82.06		0.00	0.00	82.06




FUND DEPT 2076-011 : TORT IMMUNITY TAX FUND - SOLID WASTE MGMT

4/11/2024 9:31:14 AM

PERIOD ENDING 3/31/2024

	ACTUAL LAST YEAR			ACTUAL THIS YEAR				ENCUMBRANCE	BUDGET	UNENCUMBERED BALANCE
	CURRENT MONTH	YEAR TO DATE	%	CURRENT MONTH	%	YEAR TO DATE	%			
EXPENDITURES										
TOTAL EXPENDITURES	0.00	0.00	0	0.00	0	0.00	0	0.00	0.00	0.00
NET CHANGE IN FUND BALANCE	0.00	0.00		0.00		0.00		0.00	0.00	0.00



PERIOD ENDING 3/31/2024

	ACTUAL LAST YEAR			ACTUAL THIS YEAR				ENCUMBRANCE	BUDGET	UNENCUMBERED BALANCE
	CURRENT MONTH	YEAR TO DATE	%	CURRENT MONTH	%	YEAR TO DATE	%			
EXPENDITURES										
5003 FRINGE BENEFITS	0.00	0.00	0	455.98	0	676.45	0	0.00	0.00	-676.45
TOTAL EXPENDITURES	0.00	0.00	0	455.98	0	676.45	0	0.00	0.00	-676.45
NET CHANGE IN FUND BALANCE	0.00	0.00		-455.98		-676.45		0.00	0.00	676.45



FUND DEPT 2076-020 : TORT IMMUNITY TAX FUND - AUDITOR

4/11/2024 9:31:14 AM

PERIOD ENDING 3/31/2024

	ACTUAL LAST YEAR			ACTUAL THIS YEAR				ENCUMBRANCE	BUDGET	UNENCUMBERED BALANCE
	CURRENT MONTH	YEAR TO DATE	%	CURRENT MONTH	%	YEAR TO DATE	%			
EXPENDITURES										
5003 FRINGE BENEFITS	0.00	0.00	0	270.76	0	404.88	0	0.00	0.00	-404.88
TOTAL EXPENDITURES	0.00	0.00	0	270.76	0	404.88	0	0.00	0.00	-404.88
NET CHANGE IN FUND BALANCE	0.00	0.00		-270.76		-404.88		0.00	0.00	404.88



FUND DEPT 2076-021 : TORT IMMUNITY TAX FUND - BOARD OF REVIEW

4/11/2024 9:31:14 AM

PERIOD ENDING 3/31/2024

	ACTUAL LAST YEAR			ACTUAL THIS YEAR				ENCUMBRANCE	BUDGET	UNENCUMBERED BALANCE
	CURRENT MONTH	YEAR TO DATE	%	CURRENT MONTH	%	YEAR TO DATE	%			
EXPENDITURES										
5003 FRINGE BENEFITS	0.00	0.00	0	95.72	0	143.58	0	0.00	0.00	-143.58
TOTAL EXPENDITURES	0.00	0.00	0	95.72	0	143.58	0	0.00	0.00	-143.58
NET CHANGE IN FUND BALANCE	0.00	0.00		-95.72		-143.58		0.00	0.00	143.58



FUND DEPT 2076-022 : TORT IMMUNITY TAX FUND - COUNTY CLERK

4/11/2024 9:31:14 AM

PERIOD ENDING 3/31/2024

	ACTUAL LAST YEAR			ACTUAL THIS YEAR				ENCUMBRANCE	BUDGET	UNENCUMBERED BALANCE
	CURRENT MONTH	YEAR TO DATE	%	CURRENT MONTH	%	YEAR TO DATE	%			
EXPENDITURES										
5003 FRINGE BENEFITS	0.00	0.00	0	566.56	0	817.92	0	0.00	0.00	-817.92
TOTAL EXPENDITURES	0.00	0.00	0	566.56	0	817.92	0	0.00	0.00	-817.92
NET CHANGE IN FUND BALANCE	0.00	0.00		-566.56		-817.92		0.00	0.00	817.92




FUND DEPT 2076-023 : TORT IMMUNITY TAX FUND - RECORDER

4/11/2024 9:31:14 AM

PERIOD ENDING 3/31/2024

	ACTUAL LAST YEAR			ACTUAL THIS YEAR				ENCUMBRANCE	BUDGET	UNENCUMBERED BALANCE
	CURRENT MONTH	YEAR TO DATE	%	CURRENT MONTH	%	YEAR TO DATE	%			
EXPENDITURES										
5003 FRINGE BENEFITS	0.00	0.00	0	113.69	0	162.67	0	0.00	0.00	-162.67
TOTAL EXPENDITURES	0.00	0.00	0	113.69	0	162.67	0	0.00	0.00	-162.67
NET CHANGE IN FUND BALANCE	0.00	0.00		-113.69		-162.67		0.00	0.00	162.67



FUND DEPT 2076-025 : TORT IMMUNITY TAX FUND - SUPERVISOR OF ASSESSMENT

4/11/2024 9:31:14 AM

PERIOD ENDING 3/31/2024

	ACTUAL LAST YEAR			ACTUAL THIS YEAR				ENCUMBRANCE	BUDGET	UNENCUMBERED BALANCE
	CURRENT MONTH	YEAR TO DATE	%	CURRENT MONTH	%	YEAR TO DATE	%			
EXPENDITURES										
5003 FRINGE BENEFITS	0.00	0.00	0	240.38	0	359.32	0	0.00	0.00	-359.32
TOTAL EXPENDITURES	0.00	0.00	0	240.38	0	359.32	0	0.00	0.00	-359.32
NET CHANGE IN FUND BALANCE	0.00	0.00		-240.38		-359.32		0.00	0.00	359.32



FUND DEPT 2076-026 : TORT IMMUNITY TAX FUND - COUNTY TREASURER

4/11/2024 9:31:14 AM

PERIOD ENDING 3/31/2024

	ACTUAL LAST YEAR			ACTUAL THIS YEAR				ENCUMBRANCE	BUDGET	UNENCUMBERED BALANCE
	CURRENT MONTH	YEAR TO DATE	%	CURRENT MONTH	%	YEAR TO DATE	%			
EXPENDITURES										
5003 FRINGE BENEFITS	0.00	0.00	0	205.06	0	306.88	0	0.00	0.00	-306.88
TOTAL EXPENDITURES	0.00	0.00	0	205.06	0	306.88	0	0.00	0.00	-306.88
NET CHANGE IN FUND BALANCE	0.00	0.00		-205.06		-306.88		0.00	0.00	306.88



FUND DEPT 2076-028 : TORT IMMUNITY TAX FUND - INFORMATION TECHNOLOGY (IT)

4/11/2024 9:31:14 AM

PERIOD ENDING 3/31/2024

	ACTUAL LAST YEAR			ACTUAL THIS YEAR				ENCUMBRANCE	BUDGET	UNENCUMBERED BALANCE
	CURRENT MONTH	YEAR TO DATE	%	CURRENT MONTH	%	YEAR TO DATE	%			
EXPENDITURES										
5003 FRINGE BENEFITS	0.00	0.00	0	550.30	0	822.36	0	0.00	0.00	-822.36
TOTAL EXPENDITURES	0.00	0.00	0	550.30	0	822.36	0	0.00	0.00	-822.36
NET CHANGE IN FUND BALANCE	0.00	0.00		-550.30		-822.36		0.00	0.00	822.36



FUND DEPT 2076-030 : TORT IMMUNITY TAX FUND - CIRCUIT CLERK

4/11/2024 9:31:14 AM

PERIOD ENDING 3/31/2024

	ACTUAL LAST YEAR			ACTUAL THIS YEAR				ENCUMBRANCE	BUDGET	UNENCUMBERED BALANCE
	CURRENT MONTH	YEAR TO DATE	%	CURRENT MONTH	%	YEAR TO DATE	%			
EXPENDITURES										
5003 FRINGE BENEFITS	0.00	0.00	0	932.62	0	1,384.93	0	0.00	0.00	-1,384.93
TOTAL EXPENDITURES	0.00	0.00	0	932.62	0	1,384.93	0	0.00	0.00	-1,384.93
NET CHANGE IN FUND BALANCE	0.00	0.00		-932.62		-1,384.93		0.00	0.00	1,384.93



FUND DEPT 2076-031 : TORT IMMUNITY TAX FUND - CIRCUIT COURT

4/11/2024 9:31:14 AM

PERIOD ENDING 3/31/2024

	ACTUAL LAST YEAR			ACTUAL THIS YEAR				ENCUMBRANCE	BUDGET	UNENCUMBERED BALANCE
	CURRENT MONTH	YEAR TO DATE	%	CURRENT MONTH	%	YEAR TO DATE	%			
EXPENDITURES										
5003 FRINGE BENEFITS	0.00	0.00	0	481.74	0	709.77	0	0.00	0.00	-709.77
TOTAL EXPENDITURES	0.00	0.00	0	481.74	0	709.77	0	0.00	0.00	-709.77
NET CHANGE IN FUND BALANCE	0.00	0.00		-481.74		-709.77		0.00	0.00	709.77



FUND DEPT 2076-032 : TORT IMMUNITY TAX FUND - JURY COMMISSION

4/11/2024 9:31:14 AM

PERIOD ENDING 3/31/2024

	ACTUAL LAST YEAR			ACTUAL THIS YEAR				ENCUMBRANCE	BUDGET	UNENCUMBERED BALANCE
	CURRENT MONTH	YEAR TO DATE	%	CURRENT MONTH	%	YEAR TO DATE	%			
EXPENDITURES										
5003 FRINGE BENEFITS	0.00	0.00	0	35.12	0	51.97	0	0.00	0.00	-51.97
TOTAL EXPENDITURES	0.00	0.00	0	35.12	0	51.97	0	0.00	0.00	-51.97
NET CHANGE IN FUND BALANCE	0.00	0.00		-35.12		-51.97		0.00	0.00	51.97



FUND DEPT 2076-036 : TORT IMMUNITY TAX FUND - PUBLIC DEFENDER

4/11/2024 9:31:14 AM

PERIOD ENDING 3/31/2024

	ACTUAL LAST YEAR			ACTUAL THIS YEAR				ENCUMBRANCE	BUDGET	UNENCUMBERED BALANCE
	CURRENT MONTH	YEAR TO DATE	%	CURRENT MONTH	%	YEAR TO DATE	%			
EXPENDITURES										
5003 FRINGE BENEFITS	0.00	0.00	0	328.12	0	479.92	0	0.00	0.00	-479.92
TOTAL EXPENDITURES	0.00	0.00	0	328.12	0	479.92	0	0.00	0.00	-479.92
NET CHANGE IN FUND BALANCE	0.00	0.00		-328.12		-479.92		0.00	0.00	479.92



FUND DEPT 2076-040 : TORT IMMUNITY TAX FUND - SHERIFF

4/11/2024 9:31:14 AM

PERIOD ENDING 3/31/2024

	ACTUAL LAST YEAR			ACTUAL THIS YEAR				ENCUMBRANCE	BUDGET	UNENCUMBERED BALANCE
	CURRENT MONTH	YEAR TO DATE	%	CURRENT MONTH	%	YEAR TO DATE	%			
EXPENDITURES										
5003 FRINGE BENEFITS	0.00	0.00	0	51,192.74	0	79,092.77	0	0.00	0.00	-79,092.77
TOTAL EXPENDITURES	0.00	0.00	0	51,192.74	0	79,092.77	0	0.00	0.00	-79,092.77
NET CHANGE IN FUND BALANCE	0.00	0.00		-51,192.74		-79,092.77		0.00	0.00	79,092.77



FUND DEPT 2076-041 : TORT IMMUNITY TAX FUND - STATES ATTORNEY

4/11/2024 9:31:14 AM

PERIOD ENDING 3/31/2024

	ACTUAL LAST YEAR			ACTUAL THIS YEAR				ENCUMBRANCE	BUDGET	UNENCUMBERED BALANCE
	CURRENT MONTH	YEAR TO DATE	%	CURRENT MONTH	%	YEAR TO DATE	%			
EXPENDITURES										
5003 FRINGE BENEFITS	0.00	0.00	0	421.98	0	624.26	0	0.00	0.00	-624.26
TOTAL EXPENDITURES	0.00	0.00	0	421.98	0	624.26	0	0.00	0.00	-624.26
NET CHANGE IN FUND BALANCE	0.00	0.00		-421.98		-624.26		0.00	0.00	624.26



FUND DEPT 2076-042 : TORT IMMUNITY TAX FUND - CORONER

4/11/2024 9:31:14 AM

PERIOD ENDING 3/31/2024

	ACTUAL LAST YEAR			ACTUAL THIS YEAR				ENCUMBRANCE	BUDGET	UNENCUMBERED BALANCE
	CURRENT MONTH	YEAR TO DATE	%	CURRENT MONTH	%	YEAR TO DATE	%			
EXPENDITURES										
5003 FRINGE BENEFITS	0.00	0.00	0	437.51	0	598.44	0	0.00	0.00	-598.44
TOTAL EXPENDITURES	0.00	0.00	0	437.51	0	598.44	0	0.00	0.00	-598.44
NET CHANGE IN FUND BALANCE	0.00	0.00		-437.51		-598.44		0.00	0.00	598.44



FUND DEPT 2076-043 : TORT IMMUNITY TAX FUND - EMERGENCY MGMT AGCY (EMA)

4/11/2024 9:31:14 AM

PERIOD ENDING 3/31/2024

	ACTUAL LAST YEAR			ACTUAL THIS YEAR				ENCUMBRANCE	BUDGET	UNENCUMBERED BALANCE
	CURRENT MONTH	YEAR TO DATE	%	CURRENT MONTH	%	YEAR TO DATE	%			
EXPENDITURES										
5003 FRINGE BENEFITS	0.00	0.00	0	1,535.78	0	2,294.55	0	0.00	0.00	-2,294.55
TOTAL EXPENDITURES	0.00	0.00	0	1,535.78	0	2,294.55	0	0.00	0.00	-2,294.55
NET CHANGE IN FUND BALANCE	0.00	0.00		-1,535.78		-2,294.55		0.00	0.00	2,294.55




FUND DEPT 2076-051 : TORT IMMUNITY TAX FUND - JUVENILE DETENTION CENTER

4/11/2024 9:31:14 AM

PERIOD ENDING 3/31/2024

	ACTUAL LAST YEAR			ACTUAL THIS YEAR				ENCUMBRANCE	BUDGET	UNENCUMBERED BALANCE
	CURRENT MONTH	YEAR TO DATE	%	CURRENT MONTH	%	YEAR TO DATE	%			
EXPENDITURES										
5003 FRINGE BENEFITS	0.00	0.00	0	15,519.83	0	23,310.17	0	0.00	0.00	-23,310.17
TOTAL EXPENDITURES	0.00	0.00	0	15,519.83	0	23,310.17	0	0.00	0.00	-23,310.17
NET CHANGE IN FUND BALANCE	0.00	0.00		-15,519.83		-23,310.17		0.00	0.00	23,310.17




FUND DEPT 2076-052 : TORT IMMUNITY TAX FUND - COURT SERVICES -PROBATION

4/11/2024 9:31:14 AM

PERIOD ENDING 3/31/2024

	ACTUAL LAST YEAR			ACTUAL THIS YEAR				ENCUMBRANCE	BUDGET	UNENCUMBERED BALANCE
	CURRENT MONTH	YEAR TO DATE	%	CURRENT MONTH	%	YEAR TO DATE	%			
EXPENDITURES										
5003 FRINGE BENEFITS	0.00	0.00	0	19,000.74	0	28,208.75	0	0.00	0.00	-28,208.75
TOTAL EXPENDITURES	0.00	0.00	0	19,000.74	0	28,208.75	0	0.00	0.00	-28,208.75
NET CHANGE IN FUND BALANCE	0.00	0.00		-19,000.74		-28,208.75		0.00	0.00	28,208.75



FUND DEPT 2076-057 : TORT IMMUNITY TAX FUND - DEPUTY SHERIFF MERIT COMM

4/11/2024 9:31:14 AM

PERIOD ENDING 3/31/2024

	ACTUAL LAST YEAR			ACTUAL THIS YEAR				ENCUMBRANCE	BUDGET	UNENCUMBERED BALANCE
	CURRENT MONTH	YEAR TO DATE	%	CURRENT MONTH	%	YEAR TO DATE	%			
EXPENDITURES										
5003 FRINGE BENEFITS	0.00	0.00	0	0.00	0	0.57	0	0.00	0.00	-0.57
TOTAL EXPENDITURES	0.00	0.00	0	0.00	0	0.57	0	0.00	0.00	-0.57
NET CHANGE IN FUND BALANCE	0.00	0.00		0.00		-0.57		0.00	0.00	0.57



FUND DEPT 2076-071 : TORT IMMUNITY TAX FUND - PUBLIC PROP (PHYS, PLNT, FAC)

4/11/2024 9:31:14 AM

PERIOD ENDING 3/31/2024

	ACTUAL LAST YEAR			ACTUAL THIS YEAR				ENCUMBRANCE	BUDGET	UNENCUMBERED BALANCE
	CURRENT MONTH	YEAR TO DATE	%	CURRENT MONTH	%	YEAR TO DATE	%			
EXPENDITURES										
5003 FRINGE BENEFITS	0.00	0.00	0	23,597.70	0	34,999.92	0	0.00	0.00	-34,999.92
TOTAL EXPENDITURES	0.00	0.00	0	23,597.70	0	34,999.92	0	0.00	0.00	-34,999.92
NET CHANGE IN FUND BALANCE	0.00	0.00		-23,597.70		-34,999.92		0.00	0.00	34,999.92



FUND DEPT 2076-075 : TORT IMMUNITY TAX FUND - GENERAL COUNTY

4/11/2024 9:31:14 AM

PERIOD ENDING 3/31/2024

	ACTUAL LAST YEAR			ACTUAL THIS YEAR				ENCUMBRANCE	BUDGET	UNENCUMBERED BALANCE
	CURRENT MONTH	YEAR TO DATE	%	CURRENT MONTH	%	YEAR TO DATE	%			
REVENUES										
4001 PROPERTY TAX	0.00	0.00	0	0.00	0	0.00	0	0.00	2,896,732.00	2,896,732.00
4008 INVESTMENT EARNINGS	1,502.38	7,865.01	0	3,200.04	32	19,411.21	194	0.00	10,000.00	-9,411.21
TOTAL REVENUES	1,502.38	7,865.01	0	3,200.04	0	19,411.21	1	0.00	2,906,732.00	2,887,320.79
EXPENDITURES										
5003 FRINGE BENEFITS	156,530.62	215,068.23	18	0.00	0	0.00	0	0.00	1,390,000.00	1,390,000.00
5020 SERVICES	0.00	0.00	0	0.00	0	1,375.00	0	0.00	1,500,000.00	1,498,625.00
TOTAL EXPENDITURES	156,530.62	215,068.23	8	0.00	0	1,375.00	0	0.00	2,890,000.00	2,888,625.00
OTHER FINANCING SOURCES (USES)										
6001 OTHER FINANCING SOURCES	0.00	1,212.99	0	0.00	0	0.00	0	0.00	0.00	0.00
TOTAL OTHER FINANCING SOURCES (USES)	0.00	1,212.99		0.00		0.00		0.00	0.00	0.00
NET CHANGE IN FUND BALANCE	-155,028.24	-205,990.23		3,200.04		18,036.21		0.00	16,732.00	-1,304.21



FUND DEPT 2076-077 : TORT IMMUNITY TAX FUND - ZONING AND ENFORCE (P&Z)

4/11/2024 9:31:14 AM

PERIOD ENDING 3/31/2024

	ACTUAL LAST YEAR			ACTUAL THIS YEAR				ENCUMBRANCE	BUDGET	UNENCUMBERED BALANCE
	CURRENT MONTH	YEAR TO DATE	%	CURRENT MONTH	%	YEAR TO DATE	%			
EXPENDITURES										
5003 FRINGE BENEFITS	0.00	0.00	0	241.70	0	352.84	0	0.00	0.00	-352.84
TOTAL EXPENDITURES	0.00	0.00	0	241.70	0	352.84	0	0.00	0.00	-352.84
NET CHANGE IN FUND BALANCE	0.00	0.00		-241.70		-352.84		0.00	0.00	352.84



FUND DEPT 2076-127 : TORT IMMUNITY TAX FUND - VETERANS ASSISTNC COMSSN

4/11/2024 9:31:14 AM

PERIOD ENDING 3/31/2024

	ACTUAL LAST YEAR			ACTUAL THIS YEAR				ENCUMBRANCE	BUDGET	UNENCUMBERED BALANCE
	CURRENT MONTH	YEAR TO DATE	%	CURRENT MONTH	%	YEAR TO DATE	%			
EXPENDITURES										
5003 FRINGE BENEFITS	0.00	0.00	0	34.88	0	61.14	0	0.00	0.00	-61.14
TOTAL EXPENDITURES	0.00	0.00	0	34.88	0	61.14	0	0.00	0.00	-61.14
NET CHANGE IN FUND BALANCE	0.00	0.00		-34.88		-61.14		0.00	0.00	61.14



FUND DEPT 2076-130 : TORT IMMUNITY TAX FUND - CIRC CLK SUPPORT ENFORCE

4/11/2024 9:31:14 AM

PERIOD ENDING 3/31/2024

	ACTUAL LAST YEAR			ACTUAL THIS YEAR				ENCUMBRANCE	BUDGET	UNENCUMBERED BALANCE
	CURRENT MONTH	YEAR TO DATE	%	CURRENT MONTH	%	YEAR TO DATE	%			
EXPENDITURES										
TOTAL EXPENDITURES	0.00	0.00	0	0.00	0	0.00	0	0.00	0.00	0.00
NET CHANGE IN FUND BALANCE	0.00	0.00		0.00		0.00		0.00	0.00	0.00



FUND DEPT 2076-140 : TORT IMMUNITY TAX FUND - CORRECTIONAL CENTER

4/11/2024 9:31:14 AM

PERIOD ENDING 3/31/2024

	ACTUAL LAST YEAR			ACTUAL THIS YEAR				ENCUMBRANCE	BUDGET	UNENCUMBERED BALANCE
	CURRENT MONTH	YEAR TO DATE	%	CURRENT MONTH	%	YEAR TO DATE	%			
EXPENDITURES										
5003 FRINGE BENEFITS	0.00	0.00	0	52,877.98	0	74,564.27	0	0.00	0.00	-74,564.27
TOTAL EXPENDITURES	0.00	0.00	0	52,877.98	0	74,564.27	0	0.00	0.00	-74,564.27
NET CHANGE IN FUND BALANCE	0.00	0.00		-52,877.98		-74,564.27		0.00	0.00	74,564.27



FUND DEPT 2083-060 : COUNTY HIGHWAY - HIGHWAY

4/11/2024 9:31:14 AM

PERIOD ENDING 3/31/2024

	ACTUAL LAST YEAR			ACTUAL THIS YEAR				ENCUMBRANCE	BUDGET	UNENCUMBERED BALANCE
	CURRENT MONTH	YEAR TO DATE	%	CURRENT MONTH	%	YEAR TO DATE	%			
REVENUES										
4001 PROPERTY TAX	0.00	0.00	0	0.00	0	0.00	0	0.00	3,384,576.00	3,384,576.00
4004 INTERGOVERNMENTAL REVENUE	0.00	0.00	0	-5,876.56	-2	-5,876.56	-2	0.00	250,000.00	255,876.56
4007 CHARGES FOR SERVICES	7,559.60	15,007.95	3	6,913.22	1	14,936.12	3	0.00	555,000.00	540,063.88
4008 INVESTMENT EARNINGS	7,620.08	25,893.37	647	10,340.97	17	40,676.07	68	0.00	60,000.00	19,323.93
4009 MISCELLANEOUS REVENUES	377.05	1,087.15	0	268.40	0	785.33	0	0.00	0.00	-785.33
TOTAL REVENUES	15,556.73	41,988.47	1	11,646.03	0	50,520.96	1	0.00	4,249,576.00	4,199,055.04
EXPENDITURES										
5001 SALARIES AND WAGES	117,785.23	333,466.74	20	115,758.23	7	356,391.61	21	0.00	1,692,222.00	1,335,830.39
5003 FRINGE BENEFITS	44,732.90	110,177.22	20	66,028.68	10	116,554.96	18	0.00	644,870.00	528,315.04
5010 COMMODITIES	13,601.40	41,733.89	14	58,278.74	18	98,987.51	30	17,290.05	327,700.00	211,422.44
5020 SERVICES	31,560.92	132,898.17	19	20,579.59	3	127,567.60	18	6,308.22	691,034.00	557,158.18
8000 CAPITAL OUTLAY	17,916.50	36,488.50	5	19,173.73	2	29,453.64	4	293,819.70	815,750.00	492,476.66
TOTAL EXPENDITURES	225,596.95	654,764.52	17	279,818.97	7	728,955.32	17	317,417.97	4,171,576.00	3,125,202.71
OTHER FINANCING SOURCES (USES)										
6001 OTHER FINANCING SOURCES	0.00	0.00	0	0.00	0	0.00	0	0.00	50,000.00	50,000.00
7001 OTHER FINANCING USES	-120,000.00	-120,000.00	100	0.00	0	0.00	0	0.00	-128,000.00	-128,000.00
TOTAL OTHER FINANCING SOURCES (USES)	-120,000.00	-120,000.00		0.00		0.00		0.00	-78,000.00	-78,000.00
NET CHANGE IN FUND BALANCE	-330,040.22	-732,776.05		-268,172.94		-678,434.36		-317,417.97	0.00	995,852.33



FUND DEPT 2083-062 : COUNTY HIGHWAY - HIGHWAY BUILDING CAPITAL

4/11/2024 9:31:14 AM

PERIOD ENDING 3/31/2024

	ACTUAL LAST YEAR			ACTUAL THIS YEAR				ENCUMBRANCE	BUDGET	UNENCUMBERED BALANCE
	CURRENT MONTH	YEAR TO DATE	%	CURRENT MONTH	%	YEAR TO DATE	%			
REVENUES										
TOTAL REVENUES	0.00	0.00	0	0.00	0	0.00	0	0.00	0.00	0.00
EXPENDITURES										
5020 SERVICES	0.00	0.00	0	0.00	0	0.00	0	0.00	25,000.00	25,000.00
8000 CAPITAL OUTLAY	0.00	0.00	0	0.00	0	0.00	0	0.00	275,000.00	275,000.00
TOTAL EXPENDITURES	0.00	0.00	0	0.00	0	0.00	0	0.00	300,000.00	300,000.00
OTHER FINANCING SOURCES (USES)										
6001 OTHER FINANCING SOURCES	120,000.00	120,000.00	100	0.00	0	0.00	0	0.00	128,000.00	128,000.00
TOTAL OTHER FINANCING SOURCES (USES)	120,000.00	120,000.00		0.00		0.00		0.00	128,000.00	128,000.00
NET CHANGE IN FUND BALANCE	120,000.00	120,000.00		0.00		0.00		0.00	-172,000.00	-172,000.00



FUND DEPT 2084-060 : COUNTY BRIDGE - HIGHWAY

4/11/2024 9:31:14 AM

PERIOD ENDING 3/31/2024

	ACTUAL LAST YEAR			ACTUAL THIS YEAR				ENCUMBRANCE	BUDGET	UNENCUMBERED BALANCE
	CURRENT MONTH	YEAR TO DATE	%	CURRENT MONTH	%	YEAR TO DATE	%			
REVENUES										
4001 PROPERTY TAX	0.00	0.00	0	0.00	0	0.00	0	0.00	1,697,636.00	1,697,636.00
4008 INVESTMENT EARNINGS	4,723.82	15,531.48	155 3	7,572.78	25	26,437.14	88	0.00	30,000.00	3,562.86
4009 MISCELLANEOUS REVENUES	0.00	0.00	0	0.00	0	5,500.00	110	0.00	5,000.00	-500.00
TOTAL REVENUES	4,723.82	15,531.48	1	7,572.78	0	31,937.14	2	0.00	1,732,636.00	1,700,698.86
EXPENDITURES										
5020 SERVICES	16,386.46	37,068.07	19	7,132.10	2	21,495.10	7	0.00	300,000.00	278,504.90
8000 CAPITAL OUTLAY	0.00	148,967.67	11	0.00	0	0.00	0	0.00	1,432,636.00	1,432,636.00
TOTAL EXPENDITURES	16,386.46	186,035.74	12	7,132.10	0	21,495.10	1	0.00	1,732,636.00	1,711,140.90
OTHER FINANCING SOURCES (USES)										
TOTAL OTHER FINANCING SOURCES (USES)	0.00	0.00		0.00		0.00		0.00	0.00	0.00
NET CHANGE IN FUND BALANCE	-11,662.64	-170,504.26		440.68		10,442.04		0.00	0.00	-10,442.04



FUND DEPT 2085-060 : COUNTY MOTOR FUEL TAX - HIGHWAY

4/11/2024 9:31:14 AM

PERIOD ENDING 3/31/2024

	ACTUAL LAST YEAR			ACTUAL THIS YEAR				ENCUMBRANCE	BUDGET	UNENCUMBERED BALANCE
	CURRENT MONTH	YEAR TO DATE	%	CURRENT MONTH	%	YEAR TO DATE	%			
REVENUES										
4004 INTERGOVERNMENTAL REVENUE	291,632.35	576,441.59	16	326,592.25	9	632,743.59	18	0.00	3,587,200.00	2,954,456.41
4007 CHARGES FOR SERVICES	0.00	0.00	0	0.00	0	0.00	0	0.00	2,000.00	2,000.00
4008 INVESTMENT EARNINGS	32,884.77	100,808.93	100 8	31,627.41	13	110,217.27	44	0.00	250,000.00	139,782.73
4009 MISCELLANEOUS REVENUES	0.00	0.00	0	6,232.80	0	6,232.80	0	0.00	0.00	-6,232.80
TOTAL REVENUES	324,517.12	677,250.52	19	364,452.46	9	749,193.66	20	0.00	3,839,200.00	3,090,006.34
EXPENDITURES										
5001 SALARIES AND WAGES	13,928.08	41,784.24	23	14,318.68	8	42,956.04	23	0.00	185,229.00	142,272.96
5010 COMMODITIES	0.00	0.00	0	8,947.49	2	115,553.29	23	0.00	500,000.00	384,446.71
5020 SERVICES	86,240.59	105,815.85	7	978.20	0	24,490.87	2	0.00	1,135,000.00	1,110,509.13
8000 CAPITAL OUTLAY	0.00	0.00	0	195,241.50	10	195,241.50	10	0.00	2,000,000.00	1,804,758.50
TOTAL EXPENDITURES	100,168.67	147,600.09	2	219,485.87	6	378,241.70	10	0.00	3,820,229.00	3,441,987.30
NET CHANGE IN FUND BALANCE	224,348.45	529,650.43		144,966.59		370,951.96		0.00	18,971.00	-351,980.96



FUND DEPT 2088-044 : ILL.MUNICIPAL RETIREMENT - NURSING HOME

4/11/2024 9:31:14 AM

PERIOD ENDING 3/31/2024

	ACTUAL LAST YEAR			ACTUAL THIS YEAR				ENCUMBRANCE	BUDGET	UNENCUMBERED BALANCE
	CURRENT MONTH	YEAR TO DATE	%	CURRENT MONTH	%	YEAR TO DATE	%			
EXPENDITURES										
TOTAL EXPENDITURES	0.00	0.00	0	0.00	0	0.00	0	0.00	0.00	0.00
OTHER FINANCING SOURCES (USES)										
TOTAL OTHER FINANCING SOURCES (USES)	0.00	0.00		0.00		0.00		0.00	0.00	0.00
NET CHANGE IN FUND BALANCE	0.00	0.00		0.00		0.00		0.00	0.00	0.00



FUND DEPT 2088-073 : ILL.MUNICIPAL RETIREMENT - ILL.MUNICIPAL RETIREMENT

4/11/2024 9:31:14 AM

PERIOD ENDING 3/31/2024

	ACTUAL LAST YEAR			ACTUAL THIS YEAR				ENCUMBRANCE	BUDGET	UNENCUMBERED BALANCE
	CURRENT MONTH	YEAR TO DATE	%	CURRENT MONTH	%	YEAR TO DATE	%			
REVENUES										
4001 PROPERTY TAX	0.00	0.00	0	0.00	0	0.00	0	0.00	2,019,440.00	2,019,440.00
4004 INTERGOVERNMENTAL REVENUE	124,000.00	124,000.00	100	0.00	0	0.00	0	0.00	124,000.00	124,000.00
4008 INVESTMENT EARNINGS	3,516.64	11,999.76	240 0	5,128.33	34	15,862.30	106	0.00	15,000.00	-862.30
TOTAL REVENUES	127,516.64	135,999.76	6	5,128.33	0	15,862.30	1	0.00	2,158,440.00	2,142,577.70
EXPENDITURES										
5003 FRINGE BENEFITS	235,660.70	322,933.08	15	118,620.48	5	118,620.48	5	0.00	2,163,962.00	2,045,341.52
TOTAL EXPENDITURES	235,660.70	322,933.08	15	118,620.48	5	118,620.48	5	0.00	2,163,962.00	2,045,341.52
OTHER FINANCING SOURCES (USES)										
6001 OTHER FINANCING SOURCES	0.00	6,556.20	0	0.00	0	0.00	0	0.00	6,556.00	6,556.00
TOTAL OTHER FINANCING SOURCES (USES)	0.00	6,556.20		0.00		0.00		0.00	6,556.00	6,556.00
NET CHANGE IN FUND BALANCE	-108,144.06	-180,377.12		-113,492.15		-102,758.18		0.00	1,034.00	103,792.18



FUND DEPT 2089-018 : COUNTY PUBLIC HEALTH FUND - C-U PUBLIC HEALTH DISTRICT

4/11/2024 9:31:14 AM

PERIOD ENDING 3/31/2024

	ACTUAL LAST YEAR			ACTUAL THIS YEAR				ENCUMBRANCE	BUDGET	UNENCUMBERED BALANCE
	CURRENT MONTH	YEAR TO DATE	%	CURRENT MONTH	%	YEAR TO DATE	%			
REVENUES										
4001 PROPERTY TAX	0.00	0.00	0	0.00	0	0.00	0	0.00	898,763.00	898,763.00
TOTAL REVENUES	0.00	0.00	0	0.00	0	0.00	0	0.00	898,763.00	898,763.00
EXPENDITURES										
5020 SERVICES	0.00	0.00	0	0.00	0	0.00	0	0.00	898,763.00	898,763.00
TOTAL EXPENDITURES	0.00	0.00	0	0.00	0	0.00	0	0.00	898,763.00	898,763.00
NET CHANGE IN FUND BALANCE	0.00	0.00		0.00		0.00		0.00	0.00	0.00



FUND DEPT 2089-049 : COUNTY PUBLIC HEALTH FUND - BOARD OF HEALTH

4/11/2024 9:31:14 AM

PERIOD ENDING 3/31/2024

	ACTUAL LAST YEAR			ACTUAL THIS YEAR				ENCUMBRANCE	BUDGET	UNENCUMBERED BALANCE
	CURRENT MONTH	YEAR TO DATE	%	CURRENT MONTH	%	YEAR TO DATE	%			
REVENUES										
4001 PROPERTY TAX	0.00	0.00	0	0.00	0	0.00	0	0.00	705,538.00	705,538.00
4004 INTERGOVERNMENTAL REVENUE	56,647.24	56,647.24	12	61,341.57	17	61,341.57	17	0.00	356,651.00	295,309.43
4006 LICENSES AND PERMITS	4,275.00	18,300.00	14	4,923.00	4	80,173.00	61	0.00	131,611.00	51,438.00
4008 INVESTMENT EARNINGS	1,209.97	4,814.08	275	2,040.71	51	7,359.13	184	0.00	4,000.00	-3,359.13
4009 MISCELLANEOUS REVENUES	814.00	814.00	133	1,236.47	578	1,236.47	578	0.00	214.00	-1,022.47
TOTAL REVENUES	62,946.21	80,575.32	6	69,541.75	6	150,110.17	13	0.00	1,198,014.00	1,047,903.83
EXPENDITURES										
5020 SERVICES	83,759.43	91,491.09	7	162,117.61	12	163,466.66	13	0.00	1,307,263.98	1,143,797.32
TOTAL EXPENDITURES	83,759.43	91,491.09	7	162,117.61	12	163,466.66	13	0.00	1,307,263.98	1,143,797.32
OTHER FINANCING SOURCES (USES)										
TOTAL OTHER FINANCING SOURCES (USES)	0.00	0.00		0.00		0.00		0.00	0.00	0.00
NET CHANGE IN FUND BALANCE	-20,813.22	-10,915.77		-92,575.86		-13,356.49		0.00	-109,249.98	-95,893.49



FUND DEPT 2090-053 : MENTAL HEALTH - MENTAL HEALTH BOARD

4/11/2024 9:31:14 AM

PERIOD ENDING 3/31/2024

	ACTUAL LAST YEAR			ACTUAL THIS YEAR				ENCUMBRANCE	BUDGET	UNENCUMBERED BALANCE
	CURRENT MONTH	YEAR TO DATE	%	CURRENT MONTH	%	YEAR TO DATE	%			
REVENUES										
4001 PROPERTY TAX	0.00	0.00	0	0.00	0	0.00	0	0.00	6,311,236.00	6,311,236.00
4004 INTERGOVERNMENTAL REVENUE	135,704.00	135,704.00	33	35,447.00	8	106,341.00	25	0.00	425,371.00	319,030.00
4008 INVESTMENT EARNINGS	5,333.57	20,443.46	681	7,135.93	13	31,006.18	55	0.00	56,268.00	25,261.82
4009 MISCELLANEOUS REVENUES	9,856.00	9,956.00	24	0.00	0	0.00	0	0.00	45,000.00	45,000.00
TOTAL REVENUES	150,893.57	166,103.46	3	42,582.93	1	137,347.18	2	0.00	6,837,875.00	6,700,527.82
EXPENDITURES										
5001 SALARIES AND WAGES	36,554.18	100,529.14	21	38,258.04	8	107,339.40	21	0.00	501,828.00	394,488.60
5003 FRINGE BENEFITS	8,572.75	24,454.34	19	12,951.86	9	24,305.22	17	0.00	144,555.00	120,249.78
5010 COMMODITIES	168.99	1,328.27	8	411.53	3	3,488.10	22	0.00	15,985.00	12,496.90
5020 SERVICES	505,102.41	1,747,424.05	30	487,633.27	8	1,378,968.39	22	0.00	6,168,507.00	4,789,538.61
TOTAL EXPENDITURES	550,398.33	1,873,735.80	29	539,254.70	8	1,514,101.11	22	0.00	6,830,875.00	5,316,773.89
OTHER FINANCING SOURCES (USES)										
7001 OTHER FINANCING USES	0.00	0.00	0	0.00	0	0.00	0	0.00	-7,000.00	-7,000.00
TOTAL OTHER FINANCING SOURCES (USES)	0.00	0.00		0.00		0.00		0.00	-7,000.00	-7,000.00
NET CHANGE IN FUND BALANCE	-399,504.76	-1,707,632.34		-496,671.77		-1,376,753.93		0.00	0.00	1,376,753.93



FUND DEPT 2091-047 : ANIMAL CONTROL - ANIMAL CONTROL ADMIN

4/11/2024 9:31:14 AM

PERIOD ENDING 3/31/2024

	ACTUAL LAST YEAR			ACTUAL THIS YEAR				ENCUMBRANCE	BUDGET	UNENCUMBERED BALANCE
	CURRENT MONTH	YEAR TO DATE	%	CURRENT MONTH	%	YEAR TO DATE	%			
REVENUES										
4006 LICENSES AND PERMITS	30,972.00	48,335.00	14	11,581.00	3	42,997.00	13	0.00	335,000.00	292,003.00
4008 INVESTMENT EARNINGS	1,107.28	3,605.81	361	1,695.24	170	5,871.01	587	0.00	1,000.00	-4,871.01
TOTAL REVENUES	32,079.28	51,940.81	15	13,276.24	4	48,868.01	15	0.00	336,000.00	287,131.99
EXPENDITURES										
5001 SALARIES AND WAGES	12,911.06	40,715.04	24	14,279.01	10	40,296.04	28	0.00	146,169.00	105,872.96
5003 FRINGE BENEFITS	3,081.97	7,609.71	11	6,706.69	14	12,000.78	26	0.00	46,971.00	34,970.22
5010 COMMODITIES	35.64	3,057.23	19	776.77	8	1,850.37	20	0.00	9,219.80	7,369.43
5020 SERVICES	2,294.95	3,829.25	7	3,024.43	31	3,869.13	39	0.00	9,841.81	5,972.68
TOTAL EXPENDITURES	18,323.62	55,211.23	18	24,786.90	12	58,016.32	27	0.00	212,201.61	154,185.29
OTHER FINANCING SOURCES (USES)										
TOTAL OTHER FINANCING SOURCES (USES)	0.00	0.00		0.00		0.00		0.00	0.00	0.00
NET CHANGE IN FUND BALANCE	13,755.66	-3,270.42		-11,510.66		-9,148.31		0.00	123,798.39	132,946.70



FUND DEPT 2091-247 : ANIMAL CONTROL - ANIMAL WARDEN SERVICES

4/11/2024 9:31:14 AM

PERIOD ENDING 3/31/2024

	ACTUAL LAST YEAR			ACTUAL THIS YEAR				ENCUMBRANCE	BUDGET	UNENCUMBERED BALANCE
	CURRENT MONTH	YEAR TO DATE	%	CURRENT MONTH	%	YEAR TO DATE	%			
REVENUES										
4004 INTERGOVERNMENTAL REVENUE	19,521.79	58,565.37	31	17,034.93	9	58,794.42	30	0.00	192,995.00	134,200.58
4005 FINES AND FORFEITURES	1,550.00	2,550.00	23	175.00	2	700.00	7	0.00	10,000.00	9,300.00
TOTAL REVENUES	21,071.79	61,115.37	31	17,209.93	8	59,494.42	29	0.00	202,995.00	143,500.58
EXPENDITURES										
5001 SALARIES AND WAGES	3,330.42	16,826.50	12	9,715.00	7	21,039.01	16	0.00	130,380.73	109,341.72
5003 FRINGE BENEFITS	656.11	2,128.37	4	1,639.05	3	2,967.17	5	0.00	57,683.00	54,715.83
5010 COMMODITIES	1,138.74	3,032.60	12	2,546.53	13	4,181.32	21	542.37	19,850.00	15,126.31
5020 SERVICES	657.27	2,249.11	12	492.12	3	1,453.38	8	0.00	18,580.00	17,126.62
TOTAL EXPENDITURES	5,782.54	24,236.58	9	14,392.70	6	29,640.88	13	542.37	226,493.73	196,310.48
NET CHANGE IN FUND BALANCE	15,289.25	36,878.79		2,817.23		29,853.54		-542.37	-23,498.73	-52,809.90



FUND DEPT 2091-248 : ANIMAL CONTROL - ANIMAL IMPOUND SERVICES

4/11/2024 9:31:14 AM

PERIOD ENDING 3/31/2024

	ACTUAL LAST YEAR			ACTUAL THIS YEAR				ENCUMBRANCE	BUDGET	UNENCUMBERED BALANCE
	CURRENT MONTH	YEAR TO DATE	%	CURRENT MONTH	%	YEAR TO DATE	%			
REVENUES										
4004 INTERGOVERNMENTAL REVENUE	7,321.70	21,965.10	9	11,139.88	4	25,729.99	10	0.00	248,345.00	222,615.01
4005 FINES AND FORFEITURES	6,640.00	9,109.00	61	125.00	1	200.00	1	0.00	15,000.00	14,800.00
4009 MISCELLANEOUS REVENUES	0.00	0.00	0	362.00	0	1,286.00	0	0.00	0.00	-1,286.00
TOTAL REVENUES	13,961.70	31,074.10	12	11,626.88	4	27,215.99	10	0.00	263,345.00	236,129.01
EXPENDITURES										
5001 SALARIES AND WAGES	11,982.18	32,117.45	20	10,737.83	5	27,602.59	14	0.00	204,122.27	176,519.68
5003 FRINGE BENEFITS	2,881.79	6,917.81	13	1,639.81	2	3,557.99	4	0.00	80,480.00	76,922.01
5010 COMMODITIES	2,597.71	7,632.91	23	5,883.77	18	14,599.20	45	0.00	32,633.13	18,033.93
5020 SERVICES	3,459.21	5,330.66	485	3,373.85	8	7,278.97	16	0.00	44,615.26	37,336.29
8000 CAPITAL OUTLAY	0.00	0.00	0	0.00	0	0.00	0	0.00	150,000.00	150,000.00
TOTAL EXPENDITURES	20,920.89	51,998.83	21	21,635.26	4	53,038.75	10	0.00	511,850.66	458,811.91
NET CHANGE IN FUND BALANCE	-6,959.19	-20,924.73		-10,008.38		-25,822.76		0.00	-248,505.66	-222,682.90



FUND DEPT 2092-074 : LAW LIBRARY - LAW LIBRARY

4/11/2024 9:31:14 AM

PERIOD ENDING 3/31/2024

	ACTUAL LAST YEAR			ACTUAL THIS YEAR				ENCUMBRANCE	BUDGET	UNENCUMBERED BALANCE
	CURRENT MONTH	YEAR TO DATE	%	CURRENT MONTH	%	YEAR TO DATE	%			
REVENUES										
4007 CHARGES FOR SERVICES	13,680.75	13,680.75	20	3,710.25	4	10,557.00	12	0.00	85,000.00	74,443.00
4008 INVESTMENT EARNINGS	312.03	1,041.01	104 1	517.54	17	1,668.78	56	0.00	3,000.00	1,331.22
TOTAL REVENUES	13,992.78	14,721.76	21	4,227.79	5	12,225.78	14	0.00	88,000.00	75,774.22
EXPENDITURES										
5003 FRINGE BENEFITS	0.00	0.00	0	0.00	0	0.00	0	0.00	17,025.00	17,025.00
5010 COMMODITIES	1,756.28	6,278.84	26	6,484.09	26	10,172.27	40	0.00	25,400.00	15,227.73
5020 SERVICES	527.20	1,250.88	3	538.18	1	1,142.10	3	0.00	36,185.00	35,042.90
TOTAL EXPENDITURES	2,283.48	7,529.72	12	7,022.27	9	11,314.37	14	0.00	78,610.00	67,295.63
OTHER FINANCING SOURCES (USES)										
TOTAL OTHER FINANCING SOURCES (USES)	0.00	0.00		0.00		0.00		0.00	0.00	0.00
NET CHANGE IN FUND BALANCE	11,709.30	7,192.04		-2,794.48		911.41		0.00	9,390.00	8,478.59



FUND DEPT 2093-031 : FORECLOSURE MEDIATION FND - CIRCUIT COURT

4/11/2024 9:31:14 AM

PERIOD ENDING 3/31/2024

	ACTUAL LAST YEAR			ACTUAL THIS YEAR				ENCUMBRANCE	BUDGET	UNENCUMBERED BALANCE
	CURRENT MONTH	YEAR TO DATE	%	CURRENT MONTH	%	YEAR TO DATE	%			
REVENUES										
4007 CHARGES FOR SERVICES	150.00	150.00	2	1,300.00	13	1,400.00	14	0.00	10,000.00	8,600.00
4008 INVESTMENT EARNINGS	26.94	87.57	219	120.96	48	386.97	155	0.00	250.00	-136.97
TOTAL REVENUES	176.94	237.57	2	1,420.96	14	1,786.97	17	0.00	10,250.00	8,463.03
EXPENDITURES										
5010 COMMODITIES	0.00	0.00	0	0.00	0	0.00	0	0.00	100.00	100.00
5020 SERVICES	7.49	22.47	0	7.53	0	22.59	0	0.00	5,250.00	5,227.41
TOTAL EXPENDITURES	7.49	22.47	0	7.53	0	22.59	0	0.00	5,350.00	5,327.41
OTHER FINANCING SOURCES (USES)										
TOTAL OTHER FINANCING SOURCES (USES)	0.00	0.00		0.00		0.00		0.00	0.00	0.00
NET CHANGE IN FUND BALANCE	169.45	215.10		1,413.43		1,764.38		0.00	4,900.00	3,135.62



FUND DEPT 2101-054 : I/DD SPECIAL INITIATIVES - CILA PROJECT

4/11/2024 9:31:14 AM

PERIOD ENDING 3/31/2024

	ACTUAL LAST YEAR			ACTUAL THIS YEAR				ENCUMBRANCE	BUDGET	UNENCUMBERED BALANCE
	CURRENT MONTH	YEAR TO DATE	%	CURRENT MONTH	%	YEAR TO DATE	%			
REVENUES										
4008 INVESTMENT EARNINGS	1,759.90	5,501.00	550	1,795.21	30	6,086.33	101	0.00	6,000.00	-86.33
TOTAL REVENUES	1,759.90	5,501.00	550	1,795.21	30	6,086.33	101	0.00	6,000.00	-86.33
EXPENDITURES										
5010 COMMODITIES	0.00	0.00	0	0.00	0	0.00	0	0.00	5,063.00	5,063.00
5020 SERVICES	0.00	0.00	0	23,833.00	6	71,499.00	18	0.00	400,937.00	329,438.00
TOTAL EXPENDITURES	0.00	0.00	0	23,833.00	6	71,499.00	18	0.00	406,000.00	334,501.00
OTHER FINANCING SOURCES (USES)										
6001 OTHER FINANCING SOURCES	0.00	50,000.00	100	0.00	0	0.00	0	0.00	0.00	0.00
TOTAL OTHER FINANCING SOURCES (USES)	0.00	50,000.00		0.00		0.00		0.00	0.00	0.00
NET CHANGE IN FUND BALANCE	1,759.90	55,501.00		-22,037.79		-65,412.67		0.00	-400,000.00	-334,587.33



FUND DEPT 2103-060 : HWY FED AID MATCHING FUND - HIGHWAY

4/11/2024 9:31:14 AM

PERIOD ENDING 3/31/2024

	ACTUAL LAST YEAR			ACTUAL THIS YEAR				ENCUMBRANCE	BUDGET	UNENCUMBERED BALANCE
	CURRENT MONTH	YEAR TO DATE	%	CURRENT MONTH	%	YEAR TO DATE	%			
REVENUES										
4001 PROPERTY TAX	0.00	0.00	0	0.00	0	0.00	0	0.00	142,025.00	142,025.00
4008 INVESTMENT EARNINGS	1,368.11	4,232.91	564	2,034.57	14	7,070.51	47	0.00	15,000.00	7,929.49
TOTAL REVENUES	1,368.11	4,232.91	3	2,034.57	1	7,070.51	5	0.00	157,025.00	149,954.49
EXPENDITURES										
TOTAL EXPENDITURES	0.00	0.00	0	0.00	0	0.00	0	0.00	0.00	0.00
OTHER FINANCING SOURCES (USES)										
TOTAL OTHER FINANCING SOURCES (USES)	0.00	0.00		0.00		0.00		0.00	0.00	0.00
NET CHANGE IN FUND BALANCE	1,368.11	4,232.91		2,034.57		7,070.51		0.00	157,025.00	149,954.49



FUND DEPT 2104-104 : EARLY CHILDHOOD FUND - EARLY CHILDHOOD DEVELOPMENT

4/11/2024 9:31:14 AM

PERIOD ENDING 3/31/2024

	ACTUAL LAST YEAR			ACTUAL THIS YEAR				ENCUMBRANCE	BUDGET	UNENCUMBERED BALANCE
	CURRENT MONTH	YEAR TO DATE	%	CURRENT MONTH	%	YEAR TO DATE	%			
REVENUES										
4004 INTERGOVERNMENTAL REVENUE	1,200,737.63	3,317,409.74	25	920,182.88	7	3,260,784.63	25	0.00	12,858,880.00	9,598,095.37
4007 CHARGES FOR SERVICES	5,670.00	5,870.00	5	6,300.00	5	16,600.00	13	0.00	128,000.00	111,400.00
4008 INVESTMENT EARNINGS	13,582.38	40,680.36	814	14,679.62	20	41,243.83	55	0.00	75,000.00	33,756.17
4009 MISCELLANEOUS REVENUES	0.00	670.05	1	1,028.99	0	1,103.27	1	0.00	210,000.00	208,896.73
TOTAL REVENUES	1,219,990.01	3,364,630.15	25	942,191.49	7	3,319,731.73	25	0.00	13,271,880.00	9,952,148.27
EXPENDITURES										
5001 SALARIES AND WAGES	514,855.76	1,904,403.49	31	469,265.37	7	1,923,859.88	30	0.00	6,478,090.08	4,554,230.20
5003 FRINGE BENEFITS	135,889.28	413,271.30	21	222,534.52	11	450,625.90	23	0.00	1,979,022.00	1,528,396.10
5010 COMMODITIES	58,711.84	127,907.97	17	95,872.87	10	219,861.26	24	33,559.00	918,938.00	665,517.74
5020 SERVICES	221,541.81	497,546.50	15	217,016.42	7	509,853.29	17	28,675.00	3,020,829.92	2,482,301.63
8000 CAPITAL OUTLAY	29,015.00	29,015.00	16	0.00	0	0.00	0	0.00	150,000.00	150,000.00
TOTAL EXPENDITURES	960,013.69	2,972,144.26	24	1,004,689.18	8	3,104,200.33	25	62,234.00	12,546,880.00	9,380,445.67
OTHER FINANCING SOURCES (USES)										
7001 OTHER FINANCING USES	0.00	0.00	0	0.00	0	0.00	0	0.00	-725,000.00	-725,000.00
TOTAL OTHER FINANCING SOURCES (USES)	0.00	0.00		0.00		0.00		0.00	-725,000.00	-725,000.00
NET CHANGE IN FUND BALANCE	259,976.32	392,485.89		-62,497.69		215,531.40		-62,234.00	0.00	-153,297.40



FUND DEPT 2106-010 : PUBL SAFETY SALES TAX FND - COUNTY BOARD

4/11/2024 9:31:14 AM

PERIOD ENDING 3/31/2024

	ACTUAL LAST YEAR			ACTUAL THIS YEAR				ENCUMBRANCE	BUDGET	UNENCUMBERED BALANCE
	CURRENT MONTH	YEAR TO DATE	%	CURRENT MONTH	%	YEAR TO DATE	%			
REVENUES										
4002 LOCAL SALES TAX	345,109.31	345,109.31	10	0.00	0	0.00	0	0.00	3,726,358.00	3,726,358.00
4008 INVESTMENT EARNINGS	9,980.73	38,437.02	769	20,742.58	52	71,149.65	178	0.00	40,000.00	-31,149.65
TOTAL REVENUES	355,090.04	383,546.33	11	20,742.58	1	71,149.65	2	0.00	3,766,358.00	3,695,208.35
EXPENDITURES										
5002 LAW ENFORCEMENT SALARIES	0.00	0.00	0	0.00	0	0.00	0	0.00	105,006.00	105,006.00
5003 FRINGE BENEFITS	0.00	0.00	0	0.00	0	0.00	0	0.00	15,000.00	15,000.00
5020 SERVICES	80,338.68	188,718.70	19	84,135.84	7	185,343.22	15	34,749.00	1,252,500.00	1,032,407.78
TOTAL EXPENDITURES	80,338.68	188,718.70	19	84,135.84	6	185,343.22	14	34,749.00	1,372,506.00	1,152,413.78
OTHER FINANCING SOURCES (USES)										
7001 OTHER FINANCING USES	0.00	0.00	0	0.00	0	0.00	0	0.00	-2,025,358.00	-2,025,358.00
TOTAL OTHER FINANCING SOURCES (USES)	0.00	0.00		0.00		0.00		0.00	-2,025,358.00	-2,025,358.00
NET CHANGE IN FUND BALANCE	274,751.36	194,827.63		-63,393.26		-114,193.57		-34,749.00	368,494.00	517,436.57



FUND DEPT 2106-013 : PUBL SAFETY SALES TAX FND - DEBT SERVICE

4/11/2024 9:31:14 AM

PERIOD ENDING 3/31/2024

	ACTUAL LAST YEAR			ACTUAL THIS YEAR				ENCUMBRANCE	BUDGET	UNENCUMBERED BALANCE
	CURRENT MONTH	YEAR TO DATE	%	CURRENT MONTH	%	YEAR TO DATE	%			
REVENUES										
4002 LOCAL SALES TAX	262,466.00	262,466.00	8	0.00	0	0.00	0	0.00	3,056,642.00	3,056,642.00
TOTAL REVENUES	262,466.00	262,466.00	8	0.00	0	0.00	0	0.00	3,056,642.00	3,056,642.00
EXPENDITURES										
5050 INTEREST AND FISCAL CHARGES	0.00	0.00	0	0.00	0	0.00	0	0.00	3,056,642.00	3,056,642.00
TOTAL EXPENDITURES	0.00	0.00	0	0.00	0	0.00	0	0.00	3,056,642.00	3,056,642.00
NET CHANGE IN FUND BALANCE	262,466.00	262,466.00		0.00		0.00		0.00	0.00	0.00



FUND DEPT 2106-060 : PUBL SAFETY SALES TAX FND - HIGHWAY

4/11/2024 9:31:14 AM


PERIOD ENDING 3/31/2024

	ACTUAL LAST YEAR			ACTUAL THIS YEAR				ENCUMBRANCE	BUDGET	UNENCUMBERED BALANCE
	CURRENT MONTH	YEAR TO DATE	%	CURRENT MONTH	%	YEAR TO DATE	%			
REVENUES										
TOTAL REVENUES	0.00	0.00	0	0.00	0	0.00	0	0.00	0.00	0.00
NET CHANGE IN FUND BALANCE	0.00	0.00		0.00		0.00		0.00	0.00	0.00



PERIOD ENDING 3/31/2024

	ACTUAL LAST YEAR			ACTUAL THIS YEAR				ENCUMBRANCE	BUDGET	UNENCUMBERED BALANCE
	CURRENT MONTH	YEAR TO DATE	%	CURRENT MONTH	%	YEAR TO DATE	%			
EXPENDITURES										
5020 SERVICES	0.00	15,416.34	14	0.00	0	15,416.34	10	0.00	155,000.00	139,583.66
TOTAL EXPENDITURES	0.00	15,416.34	14	0.00	0	15,416.34	10	0.00	155,000.00	139,583.66
NET CHANGE IN FUND BALANCE	0.00	-15,416.34		0.00		-15,416.34		0.00	-155,000.00	-139,583.66



FUND DEPT 2106-237 : PUBL SAFETY SALES TAX FND - DELINQ PREVENTION GRANTS

4/11/2024 9:31:14 AM

PERIOD ENDING 3/31/2024

	ACTUAL LAST YEAR			ACTUAL THIS YEAR				ENCUMBRANCE	BUDGET	UNENCUMBERED BALANCE
	CURRENT MONTH	YEAR TO DATE	%	CURRENT MONTH	%	YEAR TO DATE	%			
EXPENDITURES										
5020 SERVICES	26,666.66	79,999.98	25	27,708.33	8	110,833.32	33	0.00	332,500.00	221,666.68
TOTAL EXPENDITURES	26,666.66	79,999.98	25	27,708.33	8	110,833.32	33	0.00	332,500.00	221,666.68
NET CHANGE IN FUND BALANCE	-26,666.66	-79,999.98		-27,708.33		-110,833.32		0.00	-332,500.00	-221,666.68



FUND DEPT 2107-010 : GEOGRAPHIC INF SYS FUND (GIS) - COUNTY BOARD

4/11/2024 9:31:14 AM

PERIOD ENDING 3/31/2024

	ACTUAL LAST YEAR			ACTUAL THIS YEAR				ENCUMBRANCE	BUDGET	UNENCUMBERED BALANCE
	CURRENT MONTH	YEAR TO DATE	%	CURRENT MONTH	%	YEAR TO DATE	%			
REVENUES										
4007 CHARGES FOR SERVICES	9,063.00	38,328.00	12	16,439.00	6	32,872.00	12	0.00	263,000.00	230,128.00
4008 INVESTMENT EARNINGS	1,007.68	3,337.97	334	1,173.71	23	3,914.90	78	0.00	5,000.00	1,085.10
TOTAL REVENUES	10,070.68	41,665.97	13	17,612.71	7	36,786.90	14	0.00	268,000.00	231,213.10
EXPENDITURES										
5020 SERVICES	3,740.00	3,740.00	1	0.00	0	0.00	0	0.00	343,025.00	343,025.00
TOTAL EXPENDITURES	3,740.00	3,740.00	1	0.00	0	0.00	0	0.00	343,025.00	343,025.00
NET CHANGE IN FUND BALANCE	6,330.68	37,925.97		17,612.71		36,786.90		0.00	-75,025.00	-111,811.90




FUND DEPT 2108-050 : DEVLPMNTL DISABILITY FUND - DEVL MNTL DISABILITY BOARD

4/11/2024 9:31:14 AM

PERIOD ENDING 3/31/2024

	ACTUAL LAST YEAR			ACTUAL THIS YEAR				ENCUMBRANCE	BUDGET	UNENCUMBERED BALANCE
	CURRENT MONTH	YEAR TO DATE	%	CURRENT MONTH	%	YEAR TO DATE	%			
REVENUES										
4001 PROPERTY TAX	0.00	0.00	0	0.00	0	0.00	0	0.00	5,188,983.00	5,188,983.00
4008 INVESTMENT EARNINGS	3,986.91	16,343.44	817	7,099.34	16	28,722.28	64	0.00	44,834.00	16,111.72
4009 MISCELLANEOUS REVENUES	0.00	0.00	0	0.00	0	0.00	0	0.00	5,000.00	5,000.00
TOTAL REVENUES	3,986.91	16,343.44	0	7,099.34	0	28,722.28	1	0.00	5,238,817.00	5,210,094.72
EXPENDITURES										
5020 SERVICES	319,812.00	1,486,602.00	31	392,308.00	7	1,175,024.00	22	0.00	5,245,817.00	4,070,793.00
TOTAL EXPENDITURES	319,812.00	1,486,602.00	31	392,308.00	7	1,175,024.00	22	0.00	5,245,817.00	4,070,793.00
OTHER FINANCING SOURCES (USES)										
6001 OTHER FINANCING SOURCES	0.00	0.00	0	0.00	0	0.00	0	0.00	7,000.00	7,000.00
7001 OTHER FINANCING USES	0.00	-50,000.00	100	0.00	0	0.00	0	0.00	0.00	0.00
TOTAL OTHER FINANCING SOURCES (USES)	0.00	-50,000.00		0.00		0.00		0.00	7,000.00	7,000.00
NET CHANGE IN FUND BALANCE	-315,825.09	-1,520,258.56		-385,208.66		-1,146,301.72		0.00	0.00	1,146,301.72




FUND DEPT 2109-932 : INDOOR CLIMATE RESOURCES AGENCY - INDOOR CLIMATE RESOURCES AGENCY

4/11/2024 9:31:14 AM

PERIOD ENDING 3/31/2024

	ACTUAL LAST YEAR			ACTUAL THIS YEAR				ENCUMBRANCE	BUDGET	UNENCUMBERED BALANCE
	CURRENT MONTH	YEAR TO DATE	%	CURRENT MONTH	%	YEAR TO DATE	%			
REVENUES										
4004 INTERGOVERNMENTAL REVENUE	0.00	0.00	0	4,750.00	0	4,750.00	0	0.00	18,880,000.00	18,875,250.00
4007 CHARGES FOR SERVICES	0.00	0.00	0	0.00	0	1,525.00	0	0.00	0.00	-1,525.00
TOTAL REVENUES	0.00	0.00	0	4,750.00	0	6,275.00	0	0.00	18,880,000.00	18,873,725.00
EXPENDITURES										
5001 SALARIES AND WAGES	0.00	0.00	0	108,950.22	4	299,613.19	12	0.00	2,573,600.00	2,273,986.81
5003 FRINGE BENEFITS	0.00	0.00	0	33,230.48	5	63,135.50	9	0.00	716,700.00	653,564.50
5010 COMMODITIES	0.00	0.00	0	5,171.05	3	16,329.56	11	0.00	151,800.00	135,470.44
5020 SERVICES	0.00	0.00	0	104,708.59	4	456,727.37	17	0.00	2,623,500.00	2,166,772.63
8000 CAPITAL OUTLAY	0.00	0.00	0	0.00	0	0.00	0	0.00	12,814,400.00	12,814,400.00
TOTAL EXPENDITURES	0.00	0.00	0	252,060.34	1	835,805.62	4	0.00	18,880,000.00	18,044,194.38
OTHER FINANCING SOURCES (USES)										
TOTAL OTHER FINANCING SOURCES (USES)	0.00	0.00		0.00		0.00		0.00	0.00	0.00
NET CHANGE IN FUND BALANCE	0.00	0.00		-247,310.34		-829,530.62		0.00	0.00	829,530.62



FUND DEPT 2110-110 : WORKFORCE DEVELOPMENT FND - WORKFORCE DEVELOPMENT

4/11/2024 9:31:14 AM

PERIOD ENDING 3/31/2024

	ACTUAL LAST YEAR			ACTUAL THIS YEAR				ENCUMBRANCE	BUDGET	UNENCUMBERED BALANCE
	CURRENT MONTH	YEAR TO DATE	%	CURRENT MONTH	%	YEAR TO DATE	%			
REVENUES										
4004 INTERGOVERNMENTAL REVENUE	147,681.35	382,267.18	14	269,494.55	7	435,265.30	12	0.00	3,678,000.00	3,242,734.70
4007 CHARGES FOR SERVICES	39,266.63	42,161.36	30	26,814.44	8	26,814.44	8	0.00	326,000.00	299,185.56
TOTAL REVENUES	186,947.98	424,428.54	15	296,308.99	7	462,079.74	12	0.00	4,004,000.00	3,541,920.26
EXPENDITURES										
5001 SALARIES AND WAGES	51,499.43	135,591.85	25	56,293.44	5	151,056.85	14	0.00	1,083,750.00	932,693.15
5003 FRINGE BENEFITS	13,211.37	38,482.20	13	25,041.70	7	43,507.77	13	0.00	341,500.00	297,992.23
5010 COMMODITIES	1,190.96	4,533.87	3	3,629.38	2	6,575.44	4	0.00	150,850.00	144,274.56
5020 SERVICES	111,574.47	264,853.88	15	242,923.96	9	470,056.98	18	0.00	2,670,900.00	2,200,843.02
TOTAL EXPENDITURES	177,476.23	443,461.80	16	327,888.48	8	671,197.04	16	0.00	4,247,000.00	3,575,802.96
OTHER FINANCING SOURCES (USES)										
TOTAL OTHER FINANCING SOURCES (USES)	0.00	0.00		0.00		0.00		0.00	0.00	0.00
NET CHANGE IN FUND BALANCE	9,471.75	-19,033.26		-31,579.49		-209,117.30		0.00	-243,000.00	-33,882.70



FUND DEPT 2120-060 : HWY IDOT REBUILD GRANT - HIGHWAY

4/11/2024 9:31:14 AM

PERIOD ENDING 3/31/2024

	ACTUAL LAST YEAR			ACTUAL THIS YEAR				ENCUMBRANCE	BUDGET	UNENCUMBERED BALANCE
	CURRENT MONTH	YEAR TO DATE	%	CURRENT MONTH	%	YEAR TO DATE	%			
REVENUES										
TOTAL REVENUES	<i>0.00</i>	<i>0.00</i>	<i>0</i>	<i>0.00</i>	<i>0</i>	<i>0.00</i>	<i>0</i>	<i>0.00</i>	<i>0.00</i>	<i>0.00</i>
EXPENDITURES										
TOTAL EXPENDITURES	<i>0.00</i>	<i>0.00</i>	<i>0</i>	<i>0.00</i>	<i>0</i>	<i>0.00</i>	<i>0</i>	<i>0.00</i>	<i>0.00</i>	<i>0.00</i>
NET CHANGE IN FUND BALANCE	<i>0.00</i>	<i>0.00</i>		<i>0.00</i>		<i>0.00</i>		<i>0.00</i>	<i>0.00</i>	<i>0.00</i>



FUND DEPT 2121-060 : TWP IDOT REBUILD GRANT - HIGHWAY

4/11/2024 9:31:14 AM

PERIOD ENDING 3/31/2024

	ACTUAL LAST YEAR			ACTUAL THIS YEAR				ENCUMBRANCE	BUDGET	UNENCUMBERED BALANCE
	CURRENT MONTH	YEAR TO DATE	%	CURRENT MONTH	%	YEAR TO DATE	%			
REVENUES										
TOTAL REVENUES	0.00	0.00	0	0.00	0	0.00	0	0.00	0.00	0.00
EXPENDITURES										
5020 SERVICES	60,481.86	63,628.56	1	0.00	0	0.00	0	0.00	0.00	0.00
TOTAL EXPENDITURES	60,481.86	63,628.56	1	0.00	0	0.00	0	0.00	0.00	0.00
NET CHANGE IN FUND BALANCE	-60,481.86	-63,628.56		0.00		0.00		0.00	0.00	0.00




FUND DEPT 2188-044 : SOCIAL SECURITY FUND - NURSING HOME

4/11/2024 9:31:14 AM

PERIOD ENDING 3/31/2024

	ACTUAL LAST YEAR			ACTUAL THIS YEAR				ENCUMBRANCE	BUDGET	UNENCUMBERED BALANCE
	CURRENT MONTH	YEAR TO DATE	%	CURRENT MONTH	%	YEAR TO DATE	%			
EXPENDITURES										
<i>TOTAL EXPENDITURES</i>	<i>0.00</i>	<i>0.00</i>	<i>0</i>	<i>0.00</i>	<i>0</i>	<i>0.00</i>	<i>0</i>	<i>0.00</i>	<i>0.00</i>	<i>0.00</i>
OTHER FINANCING SOURCES (USES)										
<i>TOTAL OTHER FINANCING SOURCES (USES)</i>	<i>0.00</i>	<i>0.00</i>		<i>0.00</i>		<i>0.00</i>		<i>0.00</i>	<i>0.00</i>	<i>0.00</i>
NET CHANGE IN FUND BALANCE	0.00	0.00		0.00		0.00		0.00	0.00	0.00



FUND DEPT 2188-075 : SOCIAL SECURITY FUND - GENERAL COUNTY

4/11/2024 9:31:14 AM

PERIOD ENDING 3/31/2024

	ACTUAL LAST YEAR			ACTUAL THIS YEAR				ENCUMBRANCE	BUDGET	UNENCUMBERED BALANCE
	CURRENT MONTH	YEAR TO DATE	%	CURRENT MONTH	%	YEAR TO DATE	%			
REVENUES										
4001 PROPERTY TAX	0.00	0.00	0	0.00	0	0.00	0	0.00	2,253,250.00	2,253,250.00
4008 INVESTMENT EARNINGS	2,531.35	8,313.05	924	1,105.50	12	9,482.72	105	0.00	9,000.00	-482.72
4009 MISCELLANEOUS REVENUES	0.00	0.01	0	0.00	0	0.00	0	0.00	0.00	0.00
TOTAL REVENUES	2,531.35	8,313.06	0	1,105.50	0	9,482.72	0	0.00	2,262,250.00	2,252,767.28
EXPENDITURES										
5003 FRINGE BENEFITS	136,896.42	358,114.36	18	152,174.65	7	425,683.25	19	0.00	2,262,250.00	1,836,566.75
TOTAL EXPENDITURES	136,896.42	358,114.36	18	152,174.65	7	425,683.25	19	0.00	2,262,250.00	1,836,566.75
OTHER FINANCING SOURCES (USES)										
6001 OTHER FINANCING SOURCES	0.00	9,535.16	0	0.00	0	0.00	0	0.00	0.00	0.00
TOTAL OTHER FINANCING SOURCES (USES)	0.00	9,535.16		0.00		0.00		0.00	0.00	0.00
NET CHANGE IN FUND BALANCE	-134,365.07	-340,266.14		-151,069.15		-416,200.53		0.00	0.00	416,200.53




FUND DEPT 2474-474 : RPC USDA REVOLVING LOANS - RPC USDA REVOLVING LOANS

4/11/2024 9:31:14 AM

PERIOD ENDING 3/31/2024

	ACTUAL LAST YEAR			ACTUAL THIS YEAR				ENCUMBRANCE	BUDGET	UNENCUMBERED BALANCE
	CURRENT MONTH	YEAR TO DATE	%	CURRENT MONTH	%	YEAR TO DATE	%			
REVENUES										
4008 INVESTMENT EARNINGS	713.34	2,891.34	19	959.16	6	2,489.75	17	0.00	15,040.00	12,550.25
TOTAL REVENUES	713.34	2,891.34	19	959.16	6	2,489.75	17	0.00	15,040.00	12,550.25
EXPENDITURES										
5020 SERVICES	0.00	0.00	0	0.00	0	0.00	0	0.00	35,000.00	35,000.00
TOTAL EXPENDITURES	0.00	0.00	0	0.00	0	0.00	0	0.00	35,000.00	35,000.00
OTHER FINANCING SOURCES (USES)										
7001 OTHER FINANCING USES	0.00	0.00	0	0.00	0	0.00	0	0.00	-8,000.00	-8,000.00
TOTAL OTHER FINANCING SOURCES (USES)	0.00	0.00		0.00		0.00		0.00	-8,000.00	-8,000.00
NET CHANGE IN FUND BALANCE	713.34	2,891.34		959.16		2,489.75		0.00	-27,960.00	-30,449.75



FUND DEPT 2475-475 : RPC ECON DEVELOPMNT LOANS - RPC ECON DEVELOPMNT LOANS

4/11/2024 9:31:14 AM

PERIOD ENDING 3/31/2024

	ACTUAL LAST YEAR			ACTUAL THIS YEAR				ENCUMBRANCE	BUDGET	UNENCUMBERED BALANCE
	CURRENT MONTH	YEAR TO DATE	%	CURRENT MONTH	%	YEAR TO DATE	%			
REVENUES										
4008 INVESTMENT EARNINGS	20,818.48	48,716.73	59	16,738.35	22	40,736.08	54	0.00	76,000.00	35,263.92
TOTAL REVENUES	20,818.48	48,716.73	59	16,738.35	22	40,736.08	54	0.00	76,000.00	35,263.92
EXPENDITURES										
5020 SERVICES	0.00	0.00	0	0.00	0	0.00	0	0.00	80,000.00	80,000.00
TOTAL EXPENDITURES	0.00	0.00	0	0.00	0	0.00	0	0.00	80,000.00	80,000.00
OTHER FINANCING SOURCES (USES)										
6001 OTHER FINANCING SOURCES	0.00	0.00	0	0.00	0	0.00	0	0.00	100,000.00	100,000.00
7001 OTHER FINANCING USES	0.00	0.00	0	0.00	0	0.00	0	0.00	-140,000.00	-140,000.00
TOTAL OTHER FINANCING SOURCES (USES)	0.00	0.00		0.00		0.00		0.00	-40,000.00	-40,000.00
NET CHANGE IN FUND BALANCE	20,818.48	48,716.73		16,738.35		40,736.08		0.00	-44,000.00	-84,736.08



FUND DEPT 2609-026 : TAX INDEMNITY FUND - COUNTY TREASURER

4/11/2024 9:31:14 AM

PERIOD ENDING 3/31/2024

	ACTUAL LAST YEAR			ACTUAL THIS YEAR				ENCUMBRANCE	BUDGET	UNENCUMBERED BALANCE
	CURRENT MONTH	YEAR TO DATE	%	CURRENT MONTH	%	YEAR TO DATE	%			
REVENUES										
4007 CHARGES FOR SERVICES	0.00	0.00	0	740.00	0	1,780.00	0	0.00	0.00	-1,780.00
4008 INVESTMENT EARNINGS	1,121.09	1,121.09	0	1,412.17	31	4,451.14	99	0.00	4,500.00	48.86
TOTAL REVENUES	1,121.09	1,121.09	0	2,152.17	48	6,231.14	138	0.00	4,500.00	-1,731.14
EXPENDITURES										
5020 SERVICES	0.00	0.00	0	0.00	0	0.00	0	0.00	207,000.00	207,000.00
TOTAL EXPENDITURES	0.00	0.00	0	0.00	0	0.00	0	0.00	207,000.00	207,000.00
OTHER FINANCING SOURCES (USES)										
TOTAL OTHER FINANCING SOURCES (USES)	0.00	0.00		0.00		0.00		0.00	0.00	0.00
NET CHANGE IN FUND BALANCE	1,121.09	1,121.09		2,152.17		6,231.14		0.00	-202,500.00	-208,731.14



FUND DEPT 2610-026 : WORKING CASH FUND - COUNTY TREASURER

4/11/2024 9:31:14 AM

PERIOD ENDING 3/31/2024

	ACTUAL LAST YEAR			ACTUAL THIS YEAR				ENCUMBRANCE	BUDGET	UNENCUMBERED BALANCE
	CURRENT MONTH	YEAR TO DATE	%	CURRENT MONTH	%	YEAR TO DATE	%			
REVENUES										
4008 INVESTMENT EARNINGS	816.08	2,644.34	38	1,103.07	14	3,557.51	44	0.00	8,000.00	4,442.49
TOTAL REVENUES	816.08	2,644.34	38	1,103.07	14	3,557.51	44	0.00	8,000.00	4,442.49
OTHER FINANCING SOURCES (USES)										
7001 OTHER FINANCING USES	0.00	0.00	0	0.00	0	0.00	0	0.00	-8,000.00	-8,000.00
TOTAL OTHER FINANCING SOURCES (USES)	0.00	0.00		0.00		0.00		0.00	-8,000.00	-8,000.00
NET CHANGE IN FUND BALANCE	816.08	2,644.34		1,103.07		3,557.51		0.00	0.00	-3,557.51



FUND DEPT 2611-022 : COUNTY CLK SURCHARGE FUND - COUNTY CLERK

4/11/2024 9:31:14 AM

PERIOD ENDING 3/31/2024

	ACTUAL LAST YEAR			ACTUAL THIS YEAR				ENCUMBRANCE	BUDGET	UNENCUMBERED BALANCE
	CURRENT MONTH	YEAR TO DATE	%	CURRENT MONTH	%	YEAR TO DATE	%			
REVENUES										
4007 CHARGES FOR SERVICES	802.00	1,781.00	0	0.00	0	0.00	0	0.00	0.00	0.00
TOTAL REVENUES	802.00	1,781.00	0	0.00	0	0.00	0	0.00	0.00	0.00
EXPENDITURES										
TOTAL EXPENDITURES	0.00	0.00	0	0.00	0	0.00	0	0.00	0.00	0.00
NET CHANGE IN FUND BALANCE	802.00	1,781.00		0.00		0.00		0.00	0.00	0.00



FUND DEPT 2612-040 : SHERIFF DRUG FORFEITURES - SHERIFF

4/11/2024 9:31:14 AM

PERIOD ENDING 3/31/2024

	ACTUAL LAST YEAR			ACTUAL THIS YEAR				ENCUMBRANCE	BUDGET	UNENCUMBERED BALANCE
	CURRENT MONTH	YEAR TO DATE	%	CURRENT MONTH	%	YEAR TO DATE	%			
REVENUES										
4005 FINES AND FORFEITURES	37.50	37.50	0	0.00	0	4,595.36	46	0.00	10,000.00	5,404.64
4008 INVESTMENT EARNINGS	239.16	785.58	786	371.12	19	1,167.00	58	0.00	2,000.00	833.00
TOTAL REVENUES	276.66	823.08	8	371.12	3	5,762.36	48	0.00	12,000.00	6,237.64
EXPENDITURES										
5010 COMMODITIES	0.00	1,573.05	24	83.98	1	811.84	10	0.00	8,500.00	7,688.16
5020 SERVICES	200.00	763.00	5	0.00	0	378.52	7	0.00	5,800.00	5,421.48
TOTAL EXPENDITURES	200.00	2,336.05	11	83.98	1	1,190.36	8	0.00	14,300.00	13,109.64
OTHER FINANCING SOURCES (USES)										
TOTAL OTHER FINANCING SOURCES (USES)	0.00	0.00		0.00		0.00		0.00	0.00	0.00
NET CHANGE IN FUND BALANCE	76.66	-1,512.97		287.14		4,572.00		0.00	-2,300.00	-6,872.00



FUND DEPT 2613-030 : COURT'S AUTOMATION FUND - CIRCUIT CLERK

4/11/2024 9:31:14 AM

PERIOD ENDING 3/31/2024

	ACTUAL LAST YEAR			ACTUAL THIS YEAR				ENCUMBRANCE	BUDGET	UNENCUMBERED BALANCE
	CURRENT MONTH	YEAR TO DATE	%	CURRENT MONTH	%	YEAR TO DATE	%			
REVENUES										
4007 CHARGES FOR SERVICES	41,230.91	41,230.91	21	19,791.37	9	37,903.37	18	0.00	215,000.00	177,096.63
4008 INVESTMENT EARNINGS	58.77	424.20	0	346.52	43	1,716.53	215	0.00	800.00	-916.53
TOTAL REVENUES	41,289.68	41,655.11	17	20,137.89	9	39,619.90	18	0.00	215,800.00	176,180.10
EXPENDITURES										
5010 COMMODITIES	0.00	0.00	0	0.00	0	0.00	0	0.00	10,000.00	10,000.00
5020 SERVICES	0.00	117,831.31	42	30,504.34	15	136,295.58	68	0.00	199,961.00	63,665.42
TOTAL EXPENDITURES	0.00	117,831.31	34	30,504.34	15	136,295.58	65	0.00	209,961.00	73,665.42
OTHER FINANCING SOURCES (USES)										
TOTAL OTHER FINANCING SOURCES (USES)	0.00	0.00		0.00		0.00		0.00	0.00	0.00
NET CHANGE IN FUND BALANCE	41,289.68	-76,176.20		-10,366.45		-96,675.68		0.00	5,839.00	102,514.68



FUND DEPT 2614-023 : RECORDER'S AUTOMATION FND - RECORDER

4/11/2024 9:31:14 AM

PERIOD ENDING 3/31/2024

	ACTUAL LAST YEAR			ACTUAL THIS YEAR				ENCUMBRANCE	BUDGET	UNENCUMBERED BALANCE
	CURRENT MONTH	YEAR TO DATE	%	CURRENT MONTH	%	YEAR TO DATE	%			
REVENUES										
4007 CHARGES FOR SERVICES	9,165.72	26,353.30	15	21,408.74	12	38,664.34	21	0.00	180,000.00	141,335.66
4008 INVESTMENT EARNINGS	1,180.61	4,007.63	401	1,915.90	192	6,305.34	631	0.00	1,000.00	-5,305.34
TOTAL REVENUES	10,346.33	30,360.93	17	23,324.64	13	44,969.68	25	0.00	181,000.00	136,030.32
EXPENDITURES										
5001 SALARIES AND WAGES	1,119.96	3,162.24	12	1,233.36	4	3,288.98	12	0.00	27,933.00	24,644.02
5003 FRINGE BENEFITS	125.68	339.46	16	137.83	6	363.28	16	0.00	2,224.00	1,860.72
5010 COMMODITIES	7,060.71	7,060.71	41	0.00	0	0.00	0	0.00	8,500.00	8,500.00
5020 SERVICES	74,337.98	81,352.90	51	4,734.40	4	75,580.81	57	0.00	133,343.00	57,762.19
8000 CAPITAL OUTLAY	0.00	0.00	0	0.00	0	0.00	0	0.00	2,840.00	2,840.00
TOTAL EXPENDITURES	82,644.33	91,915.31	44	6,105.59	3	79,233.07	45	0.00	174,840.00	95,606.93
NET CHANGE IN FUND BALANCE	-72,298.00	-61,554.38		17,219.05		-34,263.39		0.00	6,160.00	40,423.39



FUND DEPT 2615-036 : PUBLIC DEFENDER AUTOMATN - PUBLIC DEFENDER

4/11/2024 9:31:14 AM

PERIOD ENDING 3/31/2024

	ACTUAL LAST YEAR			ACTUAL THIS YEAR				ENCUMBRANCE	BUDGET	UNENCUMBERED BALANCE
	CURRENT MONTH	YEAR TO DATE	%	CURRENT MONTH	%	YEAR TO DATE	%			
REVENUES										
4007 CHARGES FOR SERVICES	617.00	617.00	95	542.00	15	867.00	24	0.00	3,640.00	2,773.00
TOTAL REVENUES	617.00	617.00	95	542.00	15	867.00	24	0.00	3,640.00	2,773.00
EXPENDITURES										
5010 COMMODITIES	0.00	0.00	0	0.00	0	0.00	0	0.00	3,640.00	3,640.00
TOTAL EXPENDITURES	0.00	0.00	0	0.00	0	0.00	0	0.00	3,640.00	3,640.00
NET CHANGE IN FUND BALANCE	617.00	617.00		542.00		867.00		0.00	0.00	-867.00



FUND DEPT 2617-030 : CHILD SUPPORT SERV FUND - CIRCUIT CLERK

4/11/2024 9:31:14 AM

PERIOD ENDING 3/31/2024

	ACTUAL LAST YEAR			ACTUAL THIS YEAR				ENCUMBRANCE	BUDGET	UNENCUMBERED BALANCE
	CURRENT MONTH	YEAR TO DATE	%	CURRENT MONTH	%	YEAR TO DATE	%			
REVENUES										
4007 CHARGES FOR SERVICES	324.00	324.00	3	1,116.00	28	5,832.00	146	0.00	4,000.00	-1,832.00
4008 INVESTMENT EARNINGS	97.49	317.34	0	176.78	0	483.04	0	0.00	0.00	-483.04
TOTAL REVENUES	421.49	641.34	6	1,292.78	32	6,315.04	158	0.00	4,000.00	-2,315.04
EXPENDITURES										
5020 SERVICES	0.00	2,500.00	25	0.00	0	0.00	0	0.00	0.00	0.00
TOTAL EXPENDITURES	0.00	2,500.00	25	0.00	0	0.00	0	0.00	0.00	0.00
OTHER FINANCING SOURCES (USES)										
7001 OTHER FINANCING USES	0.00	0.00	0	0.00	0	0.00	0	0.00	-4,000.00	-4,000.00
TOTAL OTHER FINANCING SOURCES (USES)	0.00	0.00		0.00		0.00		0.00	-4,000.00	-4,000.00
NET CHANGE IN FUND BALANCE	421.49	-1,858.66		1,292.78		6,315.04		0.00	0.00	-6,315.04




FUND DEPT 2618-051 : PROBATION SERVICES FUND - JUVENILE DETENTION CENTER

4/11/2024 9:31:14 AM

PERIOD ENDING 3/31/2024

	ACTUAL LAST YEAR			ACTUAL THIS YEAR				ENCUMBRANCE	BUDGET	UNENCUMBERED BALANCE
	CURRENT MONTH	YEAR TO DATE	%	CURRENT MONTH	%	YEAR TO DATE	%			
REVENUES										
4007 CHARGES FOR SERVICES	5,155.93	5,155.93	15	3,427.00	9	6,018.10	16	0.00	38,700.00	32,681.90
TOTAL REVENUES	5,155.93	5,155.93	15	3,427.00	9	6,018.10	16	0.00	38,700.00	32,681.90
EXPENDITURES										
5020 SERVICES	0.00	0.00	0	0.00	0	0.00	0	0.00	75,000.00	75,000.00
TOTAL EXPENDITURES	0.00	0.00	0	0.00	0	0.00	0	0.00	75,000.00	75,000.00
OTHER FINANCING SOURCES (USES)										
TOTAL OTHER FINANCING SOURCES (USES)	0.00	0.00		0.00		0.00		0.00	0.00	0.00
NET CHANGE IN FUND BALANCE	5,155.93	5,155.93		3,427.00		6,018.10		0.00	-36,300.00	-42,318.10



FUND DEPT 2618-052 : PROBATION SERVICES FUND - COURT SERVICES -PROBATION

4/11/2024 9:31:14 AM

PERIOD ENDING 3/31/2024

	ACTUAL LAST YEAR			ACTUAL THIS YEAR				ENCUMBRANCE	BUDGET	UNENCUMBERED BALANCE
	CURRENT MONTH	YEAR TO DATE	%	CURRENT MONTH	%	YEAR TO DATE	%			
REVENUES										
4007 CHARGES FOR SERVICES	50,275.92	50,275.92	15	15,147.01	5	30,729.75	11	0.00	287,000.00	256,270.25
4008 INVESTMENT EARNINGS	4,339.68	14,022.09	312	6,193.43	15	19,862.87	50	0.00	40,000.00	20,137.13
4009 MISCELLANEOUS REVENUES	25.00	75.00	15	0.00	0	0.00	0	0.00	500.00	500.00
TOTAL REVENUES	54,640.60	64,373.01	20	21,340.44	7	50,592.62	15	0.00	327,500.00	276,907.38
EXPENDITURES										
5010 COMMODITIES	4,754.46	4,765.05	6	285.15	0	5,874.71	7	0.00	79,500.00	73,625.29
5020 SERVICES	11,093.72	21,281.57	7	9,565.26	3	29,734.82	9	0.00	334,500.00	304,765.18
TOTAL EXPENDITURES	15,848.18	26,046.62	6	9,850.41	2	35,609.53	9	0.00	414,000.00	378,390.47
OTHER FINANCING SOURCES (USES)										
7001 OTHER FINANCING USES	0.00	0.00	0	0.00	0	0.00	0	0.00	-10,000.00	-10,000.00
TOTAL OTHER FINANCING SOURCES (USES)	0.00	0.00		0.00		0.00		0.00	-10,000.00	-10,000.00
NET CHANGE IN FUND BALANCE	38,792.42	38,326.39		11,490.03		14,983.09		0.00	-96,500.00	-111,483.09



FUND DEPT 2619-026 : TAX SALE AUTOMATION FUND - COUNTY TREASURER

4/11/2024 9:31:14 AM

PERIOD ENDING 3/31/2024

	ACTUAL LAST YEAR			ACTUAL THIS YEAR				ENCUMBRANCE	BUDGET	UNENCUMBERED BALANCE
	CURRENT MONTH	YEAR TO DATE	%	CURRENT MONTH	%	YEAR TO DATE	%			
REVENUES										
4007 CHARGES FOR SERVICES	1,304.00	1,817.60	11	462.00	3	1,178.00	7	0.00	17,000.00	15,822.00
4008 INVESTMENT EARNINGS	26.02	97.86	49	83.39	42	244.30	122	0.00	200.00	-44.30
TOTAL REVENUES	1,330.02	1,915.46	11	545.39	3	1,422.30	8	0.00	17,200.00	15,777.70
EXPENDITURES										
5001 SALARIES AND WAGES	0.00	0.00	0	0.00	0	0.00	0	0.00	18,500.00	18,500.00
5003 FRINGE BENEFITS	0.00	0.00	0	0.00	0	0.00	0	0.00	1,171.00	1,171.00
5010 COMMODITIES	0.00	0.00	0	0.00	0	0.00	0	0.00	2,000.00	2,000.00
5020 SERVICES	205.00	205.00	8	430.00	17	430.00	17	0.00	2,500.00	2,070.00
TOTAL EXPENDITURES	205.00	205.00	1	430.00	2	430.00	2	0.00	24,171.00	23,741.00
NET CHANGE IN FUND BALANCE	1,125.02	1,710.46		115.39		992.30		0.00	-6,971.00	-7,963.30



FUND DEPT 2621-041 : STS ATTY DRUG FORFEITURES - STATES ATTORNEY

4/11/2024 9:31:14 AM

PERIOD ENDING 3/31/2024

	ACTUAL LAST YEAR			ACTUAL THIS YEAR				ENCUMBRANCE	BUDGET	UNENCUMBERED BALANCE
	CURRENT MONTH	YEAR TO DATE	%	CURRENT MONTH	%	YEAR TO DATE	%			
REVENUES										
4005 FINES AND FORFEITURES	164.68	5,542.98	23	870.02	4	6,474.36	27	0.00	24,000.00	17,525.64
4008 INVESTMENT EARNINGS	217.47	712.39	950	218.22	17	677.34	54	0.00	1,250.00	572.66
TOTAL REVENUES	382.15	6,255.37	26	1,088.24	4	7,151.70	28	0.00	25,250.00	18,098.30
EXPENDITURES										
5010 COMMODITIES	4,353.13	5,030.24	8	0.00	0	0.00	0	0.00	10,725.00	10,725.00
5020 SERVICES	3,881.30	4,861.80	11	0.00	0	4,871.00	20	0.00	24,275.00	19,404.00
TOTAL EXPENDITURES	8,234.43	9,892.04	9	0.00	0	4,871.00	14	0.00	35,000.00	30,129.00
OTHER FINANCING SOURCES (USES)										
TOTAL OTHER FINANCING SOURCES (USES)	0.00	0.00		0.00		0.00		0.00	0.00	0.00
NET CHANGE IN FUND BALANCE	-7,852.28	-3,636.67		1,088.24		2,280.70		0.00	-9,750.00	-12,030.70



FUND DEPT 2627-026 : PROPERTY TAX INT FEE FUND - COUNTY TREASURER

4/11/2024 9:31:14 AM

PERIOD ENDING 3/31/2024

	ACTUAL LAST YEAR			ACTUAL THIS YEAR				ENCUMBRANCE	BUDGET	UNENCUMBERED BALANCE
	CURRENT MONTH	YEAR TO DATE	%	CURRENT MONTH	%	YEAR TO DATE	%			
REVENUES										
4007 CHARGES FOR SERVICES	240.00	240.00	0	180.00	0	240.00	0	0.00	55,000.00	54,760.00
4008 INVESTMENT EARNINGS	0.47	140.91	7	11.64	1	4,203.68	210	0.00	2,000.00	-2,203.68
TOTAL REVENUES	240.47	380.91	1	191.64	0	4,443.68	8	0.00	57,000.00	52,556.32
OTHER FINANCING SOURCES (USES)										
7001 OTHER FINANCING USES	0.00	0.00	0	0.00	0	0.00	0	0.00	-57,000.00	-57,000.00
TOTAL OTHER FINANCING SOURCES (USES)	0.00	0.00		0.00		0.00		0.00	-57,000.00	-57,000.00
NET CHANGE IN FUND BALANCE	240.47	380.91		191.64		4,443.68		0.00	0.00	-4,443.68



FUND DEPT 2628-022 : ELECTN ASSIST/ACCESSIBLTY - COUNTY CLERK

4/11/2024 9:31:14 AM

PERIOD ENDING 3/31/2024

	ACTUAL LAST YEAR			ACTUAL THIS YEAR				ENCUMBRANCE	BUDGET	UNENCUMBERED BALANCE
	CURRENT MONTH	YEAR TO DATE	%	CURRENT MONTH	%	YEAR TO DATE	%			
REVENUES										
4004 INTERGOVERNMENTAL REVENUE	0.00	0.00	0	1,500.00	1	1,500.00	1	0.00	214,677.00	213,177.00
TOTAL REVENUES	0.00	0.00	0	1,500.00	1	1,500.00	1	0.00	214,677.00	213,177.00
EXPENDITURES										
5001 SALARIES AND WAGES	1,079.00	5,408.00	8	1,237.50	2	3,115.00	4	0.00	70,000.00	66,885.00
5003 FRINGE BENEFITS	97.39	344.36	5	105.38	1	251.39	4	0.00	7,035.00	6,783.61
5010 COMMODITIES	0.00	0.00	0	0.00	0	18,761.17	33	0.00	56,337.00	37,575.83
5020 SERVICES	1,711.59	101,825.73	75	144.75	0	2,821.61	3	0.00	81,305.00	78,483.39
TOTAL EXPENDITURES	2,887.98	107,578.09	47	1,487.63	1	24,949.17	12	0.00	214,677.00	189,727.83
OTHER FINANCING SOURCES (USES)										
TOTAL OTHER FINANCING SOURCES (USES)	0.00	0.00		0.00		0.00		0.00	0.00	0.00
NET CHANGE IN FUND BALANCE	-2,887.98	-107,578.09		12.37		-23,449.17		0.00	0.00	23,449.17



FUND DEPT 2629-010 : COUNTY HISTORICAL FUND - COUNTY BOARD

4/11/2024 9:31:14 AM

PERIOD ENDING 3/31/2024

	ACTUAL LAST YEAR			ACTUAL THIS YEAR				ENCUMBRANCE	BUDGET	UNENCUMBERED BALANCE
	CURRENT MONTH	YEAR TO DATE	%	CURRENT MONTH	%	YEAR TO DATE	%			
REVENUES										
4008 INVESTMENT EARNINGS	19.48	62.85	210	26.76	27	85.36	85	0.00	100.00	14.64
TOTAL REVENUES	19.48	62.85	210	26.76	27	85.36	85	0.00	100.00	14.64
EXPENDITURES										
5020 SERVICES	0.00	0.00	0	0.00	0	0.00	0	0.00	5,000.00	5,000.00
TOTAL EXPENDITURES	0.00	0.00	0	0.00	0	0.00	0	0.00	5,000.00	5,000.00
NET CHANGE IN FUND BALANCE	19.48	62.85		26.76		85.36		0.00	-4,900.00	-4,985.36



FUND DEPT 2630-030 : CIR CLK OPERATION & ADMIN - CIRCUIT CLERK

4/11/2024 9:31:14 AM

PERIOD ENDING 3/31/2024

	ACTUAL LAST YEAR			ACTUAL THIS YEAR				ENCUMBRANCE	BUDGET	UNENCUMBERED BALANCE
	CURRENT MONTH	YEAR TO DATE	%	CURRENT MONTH	%	YEAR TO DATE	%			
REVENUES										
4004 INTERGOVERNMENTAL REVENUE	0.00	0.00	0	16,494.47	0	16,494.47	0	0.00	0.00	-16,494.47
4007 CHARGES FOR SERVICES	117,209.64	117,209.64	26	43,650.33	8	94,128.76	17	0.00	569,463.00	475,334.24
4008 INVESTMENT EARNINGS	1,131.78	3,699.43	0	1,261.79	0	3,396.21	0	0.00	0.00	-3,396.21
TOTAL REVENUES	118,341.42	120,909.07	25	61,406.59	11	114,019.44	20	0.00	569,463.00	455,443.56
EXPENDITURES										
5010 COMMODITIES	4,370.35	4,470.90	5	0.00	0	0.00	0	0.00	0.00	0.00
5020 SERVICES	7,816.25	9,928.75	5	0.00	0	0.00	0	0.00	0.00	0.00
TOTAL EXPENDITURES	12,186.60	14,399.65	4	0.00	0	0.00	0	0.00	0.00	0.00
OTHER FINANCING SOURCES (USES)										
7001 OTHER FINANCING USES	0.00	0.00	0	0.00	0	0.00	0	0.00	-569,463.00	-569,463.00
TOTAL OTHER FINANCING SOURCES (USES)	0.00	0.00		0.00		0.00		0.00	-569,463.00	-569,463.00
NET CHANGE IN FUND BALANCE	106,154.82	106,509.42		61,406.59		114,019.44		0.00	0.00	-114,019.44



FUND DEPT 2632-030 : CIR CLK ELCTRNC CITATIONS - CIRCUIT CLERK

4/11/2024 9:31:14 AM

PERIOD ENDING 3/31/2024

	ACTUAL LAST YEAR			ACTUAL THIS YEAR				ENCUMBRANCE	BUDGET	UNENCUMBERED BALANCE
	CURRENT MONTH	YEAR TO DATE	%	CURRENT MONTH	%	YEAR TO DATE	%			
REVENUES										
4007 CHARGES FOR SERVICES	8,581.49	8,581.49	19	5,885.42	10	10,330.84	18	0.00	58,000.00	47,669.16
4008 INVESTMENT EARNINGS	597.71	1,923.95	0	1,020.80	51	3,225.34	161	0.00	2,000.00	-1,225.34
TOTAL REVENUES	9,179.20	10,505.44	23	6,906.22	12	13,556.18	23	0.00	60,000.00	46,443.82
EXPENDITURES										
5010 COMMODITIES	0.00	0.00	0	0.00	0	0.00	0	0.00	135,000.00	135,000.00
5020 SERVICES	0.00	0.00	0	0.00	0	0.00	0	0.00	365,000.00	365,000.00
TOTAL EXPENDITURES	0.00	0.00	0	0.00	0	0.00	0	0.00	500,000.00	500,000.00
NET CHANGE IN FUND BALANCE	9,179.20	10,505.44		6,906.22		13,556.18		0.00	-440,000.00	-453,556.18



FUND DEPT 2633-041 : STS ATTY RECORDS AUTOMATN - STATES ATTORNEY

4/11/2024 9:31:14 AM

PERIOD ENDING 3/31/2024

	ACTUAL LAST YEAR			ACTUAL THIS YEAR				ENCUMBRANCE	BUDGET	UNENCUMBERED BALANCE
	CURRENT MONTH	YEAR TO DATE	%	CURRENT MONTH	%	YEAR TO DATE	%			
REVENUES										
4007 CHARGES FOR SERVICES	634.00	634.00	13	385.00	10	691.00	17	0.00	4,000.00	3,309.00
4008 INVESTMENT EARNINGS	16.71	54.12	361	22.51	15	69.35	46	0.00	150.00	80.65
TOTAL REVENUES	650.71	688.12	14	407.51	10	760.35	18	0.00	4,150.00	3,389.65
EXPENDITURES										
5020 SERVICES	0.00	0.00	0	0.00	0	0.00	0	0.00	4,000.00	4,000.00
TOTAL EXPENDITURES	0.00	0.00	0	0.00	0	0.00	0	0.00	4,000.00	4,000.00
NET CHANGE IN FUND BALANCE	650.71	688.12		407.51		760.35		0.00	150.00	-610.35




FUND DEPT 2634-036 : PUBLIC DEFENDER GRANT FUND - PUBLIC DEFENDER

4/11/2024 9:31:14 AM

PERIOD ENDING 3/31/2024

	ACTUAL LAST YEAR			ACTUAL THIS YEAR				ENCUMBRANCE	BUDGET	UNENCUMBERED BALANCE
	CURRENT MONTH	YEAR TO DATE	%	CURRENT MONTH	%	YEAR TO DATE	%			
REVENUES										
4004 INTERGOVERNMENTAL REVENUE	0.00	0.00	0	0.00	0	0.00	0	0.00	144,979.00	144,979.00
TOTAL REVENUES	0.00	0.00	0	0.00	0	0.00	0	0.00	144,979.00	144,979.00
EXPENDITURES										
5001 SALARIES AND WAGES	0.00	0.00	0	2,885.70	2	2,885.70	2	0.00	175,037.00	172,151.30
5003 FRINGE BENEFITS	0.00	0.00	0	283.77	0	283.77	0	0.00	0.00	-283.77
5010 COMMODITIES	0.00	0.00	0	5,471.63	22	6,369.63	26	0.00	24,594.00	18,224.37
5020 SERVICES	0.00	0.00	0	13,827.15	41	13,827.15	41	0.00	33,770.00	19,942.85
TOTAL EXPENDITURES	0.00	0.00	0	22,468.25	10	23,366.25	10	0.00	233,401.00	210,034.75
NET CHANGE IN FUND BALANCE	0.00	0.00		-22,468.25		-23,366.25		0.00	-88,422.00	-65,055.75



FUND DEPT 2635-040 : CANNABIS REGULATION FUND - SHERIFF

4/11/2024 9:31:14 AM

PERIOD ENDING 3/31/2024

	ACTUAL LAST YEAR			ACTUAL THIS YEAR				ENCUMBRANCE	BUDGET	UNENCUMBERED BALANCE
	CURRENT MONTH	YEAR TO DATE	%	CURRENT MONTH	%	YEAR TO DATE	%			
REVENUES										
4004 INTERGOVERNMENTAL REVENUE	3,717.26	3,717.26	8	0.00	0	0.00	0	0.00	48,000.00	48,000.00
4008 INVESTMENT EARNINGS	210.86	707.13	707	362.00	14	1,226.41	49	0.00	2,500.00	1,273.59
TOTAL REVENUES	3,928.12	4,424.39	9	362.00	1	1,226.41	2	0.00	50,500.00	49,273.59
EXPENDITURES										
5010 COMMODITIES	0.00	0.00	0	0.00	0	0.00	0	2,099.00	2,099.58	0.58
5020 SERVICES	0.00	0.00	0	0.00	0	21,753.42	92	300.00	23,593.42	1,540.00
8000 CAPITAL OUTLAY	0.00	0.00	0	0.00	0	0.00	0	22,006.40	22,307.00	300.60
TOTAL EXPENDITURES	0.00	0.00	0	0.00	0	21,753.42	45	24,405.40	48,000.00	1,841.18
NET CHANGE IN FUND BALANCE	3,928.12	4,424.39		362.00		-20,527.01		-24,405.40	2,500.00	47,432.41



FUND DEPT 2638-042 : CORONER STATUTORY FEES - CORONER

4/11/2024 9:31:14 AM

PERIOD ENDING 3/31/2024

	ACTUAL LAST YEAR			ACTUAL THIS YEAR				ENCUMBRANCE	BUDGET	UNENCUMBERED BALANCE
	CURRENT MONTH	YEAR TO DATE	%	CURRENT MONTH	%	YEAR TO DATE	%			
REVENUES										
4007 CHARGES FOR SERVICES	125.00	6,610.00	10	40,000.00	34	40,200.00	34	0.00	116,800.00	76,600.00
TOTAL REVENUES	125.00	6,610.00	10	40,000.00	34	40,200.00	34	0.00	116,800.00	76,600.00
EXPENDITURES										
5010 COMMODITIES	1,806.77	5,196.95	19	725.94	4	1,443.52	7	0.00	20,080.00	18,636.48
5020 SERVICES	856.74	3,247.81	24	897.65	3	4,632.96	16	0.00	28,421.00	23,788.04
8000 CAPITAL OUTLAY	0.00	0.00	0	63,625.03	98	63,625.03	98	0.00	65,000.00	1,374.97
TOTAL EXPENDITURES	2,663.51	8,444.76	10	65,248.62	57	69,701.51	61	0.00	113,501.00	43,799.49
NET CHANGE IN FUND BALANCE	-2,538.51	-1,834.76		-25,248.62		-29,501.51		0.00	3,299.00	32,800.51




FUND DEPT 2638-140 : CORONER STATUTORY FEES - CORRECTIONAL CENTER

4/11/2024 9:31:14 AM

PERIOD ENDING 3/31/2024

	ACTUAL LAST YEAR			ACTUAL THIS YEAR				ENCUMBRANCE	BUDGET	UNENCUMBERED BALANCE
	CURRENT MONTH	YEAR TO DATE	%	CURRENT MONTH	%	YEAR TO DATE	%			
EXPENDITURES										
TOTAL EXPENDITURES	0.00	0.00	0	0.00	0	0.00	0	0.00	0.00	0.00
NET CHANGE IN FUND BALANCE	0.00	0.00		0.00		0.00		0.00	0.00	0.00



FUND DEPT 2658-140 : JAIL COMMISSARY - CORRECTIONAL CENTER

4/11/2024 9:31:14 AM

PERIOD ENDING 3/31/2024

	ACTUAL LAST YEAR			ACTUAL THIS YEAR				ENCUMBRANCE	BUDGET	UNENCUMBERED BALANCE
	CURRENT MONTH	YEAR TO DATE	%	CURRENT MONTH	%	YEAR TO DATE	%			
REVENUES										
4008 INVESTMENT EARNINGS	1,385.49	4,465.89	344	2,080.88	14	6,582.31	44	0.00	15,000.00	8,417.69
4009 MISCELLANEOUS REVENUES	7,854.64	13,820.25	13	7,556.85	8	12,238.97	12	0.00	100,000.00	87,761.03
TOTAL REVENUES	9,240.13	18,286.14	16	9,637.73	8	18,821.28	16	0.00	115,000.00	96,178.72
EXPENDITURES										
5010 COMMODITIES	388.99	1,438.92	12	0.00	0	449.47	3	0.00	15,280.00	14,830.53
5020 SERVICES	32.68	253.56	1	32.62	0	1,664.78	9	0.00	17,895.00	16,230.22
8000 CAPITAL OUTLAY	0.00	0.00	0	0.00	0	0.00	0	0.00	45,000.00	45,000.00
TOTAL EXPENDITURES	421.67	1,692.48	2	32.62	0	2,114.25	3	0.00	78,175.00	76,060.75
NET CHANGE IN FUND BALANCE	8,818.46	16,593.66		9,605.11		16,707.03		0.00	36,825.00	20,117.97



FUND DEPT 2659-140 : COUNTY JAIL MEDICAL COSTS - CORRECTIONAL CENTER

4/11/2024 9:31:14 AM

PERIOD ENDING 3/31/2024

	ACTUAL LAST YEAR			ACTUAL THIS YEAR				ENCUMBRANCE	BUDGET	UNENCUMBERED BALANCE
	CURRENT MONTH	YEAR TO DATE	%	CURRENT MONTH	%	YEAR TO DATE	%			
REVENUES										
4007 CHARGES FOR SERVICES	927.50	927.50	5	493.00	5	768.00	8	0.00	10,000.00	9,232.00
4008 INVESTMENT EARNINGS	7.00	42.55	426	9.89	99	65.11	651	0.00	10.00	-55.11
TOTAL REVENUES	934.50	970.05	5	502.89	5	833.11	8	0.00	10,010.00	9,176.89
OTHER FINANCING SOURCES (USES)										
7001 OTHER FINANCING USES	0.00	0.00	0	0.00	0	0.00	0	0.00	-10,010.00	-10,010.00
TOTAL OTHER FINANCING SOURCES (USES)	0.00	0.00		0.00		0.00		0.00	-10,010.00	-10,010.00
NET CHANGE IN FUND BALANCE	934.50	970.05		502.89		833.11		0.00	0.00	-833.11



FUND DEPT 2670-022 : COUNTY CLK AUTOMATION FND - COUNTY CLERK

4/11/2024 9:31:14 AM

PERIOD ENDING 3/31/2024

	ACTUAL LAST YEAR			ACTUAL THIS YEAR				ENCUMBRANCE	BUDGET	UNENCUMBERED BALANCE
	CURRENT MONTH	YEAR TO DATE	%	CURRENT MONTH	%	YEAR TO DATE	%			
REVENUES										
4007 CHARGES FOR SERVICES	1,610.00	3,206.00	13	1,506.00	6	3,058.00	12	0.00	25,000.00	21,942.00
4008 INVESTMENT EARNINGS	73.99	265.81	133	137.52	34	415.77	104	0.00	400.00	-15.77
4009 MISCELLANEOUS REVENUES	0.00	0.00	0	0.00	0	0.00	0	0.00	12,500.00	12,500.00
TOTAL REVENUES	1,683.99	3,471.81	9	1,643.52	4	3,473.77	9	0.00	37,900.00	34,426.23
EXPENDITURES										
5010 COMMODITIES	0.00	0.00	0	0.00	0	0.00	0	0.00	13,500.00	13,500.00
5020 SERVICES	0.00	9,264.68	55	2,907.25	10	2,907.25	10	0.00	27,965.00	25,057.75
TOTAL EXPENDITURES	0.00	9,264.68	31	2,907.25	7	2,907.25	7	0.00	41,465.00	38,557.75
NET CHANGE IN FUND BALANCE	1,683.99	-5,792.87		-1,263.73		566.52		0.00	-3,565.00	-4,131.52



FUND DEPT 2671-030 : COURT DOCUMENT STORAGE FD - CIRCUIT CLERK

4/11/2024 9:31:14 AM

PERIOD ENDING 3/31/2024

	ACTUAL LAST YEAR			ACTUAL THIS YEAR				ENCUMBRANCE	BUDGET	UNENCUMBERED BALANCE
	CURRENT MONTH	YEAR TO DATE	%	CURRENT MONTH	%	YEAR TO DATE	%			
REVENUES										
4007 CHARGES FOR SERVICES	35,768.51	35,768.51	18	19,550.44	10	37,570.70	20	0.00	189,373.00	151,802.30
4008 INVESTMENT EARNINGS	195.14	732.84	0	682.40	0	2,035.21	0	0.00	0.00	-2,035.21
TOTAL REVENUES	35,963.65	36,501.35	13	20,232.84	11	39,605.91	21	0.00	189,373.00	149,767.09
EXPENDITURES										
5001 SALARIES AND WAGES	5,240.46	13,700.79	16	0.00	0	0.00	0	0.00	0.00	0.00
5003 FRINGE BENEFITS	586.29	1,478.03	4	0.00	0	5.17	0	0.00	0.00	-5.17
5010 COMMODITIES	139.93	14,552.23	30	0.00	0	0.00	0	0.00	0.00	0.00
5020 SERVICES	570.00	7,720.00	13	0.00	0	0.00	0	0.00	0.00	0.00
TOTAL EXPENDITURES	6,536.68	37,451.05	12	0.00	0	5.17	0	0.00	0.00	-5.17
OTHER FINANCING SOURCES (USES)										
7001 OTHER FINANCING USES	0.00	0.00	0	0.00	0	0.00	0	0.00	-189,373.00	-189,373.00
TOTAL OTHER FINANCING SOURCES (USES)	0.00	0.00		0.00		0.00		0.00	-189,373.00	-189,373.00
NET CHANGE IN FUND BALANCE	29,426.97	-949.70		20,232.84		39,600.74		0.00	0.00	-39,600.74



FUND DEPT 2675-041 : VICTIM ADVOCACY GRT-ICJIA - STATES ATTORNEY

4/11/2024 9:31:14 AM

PERIOD ENDING 3/31/2024

	ACTUAL LAST YEAR			ACTUAL THIS YEAR				ENCUMBRANCE	BUDGET	UNENCUMBERED BALANCE
	CURRENT MONTH	YEAR TO DATE	%	CURRENT MONTH	%	YEAR TO DATE	%			
REVENUES										
TOTAL REVENUES	0.00	0.00	0	0.00	0	0.00	0	0.00	0.00	0.00
EXPENDITURES										
TOTAL EXPENDITURES	0.00	0.00	0	0.00	0	0.00	0	0.00	0.00	0.00
OTHER FINANCING SOURCES (USES)										
TOTAL OTHER FINANCING SOURCES (USES)	0.00	0.00		0.00		0.00		0.00	0.00	0.00
NET CHANGE IN FUND BALANCE	0.00	0.00		0.00		0.00		0.00	0.00	0.00



FUND DEPT 2676-011 : SOLID WASTE MANAGEMENT - SOLID WASTE MGMT

4/11/2024 9:31:14 AM

PERIOD ENDING 3/31/2024

	ACTUAL LAST YEAR			ACTUAL THIS YEAR				ENCUMBRANCE	BUDGET	UNENCUMBERED BALANCE
	CURRENT MONTH	YEAR TO DATE	%	CURRENT MONTH	%	YEAR TO DATE	%			
REVENUES										
4004 INTERGOVERNMENTAL REVENUE	0.00	0.00	0	0.00	0	0.00	0	0.00	26,378.00	26,378.00
4006 LICENSES AND PERMITS	0.00	0.00	0	70.00	2	1,330.00	36	0.00	3,700.00	2,370.00
4008 INVESTMENT EARNINGS	32.51	115.85	0	59.77	37	185.81	115	0.00	161.00	-24.81
TOTAL REVENUES	32.51	115.85	0	129.77	0	1,515.81	5	0.00	30,239.00	28,723.19
EXPENDITURES										
5010 COMMODITIES	0.00	0.00	0	0.00	0	0.00	0	0.00	839.00	839.00
5020 SERVICES	0.00	0.00	0	1,175.00	3	1,175.00	3	0.00	39,000.00	37,825.00
TOTAL EXPENDITURES	0.00	0.00	0	1,175.00	3	1,175.00	3	0.00	39,839.00	38,664.00
NET CHANGE IN FUND BALANCE	32.51	115.85		-1,045.23		340.81		0.00	-9,600.00	-9,940.81



FUND DEPT 2679-179 : CHILD ADVOCACY CENTER - CHILD ADVOCACY CENTER

4/11/2024 9:31:14 AM

PERIOD ENDING 3/31/2024

	ACTUAL LAST YEAR			ACTUAL THIS YEAR				ENCUMBRANCE	BUDGET	UNENCUMBERED BALANCE
	CURRENT MONTH	YEAR TO DATE	%	CURRENT MONTH	%	YEAR TO DATE	%			
REVENUES										
4004 INTERGOVERNMENTAL REVENUE	56,018.24	65,472.24	19	28,645.02	7	62,704.43	16	0.00	390,422.00	327,717.57
4008 INVESTMENT EARNINGS	0.00	0.00	0	103.82	0	468.38	0	0.00	0.00	-468.38
4009 MISCELLANEOUS REVENUES	449.87	5,998.99	83	268.09	4	268.09	4	0.00	6,801.00	6,532.91
TOTAL REVENUES	56,468.11	71,471.23	21	29,016.93	7	63,440.90	16	0.00	397,223.00	333,782.10
EXPENDITURES										
5001 SALARIES AND WAGES	13,173.41	36,226.86	21	15,491.80	8	42,602.45	22	0.00	189,803.00	147,200.55
5003 FRINGE BENEFITS	4,168.86	11,983.77	23	6,995.65	12	12,361.54	20	0.00	60,801.00	48,439.46
5010 COMMODITIES	825.87	957.44	16	3,397.55	20	3,967.20	24	0.00	16,735.45	12,768.25
5020 SERVICES	11,906.38	28,830.46	26	12,060.10	10	24,432.11	20	0.00	124,711.55	100,279.44
TOTAL EXPENDITURES	30,074.52	77,998.53	23	37,945.10	10	83,363.30	21	0.00	392,051.00	308,687.70
NET CHANGE IN FUND BALANCE	26,393.59	-6,527.30		-8,928.17		-19,922.40		0.00	5,172.00	25,094.40



FUND DEPT 2685-031 : SPECIALTY COURTS FUND - CIRCUIT COURT

4/11/2024 9:31:14 AM

PERIOD ENDING 3/31/2024

	ACTUAL LAST YEAR			ACTUAL THIS YEAR				ENCUMBRANCE	BUDGET	UNENCUMBERED BALANCE
	CURRENT MONTH	YEAR TO DATE	%	CURRENT MONTH	%	YEAR TO DATE	%			
REVENUES										
4004 INTERGOVERNMENTAL REVENUE	3,739.05	6,447.25	13	12,285.00	29	12,285.00	29	0.00	43,000.00	30,715.00
4007 CHARGES FOR SERVICES	2,039.50	2,039.50	7	1,276.50	10	2,364.75	18	0.00	13,000.00	10,635.25
4008 INVESTMENT EARNINGS	269.52	905.24	905	378.28	15	1,238.36	48	0.00	2,600.00	1,361.64
TOTAL REVENUES	6,048.07	9,391.99	12	13,939.78	24	15,888.11	27	0.00	58,600.00	42,711.89
EXPENDITURES										
5001 SALARIES AND WAGES	3,780.00	10,395.00	19	3,969.00	4	10,914.75	11	0.00	101,890.00	90,975.25
5003 FRINGE BENEFITS	422.24	1,115.45	6	444.54	2	1,180.61	5	0.00	26,032.00	24,851.39
5010 COMMODITIES	0.00	0.00	0	0.00	0	19.99	0	0.00	13,818.99	13,799.00
5020 SERVICES	876.42	1,582.82	14	456.95	0	661.88	0	0.00	174,243.01	173,581.13
TOTAL EXPENDITURES	5,078.66	13,093.27	15	4,870.49	2	12,777.23	4	0.00	315,984.00	303,206.77
OTHER FINANCING SOURCES (USES)										
TOTAL OTHER FINANCING SOURCES (USES)	0.00	0.00		0.00		0.00		0.00	0.00	0.00
NET CHANGE IN FUND BALANCE	969.41	-3,701.28		9,069.29		3,110.88		0.00	-257,384.00	-260,494.88




FUND DEPT 2685-140 : SPECIALTY COURTS FUND - CORRECTIONAL CENTER

4/11/2024 9:31:14 AM

PERIOD ENDING 3/31/2024

	ACTUAL LAST YEAR			ACTUAL THIS YEAR				ENCUMBRANCE	BUDGET	UNENCUMBERED BALANCE
	CURRENT MONTH	YEAR TO DATE	%	CURRENT MONTH	%	YEAR TO DATE	%			
REVENUES										
TOTAL REVENUES	0.00	0.00	0	0.00	0	0.00	0	0.00	0.00	0.00
NET CHANGE IN FUND BALANCE	0.00	0.00		0.00		0.00		0.00	0.00	0.00



FUND DEPT 2840-016 : ARPA - ADMINISTRATIVE SERVICES

4/11/2024 9:31:14 AM

PERIOD ENDING 3/31/2024

	ACTUAL LAST YEAR			ACTUAL THIS YEAR				ENCUMBRANCE	BUDGET	UNENCUMBERED BALANCE
	CURRENT MONTH	YEAR TO DATE	%	CURRENT MONTH	%	YEAR TO DATE	%			
REVENUES										
4008 INVESTMENT EARNINGS	130,418.05	134,432.50	112	4,517.16	5	13,498.82	13	0.00	100,000.00	86,501.18
TOTAL REVENUES	130,418.05	134,432.50	112	4,517.16	5	13,498.82	13	0.00	100,000.00	86,501.18
EXPENDITURES										
TOTAL EXPENDITURES	0.00	0.00	0	0.00	0	0.00	0	0.00	0.00	0.00
OTHER FINANCING SOURCES (USES)										
7001 OTHER FINANCING USES	-7,662.44	-13,184.09	0	-9,237.99	8	-14,966.29	14	0.00	-110,224.00	-95,257.71
TOTAL OTHER FINANCING SOURCES (USES)	-7,662.44	-13,184.09		-9,237.99		-14,966.29		0.00	-110,224.00	-95,257.71
NET CHANGE IN FUND BALANCE	122,755.61	121,248.41		-4,720.83		-1,467.47		0.00	-10,224.00	-8,756.53



FUND DEPT 2840-043 : ARPA - EMERGENCY MGMT AGCY (EMA)

4/11/2024 9:31:14 AM

PERIOD ENDING 3/31/2024

	ACTUAL LAST YEAR			ACTUAL THIS YEAR				ENCUMBRANCE	BUDGET	UNENCUMBERED BALANCE
	CURRENT MONTH	YEAR TO DATE	%	CURRENT MONTH	%	YEAR TO DATE	%			
REVENUES										
TOTAL REVENUES	0.00	0.00	0	0.00	0	0.00	0	0.00	0.00	0.00
EXPENDITURES										
TOTAL EXPENDITURES	0.00	0.00	0	0.00	0	0.00	0	0.00	0.00	0.00
NET CHANGE IN FUND BALANCE	0.00	0.00		0.00		0.00		0.00	0.00	0.00




FUND DEPT 2840-075 : ARPA - GENERAL COUNTY

4/11/2024 9:31:14 AM

PERIOD ENDING 3/31/2024

	ACTUAL LAST YEAR			ACTUAL THIS YEAR				ENCUMBRANCE	BUDGET	UNENCUMBERED BALANCE
	CURRENT MONTH	YEAR TO DATE	%	CURRENT MONTH	%	YEAR TO DATE	%			
EXPENDITURES										
5001 SALARIES AND WAGES	0.00	0.00	0	-1,159.95	0	0.00	0	0.00	0.00	0.00
5003 FRINGE BENEFITS	0.00	0.00	0	0.00	0	12.47	0	0.00	0.00	-12.47
5010 COMMODITIES	0.00	190.91	99	0.00	0	0.00	0	0.00	120,000.00	120,000.00
5020 SERVICES	369,549.25	430,534.75	6	369,277.74	4	1,200,110.41	14	0.00	8,321,770.00	7,121,659.59
8000 CAPITAL OUTLAY	0.00	507,531.00	6	0.00	0	0.00	0	0.00	17,282,780.00	17,282,780.00
TOTAL EXPENDITURES	369,549.25	938,256.66	6	368,117.79	1	1,200,122.88	5	0.00	25,724,550.00	24,524,427.12
OTHER FINANCING SOURCES (USES)										
TOTAL OTHER FINANCING SOURCES (USES)	0.00	0.00		0.00		0.00		0.00	0.00	0.00
NET CHANGE IN FUND BALANCE	-369,549.25	-938,256.66		-368,117.79		-1,200,122.88		0.00	-25,724,550.00	-24,524,427.12



FUND DEPT 2932-932 : INDOOR CLIMATE RESOURCES AGENCY - INDOOR CLIMATE RESOURCES AGENCY

4/11/2024 9:31:14 AM

PERIOD ENDING 3/31/2024

	ACTUAL LAST YEAR			ACTUAL THIS YEAR				ENCUMBRANCE	BUDGET	UNENCUMBERED BALANCE
	CURRENT MONTH	YEAR TO DATE	%	CURRENT MONTH	%	YEAR TO DATE	%			
REVENUES										
TOTAL REVENUES	0.00	0.00	0	0.00	0	0.00	0	0.00	0.00	0.00
EXPENDITURES										
TOTAL EXPENDITURES	0.00	0.00	0	0.00	0	0.00	0	0.00	0.00	0.00
NET CHANGE IN FUND BALANCE	0.00	0.00		0.00		0.00		0.00	0.00	0.00



FUND DEPT 3105-010 : CAPITAL ASSET REPLCMT FND - COUNTY BOARD

4/11/2024 9:31:14 AM

PERIOD ENDING 3/31/2024

	ACTUAL LAST YEAR			ACTUAL THIS YEAR				ENCUMBRANCE	BUDGET	UNENCUMBERED BALANCE
	CURRENT MONTH	YEAR TO DATE	%	CURRENT MONTH	%	YEAR TO DATE	%			
REVENUES										
4008 INVESTMENT EARNINGS	42,468.79	127,258.37	424	23,897.65	80	26,367.25	88	0.00	30,000.00	3,632.75
TOTAL REVENUES	42,468.79	127,258.37	424	23,897.65	80	26,367.25	88	0.00	30,000.00	3,632.75
EXPENDITURES										
5010 COMMODITIES	0.00	0.00	0	0.00	0	0.00	0	0.00	5,196.00	5,196.00
5020 SERVICES	44,842.00	83,434.00	6	0.00	0	16,342.50	2	0.00	853,825.00	837,482.50
TOTAL EXPENDITURES	44,842.00	83,434.00	6	0.00	0	16,342.50	2	0.00	859,021.00	842,678.50
OTHER FINANCING SOURCES (USES)										
TOTAL OTHER FINANCING SOURCES (USES)	0.00	0.00		0.00		0.00		0.00	0.00	0.00
NET CHANGE IN FUND BALANCE	-2,373.21	43,824.37		23,897.65		10,024.75		0.00	-829,021.00	-839,045.75



FUND DEPT 3105-016 : CAPITAL ASSET REPLCMT FND - ADMINISTRATIVE SERVICES

4/11/2024 9:31:14 AM

PERIOD ENDING 3/31/2024

	ACTUAL LAST YEAR			ACTUAL THIS YEAR				ENCUMBRANCE	BUDGET	UNENCUMBERED BALANCE
	CURRENT MONTH	YEAR TO DATE	%	CURRENT MONTH	%	YEAR TO DATE	%			
REVENUES										
TOTAL REVENUES	0.00	0.00	0	0.00	0	0.00	0	0.00	0.00	0.00
EXPENDITURES										
5010 COMMODITIES	0.00	0.00	0	0.00	0	0.00	0	0.00	19,957.00	19,957.00
5020 SERVICES	0.00	0.00	0	0.00	0	0.00	0	0.00	65,000.00	65,000.00
8000 CAPITAL OUTLAY	0.00	0.00	0	0.00	0	0.00	0	0.00	15,442.00	15,442.00
TOTAL EXPENDITURES	0.00	0.00	0	0.00	0	0.00	0	0.00	100,399.00	100,399.00
OTHER FINANCING SOURCES (USES)										
6001 OTHER FINANCING SOURCES	0.00	0.00	0	0.00	0	0.00	0	0.00	44,924.00	44,924.00
TOTAL OTHER FINANCING SOURCES (USES)	0.00	0.00		0.00		0.00		0.00	44,924.00	44,924.00
NET CHANGE IN FUND BALANCE	0.00	0.00		0.00		0.00		0.00	-55,475.00	-55,475.00



FUND DEPT 3105-020 : CAPITAL ASSET REPLCMT FND - AUDITOR

4/11/2024 9:31:14 AM

PERIOD ENDING 3/31/2024

	ACTUAL LAST YEAR			ACTUAL THIS YEAR				ENCUMBRANCE	BUDGET	UNENCUMBERED BALANCE
	CURRENT MONTH	YEAR TO DATE	%	CURRENT MONTH	%	YEAR TO DATE	%			
EXPENDITURES										
TOTAL EXPENDITURES	0.00	0.00	0	0.00	0	0.00	0	0.00	0.00	0.00
OTHER FINANCING SOURCES (USES)										
6001 OTHER FINANCING SOURCES	0.00	0.00	0	0.00	0	0.00	0	0.00	2,160.00	2,160.00
TOTAL OTHER FINANCING SOURCES (USES)	0.00	0.00		0.00		0.00		0.00	2,160.00	2,160.00
NET CHANGE IN FUND BALANCE	0.00	0.00		0.00		0.00		0.00	2,160.00	2,160.00



FUND DEPT 3105-021 : CAPITAL ASSET REPLCMT FND - BOARD OF REVIEW

4/11/2024 9:31:14 AM

PERIOD ENDING 3/31/2024

	ACTUAL LAST YEAR			ACTUAL THIS YEAR				ENCUMBRANCE	BUDGET	UNENCUMBERED BALANCE
	CURRENT MONTH	YEAR TO DATE	%	CURRENT MONTH	%	YEAR TO DATE	%			
EXPENDITURES										
TOTAL EXPENDITURES	0.00	0.00	0	0.00	0	0.00	0	0.00	0.00	0.00
OTHER FINANCING SOURCES (USES)										
6001 OTHER FINANCING SOURCES	0.00	0.00	0	0.00	0	0.00	0	0.00	2,025.00	2,025.00
TOTAL OTHER FINANCING SOURCES (USES)	0.00	0.00		0.00		0.00		0.00	2,025.00	2,025.00
NET CHANGE IN FUND BALANCE	0.00	0.00		0.00		0.00		0.00	2,025.00	2,025.00



FUND DEPT 3105-022 : CAPITAL ASSET REPLCMT FND - COUNTY CLERK

4/11/2024 9:31:14 AM

PERIOD ENDING 3/31/2024

	ACTUAL LAST YEAR			ACTUAL THIS YEAR				ENCUMBRANCE	BUDGET	UNENCUMBERED BALANCE
	CURRENT MONTH	YEAR TO DATE	%	CURRENT MONTH	%	YEAR TO DATE	%			
EXPENDITURES										
TOTAL EXPENDITURES	0.00	0.00	0	0.00	0	0.00	0	0.00	0.00	0.00
OTHER FINANCING SOURCES (USES)										
6001 OTHER FINANCING SOURCES	0.00	0.00	0	0.00	0	0.00	0	0.00	12,500.00	12,500.00
TOTAL OTHER FINANCING SOURCES (USES)	0.00	0.00		0.00		0.00		0.00	12,500.00	12,500.00
NET CHANGE IN FUND BALANCE	0.00	0.00		0.00		0.00		0.00	12,500.00	12,500.00



FUND DEPT 3105-025 : CAPITAL ASSET REPLCMT FND - SUPERVISOR OF ASSESSMENT

4/11/2024 9:31:14 AM

PERIOD ENDING 3/31/2024

	ACTUAL LAST YEAR			ACTUAL THIS YEAR				ENCUMBRANCE	BUDGET	UNENCUMBERED BALANCE
	CURRENT MONTH	YEAR TO DATE	%	CURRENT MONTH	%	YEAR TO DATE	%			
EXPENDITURES										
5010 COMMODITIES	0.00	0.00	0	0.00	0	0.00	0	0.00	1,950.00	1,950.00
5020 SERVICES	0.00	5,852.21	98	0.00	0	22,604.17	100	0.00	22,605.00	0.83
TOTAL EXPENDITURES	0.00	5,852.21	42	0.00	0	22,604.17	92	0.00	24,555.00	1,950.83
OTHER FINANCING SOURCES (USES)										
6001 OTHER FINANCING SOURCES	0.00	0.00	0	0.00	0	0.00	0	0.00	27,048.00	27,048.00
TOTAL OTHER FINANCING SOURCES (USES)	0.00	0.00		0.00		0.00		0.00	27,048.00	27,048.00
NET CHANGE IN FUND BALANCE	0.00	-5,852.21		0.00		-22,604.17		0.00	2,493.00	25,097.17




FUND DEPT 3105-026 : CAPITAL ASSET REPLCMT FND - COUNTY TREASURER

4/11/2024 9:31:14 AM

PERIOD ENDING 3/31/2024

	ACTUAL LAST YEAR			ACTUAL THIS YEAR				ENCUMBRANCE	BUDGET	UNENCUMBERED BALANCE
	CURRENT MONTH	YEAR TO DATE	%	CURRENT MONTH	%	YEAR TO DATE	%			
EXPENDITURES										
5010 COMMODITIES	0.00	0.00	0	0.00	0	0.00	0	0.00	2,992.00	2,992.00
TOTAL EXPENDITURES	0.00	0.00	0	0.00	0	0.00	0	0.00	2,992.00	2,992.00
OTHER FINANCING SOURCES (USES)										
TOTAL OTHER FINANCING SOURCES (USES)	0.00	0.00		0.00		0.00		0.00	0.00	0.00
NET CHANGE IN FUND BALANCE	0.00	0.00		0.00		0.00		0.00	-2,992.00	-2,992.00



FUND DEPT 3105-028 : CAPITAL ASSET REPLCMT FND - INFORMATION TECHNOLOGY (IT)

4/11/2024 9:31:14 AM

PERIOD ENDING 3/31/2024

	ACTUAL LAST YEAR			ACTUAL THIS YEAR				ENCUMBRANCE	BUDGET	UNENCUMBERED BALANCE
	CURRENT MONTH	YEAR TO DATE	%	CURRENT MONTH	%	YEAR TO DATE	%			
REVENUES										
4009 MISCELLANEOUS REVENUES	0.00	35,205.31	0	0.00	0	0.00	0	0.00	0.00	0.00
TOTAL REVENUES	0.00	35,205.31	0	0.00	0	0.00	0	0.00	0.00	0.00
EXPENDITURES										
5010 COMMODITIES	0.00	0.00	0	0.00	0	0.00	0	0.00	5,460.00	5,460.00
5020 SERVICES	11,323.60	347,339.70	41	68,396.62	7	442,601.94	47	14,419.60	939,294.00	482,272.46
8000 CAPITAL OUTLAY	0.00	0.00	0	40,103.96	13	40,103.96	13	0.00	297,571.96	257,468.00
TOTAL EXPENDITURES	11,323.60	347,339.70	20	108,500.58	9	482,705.90	39	14,419.60	1,242,325.96	745,200.46
OTHER FINANCING SOURCES (USES)										
6001 OTHER FINANCING SOURCES	0.00	0.00	0	0.00	0	0.00	0	0.00	734,418.00	734,418.00
TOTAL OTHER FINANCING SOURCES (USES)	0.00	0.00		0.00		0.00		0.00	734,418.00	734,418.00
NET CHANGE IN FUND BALANCE	-11,323.60	-312,134.39		-108,500.58		-482,705.90		-14,419.60	-507,907.96	-10,782.46



FUND DEPT 3105-036 : CAPITAL ASSET REPLCMT FND - PUBLIC DEFENDER

4/11/2024 9:31:14 AM

PERIOD ENDING 3/31/2024

	ACTUAL LAST YEAR			ACTUAL THIS YEAR				ENCUMBRANCE	BUDGET	UNENCUMBERED BALANCE
	CURRENT MONTH	YEAR TO DATE	%	CURRENT MONTH	%	YEAR TO DATE	%			
EXPENDITURES										
5010 COMMODITIES	0.00	0.00	0	0.00	0	0.00	0	0.00	2,400.00	2,400.00
5020 SERVICES	0.00	0.00	0	0.00	0	0.00	0	0.00	1,035.00	1,035.00
8000 CAPITAL OUTLAY	0.00	0.00	0	-151.00	-1	27,042.00	90	0.00	30,000.00	2,958.00
TOTAL EXPENDITURES	0.00	0.00	0	-151.00	0	27,042.00	81	0.00	33,435.00	6,393.00
OTHER FINANCING SOURCES (USES)										
6001 OTHER FINANCING SOURCES	0.00	0.00	0	0.00	0	0.00	0	0.00	45,993.00	45,993.00
TOTAL OTHER FINANCING SOURCES (USES)	0.00	0.00		0.00		0.00		0.00	45,993.00	45,993.00
NET CHANGE IN FUND BALANCE	0.00	0.00		151.00		-27,042.00		0.00	12,558.00	39,600.00



FUND DEPT 3105-040 : CAPITAL ASSET REPLCMT FND - SHERIFF

4/11/2024 9:31:14 AM

PERIOD ENDING 3/31/2024

	ACTUAL LAST YEAR			ACTUAL THIS YEAR				ENCUMBRANCE	BUDGET	UNENCUMBERED BALANCE
	CURRENT MONTH	YEAR TO DATE	%	CURRENT MONTH	%	YEAR TO DATE	%			
EXPENDITURES										
5010 COMMODITIES	0.00	0.00	0	0.00	0	0.00	0	0.00	28,160.00	28,160.00
5020 SERVICES	0.00	8,520.00	25	0.00	0	8,775.60	24	0.00	36,000.00	27,224.40
TOTAL EXPENDITURES	0.00	8,520.00	14	0.00	0	8,775.60	14	0.00	64,160.00	55,384.40
OTHER FINANCING SOURCES (USES)										
6001 OTHER FINANCING SOURCES	0.00	0.00	0	0.00	0	0.00	0	0.00	254,738.00	254,738.00
TOTAL OTHER FINANCING SOURCES (USES)	0.00	0.00		0.00		0.00		0.00	254,738.00	254,738.00
NET CHANGE IN FUND BALANCE	0.00	-8,520.00		0.00		-8,775.60		0.00	190,578.00	199,353.60




FUND DEPT 3105-041 : CAPITAL ASSET REPLCMT FND - STATES ATTORNEY

4/11/2024 9:31:14 AM

PERIOD ENDING 3/31/2024

	ACTUAL LAST YEAR			ACTUAL THIS YEAR				ENCUMBRANCE	BUDGET	UNENCUMBERED BALANCE
	CURRENT MONTH	YEAR TO DATE	%	CURRENT MONTH	%	YEAR TO DATE	%			
EXPENDITURES										
5010 COMMODITIES	0.00	0.00	0	0.00	0	0.00	0	0.00	7,750.00	7,750.00
TOTAL EXPENDITURES	0.00	0.00	0	0.00	0	0.00	0	0.00	7,750.00	7,750.00
OTHER FINANCING SOURCES (USES)										
6001 OTHER FINANCING SOURCES	0.00	0.00	0	0.00	0	0.00	0	0.00	25,970.00	25,970.00
TOTAL OTHER FINANCING SOURCES (USES)	0.00	0.00		0.00		0.00		0.00	25,970.00	25,970.00
NET CHANGE IN FUND BALANCE	0.00	0.00		0.00		0.00		0.00	18,220.00	18,220.00




FUND DEPT 3105-042 : CAPITAL ASSET REPLCMT FND - CORONER

4/11/2024 9:31:14 AM

PERIOD ENDING 3/31/2024

	ACTUAL LAST YEAR			ACTUAL THIS YEAR				ENCUMBRANCE	BUDGET	UNENCUMBERED BALANCE
	CURRENT MONTH	YEAR TO DATE	%	CURRENT MONTH	%	YEAR TO DATE	%			
EXPENDITURES										
5010 COMMODITIES	0.00	0.00	0	0.00	0	0.00	0	0.00	14,210.00	14,210.00
TOTAL EXPENDITURES	0.00	0.00	0	0.00	0	0.00	0	0.00	14,210.00	14,210.00
OTHER FINANCING SOURCES (USES)										
TOTAL OTHER FINANCING SOURCES (USES)	0.00	0.00		0.00		0.00		0.00	0.00	0.00
NET CHANGE IN FUND BALANCE	0.00	0.00		0.00		0.00		0.00	-14,210.00	-14,210.00



FUND DEPT 3105-043 : CAPITAL ASSET REPLCMT FND - EMERGENCY MGMT AGCY (EMA)

4/11/2024 9:31:14 AM

PERIOD ENDING 3/31/2024

	ACTUAL LAST YEAR			ACTUAL THIS YEAR				ENCUMBRANCE	BUDGET	UNENCUMBERED BALANCE
	CURRENT MONTH	YEAR TO DATE	%	CURRENT MONTH	%	YEAR TO DATE	%			
EXPENDITURES										
5010 COMMODITIES	0.00	0.00	0	0.00	0	0.00	0	0.00	49,200.00	49,200.00
8000 CAPITAL OUTLAY	0.00	0.00	0	0.00	0	0.00	0	0.00	71,000.00	71,000.00
TOTAL EXPENDITURES	0.00	0.00	0	0.00	0	0.00	0	0.00	120,200.00	120,200.00
OTHER FINANCING SOURCES (USES)										
6001 OTHER FINANCING SOURCES	0.00	0.00	0	0.00	0	0.00	0	0.00	2,840.00	2,840.00
TOTAL OTHER FINANCING SOURCES (USES)	0.00	0.00		0.00		0.00		0.00	2,840.00	2,840.00
NET CHANGE IN FUND BALANCE	0.00	0.00		0.00		0.00		0.00	-117,360.00	-117,360.00



FUND DEPT 3105-051 : CAPITAL ASSET REPLCMT FND - JUVENILE DETENTION CENTER

4/11/2024 9:31:14 AM

PERIOD ENDING 3/31/2024

	ACTUAL LAST YEAR			ACTUAL THIS YEAR				ENCUMBRANCE	BUDGET	UNENCUMBERED BALANCE
	CURRENT MONTH	YEAR TO DATE	%	CURRENT MONTH	%	YEAR TO DATE	%			
EXPENDITURES										
5010 COMMODITIES	0.00	0.00	0	0.00	0	0.00	0	0.00	13,615.00	13,615.00
5020 SERVICES	0.00	3,995.00	57	0.00	0	3,995.00	26	0.00	15,501.00	11,506.00
8000 CAPITAL OUTLAY	0.00	0.00	0	0.00	0	0.00	0	0.00	54,500.00	54,500.00
TOTAL EXPENDITURES	0.00	3,995.00	5	0.00	0	3,995.00	5	0.00	83,616.00	79,621.00
OTHER FINANCING SOURCES (USES)										
6001 OTHER FINANCING SOURCES	0.00	0.00	0	0.00	0	0.00	0	0.00	72,010.00	72,010.00
TOTAL OTHER FINANCING SOURCES (USES)	0.00	0.00		0.00		0.00		0.00	72,010.00	72,010.00
NET CHANGE IN FUND BALANCE	0.00	-3,995.00		0.00		-3,995.00		0.00	-11,606.00	-7,611.00



FUND DEPT 3105-052 : CAPITAL ASSET REPLCMT FND - COURT SERVICES -PROBATION

4/11/2024 9:31:14 AM

PERIOD ENDING 3/31/2024

	ACTUAL LAST YEAR			ACTUAL THIS YEAR				ENCUMBRANCE	BUDGET	UNENCUMBERED BALANCE
	CURRENT MONTH	YEAR TO DATE	%	CURRENT MONTH	%	YEAR TO DATE	%			
EXPENDITURES										
5010 COMMODITIES	0.00	0.00	0	0.00	0	0.00	0	0.00	14,575.00	14,575.00
TOTAL EXPENDITURES	0.00	0.00	0	0.00	0	0.00	0	0.00	14,575.00	14,575.00
OTHER FINANCING SOURCES (USES)										
6001 OTHER FINANCING SOURCES	0.00	0.00	0	0.00	0	0.00	0	0.00	3,572.00	3,572.00
TOTAL OTHER FINANCING SOURCES (USES)	0.00	0.00		0.00		0.00		0.00	3,572.00	3,572.00
NET CHANGE IN FUND BALANCE	0.00	0.00		0.00		0.00		0.00	-11,003.00	-11,003.00



FUND DEPT 3105-059 : CAPITAL ASSET REPLCMT FND - FACILITIES PLANNING

4/11/2024 9:31:14 AM

PERIOD ENDING 3/31/2024

	ACTUAL LAST YEAR			ACTUAL THIS YEAR				ENCUMBRANCE	BUDGET	UNENCUMBERED BALANCE
	CURRENT MONTH	YEAR TO DATE	%	CURRENT MONTH	%	YEAR TO DATE	%			
REVENUES										
4008 INVESTMENT EARNINGS	60,053.08	136,272.70	0	50,608.23	0	265,389.92	0	0.00	0.00	-265,389.92
4009 MISCELLANEOUS REVENUES	0.00	32,808.77	0	0.00	0	235.00	0	0.00	0.00	-235.00
TOTAL REVENUES	60,053.08	169,081.47	0	50,608.23	0	265,624.92	0	0.00	0.00	-265,624.92
EXPENDITURES										
5020 SERVICES	0.00	7,251.96	2	0.00	0	0.00	0	0.00	100,000.00	100,000.00
8000 CAPITAL OUTLAY	1,313,275.74	1,558,773.84	3	4,141,413.73	17	5,717,843.74	23	0.00	24,737,259.00	19,019,415.26
TOTAL EXPENDITURES	1,313,275.74	1,566,025.80	3	4,141,413.73	17	5,717,843.74	23	0.00	24,837,259.00	19,119,415.26
OTHER FINANCING SOURCES (USES)										
6001 OTHER FINANCING SOURCES	0.00	0.00	0	0.00	0	0.00	0	0.00	8,533,357.00	8,533,357.00
TOTAL OTHER FINANCING SOURCES (USES)	0.00	0.00		0.00		0.00		0.00	8,533,357.00	8,533,357.00
NET CHANGE IN FUND BALANCE	-1,253,222.66	-1,396,944.33		-4,090,805.50		-5,452,218.82		0.00	-16,303,902.00	-10,851,683.18



PERIOD ENDING 3/31/2024

	ACTUAL LAST YEAR			ACTUAL THIS YEAR				ENCUMBRANCE	BUDGET	UNENCUMBERED BALANCE
	CURRENT MONTH	YEAR TO DATE	%	CURRENT MONTH	%	YEAR TO DATE	%			
EXPENDITURES										
5010 COMMODITIES	0.00	0.00	0	0.00	0	2,150.15	8	0.00	25,600.00	23,449.85
8000 CAPITAL OUTLAY	0.00	0.00	0	0.00	0	170,777.07	57	5,809.75	299,678.00	123,091.18
TOTAL EXPENDITURES	0.00	0.00	0	0.00	0	172,927.22	53	5,809.75	325,278.00	146,541.03
OTHER FINANCING SOURCES (USES)										
6001 OTHER FINANCING SOURCES	0.00	0.00	0	0.00	0	0.00	0	0.00	141,463.00	141,463.00
TOTAL OTHER FINANCING SOURCES (USES)	0.00	0.00		0.00		0.00		0.00	141,463.00	141,463.00
NET CHANGE IN FUND BALANCE	0.00	0.00		0.00		-172,927.22		-5,809.75	-183,815.00	-5,078.03



FUND DEPT 3105-075 : CAPITAL ASSET REPLCMT FND - GENERAL COUNTY

4/11/2024 9:31:14 AM

PERIOD ENDING 3/31/2024

	ACTUAL LAST YEAR			ACTUAL THIS YEAR				ENCUMBRANCE	BUDGET	UNENCUMBERED BALANCE
	CURRENT MONTH	YEAR TO DATE	%	CURRENT MONTH	%	YEAR TO DATE	%			
OTHER FINANCING SOURCES (USES)										
TOTAL OTHER FINANCING SOURCES (USES)	0.00	0.00		0.00		0.00		0.00	0.00	0.00
NET CHANGE IN FUND BALANCE	0.00	0.00		0.00		0.00		0.00	0.00	0.00



FUND DEPT 3105-077 : CAPITAL ASSET REPLCMT FND - ZONING AND ENFORCE (P&Z)

4/11/2024 9:31:14 AM

PERIOD ENDING 3/31/2024

	ACTUAL LAST YEAR			ACTUAL THIS YEAR				ENCUMBRANCE	BUDGET	UNENCUMBERED BALANCE
	CURRENT MONTH	YEAR TO DATE	%	CURRENT MONTH	%	YEAR TO DATE	%			
EXPENDITURES										
5010 COMMODITIES	0.00	0.00	0	0.00	0	0.00	0	0.00	1,350.00	1,350.00
5020 SERVICES	0.00	0.00	0	0.00	0	0.00	0	0.00	56,293.00	56,293.00
TOTAL EXPENDITURES	0.00	0.00	0	0.00	0	0.00	0	0.00	57,643.00	57,643.00
OTHER FINANCING SOURCES (USES)										
6001 OTHER FINANCING SOURCES	0.00	0.00	0	0.00	0	0.00	0	0.00	28,784.00	28,784.00
TOTAL OTHER FINANCING SOURCES (USES)	0.00	0.00		0.00		0.00		0.00	28,784.00	28,784.00
NET CHANGE IN FUND BALANCE	0.00	0.00		0.00		0.00		0.00	-28,859.00	-28,859.00



FUND DEPT 3105-140 : CAPITAL ASSET REPLCMT FND - CORRECTIONAL CENTER

4/11/2024 9:31:14 AM

PERIOD ENDING 3/31/2024

	ACTUAL LAST YEAR			ACTUAL THIS YEAR				ENCUMBRANCE	BUDGET	UNENCUMBERED BALANCE
	CURRENT MONTH	YEAR TO DATE	%	CURRENT MONTH	%	YEAR TO DATE	%			
EXPENDITURES										
5010 COMMODITIES	0.00	0.00	0	0.00	0	0.00	0	0.00	23,468.00	23,468.00
5020 SERVICES	338.00	26,666.50	18	0.00	0	108,473.42	78	0.00	138,361.00	29,887.58
8000 CAPITAL OUTLAY	0.00	0.00	0	0.00	0	0.00	0	0.00	296,634.00	296,634.00
TOTAL EXPENDITURES	338.00	26,666.50	7	0.00	0	108,473.42	24	0.00	458,463.00	349,989.58
OTHER FINANCING SOURCES (USES)										
6001 OTHER FINANCING SOURCES	0.00	0.00	0	0.00	0	0.00	0	0.00	205,582.00	205,582.00
TOTAL OTHER FINANCING SOURCES (USES)	0.00	0.00		0.00		0.00		0.00	205,582.00	205,582.00
NET CHANGE IN FUND BALANCE	-338.00	-26,666.50		0.00		-108,473.42		0.00	-252,881.00	-144,407.58



FUND DEPT 3303-010 : COURT COMPLEX CONSTR FUND - COUNTY BOARD

4/11/2024 9:31:14 AM

PERIOD ENDING 3/31/2024

	ACTUAL LAST YEAR			ACTUAL THIS YEAR				ENCUMBRANCE	BUDGET	UNENCUMBERED BALANCE
	CURRENT MONTH	YEAR TO DATE	%	CURRENT MONTH	%	YEAR TO DATE	%			
REVENUES										
4008 INVESTMENT EARNINGS	17.23	55.77	112	54.59	36	148.08	99	0.00	150.00	1.92
TOTAL REVENUES	17.23	55.77	112	54.59	36	148.08	99	0.00	150.00	1.92
EXPENDITURES										
5020 SERVICES	0.00	0.00	0	0.00	0	0.00	0	0.00	17,751.00	17,751.00
TOTAL EXPENDITURES	0.00	0.00	0	0.00	0	0.00	0	0.00	17,751.00	17,751.00
OTHER FINANCING SOURCES (USES)										
TOTAL OTHER FINANCING SOURCES (USES)	0.00	0.00		0.00		0.00		0.00	0.00	0.00
NET CHANGE IN FUND BALANCE	17.23	55.77		54.59		148.08		0.00	-17,601.00	-17,749.08



FUND DEPT 4074-010 : 2003 NURS HM BOND DBT SRV - COUNTY BOARD

4/11/2024 9:31:14 AM

PERIOD ENDING 3/31/2024

	ACTUAL LAST YEAR			ACTUAL THIS YEAR				ENCUMBRANCE	BUDGET	UNENCUMBERED BALANCE
	CURRENT MONTH	YEAR TO DATE	%	CURRENT MONTH	%	YEAR TO DATE	%			
REVENUES										
TOTAL REVENUES	0.00	0.00	0	0.00	0	0.00	0	0.00	0.00	0.00
EXPENDITURES										
TOTAL EXPENDITURES	0.00	0.00	0	0.00	0	0.00	0	0.00	0.00	0.00
OTHER FINANCING SOURCES (USES)										
TOTAL OTHER FINANCING SOURCES (USES)	0.00	0.00		0.00		0.00		0.00	0.00	0.00
NET CHANGE IN FUND BALANCE	0.00	0.00		0.00		0.00		0.00	0.00	0.00



FUND DEPT 4350-010 : HWY FACIL BOND DEBT SERVICE - COUNTY BOARD

4/11/2024 9:31:14 AM

PERIOD ENDING 3/31/2024

	ACTUAL LAST YEAR			ACTUAL THIS YEAR				ENCUMBRANCE	BUDGET	UNENCUMBERED BALANCE
	CURRENT MONTH	YEAR TO DATE	%	CURRENT MONTH	%	YEAR TO DATE	%			
REVENUES										
TOTAL REVENUES	0.00	0.00	0	0.00	0	0.00	0	0.00	0.00	0.00
OTHER FINANCING SOURCES (USES)										
TOTAL OTHER FINANCING SOURCES (USES)	0.00	0.00		0.00		0.00		0.00	0.00	0.00
NET CHANGE IN FUND BALANCE	0.00	0.00		0.00		0.00		0.00	0.00	0.00



FUND DEPT 5081-075 : NURSING HOME - GENERAL COUNTY

4/11/2024 9:31:14 AM

PERIOD ENDING 3/31/2024

	ACTUAL LAST YEAR			ACTUAL THIS YEAR				ENCUMBRANCE	BUDGET	UNENCUMBERED BALANCE
	CURRENT MONTH	YEAR TO DATE	%	CURRENT MONTH	%	YEAR TO DATE	%			
OTHER FINANCING SOURCES (USES)										
TOTAL OTHER FINANCING SOURCES (USES)	<i>0.00</i>	<i>0.00</i>		<i>0.00</i>		<i>0.00</i>		<i>0.00</i>	<i>0.00</i>	<i>0.00</i>
NET CHANGE IN FUND BALANCE	0.00	0.00		0.00		0.00		0.00	0.00	0.00



FUND DEPT 5081-120 : NURSING HOME - EMPLOYEE GROUP INSURANCE

4/11/2024 9:31:14 AM

PERIOD ENDING 3/31/2024

	ACTUAL LAST YEAR			ACTUAL THIS YEAR				ENCUMBRANCE	BUDGET	UNENCUMBERED BALANCE
	CURRENT MONTH	YEAR TO DATE	%	CURRENT MONTH	%	YEAR TO DATE	%			
OTHER FINANCING SOURCES (USES)										
TOTAL OTHER FINANCING SOURCES (USES)	<i>0.00</i>	<i>0.00</i>		<i>0.00</i>		<i>0.00</i>		<i>0.00</i>	<i>0.00</i>	<i>0.00</i>
NET CHANGE IN FUND BALANCE	0.00	0.00		0.00		0.00		0.00	0.00	0.00



FUND DEPT 5081-405 : NURSING HOME - NURSING HOME TRANSITION

4/11/2024 9:31:14 AM

PERIOD ENDING 3/31/2024

	ACTUAL LAST YEAR			ACTUAL THIS YEAR				ENCUMBRANCE	BUDGET	UNENCUMBERED BALANCE
	CURRENT MONTH	YEAR TO DATE	%	CURRENT MONTH	%	YEAR TO DATE	%			
REVENUES										
TOTAL REVENUES	0.00	0.00	0	0.00	0	0.00	0	0.00	0.00	0.00
EXPENDITURES										
TOTAL EXPENDITURES	0.00	0.00	0	0.00	0	0.00	0	0.00	0.00	0.00
OTHER FINANCING SOURCES (USES)										
TOTAL OTHER FINANCING SOURCES (USES)	0.00	0.00		0.00		0.00		0.00	0.00	0.00
NET CHANGE IN FUND BALANCE	0.00	0.00		0.00		0.00		0.00	0.00	0.00



FUND DEPT 5081-410 : NURSING HOME - ADMINISTRATIVE

4/11/2024 9:31:14 AM

PERIOD ENDING 3/31/2024

	ACTUAL LAST YEAR			ACTUAL THIS YEAR				ENCUMBRANCE	BUDGET	UNENCUMBERED BALANCE
	CURRENT MONTH	YEAR TO DATE	%	CURRENT MONTH	%	YEAR TO DATE	%			
REVENUES										
4008 INVESTMENT EARNINGS	376.65	1,037.66	259	358.33	143	1,047.27	419	0.00	250.00	-797.27
TOTAL REVENUES	376.65	1,037.66	259	358.33	143	1,047.27	419	0.00	250.00	-797.27
EXPENDITURES										
5020 SERVICES	9,210.80	21,218.60	13	15,271.30	13	19,774.55	17	0.00	114,057.00	94,282.45
TOTAL EXPENDITURES	9,210.80	21,218.60	13	15,271.30	13	19,774.55	17	0.00	114,057.00	94,282.45
OTHER FINANCING SOURCES (USES)										
TOTAL OTHER FINANCING SOURCES (USES)	0.00	0.00		0.00		0.00		0.00	0.00	0.00
NET CHANGE IN FUND BALANCE	-8,834.15	-20,180.94		-14,912.97		-18,727.28		0.00	-113,807.00	-95,079.72



FUND DEPT 5081-415 : NURSING HOME - ENVIRONMENTAL SERVICES

4/11/2024 9:31:14 AM

PERIOD ENDING 3/31/2024

	ACTUAL LAST YEAR			ACTUAL THIS YEAR				ENCUMBRANCE	BUDGET	UNENCUMBERED BALANCE
	CURRENT MONTH	YEAR TO DATE	%	CURRENT MONTH	%	YEAR TO DATE	%			
EXPENDITURES										
TOTAL EXPENDITURES	0.00	0.00	0	0.00	0	0.00	0	0.00	0.00	0.00
NET CHANGE IN FUND BALANCE	0.00	0.00		0.00		0.00		0.00	0.00	0.00



FUND DEPT 5081-420 : NURSING HOME - LAUNDRY

4/11/2024 9:31:14 AM

PERIOD ENDING 3/31/2024

	ACTUAL LAST YEAR			ACTUAL THIS YEAR				ENCUMBRANCE	BUDGET	UNENCUMBERED BALANCE
	CURRENT MONTH	YEAR TO DATE	%	CURRENT MONTH	%	YEAR TO DATE	%			
EXPENDITURES										
TOTAL EXPENDITURES	0.00	0.00	0	0.00	0	0.00	0	0.00	0.00	0.00
NET CHANGE IN FUND BALANCE	0.00	0.00		0.00		0.00		0.00	0.00	0.00



FUND DEPT 5081-425 : NURSING HOME - MAINTENANCE

4/11/2024 9:31:14 AM

PERIOD ENDING 3/31/2024

	ACTUAL LAST YEAR			ACTUAL THIS YEAR				ENCUMBRANCE	BUDGET	UNENCUMBERED BALANCE
	CURRENT MONTH	YEAR TO DATE	%	CURRENT MONTH	%	YEAR TO DATE	%			
EXPENDITURES										
TOTAL EXPENDITURES	0.00	0.00	0	0.00	0	0.00	0	0.00	0.00	0.00
NET CHANGE IN FUND BALANCE	0.00	0.00		0.00		0.00		0.00	0.00	0.00



FUND DEPT 5081-430 : NURSING HOME - NURSING SERVICES

4/11/2024 9:31:14 AM

PERIOD ENDING 3/31/2024

	ACTUAL LAST YEAR			ACTUAL THIS YEAR				ENCUMBRANCE	BUDGET	UNENCUMBERED BALANCE
	CURRENT MONTH	YEAR TO DATE	%	CURRENT MONTH	%	YEAR TO DATE	%			
EXPENDITURES										
TOTAL EXPENDITURES	0.00	0.00	0	0.00	0	0.00	0	0.00	0.00	0.00
NET CHANGE IN FUND BALANCE	0.00	0.00		0.00		0.00		0.00	0.00	0.00



FUND DEPT 5081-440 : NURSING HOME - ACTIVITIES

4/11/2024 9:31:14 AM

PERIOD ENDING 3/31/2024

	ACTUAL LAST YEAR			ACTUAL THIS YEAR				ENCUMBRANCE	BUDGET	UNENCUMBERED BALANCE
	CURRENT MONTH	YEAR TO DATE	%	CURRENT MONTH	%	YEAR TO DATE	%			
EXPENDITURES										
TOTAL EXPENDITURES	0.00	0.00	0	0.00	0	0.00	0	0.00	0.00	0.00
NET CHANGE IN FUND BALANCE	0.00	0.00		0.00		0.00		0.00	0.00	0.00



FUND DEPT 5081-441 : NURSING HOME - SOCIAL SERVICES

4/11/2024 9:31:14 AM

PERIOD ENDING 3/31/2024

	ACTUAL LAST YEAR			ACTUAL THIS YEAR				ENCUMBRANCE	BUDGET	UNENCUMBERED BALANCE
	CURRENT MONTH	YEAR TO DATE	%	CURRENT MONTH	%	YEAR TO DATE	%			
EXPENDITURES										
TOTAL EXPENDITURES	0.00	0.00	0	0.00	0	0.00	0	0.00	0.00	0.00
NET CHANGE IN FUND BALANCE	0.00	0.00		0.00		0.00		0.00	0.00	0.00



FUND DEPT 5081-445 : NURSING HOME - PHYSICAL THERAPY

4/11/2024 9:31:14 AM

PERIOD ENDING 3/31/2024

	ACTUAL LAST YEAR			ACTUAL THIS YEAR				ENCUMBRANCE	BUDGET	UNENCUMBERED BALANCE
	CURRENT MONTH	YEAR TO DATE	%	CURRENT MONTH	%	YEAR TO DATE	%			
EXPENDITURES										
TOTAL EXPENDITURES	0.00	0.00	0	0.00	0	0.00	0	0.00	0.00	0.00
NET CHANGE IN FUND BALANCE	0.00	0.00		0.00		0.00		0.00	0.00	0.00



FUND DEPT 5081-446 : NURSING HOME - OCCUPATIONAL THERAPY

4/11/2024 9:31:14 AM

PERIOD ENDING 3/31/2024

	ACTUAL LAST YEAR			ACTUAL THIS YEAR				ENCUMBRANCE	BUDGET	UNENCUMBERED BALANCE
	CURRENT MONTH	YEAR TO DATE	%	CURRENT MONTH	%	YEAR TO DATE	%			
EXPENDITURES										
TOTAL EXPENDITURES	0.00	0.00	0	0.00	0	0.00	0	0.00	0.00	0.00
NET CHANGE IN FUND BALANCE	0.00	0.00		0.00		0.00		0.00	0.00	0.00



FUND DEPT 5081-447 : NURSING HOME - RESPIRATORY THERAPY

4/11/2024 9:31:14 AM

PERIOD ENDING 3/31/2024

	ACTUAL LAST YEAR			ACTUAL THIS YEAR				ENCUMBRANCE	BUDGET	UNENCUMBERED BALANCE
	CURRENT MONTH	YEAR TO DATE	%	CURRENT MONTH	%	YEAR TO DATE	%			
EXPENDITURES										
TOTAL EXPENDITURES	0.00	0.00	0	0.00	0	0.00	0	0.00	0.00	0.00
NET CHANGE IN FUND BALANCE	0.00	0.00		0.00		0.00		0.00	0.00	0.00



FUND DEPT 5081-448 : NURSING HOME - SPEECH THERAPY

4/11/2024 9:31:14 AM

PERIOD ENDING 3/31/2024

	ACTUAL LAST YEAR			ACTUAL THIS YEAR				ENCUMBRANCE	BUDGET	UNENCUMBERED BALANCE
	CURRENT MONTH	YEAR TO DATE	%	CURRENT MONTH	%	YEAR TO DATE	%			
EXPENDITURES										
TOTAL EXPENDITURES	0.00	0.00	0	0.00	0	0.00	0	0.00	0.00	0.00
NET CHANGE IN FUND BALANCE	0.00	0.00		0.00		0.00		0.00	0.00	0.00



FUND DEPT 5081-450 : NURSING HOME - DIETARY

4/11/2024 9:31:14 AM

PERIOD ENDING 3/31/2024

	ACTUAL LAST YEAR			ACTUAL THIS YEAR				ENCUMBRANCE	BUDGET	UNENCUMBERED BALANCE
	CURRENT MONTH	YEAR TO DATE	%	CURRENT MONTH	%	YEAR TO DATE	%			
EXPENDITURES										
TOTAL EXPENDITURES	0.00	0.00	0	0.00	0	0.00	0	0.00	0.00	0.00
NET CHANGE IN FUND BALANCE	0.00	0.00		0.00		0.00		0.00	0.00	0.00



FUND DEPT 5081-455 : NURSING HOME - BEAUTY SHOP

4/11/2024 9:31:14 AM

PERIOD ENDING 3/31/2024

	ACTUAL LAST YEAR			ACTUAL THIS YEAR				ENCUMBRANCE	BUDGET	UNENCUMBERED BALANCE
	CURRENT MONTH	YEAR TO DATE	%	CURRENT MONTH	%	YEAR TO DATE	%			
EXPENDITURES										
TOTAL EXPENDITURES	0.00	0.00	0	0.00	0	0.00	0	0.00	0.00	0.00
NET CHANGE IN FUND BALANCE	0.00	0.00		0.00		0.00		0.00	0.00	0.00



FUND DEPT 5081-460 : NURSING HOME - ADULT DAY CARE

4/11/2024 9:31:14 AM

PERIOD ENDING 3/31/2024

	ACTUAL LAST YEAR			ACTUAL THIS YEAR				ENCUMBRANCE	BUDGET	UNENCUMBERED BALANCE
	CURRENT MONTH	YEAR TO DATE	%	CURRENT MONTH	%	YEAR TO DATE	%			
EXPENDITURES										
TOTAL EXPENDITURES	0.00	0.00	0	0.00	0	0.00	0	0.00	0.00	0.00
NET CHANGE IN FUND BALANCE	0.00	0.00		0.00		0.00		0.00	0.00	0.00



FUND DEPT 5081-462 : NURSING HOME - ALZHEIMERS UNIT

4/11/2024 9:31:14 AM

PERIOD ENDING 3/31/2024

	ACTUAL LAST YEAR			ACTUAL THIS YEAR				ENCUMBRANCE	BUDGET	UNENCUMBERED BALANCE
	CURRENT MONTH	YEAR TO DATE	%	CURRENT MONTH	%	YEAR TO DATE	%			
EXPENDITURES										
TOTAL EXPENDITURES	0.00	0.00	0	0.00	0	0.00	0	0.00	0.00	0.00
NET CHANGE IN FUND BALANCE	0.00	0.00		0.00		0.00		0.00	0.00	0.00



FUND DEPT 6476-118 : SELF-FUNDED INSURANCE - PROPERTY/LIABILITY INSUR

4/11/2024 9:31:14 AM

PERIOD ENDING 3/31/2024

	ACTUAL LAST YEAR			ACTUAL THIS YEAR				ENCUMBRANCE	BUDGET	UNENCUMBERED BALANCE
	CURRENT MONTH	YEAR TO DATE	%	CURRENT MONTH	%	YEAR TO DATE	%			
REVENUES										
4007 CHARGES FOR SERVICES	0.00	0.00	0	0.00	0	0.00	0	0.00	1,774,072.00	1,774,072.00
4009 MISCELLANEOUS REVENUES	678.50	678.50	0	0.00	0	0.00	0	0.00	0.00	0.00
TOTAL REVENUES	678.50	678.50	0	0.00	0	0.00	0	0.00	1,774,072.00	1,774,072.00
EXPENDITURES										
5020 SERVICES	182,110.41	324,579.53	18	81,441.69	5	241,609.78	14	0.00	1,768,000.00	1,526,390.22
TOTAL EXPENDITURES	182,110.41	324,579.53	18	81,441.69	5	241,609.78	14	0.00	1,768,000.00	1,526,390.22
OTHER FINANCING SOURCES (USES)										
7001 OTHER FINANCING USES	0.00	0.00	0	0.00	0	0.00	0	0.00	-6,072.00	-6,072.00
TOTAL OTHER FINANCING SOURCES (USES)	0.00	0.00		0.00		0.00		0.00	-6,072.00	-6,072.00
NET CHANGE IN FUND BALANCE	-181,431.91	-323,901.03		-81,441.69		-241,609.78		0.00	0.00	241,609.78



FUND DEPT 6476-119 : SELF-FUNDED INSURANCE - WORKERS COMP INSURANCE

4/11/2024 9:31:14 AM

PERIOD ENDING 3/31/2024

	ACTUAL LAST YEAR			ACTUAL THIS YEAR				ENCUMBRANCE	BUDGET	UNENCUMBERED BALANCE
	CURRENT MONTH	YEAR TO DATE	%	CURRENT MONTH	%	YEAR TO DATE	%			
REVENUES										
4007 CHARGES FOR SERVICES	104,615.16	175,918.22	18	214,830.32	20	313,678.76	30	0.00	1,060,194.00	746,515.24
4008 INVESTMENT EARNINGS	6,502.38	25,275.14	506	13,232.32	33	33,680.02	84	0.00	40,000.00	6,319.98
TOTAL REVENUES	111,117.54	201,193.36	20	228,062.64	21	347,358.78	32	0.00	1,100,194.00	752,835.22
EXPENDITURES										
5003 FRINGE BENEFITS	71,510.12	241,317.81	25	51,216.19	5	145,984.05	14	0.00	1,048,000.00	902,015.95
5010 COMMODITIES	0.00	0.00	0	0.00	0	0.00	0	0.00	50.00	50.00
TOTAL EXPENDITURES	71,510.12	241,317.81	25	51,216.19	5	145,984.05	14	0.00	1,048,050.00	902,065.95
OTHER FINANCING SOURCES (USES)										
7001 OTHER FINANCING USES	0.00	0.00	0	0.00	0	0.00	0	0.00	-12,144.00	-12,144.00
TOTAL OTHER FINANCING SOURCES (USES)	0.00	0.00		0.00		0.00		0.00	-12,144.00	-12,144.00
NET CHANGE IN FUND BALANCE	39,607.42	-40,124.45		176,846.45		201,374.73		0.00	40,000.00	-161,374.73



FUND DEPT 6620-120 : HEALTH-LIFE INSURANCE - EMPLOYEE GROUP INSURANCE

4/11/2024 9:31:14 AM

PERIOD ENDING 3/31/2024

	ACTUAL LAST YEAR			ACTUAL THIS YEAR				ENCUMBRANCE	BUDGET	UNENCUMBERED BALANCE
	CURRENT MONTH	YEAR TO DATE	%	CURRENT MONTH	%	YEAR TO DATE	%			
REVENUES										
4007 CHARGES FOR SERVICES	4,584.32	13,654.16	0	0.00	0	0.00	0	0.00	60,780.00	60,780.00
4008 INVESTMENT EARNINGS	593.63	2,465.08	123 3	486.95	19	4,284.62	171	0.00	2,500.00	-1,784.62
TOTAL REVENUES	5,177.95	16,119.24	0	486.95	1	4,284.62	7	0.00	63,280.00	58,995.38
EXPENDITURES										
5003 FRINGE BENEFITS	0.00	3,271.38	0	-189.75	0	-189.75	0	0.00	0.00	189.75
5010 COMMODITIES	0.00	540.50	100	0.00	0	0.00	0	0.00	600.00	600.00
5020 SERVICES	50,000.00	50,000.00	86	0.00	0	200.00	0	0.00	70,679.00	70,479.00
TOTAL EXPENDITURES	50,000.00	53,811.88	1	-189.75	0	10.25	0	0.00	71,279.00	71,268.75
OTHER FINANCING SOURCES (USES)										
TOTAL OTHER FINANCING SOURCES (USES)	0.00	0.00		0.00		0.00		0.00	0.00	0.00
NET CHANGE IN FUND BALANCE	-44,822.05	-37,692.64		676.70		4,274.37		0.00	-7,999.00	-12,273.37



FUND DEPT 7086-060 : TOWNSHIP MOTOR FUEL TAX - HIGHWAY

4/11/2024 9:31:14 AM

PERIOD ENDING 3/31/2024

	ACTUAL LAST YEAR			ACTUAL THIS YEAR				ENCUMBRANCE	BUDGET	UNENCUMBERED BALANCE
	CURRENT MONTH	YEAR TO DATE	%	CURRENT MONTH	%	YEAR TO DATE	%			
REVENUES										
4004 INTERGOVERNMENTAL REVENUE	251,360.82	584,565.27	0	278,885.12	0	619,240.25	0	0.00	0.00	-619,240.25
4008 INVESTMENT EARNINGS	14,210.65	42,870.75	0	10,368.86	0	34,361.07	0	0.00	0.00	-34,361.07
TOTAL REVENUES	265,571.47	627,436.02	0	289,253.98	0	653,601.32	0	0.00	0.00	-653,601.32
EXPENDITURES										
5010 COMMODITIES	0.00	0.00	0	64,867.02	2	173,227.02	4	0.00	4,000,000.00	3,826,772.98
5020 SERVICES	14,231.88	32,773.64	1	0.00	0	173,000.66	17	0.00	1,000,000.00	826,999.34
TOTAL EXPENDITURES	14,231.88	32,773.64	1	64,867.02	1	346,227.68	7	0.00	5,000,000.00	4,653,772.32
NET CHANGE IN FUND BALANCE	251,339.59	594,662.38		224,386.96		307,373.64		0.00	-5,000,000.00	-5,307,373.64



FUND DEPT 7087-060 : TOWNSHIP BRIDGE - HIGHWAY

4/11/2024 9:31:14 AM

PERIOD ENDING 3/31/2024

	ACTUAL LAST YEAR			ACTUAL THIS YEAR				ENCUMBRANCE	BUDGET	UNENCUMBERED BALANCE
	CURRENT MONTH	YEAR TO DATE	%	CURRENT MONTH	%	YEAR TO DATE	%			
REVENUES										
4008 INVESTMENT EARNINGS	3.28	73.07	0	3.91	0	13.62	0	0.00	0.00	-13.62
TOTAL REVENUES	3.28	73.07	0	3.91	0	13.62	0	0.00	0.00	-13.62
EXPENDITURES										
TOTAL EXPENDITURES	0.00	0.00	0	0.00	0	0.00	0	0.00	0.00	0.00
NET CHANGE IN FUND BALANCE	3.28	73.07		3.91		13.62		0.00	0.00	-13.62



FUND DEPT 7097-026 : ESTATE - COUNTY TREASURER

4/11/2024 9:31:14 AM

PERIOD ENDING 3/31/2024

	ACTUAL LAST YEAR			ACTUAL THIS YEAR				ENCUMBRANCE	BUDGET	UNENCUMBERED BALANCE
	CURRENT MONTH	YEAR TO DATE	%	CURRENT MONTH	%	YEAR TO DATE	%			
REVENUES										
TOTAL REVENUES	0.00	0.00	0	0.00	0	0.00	0	0.00	0.00	0.00
NET CHANGE IN FUND BALANCE	0.00	0.00		0.00		0.00		0.00	0.00	0.00



FUND DEPT 7667-026 : PROPERTY CONDEMNATIONS - COUNTY TREASURER

4/11/2024 9:31:14 AM

PERIOD ENDING 3/31/2024

	ACTUAL LAST YEAR			ACTUAL THIS YEAR				ENCUMBRANCE	BUDGET	UNENCUMBERED BALANCE
	CURRENT MONTH	YEAR TO DATE	%	CURRENT MONTH	%	YEAR TO DATE	%			
REVENUES										
TOTAL REVENUES	0.00	0.00	0	0.00	0	0.00	0	0.00	0.00	0.00
OTHER FINANCING SOURCES (USES)										
TOTAL OTHER FINANCING SOURCES (USES)	0.00	0.00		0.00		0.00		0.00	0.00	0.00
NET CHANGE IN FUND BALANCE	0.00	0.00		0.00		0.00		0.00	0.00	0.00



FUND DEPT 7687-040 : SHERIFF FORECLOSURES - SHERIFF

4/11/2024 9:31:14 AM

PERIOD ENDING 3/31/2024

	ACTUAL LAST YEAR			ACTUAL THIS YEAR				ENCUMBRANCE	BUDGET	UNENCUMBERED BALANCE
	CURRENT MONTH	YEAR TO DATE	%	CURRENT MONTH	%	YEAR TO DATE	%			
REVENUES										
4008 INVESTMENT EARNINGS	-37.09	0.00	0	0.00	0	0.00	0	0.00	0.00	0.00
TOTAL REVENUES	-37.09	0.00	0	0.00	0	0.00	0	0.00	0.00	0.00
OTHER FINANCING SOURCES (USES)										
6001 OTHER FINANCING SOURCES	261,321.68	917,009.42	0	0.00	0	0.00	0	0.00	0.00	0.00
TOTAL OTHER FINANCING SOURCES (USES)	261,321.68	917,009.42		0.00		0.00		0.00	0.00	0.00
NET CHANGE IN FUND BALANCE	261,284.59	917,009.42		0.00		0.00		0.00	0.00	0.00



FUND DEPT 7699-020 : GARNISHMENTS - AUDITOR

4/11/2024 9:31:14 AM

PERIOD ENDING 3/31/2024

	ACTUAL LAST YEAR			ACTUAL THIS YEAR				ENCUMBRANCE	BUDGET	UNENCUMBERED BALANCE
	CURRENT MONTH	YEAR TO DATE	%	CURRENT MONTH	%	YEAR TO DATE	%			
REVENUES										
<i>TOTAL REVENUES</i>	<i>0.00</i>	<i>0.00</i>	<i>0</i>	<i>0.00</i>	<i>0</i>	<i>0.00</i>	<i>0</i>	<i>0.00</i>	<i>0.00</i>	<i>0.00</i>
OTHER FINANCING SOURCES (USES)										
<i>TOTAL OTHER FINANCING SOURCES (USES)</i>	<i>0.00</i>	<i>0.00</i>		<i>0.00</i>		<i>0.00</i>		<i>0.00</i>	<i>0.00</i>	<i>0.00</i>
NET CHANGE IN FUND BALANCE	0.00	0.00		0.00		0.00		0.00	0.00	0.00



PERIOD ENDING 3/31/2024

	ACTUAL LAST YEAR			ACTUAL THIS YEAR				ENCUMBRANCE	BUDGET	UNENCUMBERED BALANCE
	CURRENT MONTH	YEAR TO DATE	%	CURRENT MONTH	%	YEAR TO DATE	%			
REVENUES										
4004 INTERGOVERNMENTAL REVENUE	0.00	0.00	0	36,014.00	6	36,014.00	6	0.00	572,082.00	536,068.00
4007 CHARGES FOR SERVICES	0.00	724.46	1	0.00	0	0.00	0	0.00	62,500.00	62,500.00
4008 INVESTMENT EARNINGS	890.22	3,805.48	761	1,435.35	13	5,110.30	46	0.00	11,000.00	5,889.70
4009 MISCELLANEOUS REVENUES	0.00	0.00	0	154.00	1	154.00	1	0.00	12,500.00	12,346.00
TOTAL REVENUES	890.22	4,529.94	1	37,603.35	6	41,278.30	6	0.00	658,082.00	616,803.70
EXPENDITURES										
5001 SALARIES AND WAGES	27,595.84	92,577.77	22	28,449.47	7	77,823.42	19	0.00	419,154.00	341,330.58
5003 FRINGE BENEFITS	6,550.24	20,521.64	16	11,658.27	9	20,967.98	16	0.00	129,475.00	108,507.02
5010 COMMODITIES	6.97	1,362.99	28	-90.00	-2	-90.00	-2	0.00	5,450.00	5,540.00
5020 SERVICES	2,433.94	4,224.21	11	428.43	1	2,282.83	6	0.00	40,300.00	38,017.17
8000 CAPITAL OUTLAY	0.00	0.00	0	0.00	0	0.00	0	0.00	15,000.00	15,000.00
TOTAL EXPENDITURES	36,586.99	118,686.61	20	40,446.17	7	100,984.23	17	0.00	609,379.00	508,394.77
OTHER FINANCING SOURCES (USES)										
7001 OTHER FINANCING USES	0.00	0.00	0	0.00	0	0.00	0	0.00	-63,500.00	-63,500.00
TOTAL OTHER FINANCING SOURCES (USES)	0.00	0.00		0.00		0.00		0.00	-63,500.00	-63,500.00
NET CHANGE IN FUND BALANCE	-35,696.77	-114,156.67		-2,842.82		-59,705.93		0.00	-14,797.00	44,908.93



FUND DEPT 8850-112 : GEOG INF SYS JOINT VENTUR - CAPITAL/TECHNOLOGY PURCH

4/11/2024 9:31:14 AM

PERIOD ENDING 3/31/2024

	ACTUAL LAST YEAR			ACTUAL THIS YEAR				ENCUMBRANCE	BUDGET	UNENCUMBERED BALANCE
	CURRENT MONTH	YEAR TO DATE	%	CURRENT MONTH	%	YEAR TO DATE	%			
REVENUES										
TOTAL REVENUES	0.00	0.00	0	0.00	0	0.00	0	0.00	0.00	0.00
EXPENDITURES										
5010 COMMODITIES	1,328.34	1,472.21	98	0.00	0	250.82	4	0.00	5,750.00	5,499.18
5020 SERVICES	30,089.76	39,223.43	64	8,342.33	12	9,038.60	13	0.00	69,875.00	60,836.40
8000 CAPITAL OUTLAY	0.00	0.00	0	0.00	0	0.00	0	0.00	12,000.00	12,000.00
TOTAL EXPENDITURES	31,418.10	40,695.64	57	8,342.33	10	9,289.42	11	0.00	87,625.00	78,335.58
OTHER FINANCING SOURCES (USES)										
6001 OTHER FINANCING SOURCES	0.00	0.00	0	0.00	0	0.00	0	0.00	60,500.00	60,500.00
TOTAL OTHER FINANCING SOURCES (USES)	0.00	0.00		0.00		0.00		0.00	60,500.00	60,500.00
NET CHANGE IN FUND BALANCE	-31,418.10	-40,695.64		-8,342.33		-9,289.42		0.00	-27,125.00	-17,835.58



FUND DEPT 8850-672 : GEOG INF SYS JOINT VENTUR - AERIAL PHOTOGRAPHY PROJ

4/11/2024 9:31:14 AM

PERIOD ENDING 3/31/2024

	ACTUAL LAST YEAR			ACTUAL THIS YEAR				ENCUMBRANCE	BUDGET	UNENCUMBERED BALANCE
	CURRENT MONTH	YEAR TO DATE	%	CURRENT MONTH	%	YEAR TO DATE	%			
REVENUES										
4004 INTERGOVERNMENTAL REVENUE	0.00	0.00	0	2,896.00	9	2,896.00	9	0.00	31,750.00	28,854.00
TOTAL REVENUES	0.00	0.00	0	2,896.00	9	2,896.00	9	0.00	31,750.00	28,854.00
EXPENDITURES										
TOTAL EXPENDITURES	0.00	0.00	0	0.00	0	0.00	0	0.00	0.00	0.00
NET CHANGE IN FUND BALANCE	0.00	0.00		2,896.00		2,896.00		0.00	31,750.00	28,854.00