

Slide 1

### CARES Act Grant Agreement

- **Budget:**
  - Wages and salaries = 66% of total costs
  - Maintenance and fuel = 23% of total costs
  - Total = \$579,840
- **No local match required**
- **Replaces lost revenue**
  - C-CARTS went fare-free as of March 18<sup>th</sup>
- **Application was approved in April 2020 by County Board**
- **No expiration date on funds**

---

---

---

---

---

---

---

---

---

---

Slide 2

### FY2020 Expended Funds

Quarter	DOAP (State)	5311 (Federal)
Quarter 1	\$69,031	\$79,738
Quarter 2	\$97,220	\$74,133
Quarter 3	\$29,948	--
Quarter 4	\$8,264	--
<b>Total</b>	<b>\$204,463</b>	<b>\$153,871</b>

- **Total Expended Grant Funds FY20 = \$358,334**
  - 44% of allocated grant amounts

---

---

---

---

---

---

---

---

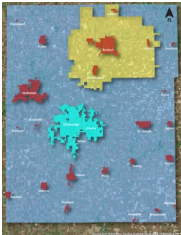
---

---

Slide 3

### C-CARTS Service

- **Hours of Operation:**
  - Monday - Friday, 6am - 6pm
- **No change in service hours**
- **Fare-free as of March 18<sup>th</sup> through the pandemic**
- **Fares**
  - 12 and under: \$1
  - 60 and over: \$2
  - 12 to 60: \$5
  - Fare depends on location and destination



---

---

---

---

---

---

---

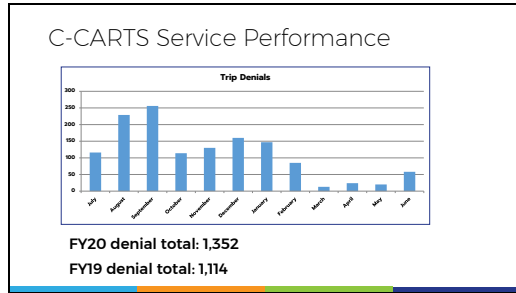
---

---

---



Slide 7



---

---

---

---

---

---

---

---

---

---

Slide 8

### C-CARTS Service Performance

- FY20 Ridership total: 31,535**
  - 1% increase from FY19
- Average trips per day**
  - Demand-response: 56
    - 26% drop from FY19
    - Can be attributed to COVID-19
  - Deviated-fixed route: 69
    - 18% trip per day increase from FY19
- Demand-response**
  - Main trip types**
    - Employment: 33%
    - Medical: 26%
    - Increase in social types
  - Lift use: 19%**
    - Slightly greater than last year
  - Passengers over 60: 70%**
    - 23% increase from FY19
  - Total registered riders: 3,225**
    - 7% increase

---

---

---

---

---

---

---

---


---

---

Slide 9

### Vehicle Inventory

- Currently have 15 vehicles
- Received three 14-passenger on June 19<sup>th</sup>
- Will receive four new buses from 5339b funding this fiscal year
  - 3 replacements and 1 expansion



---

---

---

---

---

---

---


---

---

---

Slide 10

### Service Contracts & Local Match



- **Village of Rantoul pays \$112,200 annually**
  - One percent increase
  - Expires October 2020
- **Guaranteed money toward local match = increased amount of state**

---

---

---

---

---

---

---

---


---

---

Slide 11

### Ideal Future Implementations

- **Extended service hours**
  - Especially to accommodate third shift
- **More deviated-fixed routes**
- **Punch cards**
- **Free trips for veterans**



---

---

---

---

---

---

---

---

---

---

Slide 12

### Vehicle Lease Agreement

- **Agreement goes FY21 to FY23**
  - Or until new vehicles are acquired
- **MTD pays \$1 a year to lease vehicles**
- **Agreement changes**
  - 4 buses removed
  - 3 new buses added on June 19<sup>th</sup>
  - Added FTA Uniform Administration Requirements
    - Directed by auditor

---

---

---

---

---

---

---

---

---

---

Intergovernmental Agreement

- **Added Section 8, Item B:**
  - "The USDOT and FTA requirements' 2 CFR § 200, Uniform Administrative Requirements, Cost Principles, and Audit Requirements for Federal Awards, which requires that recipients to ensure that all subrecipients and contractors clearly understand all Federal requirements."
- **Requested by FTA auditor**
- **No other changes**

---

---

---

---

---

---

---

---