



**FUND DEPT 1080-000 : GENERAL CORPORATE - UNDEFINED**

7/11/2022 11:51:06 AM

**PERIOD ENDING 6/30/2022**

	ACTUAL LAST YEAR			ACTUAL THIS YEAR				ENCUMBRANCE	BUDGET	UNENCUMBERED BALANCE
	CURRENT MONTH	YEAR TO DATE	%	CURRENT MONTH	%	YEAR TO DATE	%			
<b>REVENUES</b>										
<b>TOTAL REVENUES</b>	0.00	0.00	0	0.00	0	0.00	0	0.00	0.00	0.00
<b>NET CHANGE IN FUND BALANCE</b>	0.00	0.00		0.00		0.00		0.00	0.00	0.00



FUND DEPT 1080-010 : GENERAL CORPORATE - COUNTY BOARD

7/11/2022 11:51:06 AM

PERIOD ENDING 6/30/2022

	ACTUAL LAST YEAR			ACTUAL THIS YEAR				ENCUMBRANCE	BUDGET	UNENCUMBERED BALANCE
	CURRENT MONTH	YEAR TO DATE	%	CURRENT MONTH	%	YEAR TO DATE	%			
<b>REVENUES</b>										
4006 LICENSES AND PERMITS	2,905.00	29,050.00	112	0.00	0	0.00	0	0.00	28,000.00	28,000.00
4007 CHARGES FOR SERVICES	4.55	16.46	5	0.00	0	0.00	0	0.00	300.00	300.00
4009 MISCELLANEOUS REVENUES	0.00	800.00	80	0.00	0	800.00	80	0.00	1,000.00	200.00
4010 RENTS AND ROYALTIES	0.00	77,820.01	20	0.00	0	77,690.00	20	0.00	396,000.00	318,310.00
<b>TOTAL REVENUES</b>	<b>2,909.55</b>	<b>107,686.47</b>	<b>26</b>	<b>0.00</b>	<b>0</b>	<b>78,490.00</b>	<b>18</b>	<b>0.00</b>	<b>425,300.00</b>	<b>346,810.00</b>
<b>EXPENDITURES</b>										
5001 SALARIES AND WAGES	1,301.54	30,778.48	34	3,503.08	3	24,918.48	21	0.00	119,000.00	94,081.52
5003 FRINGE BENEFITS	0.00	0.00	0	0.00	0	0.00	0	0.00	4,000.00	4,000.00
5010 COMMODITIES	0.00	0.00	0	7.08	1	31.82	5	0.00	600.00	568.18
5020 SERVICES	2,163.30	65,180.83	52	806.88	1	59,902.19	59	0.00	101,435.00	41,532.81
<b>TOTAL EXPENDITURES</b>	<b>3,464.84</b>	<b>95,959.31</b>	<b>44</b>	<b>4,317.04</b>	<b>2</b>	<b>84,852.49</b>	<b>38</b>	<b>0.00</b>	<b>225,035.00</b>	<b>140,182.51</b>
<b>NET CHANGE IN FUND BALANCE</b>	<b>555.29</b>	<b>-11,727.16</b>		<b>4,317.04</b>		<b>6,362.49</b>		<b>0.00</b>	<b>-200,265.00</b>	<b>-206,627.49</b>



FUND DEPT 1080-012 : GENERAL CORPORATE - TORNADO SIRENS

7/11/2022 11:51:06 AM

PERIOD ENDING 6/30/2022

	ACTUAL LAST YEAR			ACTUAL THIS YEAR				ENCUMBRANCE	BUDGET	UNENCUMBERED BALANCE
	CURRENT MONTH	YEAR TO DATE	%	CURRENT MONTH	%	YEAR TO DATE	%			
<b>REVENUES</b>										
4004 INTERGOVERNMENTAL REVENUE	0.00	7,102.33	65	0.00	0	3,990.00	100	0.00	4,000.00	10.00
<b>TOTAL REVENUES</b>	<b>0.00</b>	<b>7,102.33</b>	<b>65</b>	<b>0.00</b>	<b>0</b>	<b>3,990.00</b>	<b>100</b>	<b>0.00</b>	<b>4,000.00</b>	<b>10.00</b>
<b>EXPENDITURES</b>										
5020 SERVICES	0.00	3,800.00	100	0.00	0	3,990.00	100	0.00	4,000.00	10.00
8000 CAPITAL OUTLAY	0.00	7,045.00	100	0.00	0	0.00	0	0.00	0.00	0.00
<b>TOTAL EXPENDITURES</b>	<b>0.00</b>	<b>10,845.00</b>	<b>99</b>	<b>0.00</b>	<b>0</b>	<b>3,990.00</b>	<b>100</b>	<b>0.00</b>	<b>4,000.00</b>	<b>10.00</b>
<b>NET CHANGE IN FUND BALANCE</b>	<b>0.00</b>	<b>3,742.67</b>		<b>0.00</b>		<b>0.00</b>		<b>0.00</b>	<b>0.00</b>	<b>0.00</b>




**FUND DEPT 1080-013 : GENERAL CORPORATE - DEBT SERVICE**

7/11/2022 11:51:06 AM

**PERIOD ENDING 6/30/2022**

	ACTUAL LAST YEAR			ACTUAL THIS YEAR				ENCUMBRANCE	BUDGET	UNENCUMBERED BALANCE
	CURRENT MONTH	YEAR TO DATE	%	CURRENT MONTH	%	YEAR TO DATE	%			
<b>REVENUES</b>										
<b>TOTAL REVENUES</b>	0.00	0.00	0	0.00	0	0.00	0	0.00	0.00	0.00
<b>EXPENDITURES</b>										
<b>TOTAL EXPENDITURES</b>	0.00	0.00	0	0.00	0	0.00	0	0.00	0.00	0.00
<b>OTHER FINANCING SOURCES (USES)</b>										
<b>TOTAL OTHER FINANCING SOURCES (USES)</b>	0.00	0.00		0.00		0.00		0.00	0.00	0.00
<b>NET CHANGE IN FUND BALANCE</b>	0.00	0.00		0.00		0.00		0.00	0.00	0.00



FUND DEPT 1080-016 : GENERAL CORPORATE - ADMINISTRATIVE SERVICES

7/11/2022 11:51:06 AM

PERIOD ENDING 6/30/2022

	ACTUAL LAST YEAR			ACTUAL THIS YEAR				ENCUMBRANCE	BUDGET	UNENCUMBERED BALANCE
	CURRENT MONTH	YEAR TO DATE	%	CURRENT MONTH	%	YEAR TO DATE	%			
<b>REVENUES</b>										
4004 INTERGOVERNMENTAL REVENUE	0.00	4,477.99	56	0.00	0	0.00	0	0.00	7,000.00	7,000.00
4009 MISCELLANEOUS REVENUES	0.00	0.00	0	0.00	0	0.00	0	0.00	3,000.00	3,000.00
<b>TOTAL REVENUES</b>	<b>0.00</b>	<b>4,477.99</b>	<b>41</b>	<b>0.00</b>	<b>0</b>	<b>0.00</b>	<b>0</b>	<b>0.00</b>	<b>10,000.00</b>	<b>10,000.00</b>
<b>EXPENDITURES</b>										
5001 SALARIES AND WAGES	24,376.84	285,784.81	41	52,161.62	7	333,630.41	47	0.00	705,085.00	371,454.59
5010 COMMODITIES	214.98	51,980.57	22	27,137.30	8	139,723.50	43	0.00	322,265.00	182,541.50
5020 SERVICES	805.46	7,831.07	27	3,896.38	13	8,932.42	31	0.00	29,035.00	20,102.58
<b>TOTAL EXPENDITURES</b>	<b>25,397.28</b>	<b>345,596.45</b>	<b>35</b>	<b>83,195.30</b>	<b>8</b>	<b>482,286.33</b>	<b>46</b>	<b>0.00</b>	<b>1,056,385.00</b>	<b>574,098.67</b>
<b>OTHER FINANCING SOURCES (USES)</b>										
6001 OTHER FINANCING SOURCES	1,280.93	3,601.38	13	0.00	0	0.00	0	0.00	28,592.00	28,592.00
<b>TOTAL OTHER FINANCING SOURCES (USES)</b>	<b>1,280.93</b>	<b>3,601.38</b>		<b>0.00</b>		<b>0.00</b>		<b>0.00</b>	<b>28,592.00</b>	<b>28,592.00</b>
<b>NET CHANGE IN FUND BALANCE</b>	<b>24,116.35</b>	<b>337,517.08</b>		<b>83,195.30</b>		<b>482,286.33</b>		<b>0.00</b>	<b>1,017,793.00</b>	<b>535,506.67</b>



**FUND DEPT 1080-017 : GENERAL CORPORATE - COOPERATIVE EXTENSION SRV**

7/11/2022 11:51:06 AM

**PERIOD ENDING 6/30/2022**

	ACTUAL LAST YEAR			ACTUAL THIS YEAR				ENCUMBRANCE	BUDGET	UNENCUMBERED BALANCE
	CURRENT MONTH	YEAR TO DATE	%	CURRENT MONTH	%	YEAR TO DATE	%			
<b>REVENUES</b>										
4001 PROPERTY TAX	235,166.52	235,166.52	54	121,922.94	28	121,922.94	28	0.00	441,499.00	319,576.06
<b>TOTAL REVENUES</b>	<b>235,166.52</b>	<b>235,166.52</b>	<b>54</b>	<b>121,922.94</b>	<b>28</b>	<b>121,922.94</b>	<b>28</b>	<b>0.00</b>	<b>441,499.00</b>	<b>319,576.06</b>
<b>EXPENDITURES</b>										
5020 SERVICES	89,327.50	89,327.50	20	0.00	0	0.00	0	0.00	441,499.00	441,499.00
<b>TOTAL EXPENDITURES</b>	<b>89,327.50</b>	<b>89,327.50</b>	<b>20</b>	<b>0.00</b>	<b>0</b>	<b>0.00</b>	<b>0</b>	<b>0.00</b>	<b>441,499.00</b>	<b>441,499.00</b>
<b>NET CHANGE IN FUND BALANCE</b>	<b>-145,839.02</b>	<b>-145,839.02</b>		<b>-121,922.94</b>		<b>-121,922.94</b>		<b>0.00</b>	<b>0.00</b>	<b>121,922.94</b>




FUND DEPT 1080-020 : GENERAL CORPORATE - AUDITOR

7/11/2022 11:51:06 AM

PERIOD ENDING 6/30/2022

	ACTUAL LAST YEAR			ACTUAL THIS YEAR				ENCUMBRANCE	BUDGET	UNENCUMBERED BALANCE
	CURRENT MONTH	YEAR TO DATE	%	CURRENT MONTH	%	YEAR TO DATE	%			
<b>REVENUES</b>										
4004 INTERGOVERNMENTAL REVENUE	0.00	6,500.00	100	0.00	0	6,500.00	100	0.00	6,500.00	0.00
4007 CHARGES FOR SERVICES	0.00	0.00	0	0.00	0	0.00	0	0.00	115,000.00	115,000.00
4009 MISCELLANEOUS REVENUES	0.00	987.59	6	100.00	1	1,134.60	9	0.00	12,000.00	10,865.40
<b>TOTAL REVENUES</b>	<b>0.00</b>	<b>7,487.59</b>	<b>7</b>	<b>100.00</b>	<b>0</b>	<b>7,634.60</b>	<b>6</b>	<b>0.00</b>	<b>133,500.00</b>	<b>125,865.40</b>
<b>EXPENDITURES</b>										
5001 SALARIES AND WAGES	14,126.52	171,780.40	46	27,557.28	7	165,432.13	43	0.00	384,576.00	219,143.87
5010 COMMODITIES	0.00	78.65	2	0.00	0	149.92	4	0.00	3,648.00	3,498.08
5020 SERVICES	0.00	1,675.67	15	2,557.28	22	6,896.09	60	0.00	11,486.00	4,589.91
<b>TOTAL EXPENDITURES</b>	<b>14,126.52</b>	<b>173,534.72</b>	<b>45</b>	<b>30,114.56</b>	<b>8</b>	<b>172,478.14</b>	<b>43</b>	<b>0.00</b>	<b>399,710.00</b>	<b>227,231.86</b>
<b>NET CHANGE IN FUND BALANCE</b>	<b>14,126.52</b>	<b>166,047.13</b>		<b>30,014.56</b>		<b>164,843.54</b>		<b>0.00</b>	<b>266,210.00</b>	<b>101,366.46</b>



**FUND DEPT 1080-021 : GENERAL CORPORATE - BOARD OF REVIEW**

7/11/2022 11:51:06 AM

**PERIOD ENDING 6/30/2022**

	ACTUAL LAST YEAR			ACTUAL THIS YEAR				ENCUMBRANCE	BUDGET	UNENCUMBERED BALANCE
	CURRENT MONTH	YEAR TO DATE	%	CURRENT MONTH	%	YEAR TO DATE	%			
<b>REVENUES</b>										
<b>TOTAL REVENUES</b>	<b>0.00</b>	<b>0.00</b>	<b>0</b>	<b>0.00</b>	<b>0</b>	<b>0.00</b>	<b>0</b>	<b>0.00</b>	<b>0.00</b>	<b>0.00</b>
<b>EXPENDITURES</b>										
5001 SALARIES AND WAGES	5,065.80	58,882.70	45	10,435.80	8	62,538.75	46	0.00	135,665.00	73,126.25
5010 COMMODITIES	0.00	169.88	15	45.00	4	45.00	4	0.00	1,150.00	1,105.00
5020 SERVICES	0.00	581.56	10	0.00	0	718.72	15	0.00	4,850.00	4,131.28
<b>TOTAL EXPENDITURES</b>	<b>5,065.80</b>	<b>59,634.14</b>	<b>43</b>	<b>10,480.80</b>	<b>7</b>	<b>63,302.47</b>	<b>45</b>	<b>0.00</b>	<b>141,665.00</b>	<b>78,362.53</b>
<b>NET CHANGE IN FUND BALANCE</b>	<b>5,065.80</b>	<b>59,634.14</b>		<b>10,480.80</b>		<b>63,302.47</b>		<b>0.00</b>	<b>141,665.00</b>	<b>78,362.53</b>





FUND DEPT 1080-022 : GENERAL CORPORATE - COUNTY CLERK

7/11/2022 11:51:06 AM

PERIOD ENDING 6/30/2022

	ACTUAL LAST YEAR			ACTUAL THIS YEAR				ENCUMBRANCE	BUDGET	UNENCUMBERED BALANCE
	CURRENT MONTH	YEAR TO DATE	%	CURRENT MONTH	%	YEAR TO DATE	%			
<b>REVENUES</b>										
4004 INTERGOVERNMENTAL REVENUE	0.00	17,595.00	42	0.00	0	0.00	0	0.00	51,815.00	51,815.00
4006 LICENSES AND PERMITS	6,230.00	24,000.00	29	12,480.00	15	46,595.00	57	0.00	81,900.00	35,305.00
4007 CHARGES FOR SERVICES	28,523.00	152,568.70	45	24,056.00	7	133,355.10	39	0.00	340,000.00	206,644.90
4008 INVESTMENT EARNINGS	14.01	89.62	22	11.14	6	56.53	28	0.00	200.00	143.47
4009 MISCELLANEOUS REVENUES	0.00	0.00	0	0.00	0	0.00	0	0.00	20.00	20.00
<b>TOTAL REVENUES</b>	<b>34,767.01</b>	<b>194,253.32</b>	<b>42</b>	<b>36,547.14</b>	<b>8</b>	<b>180,006.63</b>	<b>38</b>	<b>0.00</b>	<b>473,935.00</b>	<b>293,928.37</b>
<b>EXPENDITURES</b>										
5001 SALARIES AND WAGES	25,005.07	373,458.33	46	66,308.33	8	338,098.39	40	0.00	852,708.00	514,609.61
5010 COMMODITIES	1,834.72	30,191.10	42	2,354.06	3	31,954.32	35	0.00	92,320.00	60,365.68
5020 SERVICES	2,967.61	161,485.93	62	48,807.35	12	156,052.91	39	0.00	403,929.00	247,876.09
8000 CAPITAL OUTLAY	0.00	97,664.50	99	4,799.15	2	16,346.89	7	0.00	227,000.00	210,653.11
<b>TOTAL EXPENDITURES</b>	<b>29,807.40</b>	<b>662,799.86</b>	<b>53</b>	<b>122,268.89</b>	<b>8</b>	<b>542,452.51</b>	<b>34</b>	<b>0.00</b>	<b>1,575,957.00</b>	<b>1,033,504.49</b>
<b>OTHER FINANCING SOURCES (USES)</b>										
<b>TOTAL OTHER FINANCING SOURCES (USES)</b>	<b>0.00</b>	<b>0.00</b>		<b>0.00</b>		<b>0.00</b>		<b>0.00</b>	<b>0.00</b>	<b>0.00</b>
<b>NET CHANGE IN FUND BALANCE</b>	<b>-4,959.61</b>	<b>468,546.54</b>		<b>85,721.75</b>		<b>362,445.88</b>		<b>0.00</b>	<b>1,102,022.00</b>	<b>739,576.12</b>



FUND DEPT 1080-023 : GENERAL CORPORATE - RECORDER

7/11/2022 11:51:06 AM

PERIOD ENDING 6/30/2022

	ACTUAL LAST YEAR			ACTUAL THIS YEAR				ENCUMBRANCE	BUDGET	UNENCUMBERED BALANCE
	CURRENT MONTH	YEAR TO DATE	%	CURRENT MONTH	%	YEAR TO DATE	%			
<b>REVENUES</b>										
4006 LICENSES AND PERMITS	213,005.25	862,407.00	57	249,946.50	17	1,481,382.00	99	0.00	1,500,000.00	18,618.00
4007 CHARGES FOR SERVICES	115,972.00	618,948.50	65	95,256.50	9	478,435.50	48	0.00	1,005,000.00	526,564.50
4009 MISCELLANEOUS REVENUES	306.45	4,540.38	91	6,205.10	78	21,634.25	270	0.00	8,000.00	-13,634.25
<b>TOTAL REVENUES</b>	<b>329,283.70</b>	<b>1,485,895.88</b>	<b>60</b>	<b>351,408.10</b>	<b>14</b>	<b>1,981,451.75</b>	<b>79</b>	<b>0.00</b>	<b>2,513,000.00</b>	<b>531,548.25</b>
<b>EXPENDITURES</b>										
5001 SALARIES AND WAGES	6,912.92	77,296.40	42	11,841.01	8	64,908.04	42	0.00	155,600.00	90,691.96
5010 COMMODITIES	251,508.75	464,110.00	46	13.90	7	55.70	28	0.00	200.00	144.30
5020 SERVICES	42,417.00	104,787.00	59	305,537.85	26	931,387.35	79	0.00	1,186,130.00	254,742.65
<b>TOTAL EXPENDITURES</b>	<b>300,838.67</b>	<b>646,193.40</b>	<b>48</b>	<b>317,392.76</b>	<b>24</b>	<b>996,351.09</b>	<b>74</b>	<b>0.00</b>	<b>1,341,930.00</b>	<b>345,578.91</b>
<b>NET CHANGE IN FUND BALANCE</b>	<b>-28,445.03</b>	<b>-839,702.48</b>		<b>-34,015.34</b>		<b>-985,100.66</b>		<b>0.00</b>	<b>-1,171,070.00</b>	<b>-185,969.34</b>



**FUND DEPT 1080-025 : GENERAL CORPORATE - SUPERVISOR OF ASSESSMENT**

7/11/2022 11:51:06 AM

**PERIOD ENDING 6/30/2022**

	ACTUAL LAST YEAR			ACTUAL THIS YEAR				ENCUMBRANCE	BUDGET	UNENCUMBERED BALANCE
	CURRENT MONTH	YEAR TO DATE	%	CURRENT MONTH	%	YEAR TO DATE	%			
<b>REVENUES</b>										
4004 INTERGOVERNMENTAL REVENUE	10,355.19	20,639.27	46	0.00	0	7,083.34	16	0.00	45,500.00	38,416.66
4009 MISCELLANEOUS REVENUES	0.00	300.00	75	0.00	0	400.00	133	0.00	300.00	-100.00
<b>TOTAL REVENUES</b>	<b>10,355.19</b>	<b>20,939.27</b>	<b>47</b>	<b>0.00</b>	<b>0</b>	<b>7,483.34</b>	<b>16</b>	<b>0.00</b>	<b>45,800.00</b>	<b>38,316.66</b>
<b>EXPENDITURES</b>										
5001 SALARIES AND WAGES	12,507.10	145,082.51	44	25,452.23	8	143,783.35	43	0.00	333,877.00	190,093.65
5010 COMMODITIES	0.00	1,852.66	33	522.59	9	2,735.11	47	0.00	5,840.00	3,104.89
5020 SERVICES	211.72	6,289.46	16	134.41	0	3,869.03	7	0.00	55,410.00	51,540.97
<b>TOTAL EXPENDITURES</b>	<b>12,718.82</b>	<b>153,224.63</b>	<b>41</b>	<b>26,109.23</b>	<b>7</b>	<b>150,387.49</b>	<b>38</b>	<b>0.00</b>	<b>395,127.00</b>	<b>244,739.51</b>
<b>NET CHANGE IN FUND BALANCE</b>	<b>2,363.63</b>	<b>132,285.36</b>		<b>26,109.23</b>		<b>142,904.15</b>		<b>0.00</b>	<b>349,327.00</b>	<b>206,422.85</b>



FUND DEPT 1080-026 : GENERAL CORPORATE - COUNTY TREASURER

7/11/2022 11:51:06 AM

PERIOD ENDING 6/30/2022

	ACTUAL LAST YEAR			ACTUAL THIS YEAR				ENCUMBRANCE	BUDGET	UNENCUMBERED BALANCE
	CURRENT MONTH	YEAR TO DATE	%	CURRENT MONTH	%	YEAR TO DATE	%			
<b>REVENUES</b>										
4001 PROPERTY TAX	0.00	1,330.00	0	828.38	0	1,678.21	0	0.00	670,000.00	668,321.79
4004 INTERGOVERNMENTAL REVENUE	6,500.00	12,941.77	78	6,500.00	46	6,500.00	46	0.00	14,000.00	7,500.00
4007 CHARGES FOR SERVICES	0.00	0.00	0	0.00	0	50.00	0	0.00	0.00	-50.00
4008 INVESTMENT EARNINGS	12.47	62.08	1	35.38	1	87.98	1	0.00	7,000.00	6,912.02
<b>TOTAL REVENUES</b>	<b>6,512.47</b>	<b>14,333.85</b>	<b>2</b>	<b>7,363.76</b>	<b>1</b>	<b>8,316.19</b>	<b>1</b>	<b>0.00</b>	<b>691,000.00</b>	<b>682,683.81</b>
<b>EXPENDITURES</b>										
5001 SALARIES AND WAGES	17,236.64	130,988.13	47	28,411.54	10	132,974.45	46	0.00	289,540.00	156,565.55
5010 COMMODITIES	0.00	556.85	7	192.49	3	2,503.81	39	0.00	6,460.00	3,956.19
5020 SERVICES	627.50	2,496.27	5	15,014.36	31	17,132.45	35	0.00	48,550.00	31,417.55
<b>TOTAL EXPENDITURES</b>	<b>17,864.14</b>	<b>134,041.25</b>	<b>40</b>	<b>43,618.39</b>	<b>13</b>	<b>152,610.71</b>	<b>44</b>	<b>0.00</b>	<b>344,550.00</b>	<b>191,939.29</b>
<b>NET CHANGE IN FUND BALANCE</b>	<b>11,351.67</b>	<b>119,707.40</b>		<b>36,254.63</b>		<b>144,294.52</b>		<b>0.00</b>	<b>-346,450.00</b>	<b>-490,744.52</b>



**FUND DEPT 1080-028 : GENERAL CORPORATE - INFORMATION TECHNOLOGY (IT)**

7/11/2022 11:51:06 AM

**PERIOD ENDING 6/30/2022**

	ACTUAL LAST YEAR			ACTUAL THIS YEAR				ENCUMBRANCE	BUDGET	UNENCUMBERED BALANCE
	CURRENT MONTH	YEAR TO DATE	%	CURRENT MONTH	%	YEAR TO DATE	%			
<b>REVENUES</b>										
4004 INTERGOVERNMENTAL REVENUE	400.00	4,420.00	30	200.00	4	1,800.00	38	0.00	4,800.00	3,000.00
4007 CHARGES FOR SERVICES	0.00	0.00	0	0.00	0	0.00	0	0.00	45,600.00	45,600.00
<b>TOTAL REVENUES</b>	<b>400.00</b>	<b>4,420.00</b>	<b>6</b>	<b>200.00</b>	<b>0</b>	<b>1,800.00</b>	<b>4</b>	<b>0.00</b>	<b>50,400.00</b>	<b>48,600.00</b>
<b>EXPENDITURES</b>										
5001 SALARIES AND WAGES	25,927.50	289,020.21	44	57,585.91	8	316,632.20	44	0.00	716,904.00	400,271.80
5010 COMMODITIES	5,439.94	22,852.22	32	4,216.04	6	27,286.85	38	0.00	71,716.00	44,429.15
5020 SERVICES	26,975.08	133,560.14	34	7,518.92	2	119,532.02	32	0.00	372,302.00	252,769.98
<b>TOTAL EXPENDITURES</b>	<b>58,342.52</b>	<b>445,432.57</b>	<b>40</b>	<b>69,320.87</b>	<b>6</b>	<b>463,451.07</b>	<b>40</b>	<b>0.00</b>	<b>1,160,922.00</b>	<b>697,470.93</b>
<b>OTHER FINANCING SOURCES (USES)</b>										
<b>TOTAL OTHER FINANCING SOURCES (USES)</b>	<b>0.00</b>	<b>0.00</b>		<b>0.00</b>		<b>0.00</b>		<b>0.00</b>	<b>0.00</b>	<b>0.00</b>
<b>NET CHANGE IN FUND BALANCE</b>	<b>57,942.52</b>	<b>441,012.57</b>		<b>69,120.87</b>		<b>461,651.07</b>		<b>0.00</b>	<b>1,110,522.00</b>	<b>648,870.93</b>



**FUND DEPT 1080-030 : GENERAL CORPORATE - CIRCUIT CLERK**

7/11/2022 11:51:06 AM

**PERIOD ENDING 6/30/2022**

	ACTUAL LAST YEAR			ACTUAL THIS YEAR				ENCUMBRANCE	BUDGET	UNENCUMBERED BALANCE
	CURRENT MONTH	YEAR TO DATE	%	CURRENT MONTH	%	YEAR TO DATE	%			
<b>REVENUES</b>										
4004 INTERGOVERNMENTAL REVENUE	0.00	2,708.33	42	0.00	0	0.00	0	0.00	6,500.00	6,500.00
4007 CHARGES FOR SERVICES	122,784.99	594,220.87	40	15,517.24	1	24,519.75	2	0.00	1,278,670.00	1,254,150.25
4008 INVESTMENT EARNINGS	766.61	2,812.66	11	2,662.38	0	3,514.35	0	0.00	0.00	-3,514.35
4009 MISCELLANEOUS REVENUES	0.00	1,781.19	0	0.00	0	0.00	0	0.00	8,000.00	8,000.00
<b>TOTAL REVENUES</b>	<b>123,551.60</b>	<b>601,523.05</b>	<b>39</b>	<b>18,179.62</b>	<b>1</b>	<b>28,034.10</b>	<b>2</b>	<b>0.00</b>	<b>1,293,170.00</b>	<b>1,265,135.90</b>
<b>EXPENDITURES</b>										
5001 SALARIES AND WAGES	44,216.86	544,156.31	43	86,738.02	7	488,963.31	40	0.00	1,211,433.00	722,469.69
5010 COMMODITIES	523.08	873.08	17	705.65	4	13,363.40	80	0.00	16,665.00	3,301.60
5020 SERVICES	817.18	11,832.58	43	1,613.15	3	24,356.74	50	0.00	48,743.00	24,386.26
<b>TOTAL EXPENDITURES</b>	<b>45,557.12</b>	<b>556,861.97</b>	<b>43</b>	<b>89,056.82</b>	<b>7</b>	<b>526,683.45</b>	<b>41</b>	<b>0.00</b>	<b>1,276,841.00</b>	<b>750,157.55</b>
<b>NET CHANGE IN FUND BALANCE</b>	<b>-77,994.48</b>	<b>-44,661.08</b>		<b>70,877.20</b>		<b>498,649.35</b>		<b>0.00</b>	<b>-16,329.00</b>	<b>-514,978.35</b>




FUND DEPT 1080-031 : GENERAL CORPORATE - CIRCUIT COURT

7/11/2022 11:51:06 AM

PERIOD ENDING 6/30/2022

	ACTUAL LAST YEAR			ACTUAL THIS YEAR				ENCUMBRANCE	BUDGET	UNENCUMBERED BALANCE
	CURRENT MONTH	YEAR TO DATE	%	CURRENT MONTH	%	YEAR TO DATE	%			
<b>REVENUES</b>										
4004 INTERGOVERNMENTAL REVENUE	0.00	0.00	0	0.00	0	0.00	0	0.00	66,265.00	66,265.00
<b>TOTAL REVENUES</b>	<b>0.00</b>	<b>0.00</b>	<b>0</b>	<b>0.00</b>	<b>0</b>	<b>0.00</b>	<b>0</b>	<b>0.00</b>	<b>66,265.00</b>	<b>66,265.00</b>
<b>EXPENDITURES</b>										
5001 SALARIES AND WAGES	23,789.29	281,572.93	45	48,007.25	8	276,050.12	44	0.00	628,073.00	352,022.88
5010 COMMODITIES	460.00	3,436.88	22	202.10	2	2,082.07	22	0.00	9,286.00	7,203.93
5020 SERVICES	36,439.35	219,738.07	44	43,462.29	12	223,121.72	60	0.00	372,345.00	149,223.28
8000 CAPITAL OUTLAY	21,197.76	21,197.76	80	36,702.46	29	44,551.74	36	-16,846.35	125,313.00	80,761.26
<b>TOTAL EXPENDITURES</b>	<b>81,886.40</b>	<b>525,945.64</b>	<b>45</b>	<b>128,374.10</b>	<b>11</b>	<b>545,805.65</b>	<b>48</b>	<b>-16,846.35</b>	<b>1,135,017.00</b>	<b>589,211.35</b>
<b>OTHER FINANCING SOURCES (USES)</b>										
<b>TOTAL OTHER FINANCING SOURCES (USES)</b>	<b>0.00</b>	<b>0.00</b>		<b>0.00</b>		<b>0.00</b>		<b>0.00</b>	<b>0.00</b>	<b>0.00</b>
<b>NET CHANGE IN FUND BALANCE</b>	<b>81,886.40</b>	<b>525,945.64</b>		<b>128,374.10</b>		<b>545,805.65</b>		<b>-16,846.35</b>	<b>1,068,752.00</b>	<b>522,946.35</b>



**FUND DEPT 1080-032 : GENERAL CORPORATE - JURY COMMISSION**

7/11/2022 11:51:06 AM

**PERIOD ENDING 6/30/2022**

	ACTUAL LAST YEAR			ACTUAL THIS YEAR				ENCUMBRANCE	BUDGET	UNENCUMBERED BALANCE
	CURRENT MONTH	YEAR TO DATE	%	CURRENT MONTH	%	YEAR TO DATE	%			
<b>REVENUES</b>										
<b>TOTAL REVENUES</b>	<b>0.00</b>	<b>0.00</b>	<b>0</b>	<b>0.00</b>	<b>0</b>	<b>0.00</b>	<b>0</b>	<b>0.00</b>	<b>0.00</b>	<b>0.00</b>
<b>EXPENDITURES</b>										
5001 SALARIES AND WAGES	1,635.29	19,024.89	40	3,358.98	7	19,490.68	42	0.00	46,852.00	27,361.32
5010 COMMODITIES	32.76	1,126.50	25	479.94	6	2,289.94	27	0.00	8,500.00	6,210.06
5020 SERVICES	189.49	9,941.29	78	5,889.40	5	40,116.90	33	0.00	120,408.00	80,291.10
<b>TOTAL EXPENDITURES</b>	<b>1,857.54</b>	<b>30,092.68</b>	<b>46</b>	<b>9,728.32</b>	<b>6</b>	<b>61,897.52</b>	<b>35</b>	<b>0.00</b>	<b>175,760.00</b>	<b>113,862.48</b>
<b>NET CHANGE IN FUND BALANCE</b>	<b>1,857.54</b>	<b>30,092.68</b>		<b>9,728.32</b>		<b>61,897.52</b>		<b>0.00</b>	<b>175,760.00</b>	<b>113,862.48</b>





FUND DEPT 1080-036 : GENERAL CORPORATE - PUBLIC DEFENDER

7/11/2022 11:51:06 AM

PERIOD ENDING 6/30/2022

	ACTUAL LAST YEAR			ACTUAL THIS YEAR				ENCUMBRANCE	BUDGET	UNENCUMBERED BALANCE
	CURRENT MONTH	YEAR TO DATE	%	CURRENT MONTH	%	YEAR TO DATE	%			
<b>REVENUES</b>										
4004 INTERGOVERNMENTAL REVENUE	26,841.33	53,682.66	51	0.00	0	18,341.58	17	0.00	110,061.00	91,719.42
4007 CHARGES FOR SERVICES	5,179.57	38,978.51	74	4,218.03	8	6,424.03	12	0.00	55,000.00	48,575.97
4009 MISCELLANEOUS REVENUES	56.35	56.35	0	0.00	0	0.00	0	0.00	0.00	0.00
<b>TOTAL REVENUES</b>	<b>32,077.25</b>	<b>92,717.52</b>	<b>59</b>	<b>4,218.03</b>	<b>3</b>	<b>24,765.61</b>	<b>15</b>	<b>0.00</b>	<b>165,061.00</b>	<b>140,295.39</b>
<b>EXPENDITURES</b>										
5001 SALARIES AND WAGES	44,392.70	539,475.95	44	82,981.44	6	550,699.24	41	0.00	1,346,308.00	795,608.76
5010 COMMODITIES	278.97	2,492.47	38	3,230.38	38	6,247.67	73	0.00	8,555.00	2,307.33
5020 SERVICES	568.68	11,503.79	63	3,981.20	10	18,303.37	46	0.00	39,481.00	21,177.63
<b>TOTAL EXPENDITURES</b>	<b>45,240.35</b>	<b>553,472.21</b>	<b>45</b>	<b>90,193.02</b>	<b>6</b>	<b>575,250.28</b>	<b>41</b>	<b>0.00</b>	<b>1,394,344.00</b>	<b>819,093.72</b>
<b>NET CHANGE IN FUND BALANCE</b>	<b>13,163.10</b>	<b>460,754.69</b>		<b>85,974.99</b>		<b>550,484.67</b>		<b>0.00</b>	<b>1,229,283.00</b>	<b>678,798.33</b>



FUND DEPT 1080-040 : GENERAL CORPORATE - SHERIFF

7/11/2022 11:51:06 AM

PERIOD ENDING 6/30/2022

	ACTUAL LAST YEAR			ACTUAL THIS YEAR				ENCUMBRANCE	BUDGET	UNENCUMBERED BALANCE
	CURRENT MONTH	YEAR TO DATE	%	CURRENT MONTH	%	YEAR TO DATE	%			
<b>REVENUES</b>										
4003 OTHER TAXES	8,095.22	436,247.80	97	0.00	0	0.00	0	0.00	0.00	0.00
4004 INTERGOVERNMENTAL REVENUE	219,715.90	373,748.34	39	61,504.18	5	346,592.16	30	0.00	1,173,010.00	826,417.84
4005 FINES AND FORFEITURES	2,823.54	16,950.94	57	3,591.30	12	9,277.58	31	0.00	30,000.00	20,722.42
4007 CHARGES FOR SERVICES	13,116.57	77,117.96	36	24,626.70	13	108,170.50	56	0.00	191,600.00	83,429.50
4009 MISCELLANEOUS REVENUES	10,552.92	12,532.23	125	810.20	2	44,742.00	92	0.00	48,400.00	3,658.00
<b>TOTAL REVENUES</b>	<b>254,304.15</b>	<b>916,597.27</b>	<b>55</b>	<b>90,532.38</b>	<b>6</b>	<b>508,782.24</b>	<b>35</b>	<b>0.00</b>	<b>1,443,010.00</b>	<b>934,227.76</b>
<b>EXPENDITURES</b>										
5001 SALARIES AND WAGES	11,169.88	119,526.36	44	21,924.40	8	126,065.34	45	0.00	281,789.00	155,723.66
5002 LAW ENFORCEMENT SALARIES	164,461.92	1,891,012.76	44	386,246.50	9	2,042,834.70	45	0.00	4,506,515.00	2,463,680.30
5003 FRINGE BENEFITS	-200.00	32.38	8	411.78	71	537.78	93	0.00	580.00	42.22
5010 COMMODITIES	25,571.31	128,760.15	54	3,972.17	2	148,257.97	76	0.00	195,665.00	47,407.03
5020 SERVICES	32,227.84	983,963.17	66	23,119.35	2	583,619.16	57	0.00	1,025,065.00	441,445.84
8000 CAPITAL OUTLAY	0.00	0.00	0	0.00	0	290,622.76	86	0.00	339,885.00	49,262.24
<b>TOTAL EXPENDITURES</b>	<b>233,230.95</b>	<b>3,123,294.82</b>	<b>49</b>	<b>435,674.20</b>	<b>7</b>	<b>3,191,937.71</b>	<b>50</b>	<b>0.00</b>	<b>6,349,499.00</b>	<b>3,157,561.29</b>
<b>OTHER FINANCING SOURCES (USES)</b>										
6001 OTHER FINANCING SOURCES	0.00	0.00	0	665.75	0	665.75	0	0.00	0.00	-665.75
<b>TOTAL OTHER FINANCING SOURCES (USES)</b>	<b>0.00</b>	<b>0.00</b>		<b>665.75</b>		<b>665.75</b>		<b>0.00</b>	<b>0.00</b>	<b>-665.75</b>
<b>NET CHANGE IN FUND BALANCE</b>	<b>-21,073.20</b>	<b>2,206,697.55</b>		<b>344,476.07</b>		<b>2,682,489.72</b>		<b>0.00</b>	<b>4,906,489.00</b>	<b>2,223,999.28</b>



FUND DEPT 1080-041 : GENERAL CORPORATE - STATES ATTORNEY

7/11/2022 11:51:06 AM

PERIOD ENDING 6/30/2022

	ACTUAL LAST YEAR			ACTUAL THIS YEAR				ENCUMBRANCE	BUDGET	UNENCUMBERED BALANCE
	CURRENT MONTH	YEAR TO DATE	%	CURRENT MONTH	%	YEAR TO DATE	%			
<b>REVENUES</b>										
4004 INTERGOVERNMENTAL REVENUE	46,282.29	109,065.17	52	0.00	0	57,160.79	27	0.00	214,435.00	157,274.21
4005 FINES AND FORFEITURES	91,799.39	346,210.71	57	88,794.65	15	151,372.25	25	0.00	610,000.00	458,627.75
4007 CHARGES FOR SERVICES	10,945.73	52,630.11	70	12,786.89	15	19,601.33	23	0.00	85,000.00	65,398.67
<b>TOTAL REVENUES</b>	<b>149,027.41</b>	<b>507,905.99</b>	<b>57</b>	<b>101,581.54</b>	<b>11</b>	<b>228,134.37</b>	<b>25</b>	<b>0.00</b>	<b>909,435.00</b>	<b>681,300.63</b>
<b>EXPENDITURES</b>										
5001 SALARIES AND WAGES	84,906.80	1,020,812.34	44	194,052.13	8	1,082,343.87	45	0.00	2,402,193.00	1,319,849.13
5003 FRINGE BENEFITS	0.00	139.56	100	0.00	0	0.00	0	0.00	0.00	0.00
5010 COMMODITIES	5,180.55	18,674.04	57	4,692.31	11	19,313.04	43	0.00	44,404.00	25,090.96
5020 SERVICES	2,581.34	69,847.91	48	5,141.33	4	76,975.26	58	0.00	133,081.00	56,105.74
<b>TOTAL EXPENDITURES</b>	<b>92,668.69</b>	<b>1,109,473.85</b>	<b>45</b>	<b>203,885.77</b>	<b>8</b>	<b>1,178,632.17</b>	<b>46</b>	<b>0.00</b>	<b>2,579,678.00</b>	<b>1,401,045.83</b>
<b>OTHER FINANCING SOURCES (USES)</b>										
<b>TOTAL OTHER FINANCING SOURCES (USES)</b>	<b>0.00</b>	<b>0.00</b>		<b>0.00</b>		<b>0.00</b>		<b>0.00</b>	<b>0.00</b>	<b>0.00</b>
<b>NET CHANGE IN FUND BALANCE</b>	<b>-56,358.72</b>	<b>601,567.86</b>		<b>102,304.23</b>		<b>950,497.80</b>		<b>0.00</b>	<b>1,670,243.00</b>	<b>719,745.20</b>



FUND DEPT 1080-042 : GENERAL CORPORATE - CORONER

7/11/2022 11:51:06 AM

PERIOD ENDING 6/30/2022

	ACTUAL LAST YEAR			ACTUAL THIS YEAR				ENCUMBRANCE	BUDGET	UNENCUMBERED BALANCE
	CURRENT MONTH	YEAR TO DATE	%	CURRENT MONTH	%	YEAR TO DATE	%			
<b>REVENUES</b>										
4004 INTERGOVERNMENTAL REVENUE	7,297.00	18,499.58	164	5,130.00	45	11,630.00	103	0.00	11,300.00	-330.00
4007 CHARGES FOR SERVICES	1,530.00	18,933.22	35	7,770.00	13	40,276.80	69	0.00	58,000.00	17,723.20
<b>TOTAL REVENUES</b>	<b>8,827.00</b>	<b>37,432.80</b>	<b>57</b>	<b>12,900.00</b>	<b>19</b>	<b>51,906.80</b>	<b>75</b>	<b>0.00</b>	<b>69,300.00</b>	<b>17,393.20</b>
<b>EXPENDITURES</b>										
5001 SALARIES AND WAGES	14,324.25	193,348.56	51	37,120.03	7	215,006.29	43	0.00	503,744.00	288,737.71
5003 FRINGE BENEFITS	0.00	500.00	42	0.00	0	200.00	17	0.00	1,200.00	1,000.00
5010 COMMODITIES	1,303.44	7,093.69	35	968.47	4	6,099.31	23	0.00	25,997.00	19,897.69
5020 SERVICES	13,316.68	69,722.08	37	17,157.14	9	85,044.35	43	0.00	198,938.00	113,893.65
<b>TOTAL EXPENDITURES</b>	<b>28,944.37</b>	<b>270,664.33</b>	<b>46</b>	<b>55,245.64</b>	<b>8</b>	<b>306,349.95</b>	<b>42</b>	<b>0.00</b>	<b>729,879.00</b>	<b>423,529.05</b>
<b>NET CHANGE IN FUND BALANCE</b>	<b>20,117.37</b>	<b>233,231.53</b>		<b>42,345.64</b>		<b>254,443.15</b>		<b>0.00</b>	<b>660,579.00</b>	<b>406,135.85</b>



**FUND DEPT 1080-043 : GENERAL CORPORATE - EMERGENCY MGMT AGCY (EMA)**

7/11/2022 11:51:06 AM

**PERIOD ENDING 6/30/2022**

	ACTUAL LAST YEAR			ACTUAL THIS YEAR				ENCUMBRANCE	BUDGET	UNENCUMBERED BALANCE
	CURRENT MONTH	YEAR TO DATE	%	CURRENT MONTH	%	YEAR TO DATE	%			
<b>REVENUES</b>										
4004 INTERGOVERNMENTAL REVENUE	17,714.64	78,832.99	130	1,671.31	3	95,361.18	158	0.00	60,500.00	-34,861.18
4009 MISCELLANEOUS REVENUES	0.00	0.00	0	780.00	0	780.00	0	0.00	0.00	-780.00
<b>TOTAL REVENUES</b>	<b>17,714.64</b>	<b>78,832.99</b>	<b>130</b>	<b>2,451.31</b>	<b>4</b>	<b>96,141.18</b>	<b>159</b>	<b>0.00</b>	<b>60,500.00</b>	<b>-35,641.18</b>
<b>EXPENDITURES</b>										
5001 SALARIES AND WAGES	5,043.10	57,381.28	43	10,365.20	8	59,599.89	44	0.00	135,451.00	75,851.11
5010 COMMODITIES	395.96	783.90	21	165.37	3	3,103.66	55	0.00	5,685.00	2,581.34
5020 SERVICES	875.29	4,838.11	17	783.32	3	5,861.15	22	0.00	26,407.00	20,545.85
<b>TOTAL EXPENDITURES</b>	<b>6,314.35</b>	<b>63,003.29</b>	<b>38</b>	<b>11,313.89</b>	<b>7</b>	<b>68,564.70</b>	<b>41</b>	<b>0.00</b>	<b>167,543.00</b>	<b>98,978.30</b>
<b>NET CHANGE IN FUND BALANCE</b>	<b>-11,400.29</b>	<b>-15,829.70</b>		<b>8,862.58</b>		<b>-27,576.48</b>		<b>0.00</b>	<b>107,043.00</b>	<b>134,619.48</b>



FUND DEPT 1080-051 : GENERAL CORPORATE - JUVENILE DETENTION CENTER

7/11/2022 11:51:06 AM

PERIOD ENDING 6/30/2022

	ACTUAL LAST YEAR			ACTUAL THIS YEAR				ENCUMBRANCE	BUDGET	UNENCUMBERED BALANCE
	CURRENT MONTH	YEAR TO DATE	%	CURRENT MONTH	%	YEAR TO DATE	%			
<b>REVENUES</b>										
4004 INTERGOVERNMENTAL REVENUE	323,147.55	989,485.42	68	0.00	0	224,250.18	15	0.00	1,456,449.00	1,232,198.82
4007 CHARGES FOR SERVICES	230.00	4,526.62	0	0.00	0	0.00	0	0.00	0.00	0.00
4009 MISCELLANEOUS REVENUES	0.00	421.56	0	0.00	0	20.00	0	0.00	0.00	-20.00
<b>TOTAL REVENUES</b>	<b>323,377.55</b>	<b>994,433.60</b>	<b>68</b>	<b>0.00</b>	<b>0</b>	<b>224,270.18</b>	<b>15</b>	<b>0.00</b>	<b>1,456,449.00</b>	<b>1,232,178.82</b>
<b>EXPENDITURES</b>										
5001 SALARIES AND WAGES	46,955.33	611,977.84	39	75,971.78	5	500,782.83	31	0.00	1,593,219.00	1,092,436.17
5010 COMMODITIES	1,141.07	9,169.81	34	1,145.84	3	14,416.76	42	0.00	34,000.00	19,583.24
5020 SERVICES	14,723.44	95,007.46	44	16,058.46	8	104,653.06	49	0.00	213,760.00	109,106.94
<b>TOTAL EXPENDITURES</b>	<b>62,819.84</b>	<b>716,155.11</b>	<b>39</b>	<b>93,176.08</b>	<b>5</b>	<b>619,852.65</b>	<b>34</b>	<b>0.00</b>	<b>1,840,979.00</b>	<b>1,221,126.35</b>
<b>OTHER FINANCING SOURCES (USES)</b>										
<b>TOTAL OTHER FINANCING SOURCES (USES)</b>	<b>0.00</b>	<b>0.00</b>		<b>0.00</b>		<b>0.00</b>		<b>0.00</b>	<b>0.00</b>	<b>0.00</b>
<b>NET CHANGE IN FUND BALANCE</b>	<b>-260,557.71</b>	<b>-278,278.49</b>		<b>93,176.08</b>		<b>395,582.47</b>		<b>0.00</b>	<b>384,530.00</b>	<b>-11,052.47</b>



**FUND DEPT 1080-052 : GENERAL CORPORATE - COURT SERVICES -PROBATION**

7/11/2022 11:51:06 AM

**PERIOD ENDING 6/30/2022**

	ACTUAL LAST YEAR			ACTUAL THIS YEAR				ENCUMBRANCE	BUDGET	UNENCUMBERED BALANCE
	CURRENT MONTH	YEAR TO DATE	%	CURRENT MONTH	%	YEAR TO DATE	%			
<b>REVENUES</b>										
4004 INTERGOVERNMENTAL REVENUE	219,316.37	653,775.28	73	0.00	0	153,834.14	16	0.00	934,365.00	780,530.86
<b>TOTAL REVENUES</b>	<b>219,316.37</b>	<b>653,775.28</b>	<b>73</b>	<b>0.00</b>	<b>0</b>	<b>153,834.14</b>	<b>16</b>	<b>0.00</b>	<b>934,365.00</b>	<b>780,530.86</b>
<b>EXPENDITURES</b>										
5001 SALARIES AND WAGES	61,496.17	711,441.79	42	128,818.75	8	713,303.52	42	0.00	1,689,567.00	976,263.48
5010 COMMODITIES	1,487.44	3,888.47	23	1,536.04	9	6,862.34	39	0.00	17,387.00	10,524.66
5020 SERVICES	327.49	2,719.15	27	651.08	7	2,665.82	27	0.00	9,788.00	7,122.18
<b>TOTAL EXPENDITURES</b>	<b>63,311.10</b>	<b>718,049.41</b>	<b>41</b>	<b>131,005.87</b>	<b>8</b>	<b>722,831.68</b>	<b>42</b>	<b>0.00</b>	<b>1,716,742.00</b>	<b>993,910.32</b>
<b>OTHER FINANCING SOURCES (USES)</b>										
<b>TOTAL OTHER FINANCING SOURCES (USES)</b>	<b>0.00</b>	<b>0.00</b>		<b>0.00</b>		<b>0.00</b>		<b>0.00</b>	<b>0.00</b>	<b>0.00</b>
<b>NET CHANGE IN FUND BALANCE</b>	<b>-156,005.27</b>	<b>64,274.13</b>		<b>131,005.87</b>		<b>568,997.54</b>		<b>0.00</b>	<b>782,377.00</b>	<b>213,379.46</b>



**FUND DEPT 1080-057 : GENERAL CORPORATE - DEPUTY SHERIFF MERIT COMM**

7/11/2022 11:51:06 AM

**PERIOD ENDING 6/30/2022**

	ACTUAL LAST YEAR			ACTUAL THIS YEAR				ENCUMBRANCE	BUDGET	UNENCUMBERED BALANCE
	CURRENT MONTH	YEAR TO DATE	%	CURRENT MONTH	%	YEAR TO DATE	%			
<b>EXPENDITURES</b>										
5001 SALARIES AND WAGES	0.00	0.00	0	0.00	0	225.00	24	0.00	950.00	725.00
5010 COMMODITIES	0.00	0.00	0	0.00	0	0.00	0	0.00	300.00	300.00
5020 SERVICES	2,697.00	15,141.50	85	3,065.07	15	16,051.92	79	0.00	20,391.00	4,339.08
<b>TOTAL EXPENDITURES</b>	<b>2,697.00</b>	<b>15,141.50</b>	<b>79</b>	<b>3,065.07</b>	<b>14</b>	<b>16,276.92</b>	<b>75</b>	<b>0.00</b>	<b>21,641.00</b>	<b>5,364.08</b>
<b>NET CHANGE IN FUND BALANCE</b>	<b>2,697.00</b>	<b>15,141.50</b>		<b>3,065.07</b>		<b>16,276.92</b>		<b>0.00</b>	<b>21,641.00</b>	<b>5,364.08</b>





FUND DEPT 1080-071 : GENERAL CORPORATE - PUBLIC PROP (PHYS, PLNT, FAC)

7/11/2022 11:51:06 AM

PERIOD ENDING 6/30/2022

	ACTUAL LAST YEAR			ACTUAL THIS YEAR				ENCUMBRANCE	BUDGET	UNENCUMBERED BALANCE
	CURRENT MONTH	YEAR TO DATE	%	CURRENT MONTH	%	YEAR TO DATE	%			
<b>REVENUES</b>										
4004 INTERGOVERNMENTAL REVENUE	0.00	5,589.73	0	0.00	0	0.00	0	0.00	0.00	0.00
4007 CHARGES FOR SERVICES	0.00	8,330.46	14	0.00	0	7,747.43	13	0.00	59,000.00	51,252.57
4009 MISCELLANEOUS REVENUES	823.40	6,423.49	19	595.25	2	10,803.30	32	0.00	34,000.00	23,196.70
4010 RENTS AND ROYALTIES	37,081.62	350,861.12	41	20,517.73	2	545,736.08	61	0.00	894,386.00	348,649.92
<b>TOTAL REVENUES</b>	<b>37,905.02</b>	<b>371,204.80</b>	<b>39</b>	<b>21,112.98</b>	<b>2</b>	<b>564,286.81</b>	<b>57</b>	<b>0.00</b>	<b>987,386.00</b>	<b>423,099.19</b>
<b>EXPENDITURES</b>										
5001 SALARIES AND WAGES	36,398.36	437,770.43	43	76,113.64	7	444,624.88	44	0.00	1,018,575.00	573,950.12
5010 COMMODITIES	12,180.11	63,731.75	56	12,631.48	11	75,901.93	64	0.00	119,053.00	43,151.07
5020 SERVICES	118,159.81	706,287.77	40	95,516.54	5	385,619.48	22	0.00	1,744,551.00	1,358,931.52
5050 INTEREST AND FISCAL CHARGES	6,125.00	6,125.00	3	4,637.50	3	4,637.50	3	0.00	184,275.00	179,637.50
<b>TOTAL EXPENDITURES</b>	<b>172,863.28</b>	<b>1,213,914.95</b>	<b>40</b>	<b>188,899.16</b>	<b>6</b>	<b>910,783.79</b>	<b>30</b>	<b>0.00</b>	<b>3,066,454.00</b>	<b>2,155,670.21</b>
<b>OTHER FINANCING SOURCES (USES)</b>										
6001 OTHER FINANCING SOURCES	0.00	270,889.53	34	0.00	0	0.00	0	0.00	800,000.00	800,000.00
7001 OTHER FINANCING USES	0.00	0.00	0	0.00	0	0.00	0	0.00	-2,150,000.00	-2,150,000.00
<b>TOTAL OTHER FINANCING SOURCES (USES)</b>	<b>0.00</b>	<b>270,889.53</b>		<b>0.00</b>		<b>0.00</b>		<b>0.00</b>	<b>-1,350,000.00</b>	<b>-1,350,000.00</b>
<b>NET CHANGE IN FUND BALANCE</b>	<b>134,958.26</b>	<b>571,820.62</b>		<b>167,786.18</b>		<b>346,496.98</b>		<b>0.00</b>	<b>3,429,068.00</b>	<b>3,082,571.02</b>



**FUND DEPT 1080-072 : GENERAL CORPORATE - ADA COMPLIANCE**

7/11/2022 11:51:06 AM

**PERIOD ENDING 6/30/2022**

	ACTUAL LAST YEAR			ACTUAL THIS YEAR				ENCUMBRANCE	BUDGET	UNENCUMBERED BALANCE
	CURRENT MONTH	YEAR TO DATE	%	CURRENT MONTH	%	YEAR TO DATE	%			
<b>EXPENDITURES</b>										
<b>TOTAL EXPENDITURES</b>	0.00	0.00	0	0.00	0	0.00	0	0.00	0.00	0.00
<b>NET CHANGE IN FUND BALANCE</b>	0.00	0.00		0.00		0.00		0.00	0.00	0.00



FUND DEPT 1080-075 : GENERAL CORPORATE - GENERAL COUNTY

7/11/2022 11:51:06 AM

PERIOD ENDING 6/30/2022

	ACTUAL LAST YEAR			ACTUAL THIS YEAR				ENCUMBRANCE	BUDGET	UNENCUMBERED BALANCE
	CURRENT MONTH	YEAR TO DATE	%	CURRENT MONTH	%	YEAR TO DATE	%			
<b>REVENUES</b>										
4001 PROPERTY TAX	7,457,221.22	7,457,221.22	53	3,685,293.35	28	3,685,293.35	28	0.00	13,339,312.00	9,654,018.65
4002 LOCAL SALES TAX	9,245.96	15,395.43	27	0.00	0	3,296.72	6	0.00	56,000.00	52,703.28
4003 OTHER TAXES	0.00	0.00	0	7,328.20	73	11,385.06	114	0.00	10,000.00	-1,385.06
4004 INTERGOVERNMENTAL REVENUE	4,262,148.55	5,515,593.69	44	11,751.68	0	3,838,000.29	25	0.00	15,331,980.00	11,493,979.71
4007 CHARGES FOR SERVICES	0.00	2,540.00	8	1,640.00	5	1,640.00	5	0.00	30,000.00	28,360.00
4008 INVESTMENT EARNINGS	268.82	2,051.36	10	0.00	0	13,568.49	136	0.00	10,000.00	-3,568.49
4009 MISCELLANEOUS REVENUES	0.00	0.00	0	0.00	0	800.00	0	0.00	0.00	-800.00
<b>TOTAL REVENUES</b>	<b>11,728,884.55</b>	<b>12,992,801.70</b>	<b>49</b>	<b>3,706,013.23</b>	<b>13</b>	<b>7,553,983.91</b>	<b>26</b>	<b>0.00</b>	<b>28,777,292.00</b>	<b>21,223,308.09</b>
<b>EXPENDITURES</b>										
5003 FRINGE BENEFITS	249,346.18	1,496,987.88	44	2,444.49	0	1,264,399.94	38	0.00	3,300,000.00	2,035,600.06
5020 SERVICES	11,800.00	96,398.55	28	25,935.00	4	183,158.12	29	0.00	625,090.00	441,931.88
5050 INTEREST AND FISCAL CHARGES	0.00	0.00	0	0.00	0	0.00	0	0.00	1,500.00	1,500.00
<b>TOTAL EXPENDITURES</b>	<b>261,146.18</b>	<b>1,593,386.43</b>	<b>43</b>	<b>28,379.49</b>	<b>1</b>	<b>1,447,558.06</b>	<b>37</b>	<b>0.00</b>	<b>3,926,590.00</b>	<b>2,479,031.94</b>
<b>OTHER FINANCING SOURCES (USES)</b>										
6001 OTHER FINANCING SOURCES	0.00	0.00	0	0.00	0	0.00	0	0.00	109,196.00	109,196.00
7001 OTHER FINANCING USES	0.00	-1,000,000.00	50	0.00	0	0.00	0	0.00	-5,007,674.00	-5,007,674.00
<b>TOTAL OTHER FINANCING SOURCES (USES)</b>	<b>0.00</b>	<b>-1,000,000.00</b>		<b>0.00</b>		<b>0.00</b>		<b>0.00</b>	<b>-4,898,478.00</b>	<b>-4,898,478.00</b>
<b>NET CHANGE IN FUND BALANCE</b>	<b>-11,467,738.37</b>	<b>-10,399,415.27</b>		<b>-3,677,633.74</b>		<b>-6,106,425.85</b>		<b>0.00</b>	<b>-19,952,224.00</b>	<b>-13,845,798.15</b>



FUND DEPT 1080-077 : GENERAL CORPORATE - ZONING AND ENFORCE (P&Z)

7/11/2022 11:51:06 AM

PERIOD ENDING 6/30/2022

	ACTUAL LAST YEAR			ACTUAL THIS YEAR				ENCUMBRANCE	BUDGET	UNENCUMBERED BALANCE
	CURRENT MONTH	YEAR TO DATE	%	CURRENT MONTH	%	YEAR TO DATE	%			
<b>REVENUES</b>										
4006 LICENSES AND PERMITS	952.00	12,596.00	28	0.00	0	8,275.00	4	0.00	217,006.00	208,731.00
4007 CHARGES FOR SERVICES	600.00	6,716.80	73	0.00	0	2,520.00	20	0.00	12,722.00	10,202.00
4009 MISCELLANEOUS REVENUES	0.00	2,000.00	100 0	0.00	0	0.00	0	0.00	2,000.00	2,000.00
<b>TOTAL REVENUES</b>	<b>1,552.00</b>	<b>21,312.80</b>	<b>40</b>	<b>0.00</b>	<b>0</b>	<b>10,795.00</b>	<b>5</b>	<b>0.00</b>	<b>231,728.00</b>	<b>220,933.00</b>
<b>EXPENDITURES</b>										
5001 SALARIES AND WAGES	14,757.40	160,047.50	35	31,390.97	6	185,091.75	36	0.00	509,109.00	324,017.25
5010 COMMODITIES	87.46	2,138.02	43	340.16	7	2,817.58	58	0.00	4,866.00	2,048.42
5020 SERVICES	1,065.57	4,744.09	23	934.77	4	4,115.01	20	0.00	20,776.00	16,660.99
<b>TOTAL EXPENDITURES</b>	<b>15,910.43</b>	<b>166,929.61</b>	<b>35</b>	<b>32,665.90</b>	<b>6</b>	<b>192,024.34</b>	<b>36</b>	<b>0.00</b>	<b>534,751.00</b>	<b>342,726.66</b>
<b>NET CHANGE IN FUND BALANCE</b>	<b>14,358.43</b>	<b>145,616.81</b>		<b>32,665.90</b>		<b>181,229.34</b>		<b>0.00</b>	<b>303,023.00</b>	<b>121,793.66</b>



**FUND DEPT 1080-124 : GENERAL CORPORATE - REGIONAL OFFICE EDUCATION**

7/11/2022 11:51:06 AM

**PERIOD ENDING 6/30/2022**

	ACTUAL LAST YEAR			ACTUAL THIS YEAR				ENCUMBRANCE	BUDGET	UNENCUMBERED BALANCE
	CURRENT MONTH	YEAR TO DATE	%	CURRENT MONTH	%	YEAR TO DATE	%			
<b>EXPENDITURES</b>										
5020 SERVICES	0.00	115,905.38	50	0.00	0	117,111.02	50	0.00	234,222.00	117,110.98
<b>TOTAL EXPENDITURES</b>	<b>0.00</b>	<b>115,905.38</b>	<b>50</b>	<b>0.00</b>	<b>0</b>	<b>117,111.02</b>	<b>50</b>	<b>0.00</b>	<b>234,222.00</b>	<b>117,110.98</b>
<b>NET CHANGE IN FUND BALANCE</b>	<b>0.00</b>	<b>115,905.38</b>		<b>0.00</b>		<b>117,111.02</b>		<b>0.00</b>	<b>234,222.00</b>	<b>117,110.98</b>



**FUND DEPT 1080-127 : GENERAL CORPORATE - VETERANS ASSISTNC COMMISSN**

7/11/2022 11:51:06 AM

**PERIOD ENDING 6/30/2022**

	ACTUAL LAST YEAR			ACTUAL THIS YEAR				ENCUMBRANCE	BUDGET	UNENCUMBERED BALANCE
	CURRENT MONTH	YEAR TO DATE	%	CURRENT MONTH	%	YEAR TO DATE	%			
<b>REVENUES</b>										
4009 MISCELLANEOUS REVENUES	0.00	6,304.70	0	0.00	0	0.00	0	0.00	0.00	0.00
<b>TOTAL REVENUES</b>	<b>0.00</b>	<b>6,304.70</b>	<b>0</b>	<b>0.00</b>	<b>0</b>	<b>0.00</b>	<b>0</b>	<b>0.00</b>	<b>0.00</b>	<b>0.00</b>
<b>EXPENDITURES</b>										
5001 SALARIES AND WAGES	1,787.04	20,327.58	43	3,680.64	8	20,933.64	43	0.00	48,318.00	27,384.36
5020 SERVICES	7,036.38	42,549.86	51	7,200.00	8	44,834.00	51	0.00	88,631.00	43,797.00
<b>TOTAL EXPENDITURES</b>	<b>8,823.42</b>	<b>62,877.44</b>	<b>49</b>	<b>10,880.64</b>	<b>8</b>	<b>65,767.64</b>	<b>48</b>	<b>0.00</b>	<b>136,949.00</b>	<b>71,181.36</b>
<b>NET CHANGE IN FUND BALANCE</b>	<b>8,823.42</b>	<b>56,572.74</b>		<b>10,880.64</b>		<b>65,767.64</b>		<b>0.00</b>	<b>136,949.00</b>	<b>71,181.36</b>



FUND DEPT 1080-130 : GENERAL CORPORATE - CIRC CLK SUPPORT ENFORCE

7/11/2022 11:51:06 AM

PERIOD ENDING 6/30/2022

	ACTUAL LAST YEAR			ACTUAL THIS YEAR				ENCUMBRANCE	BUDGET	UNENCUMBERED BALANCE
	CURRENT MONTH	YEAR TO DATE	%	CURRENT MONTH	%	YEAR TO DATE	%			
<b>REVENUES</b>										
4004 INTERGOVERNMENTAL REVENUE	2,982.00	6,447.00	25	0.00	0	0.00	0	0.00	12,896.00	12,896.00
<b>TOTAL REVENUES</b>	<b>2,982.00</b>	<b>6,447.00</b>	<b>25</b>	<b>0.00</b>	<b>0</b>	<b>0.00</b>	<b>0</b>	<b>0.00</b>	<b>12,896.00</b>	<b>12,896.00</b>
<b>EXPENDITURES</b>										
5001 SALARIES AND WAGES	1,573.50	18,563.12	45	0.00	0	0.00	0	0.00	12,896.00	12,896.00
<b>TOTAL EXPENDITURES</b>	<b>1,573.50</b>	<b>18,563.12</b>	<b>45</b>	<b>0.00</b>	<b>0</b>	<b>0.00</b>	<b>0</b>	<b>0.00</b>	<b>12,896.00</b>	<b>12,896.00</b>
<b>OTHER FINANCING SOURCES (USES)</b>										
<b>TOTAL OTHER FINANCING SOURCES (USES)</b>	<b>0.00</b>	<b>0.00</b>		<b>0.00</b>		<b>0.00</b>		<b>0.00</b>	<b>0.00</b>	<b>0.00</b>
<b>NET CHANGE IN FUND BALANCE</b>	<b>-1,408.50</b>	<b>12,116.12</b>		<b>0.00</b>		<b>0.00</b>		<b>0.00</b>	<b>0.00</b>	<b>0.00</b>



FUND DEPT 1080-140 : GENERAL CORPORATE - CORRECTIONAL CENTER

7/11/2022 11:51:06 AM

PERIOD ENDING 6/30/2022

	ACTUAL LAST YEAR			ACTUAL THIS YEAR				ENCUMBRANCE	BUDGET	UNENCUMBERED BALANCE
	CURRENT MONTH	YEAR TO DATE	%	CURRENT MONTH	%	YEAR TO DATE	%			
<b>REVENUES</b>										
4004 INTERGOVERNMENTAL REVENUE	8,548.92	17,808.84	16	834.05	0	324,783.27	104	0.00	312,540.00	-12,243.27
4007 CHARGES FOR SERVICES	35,736.80	194,369.71	39	49,590.26	12	80,937.65	19	0.00	422,875.00	341,937.35
4009 MISCELLANEOUS REVENUES	876.91	5,368.88	21	17,571.31	78	29,300.95	130	0.00	22,500.00	-6,800.95
<b>TOTAL REVENUES</b>	<b>45,162.63</b>	<b>217,547.43</b>	<b>35</b>	<b>67,995.62</b>	<b>9</b>	<b>435,021.87</b>	<b>57</b>	<b>0.00</b>	<b>757,915.00</b>	<b>322,893.13</b>
<b>EXPENDITURES</b>										
5001 SALARIES AND WAGES	126,064.53	1,354,067.77	47	231,107.83	7	1,394,665.33	43	0.00	3,275,297.00	1,880,631.67
5002 LAW ENFORCEMENT SALARIES	78,258.23	898,491.47	39	147,915.08	7	893,075.84	44	0.00	2,017,635.00	1,124,559.16
5003 FRINGE BENEFITS	273.80	672.48	96	150.21	23	538.21	83	0.00	645.00	106.79
5010 COMMODITIES	22,488.31	93,466.66	35	13,173.39	5	102,077.97	38	0.00	266,275.00	164,197.03
5020 SERVICES	148,148.50	689,297.42	48	460,325.46	12	1,538,835.48	39	0.00	3,932,144.00	2,393,308.52
<b>TOTAL EXPENDITURES</b>	<b>375,233.37</b>	<b>3,035,995.80</b>	<b>44</b>	<b>852,671.97</b>	<b>9</b>	<b>3,929,192.83</b>	<b>41</b>	<b>0.00</b>	<b>9,491,996.00</b>	<b>5,562,803.17</b>
<b>OTHER FINANCING SOURCES (USES)</b>										
6001 OTHER FINANCING SOURCES	0.00	0.00	0	0.00	0	0.00	0	0.00	1,096,056.00	1,096,056.00
<b>TOTAL OTHER FINANCING SOURCES (USES)</b>	<b>0.00</b>	<b>0.00</b>		<b>0.00</b>		<b>0.00</b>		<b>0.00</b>	<b>1,096,056.00</b>	<b>1,096,056.00</b>
<b>NET CHANGE IN FUND BALANCE</b>	<b>330,070.74</b>	<b>2,818,448.37</b>		<b>784,676.35</b>		<b>3,494,170.96</b>		<b>0.00</b>	<b>7,638,025.00</b>	<b>4,143,854.04</b>






FUND DEPT 1080-141 : GENERAL CORPORATE - STS ATTY SUPPORT ENFORCE

7/11/2022 11:51:06 AM

PERIOD ENDING 6/30/2022

	ACTUAL LAST YEAR			ACTUAL THIS YEAR				ENCUMBRANCE	BUDGET	UNENCUMBERED BALANCE
	CURRENT MONTH	YEAR TO DATE	%	CURRENT MONTH	%	YEAR TO DATE	%			
<b>REVENUES</b>										
4004 INTERGOVERNMENTAL REVENUE	36,797.20	132,203.97	42	25,889.26	8	101,375.08	31	0.00	324,550.00	223,174.92
<b>TOTAL REVENUES</b>	<b>36,797.20</b>	<b>132,203.97</b>	<b>42</b>	<b>25,889.26</b>	<b>8</b>	<b>101,375.08</b>	<b>31</b>	<b>0.00</b>	<b>324,550.00</b>	<b>223,174.92</b>
<b>EXPENDITURES</b>										
5001 SALARIES AND WAGES	8,024.25	85,828.33	34	18,888.01	8	103,067.14	45	0.00	229,377.00	126,309.86
5003 FRINGE BENEFITS	5,797.15	30,127.70	32	2,330.24	3	35,186.62	40	0.00	88,706.00	53,519.38
5010 COMMODITIES	0.00	978.79	11	36.77	0	1,171.91	13	0.00	9,030.00	7,858.09
5020 SERVICES	41.44	1,390.76	5	41.54	0	1,226.63	4	0.00	28,470.00	27,243.37
<b>TOTAL EXPENDITURES</b>	<b>13,862.84</b>	<b>118,325.58</b>	<b>31</b>	<b>21,296.56</b>	<b>6</b>	<b>140,652.30</b>	<b>40</b>	<b>0.00</b>	<b>355,583.00</b>	<b>214,930.70</b>
<b>NET CHANGE IN FUND BALANCE</b>	<b>-22,934.36</b>	<b>-13,878.39</b>		<b>-4,592.70</b>		<b>39,277.22</b>		<b>0.00</b>	<b>31,033.00</b>	<b>-8,244.22</b>



FUND DEPT 2075-100 : REGIONAL PLANNING COMM - REGIONAL PLANNING COMMISSION

7/11/2022 11:51:06 AM

PERIOD ENDING 6/30/2022

	ACTUAL LAST YEAR			ACTUAL THIS YEAR				ENCUMBRANCE	BUDGET	UNENCUMBERED BALANCE
	CURRENT MONTH	YEAR TO DATE	%	CURRENT MONTH	%	YEAR TO DATE	%			
<b>REVENUES</b>										
4004 INTERGOVERNMENTAL REVENUE	2,720,025.25	16,110,040.59	76	3,312,658.14	12	10,796,569.84	38	0.00	28,567,014.00	17,770,444.16
4007 CHARGES FOR SERVICES	143,607.76	810,714.91	47	86,459.39	5	581,277.37	34	0.00	1,711,700.00	1,130,422.63
4008 INVESTMENT EARNINGS	455.65	1,696.28	8	0.17	0	3,205.42	0	0.00	0.00	-3,205.42
4009 MISCELLANEOUS REVENUES	0.00	43,400.00	59	0.00	0	0.00	0	0.00	91,500.00	91,500.00
<b>TOTAL REVENUES</b>	<b>2,864,088.66</b>	<b>16,965,851.78</b>	<b>74</b>	<b>3,399,117.70</b>	<b>11</b>	<b>11,381,052.63</b>	<b>37</b>	<b>0.00</b>	<b>30,370,214.00</b>	<b>18,989,161.37</b>
<b>EXPENDITURES</b>										
5001 SALARIES AND WAGES	186,883.63	2,233,429.68	36	491,653.50	6	2,613,532.76	34	0.00	7,629,687.79	5,016,155.03
5003 FRINGE BENEFITS	120,031.86	691,043.06	57	63,787.32	4	691,769.26	41	0.00	1,701,445.00	1,009,675.74
5010 COMMODITIES	22,908.96	113,264.08	18	44,547.75	12	122,988.24	32	64,788.20	380,373.00	257,384.76
5020 SERVICES	3,096,412.61	8,517,550.21	62	1,879,710.28	9	8,900,529.96	44	817.50	20,301,546.21	11,401,016.25
8000 CAPITAL OUTLAY	0.00	0.00	0	73,164.44	22	73,164.44	22	-73,164.44	325,975.00	252,810.56
<b>TOTAL EXPENDITURES</b>	<b>3,426,237.06</b>	<b>11,555,287.03</b>	<b>53</b>	<b>2,552,863.29</b>	<b>8</b>	<b>12,401,984.66</b>	<b>41</b>	<b>-7,558.74</b>	<b>30,339,027.00</b>	<b>17,937,042.34</b>
<b>OTHER FINANCING SOURCES (USES)</b>										
6001 OTHER FINANCING SOURCES	36,841.31	96,368.20	29	11,393.45	3	81,543.43	21	0.00	397,493.00	315,949.57
7001 OTHER FINANCING USES	-14,330.51	-55,825.66	10	-11,393.45	4	-80,361.57	25	0.00	-320,715.00	-240,353.43
<b>TOTAL OTHER FINANCING SOURCES (USES)</b>	<b>22,510.80</b>	<b>40,542.54</b>		<b>0.00</b>		<b>1,181.86</b>		<b>0.00</b>	<b>76,778.00</b>	<b>75,596.14</b>
<b>NET CHANGE IN FUND BALANCE</b>	<b>539,637.60</b>	<b>-5,451,107.29</b>		<b>-846,254.41</b>		<b>1,019,750.17</b>		<b>-7,558.74</b>	<b>-107,965.00</b>	<b>-1,127,715.17</b>



**FUND DEPT 2076-011 : TORT IMMUNITY TAX FUND - SOLID WASTE MGMT**

7/11/2022 11:51:06 AM

**PERIOD ENDING 6/30/2022**

	ACTUAL LAST YEAR			ACTUAL THIS YEAR				ENCUMBRANCE	BUDGET	UNENCUMBERED BALANCE
	CURRENT MONTH	YEAR TO DATE	%	CURRENT MONTH	%	YEAR TO DATE	%			
<b>EXPENDITURES</b>										
<b>TOTAL EXPENDITURES</b>	0.00	0.00	0	0.00	0	0.00	0	0.00	0.00	0.00
<b>NET CHANGE IN FUND BALANCE</b>	0.00	0.00		0.00		0.00		0.00	0.00	0.00



FUND DEPT 2076-075 : TORT IMMUNITY TAX FUND - GENERAL COUNTY

7/11/2022 11:51:06 AM

PERIOD ENDING 6/30/2022

	ACTUAL LAST YEAR			ACTUAL THIS YEAR				ENCUMBRANCE	BUDGET	UNENCUMBERED BALANCE
	CURRENT MONTH	YEAR TO DATE	%	CURRENT MONTH	%	YEAR TO DATE	%			
<b>REVENUES</b>										
4001 PROPERTY TAX	1,192,301.58	1,192,301.58	53	1,006,415.55	28	1,006,415.55	28	0.00	3,643,009.00	2,636,593.45
4003 OTHER TAXES	0.00	0.00	0	0.00	0	0.00	0	0.00	2,000.00	2,000.00
4008 INVESTMENT EARNINGS	0.00	5.07	0	0.00	0	0.00	0	0.00	0.00	0.00
<b>TOTAL REVENUES</b>	<b>1,192,301.58</b>	<b>1,192,306.65</b>	<b>53</b>	<b>1,006,415.55</b>	<b>28</b>	<b>1,006,415.55</b>	<b>28</b>	<b>0.00</b>	<b>3,645,009.00</b>	<b>2,638,593.45</b>
<b>EXPENDITURES</b>										
5003 FRINGE BENEFITS	93,216.46	532,743.00	50	76,366.11	7	463,539.95	42	0.00	1,100,000.00	636,460.05
5020 SERVICES	0.00	0.00	0	0.00	0	0.00	0	0.00	1,200,000.00	1,200,000.00
<b>TOTAL EXPENDITURES</b>	<b>93,216.46</b>	<b>532,743.00</b>	<b>24</b>	<b>76,366.11</b>	<b>3</b>	<b>463,539.95</b>	<b>20</b>	<b>0.00</b>	<b>2,300,000.00</b>	<b>1,836,460.05</b>
<b>OTHER FINANCING SOURCES (USES)</b>										
<b>TOTAL OTHER FINANCING SOURCES (USES)</b>	<b>0.00</b>	<b>0.00</b>		<b>0.00</b>		<b>0.00</b>		<b>0.00</b>	<b>0.00</b>	<b>0.00</b>
<b>NET CHANGE IN FUND BALANCE</b>	<b>-1,099,085.12</b>	<b>-659,563.65</b>		<b>-930,049.44</b>		<b>-542,875.60</b>		<b>0.00</b>	<b>-1,345,009.00</b>	<b>-802,133.40</b>




FUND DEPT 2083-060 : COUNTY HIGHWAY - HIGHWAY

7/11/2022 11:51:06 AM

PERIOD ENDING 6/30/2022

	ACTUAL LAST YEAR			ACTUAL THIS YEAR				ENCUMBRANCE	BUDGET	UNENCUMBERED BALANCE
	CURRENT MONTH	YEAR TO DATE	%	CURRENT MONTH	%	YEAR TO DATE	%			
<b>REVENUES</b>										
4001 PROPERTY TAX	1,512,142.95	1,512,142.95	53	815,202.13	28	815,202.13	28	0.00	2,941,601.00	2,126,398.87
4004 INTERGOVERNMENTAL REVENUE	0.00	12,328.75	5	0.00	0	-5,412.19	-2	0.00	250,000.00	255,412.19
4007 CHARGES FOR SERVICES	142,220.06	197,927.29	35	3,234.97	1	147,963.16	27	0.00	555,000.00	407,036.84
4008 INVESTMENT EARNINGS	358.13	1,795.11	12	0.00	0	2,295.16	77	0.00	3,000.00	704.84
4009 MISCELLANEOUS REVENUES	0.00	1,461.40	0	203.71	0	1,004.11	0	0.00	0.00	-1,004.11
<b>TOTAL REVENUES</b>	<b>1,654,721.14</b>	<b>1,725,655.50</b>	<b>47</b>	<b>818,640.81</b>	<b>22</b>	<b>961,052.37</b>	<b>26</b>	<b>0.00</b>	<b>3,749,601.00</b>	<b>2,788,548.63</b>
<b>EXPENDITURES</b>										
5001 SALARIES AND WAGES	56,603.67	705,346.70	46	114,258.61	7	652,235.58	42	0.00	1,553,264.00	901,028.42
5003 FRINGE BENEFITS	39,521.47	244,291.94	41	20,146.15	4	200,641.17	36	0.00	555,589.00	354,947.83
5010 COMMODITIES	19,198.37	114,272.01	52	19,156.92	8	107,551.61	46	0.00	234,000.00	126,448.39
5020 SERVICES	27,025.30	265,411.25	45	50,544.54	8	289,099.87	46	0.00	621,960.40	332,860.53
8000 CAPITAL OUTLAY	0.00	250,522.70	40	0.00	0	15,888.43	2	0.00	710,000.00	694,111.57
<b>TOTAL EXPENDITURES</b>	<b>142,348.81</b>	<b>1,579,844.60</b>	<b>44</b>	<b>204,106.22</b>	<b>6</b>	<b>1,265,416.66</b>	<b>34</b>	<b>0.00</b>	<b>3,674,813.40</b>	<b>2,409,396.74</b>
<b>OTHER FINANCING SOURCES (USES)</b>										
6001 OTHER FINANCING SOURCES	0.00	0.00	0	0.00	0	0.00	0	0.00	47,000.00	47,000.00
7001 OTHER FINANCING USES	0.00	-12,675.05	8	0.00	0	0.00	0	0.00	-121,539.60	-121,539.60
<b>TOTAL OTHER FINANCING SOURCES (USES)</b>	<b>0.00</b>	<b>-12,675.05</b>		<b>0.00</b>		<b>0.00</b>		<b>0.00</b>	<b>-74,539.60</b>	<b>-74,539.60</b>
<b>NET CHANGE IN FUND BALANCE</b>	<b>-1,512,372.33</b>	<b>-133,135.85</b>		<b>-614,534.59</b>		<b>304,364.29</b>		<b>0.00</b>	<b>-248.00</b>	<b>-304,612.29</b>



FUND DEPT 2083-062 : COUNTY HIGHWAY - HIGHWAY BUILDING CAPITAL

7/11/2022 11:51:06 AM

PERIOD ENDING 6/30/2022

	ACTUAL LAST YEAR			ACTUAL THIS YEAR				ENCUMBRANCE	BUDGET	UNENCUMBERED BALANCE
	CURRENT MONTH	YEAR TO DATE	%	CURRENT MONTH	%	YEAR TO DATE	%			
<b>REVENUES</b>										
<b>TOTAL REVENUES</b>	<b>0.00</b>	<b>0.00</b>	<b>0</b>	<b>0.00</b>	<b>0</b>	<b>0.00</b>	<b>0</b>	<b>0.00</b>	<b>0.00</b>	<b>0.00</b>
<b>EXPENDITURES</b>										
5020 SERVICES	0.00	0.00	0	0.00	0	0.00	0	0.00	100,000.00	100,000.00
8000 CAPITAL OUTLAY	0.00	0.00	0	145,120.50	53	208,120.50	76	0.00	274,150.50	66,030.00
<b>TOTAL EXPENDITURES</b>	<b>0.00</b>	<b>0.00</b>	<b>0</b>	<b>145,120.50</b>	<b>39</b>	<b>208,120.50</b>	<b>56</b>	<b>0.00</b>	<b>374,150.50</b>	<b>166,030.00</b>
<b>OTHER FINANCING SOURCES (USES)</b>										
6001 OTHER FINANCING SOURCES	0.00	0.00	0	0.00	0	0.00	0	0.00	116,000.00	116,000.00
<b>TOTAL OTHER FINANCING SOURCES (USES)</b>	<b>0.00</b>	<b>0.00</b>		<b>0.00</b>		<b>0.00</b>		<b>0.00</b>	<b>116,000.00</b>	<b>116,000.00</b>
<b>NET CHANGE IN FUND BALANCE</b>	<b>0.00</b>	<b>0.00</b>		<b>145,120.50</b>		<b>208,120.50</b>		<b>0.00</b>	<b>258,150.50</b>	<b>50,030.00</b>



FUND DEPT 2084-060 : COUNTY BRIDGE - HIGHWAY

7/11/2022 11:51:06 AM

PERIOD ENDING 6/30/2022

	ACTUAL LAST YEAR			ACTUAL THIS YEAR				ENCUMBRANCE	BUDGET	UNENCUMBERED BALANCE
	CURRENT MONTH	YEAR TO DATE	%	CURRENT MONTH	%	YEAR TO DATE	%			
<b>REVENUES</b>										
4001 PROPERTY TAX	759,586.55	759,586.55	53	408,875.24	28	408,875.24	28	0.00	1,477,663.00	1,068,787.76
4004 INTERGOVERNMENTAL REVENUE	0.00	2,222.50	1	0.00	0	91,117.43	182	0.00	50,000.00	-41,117.43
4008 INVESTMENT EARNINGS	224.47	1,098.53	0	0.00	0	1,676.72	84	0.00	2,000.00	323.28
<b>TOTAL REVENUES</b>	<b>759,811.02</b>	<b>762,907.58</b>	<b>44</b>	<b>408,875.24</b>	<b>27</b>	<b>501,669.39</b>	<b>33</b>	<b>0.00</b>	<b>1,529,663.00</b>	<b>1,027,993.61</b>
<b>EXPENDITURES</b>										
5020 SERVICES	17,388.50	53,553.62	34	29,405.57	11	93,601.83	35	0.00	266,413.62	172,811.79
8000 CAPITAL OUTLAY	288,897.74	410,503.76	26	424,522.55	34	696,226.75	55	0.00	1,260,000.00	563,773.25
<b>TOTAL EXPENDITURES</b>	<b>306,286.24</b>	<b>464,057.38</b>	<b>27</b>	<b>453,928.12</b>	<b>30</b>	<b>789,828.58</b>	<b>52</b>	<b>0.00</b>	<b>1,526,413.62</b>	<b>736,585.04</b>
<b>OTHER FINANCING SOURCES (USES)</b>										
7001 OTHER FINANCING USES	0.00	-1,863.69	27	0.00	0	0.00	0	0.00	-1,586.38	-1,586.38
<b>TOTAL OTHER FINANCING SOURCES (USES)</b>	<b>0.00</b>	<b>-1,863.69</b>		<b>0.00</b>		<b>0.00</b>		<b>0.00</b>	<b>-1,586.38</b>	<b>-1,586.38</b>
<b>NET CHANGE IN FUND BALANCE</b>	<b>-453,524.78</b>	<b>-296,986.51</b>		<b>45,052.88</b>		<b>288,159.19</b>		<b>0.00</b>	<b>-1,663.00</b>	<b>-289,822.19</b>



**FUND DEPT 2085-060 : COUNTY MOTOR FUEL TAX - HIGHWAY**

7/11/2022 11:51:06 AM

**PERIOD ENDING 6/30/2022**

	ACTUAL LAST YEAR			ACTUAL THIS YEAR				ENCUMBRANCE	BUDGET	UNENCUMBERED BALANCE
	CURRENT MONTH	YEAR TO DATE	%	CURRENT MONTH	%	YEAR TO DATE	%			
<b>REVENUES</b>										
4004 INTERGOVERNMENTAL REVENUE	0.00	77,799.50	2	306,526.62	8	2,373,813.01	62	0.00	3,832,136.00	1,458,322.99
4007 CHARGES FOR SERVICES	0.00	15,286.95	0	0.00	0	1,093.21	0	0.00	0.00	-1,093.21
4008 INVESTMENT EARNINGS	442.63	2,181.05	4	0.00	0	7,438.61	149	0.00	5,000.00	-2,438.61
4009 MISCELLANEOUS REVENUES	0.00	480.00	0	0.00	0	0.00	0	0.00	0.00	0.00
<b>TOTAL REVENUES</b>	<b>442.63</b>	<b>95,747.50</b>	<b>3</b>	<b>306,526.62</b>	<b>8</b>	<b>2,382,344.83</b>	<b>62</b>	<b>0.00</b>	<b>3,837,136.00</b>	<b>1,454,791.17</b>
<b>EXPENDITURES</b>										
5001 SALARIES AND WAGES	6,590.54	79,026.64	46	13,549.08	8	81,294.58	46	0.00	175,226.00	93,931.42
5020 SERVICES	167,620.87	473,407.16	31	94,559.70	6	513,556.38	33	0.00	1,573,000.00	1,059,443.62
8000 CAPITAL OUTLAY	0.00	14,370.00	1	250,580.39	72	250,580.39	72	0.00	350,000.00	99,419.61
<b>TOTAL EXPENDITURES</b>	<b>174,211.41</b>	<b>566,803.80</b>	<b>21</b>	<b>358,689.17</b>	<b>17</b>	<b>845,431.35</b>	<b>40</b>	<b>0.00</b>	<b>2,098,226.00</b>	<b>1,252,794.65</b>
<b>NET CHANGE IN FUND BALANCE</b>	<b>173,768.78</b>	<b>471,056.30</b>		<b>52,162.55</b>		<b>-1,536,913.48</b>		<b>0.00</b>	<b>-1,738,910.00</b>	<b>-201,996.52</b>





**FUND DEPT 2088-044 : ILL.MUNICIPAL RETIREMENT - NURSING HOME**

7/11/2022 11:51:06 AM

**PERIOD ENDING 6/30/2022**

	ACTUAL LAST YEAR			ACTUAL THIS YEAR				ENCUMBRANCE	BUDGET	UNENCUMBERED BALANCE
	CURRENT MONTH	YEAR TO DATE	%	CURRENT MONTH	%	YEAR TO DATE	%			
<b>EXPENDITURES</b>										
<b>TOTAL EXPENDITURES</b>	0.00	0.00	0	0.00	0	0.00	0	0.00	0.00	0.00
<b>OTHER FINANCING SOURCES (USES)</b>										
<b>TOTAL OTHER FINANCING SOURCES (USES)</b>	0.00	0.00		0.00		0.00		0.00	0.00	0.00
<b>NET CHANGE IN FUND BALANCE</b>	0.00	0.00		0.00		0.00		0.00	0.00	0.00



FUND DEPT 2088-073 : ILL.MUNICIPAL RETIREMENT - ILL.MUNICIPAL RETIREMENT

7/11/2022 11:51:06 AM

PERIOD ENDING 6/30/2022

	ACTUAL LAST YEAR			ACTUAL THIS YEAR				ENCUMBRANCE	BUDGET	UNENCUMBERED BALANCE
	CURRENT MONTH	YEAR TO DATE	%	CURRENT MONTH	%	YEAR TO DATE	%			
<b>REVENUES</b>										
4001 PROPERTY TAX	1,540,361.39	1,540,361.39	53	796,324.85	28	796,324.85	28	0.00	2,872,498.00	2,076,173.15
4004 INTERGOVERNMENTAL REVENUE	0.00	124,000.00	100	0.00	0	0.00	0	0.00	124,000.00	124,000.00
4008 INVESTMENT EARNINGS	52.07	280.49	6	0.00	0	203.01	24	0.00	850.00	646.99
<b>TOTAL REVENUES</b>	<b>1,540,413.46</b>	<b>1,664,641.88</b>	<b>55</b>	<b>796,324.85</b>	<b>27</b>	<b>796,527.86</b>	<b>27</b>	<b>0.00</b>	<b>2,997,348.00</b>	<b>2,200,820.14</b>
<b>EXPENDITURES</b>										
5003 FRINGE BENEFITS	290,096.24	1,702,517.97	43	186,821.33	5	1,094,911.80	27	0.00	3,993,045.00	2,898,133.20
<b>TOTAL EXPENDITURES</b>	<b>290,096.24</b>	<b>1,702,517.97</b>	<b>43</b>	<b>186,821.33</b>	<b>5</b>	<b>1,094,911.80</b>	<b>27</b>	<b>0.00</b>	<b>3,993,045.00</b>	<b>2,898,133.20</b>
<b>OTHER FINANCING SOURCES (USES)</b>										
6001 OTHER FINANCING SOURCES	74,006.12	429,650.64	47	0.00	0	6,302.44	1	0.00	996,547.00	990,244.56
<b>TOTAL OTHER FINANCING SOURCES (USES)</b>	<b>74,006.12</b>	<b>429,650.64</b>		<b>0.00</b>		<b>6,302.44</b>		<b>0.00</b>	<b>996,547.00</b>	<b>990,244.56</b>
<b>NET CHANGE IN FUND BALANCE</b>	<b>-1,324,323.34</b>	<b>-391,774.55</b>		<b>-609,503.52</b>		<b>292,081.50</b>		<b>0.00</b>	<b>-850.00</b>	<b>-292,931.50</b>



FUND DEPT 2089-018 : COUNTY PUBLIC HEALTH FUND - C-U PUBLIC HEALTH DISTRICT

7/11/2022 11:51:06 AM

PERIOD ENDING 6/30/2022

	ACTUAL LAST YEAR			ACTUAL THIS YEAR				ENCUMBRANCE	BUDGET	UNENCUMBERED BALANCE
	CURRENT MONTH	YEAR TO DATE	%	CURRENT MONTH	%	YEAR TO DATE	%			
<b>REVENUES</b>										
4001 PROPERTY TAX	398,155.86	398,155.86	53	213,698.86	28	213,698.86	28	0.00	775,400.00	561,701.14
4003 OTHER TAXES	0.00	0.00	0	0.00	0	2,343.80	234	0.00	1,000.00	-1,343.80
<b>TOTAL REVENUES</b>	<b>398,155.86</b>	<b>398,155.86</b>	<b>53</b>	<b>213,698.86</b>	<b>28</b>	<b>216,042.66</b>	<b>28</b>	<b>0.00</b>	<b>776,400.00</b>	<b>560,357.34</b>
<b>EXPENDITURES</b>										
5020 SERVICES	151,238.68	151,238.68	20	0.00	0	0.00	0	0.00	776,400.00	776,400.00
<b>TOTAL EXPENDITURES</b>	<b>151,238.68</b>	<b>151,238.68</b>	<b>20</b>	<b>0.00</b>	<b>0</b>	<b>0.00</b>	<b>0</b>	<b>0.00</b>	<b>776,400.00</b>	<b>776,400.00</b>
<b>NET CHANGE IN FUND BALANCE</b>	<b>-246,917.18</b>	<b>-246,917.18</b>		<b>-213,698.86</b>		<b>-216,042.66</b>		<b>0.00</b>	<b>0.00</b>	<b>216,042.66</b>



FUND DEPT 2089-049 : COUNTY PUBLIC HEALTH FUND - BOARD OF HEALTH

7/11/2022 11:51:06 AM

PERIOD ENDING 6/30/2022

	ACTUAL LAST YEAR			ACTUAL THIS YEAR				ENCUMBRANCE	BUDGET	UNENCUMBERED BALANCE
	CURRENT MONTH	YEAR TO DATE	%	CURRENT MONTH	%	YEAR TO DATE	%			
<b>REVENUES</b>										
4001 PROPERTY TAX	319,112.85	319,112.85	54	172,317.87	28	172,317.87	28	0.00	620,916.00	448,598.13
4003 OTHER TAXES	0.00	433,671.59	30	0.00	0	0.00	0	0.00	0.00	0.00
4004 INTERGOVERNMENTAL REVENUE	4,458.84	314,835.91	52	263,099.47	16	823,545.82	50	0.00	1,639,920.00	816,374.18
4006 LICENSES AND PERMITS	12,537.50	81,112.50	70	7,474.00	5	37,013.00	26	0.00	139,725.00	102,712.00
4008 INVESTMENT EARNINGS	19.58	107.44	3	0.00	0	656.03	307	0.00	214.00	-442.03
4009 MISCELLANEOUS REVENUES	543.00	1,376.00	54	0.00	0	1,131.27	44	0.00	2,570.00	1,438.73
<b>TOTAL REVENUES</b>	<b>336,671.77</b>	<b>1,150,216.29</b>	<b>42</b>	<b>442,891.34</b>	<b>18</b>	<b>1,034,663.99</b>	<b>43</b>	<b>0.00</b>	<b>2,403,345.00</b>	<b>1,368,681.01</b>
<b>EXPENDITURES</b>										
5020 SERVICES	75,125.21	870,610.51	31	73,979.86	3	765,170.23	29	0.00	2,622,145.00	1,856,974.77
<b>TOTAL EXPENDITURES</b>	<b>75,125.21</b>	<b>870,610.51</b>	<b>31</b>	<b>73,979.86</b>	<b>3</b>	<b>765,170.23</b>	<b>29</b>	<b>0.00</b>	<b>2,622,145.00</b>	<b>1,856,974.77</b>
<b>OTHER FINANCING SOURCES (USES)</b>										
7001 OTHER FINANCING USES	0.00	-2,686.00	22	0.00	0	0.00	0	0.00	-1,161.00	-1,161.00
<b>TOTAL OTHER FINANCING SOURCES (USES)</b>	<b>0.00</b>	<b>-2,686.00</b>		<b>0.00</b>		<b>0.00</b>		<b>0.00</b>	<b>-1,161.00</b>	<b>-1,161.00</b>
<b>NET CHANGE IN FUND BALANCE</b>	<b>-261,546.56</b>	<b>-276,919.78</b>		<b>-368,911.48</b>		<b>-269,493.76</b>		<b>0.00</b>	<b>219,961.00</b>	<b>489,454.76</b>



FUND DEPT 2090-053 : MENTAL HEALTH - MENTAL HEALTH BOARD

7/11/2022 11:51:06 AM

PERIOD ENDING 6/30/2022

	ACTUAL LAST YEAR			ACTUAL THIS YEAR				ENCUMBRANCE	BUDGET	UNENCUMBERED BALANCE
	CURRENT MONTH	YEAR TO DATE	%	CURRENT MONTH	%	YEAR TO DATE	%			
<b>REVENUES</b>										
4001 PROPERTY TAX	2,826,737.42	2,826,737.42	53	1,521,219.00	28	1,521,219.00	28	0.00	5,501,918.00	3,980,699.00
4003 OTHER TAXES	0.00	0.00	0	0.00	0	0.00	0	0.00	4,000.00	4,000.00
4004 INTERGOVERNMENTAL REVENUE	65,462.00	196,386.00	49	0.00	0	98,856.00	25	0.00	395,426.00	296,570.00
4008 INVESTMENT EARNINGS	93.06	507.10	2	0.00	0	2,346.93	117	0.00	2,000.00	-346.93
4009 MISCELLANEOUS REVENUES	100.00	200.00	0	65,904.00	137	104,675.00	218	0.00	48,000.00	-56,675.00
<b>TOTAL REVENUES</b>	<b>2,892,392.48</b>	<b>3,023,830.52</b>	<b>52</b>	<b>1,587,123.00</b>	<b>27</b>	<b>1,727,096.93</b>	<b>29</b>	<b>0.00</b>	<b>5,951,344.00</b>	<b>4,224,247.07</b>
<b>EXPENDITURES</b>										
5001 SALARIES AND WAGES	16,711.60	210,939.05	48	34,425.80	8	186,833.35	41	0.00	452,787.00	265,953.65
5003 FRINGE BENEFITS	9,144.96	54,026.08	39	4,416.84	3	48,743.35	37	0.00	130,974.00	82,230.65
5010 COMMODITIES	742.08	3,958.20	24	605.94	4	8,277.62	57	0.00	14,650.00	6,372.38
5020 SERVICES	1,038,095.52	2,535,161.28	49	495,137.47	9	3,203,949.74	56	0.00	5,728,351.00	2,524,401.26
<b>TOTAL EXPENDITURES</b>	<b>1,064,694.16</b>	<b>2,804,084.61</b>	<b>48</b>	<b>534,586.05</b>	<b>8</b>	<b>3,447,804.06</b>	<b>54</b>	<b>0.00</b>	<b>6,326,762.00</b>	<b>2,878,957.94</b>
<b>OTHER FINANCING SOURCES (USES)</b>										
6001 OTHER FINANCING SOURCES	0.00	0.00	0	0.00	0	32,952.00	0	0.00	0.00	-32,952.00
7001 OTHER FINANCING USES	0.00	-11,644.00	20	0.00	0	0.00	0	0.00	-9,800.00	-9,800.00
<b>TOTAL OTHER FINANCING SOURCES (USES)</b>	<b>0.00</b>	<b>-11,644.00</b>		<b>0.00</b>		<b>32,952.00</b>		<b>0.00</b>	<b>-9,800.00</b>	<b>-42,752.00</b>
<b>NET CHANGE IN FUND BALANCE</b>	<b>-1,827,698.32</b>	<b>-208,101.91</b>		<b>-1,052,536.95</b>		<b>1,687,755.13</b>		<b>0.00</b>	<b>385,218.00</b>	<b>-1,302,537.13</b>



FUND DEPT 2091-047 : ANIMAL CONTROL - ANIMAL CONTROL ADMIN

7/11/2022 11:51:06 AM

PERIOD ENDING 6/30/2022

	ACTUAL LAST YEAR			ACTUAL THIS YEAR				ENCUMBRANCE	BUDGET	UNENCUMBERED BALANCE
	CURRENT MONTH	YEAR TO DATE	%	CURRENT MONTH	%	YEAR TO DATE	%			
<b>REVENUES</b>										
4006 LICENSES AND PERMITS	24,232.00	163,544.50	55	9,111.00	3	110,478.00	32	0.00	340,000.00	229,522.00
4008 INVESTMENT EARNINGS	14.20	75.93	4	0.00	0	394.15	39	0.00	1,000.00	605.85
4009 MISCELLANEOUS REVENUES	500.00	1,150.00	0	0.00	0	142.00	0	0.00	0.00	-142.00
<b>TOTAL REVENUES</b>	<b>24,746.20</b>	<b>164,770.43</b>	<b>55</b>	<b>9,111.00</b>	<b>3</b>	<b>111,014.15</b>	<b>33</b>	<b>0.00</b>	<b>341,000.00</b>	<b>229,985.85</b>
<b>EXPENDITURES</b>										
5001 SALARIES AND WAGES	4,058.72	47,956.83	45	12,392.32	7	76,399.32	45	0.00	168,481.00	92,081.68
5003 FRINGE BENEFITS	4,257.60	24,059.32	53	2,438.72	4	17,550.00	25	0.00	69,265.00	51,715.00
5010 COMMODITIES	1,595.62	4,854.21	37	393.41	3	5,640.93	47	0.00	12,100.00	6,459.07
5020 SERVICES	6,016.85	14,618.53	34	2,251.79	3	26,617.83	40	0.00	66,491.00	39,873.17
8000 CAPITAL OUTLAY	0.00	0.00	0	0.00	0	0.00	0	0.00	22,000.00	22,000.00
<b>TOTAL EXPENDITURES</b>	<b>15,928.79</b>	<b>91,488.89</b>	<b>44</b>	<b>17,476.24</b>	<b>5</b>	<b>126,208.08</b>	<b>37</b>	<b>0.00</b>	<b>338,337.00</b>	<b>212,128.92</b>
<b>OTHER FINANCING SOURCES (USES)</b>										
7001 OTHER FINANCING USES	0.00	-1,341.00	25	0.00	0	0.00	0	0.00	-25.00	-25.00
<b>TOTAL OTHER FINANCING SOURCES (USES)</b>	<b>0.00</b>	<b>-1,341.00</b>		<b>0.00</b>		<b>0.00</b>		<b>0.00</b>	<b>-25.00</b>	<b>-25.00</b>
<b>NET CHANGE IN FUND BALANCE</b>	<b>-8,817.41</b>	<b>-71,940.54</b>		<b>8,365.24</b>		<b>15,193.93</b>		<b>0.00</b>	<b>-2,638.00</b>	<b>-17,831.93</b>



FUND DEPT 2091-247 : ANIMAL CONTROL - ANIMAL WARDEN SERVICES

7/11/2022 11:51:06 AM

PERIOD ENDING 6/30/2022

	ACTUAL LAST YEAR			ACTUAL THIS YEAR				ENCUMBRANCE	BUDGET	UNENCUMBERED BALANCE
	CURRENT MONTH	YEAR TO DATE	%	CURRENT MONTH	%	YEAR TO DATE	%			
<b>REVENUES</b>										
4004 INTERGOVERNMENTAL REVENUE	271.03	55,541.63	39	53,028.97	27	91,114.82	46	0.00	198,176.00	107,061.18
4005 FINES AND FORFEITURES	250.00	6,212.53	62	150.00	2	7,380.00	74	0.00	10,000.00	2,620.00
4009 MISCELLANEOUS REVENUES	0.00	0.00	0	0.00	0	0.00	0	0.00	1,540.00	1,540.00
<b>TOTAL REVENUES</b>	<b>521.03</b>	<b>61,754.16</b>	<b>40</b>	<b>53,178.97</b>	<b>25</b>	<b>98,494.82</b>	<b>47</b>	<b>0.00</b>	<b>209,716.00</b>	<b>111,221.18</b>
<b>EXPENDITURES</b>										
5001 SALARIES AND WAGES	4,674.93	48,744.86	38	9,211.05	7	53,558.54	41	0.00	129,788.00	76,229.46
5003 FRINGE BENEFITS	3,864.92	20,649.31	34	1,748.73	3	16,735.40	28	0.00	58,845.00	42,109.60
5010 COMMODITIES	2,023.94	6,772.57	46	2,378.33	5	10,610.21	23	0.00	45,810.00	35,199.79
5020 SERVICES	791.68	3,161.16	25	1,013.00	6	2,819.65	18	0.00	16,000.00	13,180.35
8000 CAPITAL OUTLAY	0.00	16,077.00	100	0.00	0	51,107.00	100	0.00	51,107.00	0.00
<b>TOTAL EXPENDITURES</b>	<b>11,355.47</b>	<b>95,404.90</b>	<b>41</b>	<b>14,351.11</b>	<b>5</b>	<b>134,830.80</b>	<b>45</b>	<b>0.00</b>	<b>301,550.00</b>	<b>166,719.20</b>
<b>NET CHANGE IN FUND BALANCE</b>	<b>10,834.44</b>	<b>33,650.74</b>		<b>-38,827.86</b>		<b>36,335.98</b>		<b>0.00</b>	<b>91,834.00</b>	<b>55,498.02</b>



FUND DEPT 2091-248 : ANIMAL CONTROL - ANIMAL IMPOUND SERVICES

7/11/2022 11:51:06 AM

PERIOD ENDING 6/30/2022

	ACTUAL LAST YEAR			ACTUAL THIS YEAR				ENCUMBRANCE	BUDGET	UNENCUMBERED BALANCE
	CURRENT MONTH	YEAR TO DATE	%	CURRENT MONTH	%	YEAR TO DATE	%			
<b>REVENUES</b>										
4004 INTERGOVERNMENTAL REVENUE	53,437.38	134,757.21	83	44,180.08	27	86,102.61	52	0.00	165,634.00	79,531.39
4005 FINES AND FORFEITURES	1,253.00	23,411.84	58	108.00	0	28,067.39	63	0.00	44,800.00	16,732.61
<b>TOTAL REVENUES</b>	<b>54,690.38</b>	<b>158,169.05</b>	<b>78</b>	<b>44,288.08</b>	<b>21</b>	<b>114,170.00</b>	<b>54</b>	<b>0.00</b>	<b>210,434.00</b>	<b>96,264.00</b>
<b>EXPENDITURES</b>										
5001 SALARIES AND WAGES	4,565.44	50,740.75	44	10,753.17	8	58,957.01	42	0.00	141,651.00	82,693.99
5003 FRINGE BENEFITS	2,128.04	11,606.75	24	1,988.93	3	15,789.16	25	0.00	61,993.00	46,203.84
5010 COMMODITIES	2,300.06	13,196.07	50	1,768.02	5	12,447.11	37	0.00	33,700.00	21,252.89
5020 SERVICES	3,722.95	9,710.60	33	102.25	1	772.25	7	0.00	11,750.00	10,977.75
<b>TOTAL EXPENDITURES</b>	<b>12,716.49</b>	<b>85,254.17</b>	<b>39</b>	<b>14,612.37</b>	<b>6</b>	<b>87,965.53</b>	<b>35</b>	<b>0.00</b>	<b>249,094.00</b>	<b>161,128.47</b>
<b>NET CHANGE IN FUND BALANCE</b>	<b>-41,973.89</b>	<b>-72,914.88</b>		<b>-29,675.71</b>		<b>-26,204.47</b>		<b>0.00</b>	<b>38,660.00</b>	<b>64,864.47</b>





FUND DEPT 2092-074 : LAW LIBRARY - LAW LIBRARY

7/11/2022 11:51:06 AM

PERIOD ENDING 6/30/2022

	ACTUAL LAST YEAR			ACTUAL THIS YEAR				ENCUMBRANCE	BUDGET	UNENCUMBERED BALANCE
	CURRENT MONTH	YEAR TO DATE	%	CURRENT MONTH	%	YEAR TO DATE	%			
<b>REVENUES</b>										
4007 CHARGES FOR SERVICES	5,937.25	30,090.00	33	14,501.00	18	32,006.75	40	0.00	80,000.00	47,993.25
4008 INVESTMENT EARNINGS	3.69	19.74	3	0.00	0	131.41	131	0.00	100.00	-31.41
4009 MISCELLANEOUS REVENUES	0.00	0.00	0	0.00	0	715.00	0	0.00	0.00	-715.00
<b>TOTAL REVENUES</b>	<b>5,940.94</b>	<b>30,109.74</b>	<b>33</b>	<b>14,501.00</b>	<b>18</b>	<b>32,853.16</b>	<b>41</b>	<b>0.00</b>	<b>80,100.00</b>	<b>47,246.84</b>
<b>EXPENDITURES</b>										
5010 COMMODITIES	6,096.84	17,320.72	35	4,144.78	9	20,839.54	46	3,507.10	44,835.00	23,995.46
5020 SERVICES	428.57	6,672.15	26	7,442.45	20	15,031.55	40	0.00	37,150.00	22,118.45
<b>TOTAL EXPENDITURES</b>	<b>6,525.41</b>	<b>23,992.87</b>	<b>32</b>	<b>11,587.23</b>	<b>14</b>	<b>35,871.09</b>	<b>44</b>	<b>3,507.10</b>	<b>81,985.00</b>	<b>46,113.91</b>
<b>OTHER FINANCING SOURCES (USES)</b>										
<b>TOTAL OTHER FINANCING SOURCES (USES)</b>	<b>0.00</b>	<b>0.00</b>		<b>0.00</b>		<b>0.00</b>		<b>0.00</b>	<b>0.00</b>	<b>0.00</b>
<b>NET CHANGE IN FUND BALANCE</b>	<b>584.47</b>	<b>-6,116.87</b>		<b>-2,913.77</b>		<b>3,017.93</b>		<b>3,507.10</b>	<b>1,885.00</b>	<b>-1,132.93</b>



FUND DEPT 2093-031 : FORECLOSURE MEDIATION FND - CIRCUIT COURT

7/11/2022 11:51:06 AM

PERIOD ENDING 6/30/2022

	ACTUAL LAST YEAR			ACTUAL THIS YEAR				ENCUMBRANCE	BUDGET	UNENCUMBERED BALANCE
	CURRENT MONTH	YEAR TO DATE	%	CURRENT MONTH	%	YEAR TO DATE	%			
<b>REVENUES</b>										
4007 CHARGES FOR SERVICES	225.00	1,125.00	8	0.00	0	150.00	1	0.00	26,600.00	26,450.00
4008 INVESTMENT EARNINGS	1.18	6.35	3	0.00	0	22.45	22	0.00	100.00	77.55
<b>TOTAL REVENUES</b>	<b>226.18</b>	<b>1,131.35</b>	<b>7</b>	<b>0.00</b>	<b>0</b>	<b>172.45</b>	<b>1</b>	<b>0.00</b>	<b>26,700.00</b>	<b>26,527.55</b>
<b>EXPENDITURES</b>										
5001 SALARIES AND WAGES	304.59	5,105.10	46	566.28	4	4,332.90	31	0.00	14,000.00	9,667.10
5003 FRINGE BENEFITS	117.03	510.37	51	46.77	3	404.06	29	0.00	1,381.00	976.94
5010 COMMODITIES	0.00	44.75	22	0.00	0	0.00	0	0.00	200.00	200.00
5020 SERVICES	200.00	1,200.00	11	0.00	0	400.00	2	0.00	18,723.00	18,323.00
<b>TOTAL EXPENDITURES</b>	<b>621.62</b>	<b>6,860.22</b>	<b>30</b>	<b>613.05</b>	<b>2</b>	<b>5,136.96</b>	<b>15</b>	<b>0.00</b>	<b>34,304.00</b>	<b>29,167.04</b>
<b>OTHER FINANCING SOURCES (USES)</b>										
<b>TOTAL OTHER FINANCING SOURCES (USES)</b>	<b>0.00</b>	<b>0.00</b>		<b>0.00</b>		<b>0.00</b>		<b>0.00</b>	<b>0.00</b>	<b>0.00</b>
<b>NET CHANGE IN FUND BALANCE</b>	<b>395.44</b>	<b>5,728.87</b>		<b>613.05</b>		<b>4,964.51</b>		<b>0.00</b>	<b>7,604.00</b>	<b>2,639.49</b>




FUND DEPT 2101-054 : MHB/DDB CILA FACILITIES - CILA PROJECT

7/11/2022 11:51:06 AM

PERIOD ENDING 6/30/2022

	ACTUAL LAST YEAR			ACTUAL THIS YEAR				ENCUMBRANCE	BUDGET	UNENCUMBERED BALANCE
	CURRENT MONTH	YEAR TO DATE	%	CURRENT MONTH	%	YEAR TO DATE	%			
<b>REVENUES</b>										
4008 INVESTMENT EARNINGS	7.52	38.92	1	0.00	0	637.70	319	0.00	200.00	-437.70
4009 MISCELLANEOUS REVENUES	0.00	0.00	0	0.00	0	260,368.90	0	0.00	0.00	-260,368.90
<b>TOTAL REVENUES</b>	<b>7.52</b>	<b>38.92</b>	<b>0</b>	<b>0.00</b>	<b>0</b>	<b>261,006.60</b>	<b>130503</b>	<b>0.00</b>	<b>200.00</b>	<b>-260,806.60</b>
<b>EXPENDITURES</b>										
5010 COMMODITIES	0.00	5,170.20	21	0.00	0	0.00	0	0.00	6,176.00	6,176.00
5020 SERVICES	0.00	2,233.50	7	0.00	0	13,478.33	40	0.00	34,024.00	20,545.67
8000 CAPITAL OUTLAY	0.00	0.00	0	0.00	0	0.00	0	0.00	10,000.00	10,000.00
<b>TOTAL EXPENDITURES</b>	<b>0.00</b>	<b>7,403.70</b>	<b>10</b>	<b>0.00</b>	<b>0</b>	<b>13,478.33</b>	<b>27</b>	<b>0.00</b>	<b>50,200.00</b>	<b>36,721.67</b>
<b>OTHER FINANCING SOURCES (USES)</b>										
6001 OTHER FINANCING SOURCES	0.00	50,000.00	100	0.00	0	50,000.00	100	0.00	50,000.00	0.00
<b>TOTAL OTHER FINANCING SOURCES (USES)</b>	<b>0.00</b>	<b>50,000.00</b>		<b>0.00</b>		<b>50,000.00</b>		<b>0.00</b>	<b>50,000.00</b>	<b>0.00</b>
<b>NET CHANGE IN FUND BALANCE</b>	<b>-7.52</b>	<b>-42,635.22</b>		<b>0.00</b>		<b>-297,528.27</b>		<b>0.00</b>	<b>0.00</b>	<b>297,528.27</b>



FUND DEPT 2103-060 : HWY FED AID MATCHING FUND - HIGHWAY

7/11/2022 11:51:06 AM

PERIOD ENDING 6/30/2022

	ACTUAL LAST YEAR			ACTUAL THIS YEAR				ENCUMBRANCE	BUDGET	UNENCUMBERED BALANCE
	CURRENT MONTH	YEAR TO DATE	%	CURRENT MONTH	%	YEAR TO DATE	%			
<b>REVENUES</b>										
4001 PROPERTY TAX	61,136.67	61,136.67	54	33,016.69	28	33,016.69	28	0.00	118,945.00	85,928.31
4008 INVESTMENT EARNINGS	80.33	392.52	0	0.00	0	373.03	0	0.00	0.00	-373.03
<b>TOTAL REVENUES</b>	<b>61,217.00</b>	<b>61,529.19</b>	<b>55</b>	<b>33,016.69</b>	<b>28</b>	<b>33,389.72</b>	<b>28</b>	<b>0.00</b>	<b>118,945.00</b>	<b>85,555.28</b>
<b>EXPENDITURES</b>										
8000 CAPITAL OUTLAY	345,296.58	345,296.58	100	0.00	0	0.00	0	0.00	0.00	0.00
<b>TOTAL EXPENDITURES</b>	<b>345,296.58</b>	<b>345,296.58</b>	<b>93</b>	<b>0.00</b>	<b>0</b>	<b>0.00</b>	<b>0</b>	<b>0.00</b>	<b>0.00</b>	<b>0.00</b>
<b>OTHER FINANCING SOURCES (USES)</b>										
7001 OTHER FINANCING USES	0.00	-64.26	4	0.00	0	0.00	0	0.00	-200.00	-200.00
<b>TOTAL OTHER FINANCING SOURCES (USES)</b>	<b>0.00</b>	<b>-64.26</b>		<b>0.00</b>		<b>0.00</b>		<b>0.00</b>	<b>-200.00</b>	<b>-200.00</b>
<b>NET CHANGE IN FUND BALANCE</b>	<b>284,079.58</b>	<b>283,831.65</b>		<b>-33,016.69</b>		<b>-33,389.72</b>		<b>0.00</b>	<b>-118,745.00</b>	<b>-85,355.28</b>



FUND DEPT 2104-104 : EARLY CHILDHOOD FUND - EARLY CHILDHOOD DEVELOPMENT

7/11/2022 11:51:06 AM

PERIOD ENDING 6/30/2022

	ACTUAL LAST YEAR			ACTUAL THIS YEAR				ENCUMBRANCE	BUDGET	UNENCUMBERED BALANCE
	CURRENT MONTH	YEAR TO DATE	%	CURRENT MONTH	%	YEAR TO DATE	%			
<b>REVENUES</b>										
4004 INTERGOVERNMENTAL REVENUE	958,436.88	5,298,123.41	44	1,229,017.63	10	4,618,154.69	36	0.00	12,902,600.00	8,284,445.31
4007 CHARGES FOR SERVICES	8,625.00	54,640.00	53	7,150.00	6	33,450.00	26	0.00	126,800.00	93,350.00
4008 INVESTMENT EARNINGS	91.59	463.92	5	0.00	0	3,190.39	32	0.00	10,000.00	6,809.61
4009 MISCELLANEOUS REVENUES	39,917.00	372,589.42	236 6	4,938.10	38	386,873.86	297 6	0.00	13,000.00	-373,873.86
<b>TOTAL REVENUES</b>	<b>1,007,070.47</b>	<b>5,725,816.75</b>	<b>47</b>	<b>1,241,105.73</b>	<b>10</b>	<b>5,041,668.94</b>	<b>39</b>	<b>0.00</b>	<b>13,052,400.00</b>	<b>8,010,731.06</b>
<b>EXPENDITURES</b>										
5001 SALARIES AND WAGES	226,532.36	2,717,700.74	46	378,344.73	6	2,403,572.11	38	0.00	6,258,900.00	3,855,327.89
5003 FRINGE BENEFITS	164,485.82	953,317.26	46	52,059.56	2	720,017.79	34	0.00	2,131,630.00	1,411,612.21
5010 COMMODITIES	40,950.93	292,701.29	41	34,827.67	5	228,166.64	35	0.00	649,000.00	420,833.36
5020 SERVICES	234,412.12	1,385,004.75	41	215,237.25	6	1,374,024.12	37	15,544.65	3,685,720.00	2,311,695.88
8000 CAPITAL OUTLAY	0.00	0.00	0	0.00	0	32,018.58	0	0.00	0.00	-32,018.58
<b>TOTAL EXPENDITURES</b>	<b>666,381.23</b>	<b>5,348,724.04</b>	<b>43</b>	<b>680,469.21</b>	<b>5</b>	<b>4,757,799.24</b>	<b>37</b>	<b>15,544.65</b>	<b>12,725,250.00</b>	<b>7,967,450.76</b>
<b>OTHER FINANCING SOURCES (USES)</b>										
7001 OTHER FINANCING USES	0.00	0.00	0	0.00	0	0.00	0	0.00	-475,000.00	-475,000.00
<b>TOTAL OTHER FINANCING SOURCES (USES)</b>	<b>0.00</b>	<b>0.00</b>		<b>0.00</b>		<b>0.00</b>		<b>0.00</b>	<b>-475,000.00</b>	<b>-475,000.00</b>
<b>NET CHANGE IN FUND BALANCE</b>	<b>-340,689.24</b>	<b>-377,092.71</b>		<b>-560,636.52</b>		<b>-283,869.70</b>		<b>15,544.65</b>	<b>147,850.00</b>	<b>431,719.70</b>



FUND DEPT 2106-010 : PUBL SAFETY SALES TAX FND - COUNTY BOARD

7/11/2022 11:51:06 AM

PERIOD ENDING 6/30/2022

	ACTUAL LAST YEAR			ACTUAL THIS YEAR				ENCUMBRANCE	BUDGET	UNENCUMBERED BALANCE
	CURRENT MONTH	YEAR TO DATE	%	CURRENT MONTH	%	YEAR TO DATE	%			
<b>REVENUES</b>										
4002 LOCAL SALES TAX	659,501.99	903,664.84	40	0.00	0	614,751.68	19	0.00	3,251,717.00	2,636,965.32
4008 INVESTMENT EARNINGS	76.33	393.23	3	0.00	0	3,345.75	167	0.00	2,000.00	-1,345.75
<b>TOTAL REVENUES</b>	<b>659,578.32</b>	<b>904,058.07</b>	<b>40</b>	<b>0.00</b>	<b>0</b>	<b>618,097.43</b>	<b>19</b>	<b>0.00</b>	<b>3,253,717.00</b>	<b>2,635,619.57</b>
<b>EXPENDITURES</b>										
5020 SERVICES	0.00	41,666.65	42	109,749.13	12	487,510.51	54	0.00	900,000.00	412,489.49
5050 INTEREST AND FISCAL CHARGES	475.00	475.00	32	0.00	0	277.08	18	0.00	1,500.00	1,222.92
<b>TOTAL EXPENDITURES</b>	<b>475.00</b>	<b>42,141.65</b>	<b>42</b>	<b>109,749.13</b>	<b>12</b>	<b>487,787.59</b>	<b>54</b>	<b>0.00</b>	<b>901,500.00</b>	<b>413,712.41</b>
<b>OTHER FINANCING SOURCES (USES)</b>										
7001 OTHER FINANCING USES	0.00	-270,889.53	14	0.00	0	0.00	0	0.00	-1,966,261.00	-1,966,261.00
<b>TOTAL OTHER FINANCING SOURCES (USES)</b>	<b>0.00</b>	<b>-270,889.53</b>		<b>0.00</b>		<b>0.00</b>		<b>0.00</b>	<b>-1,966,261.00</b>	<b>-1,966,261.00</b>
<b>NET CHANGE IN FUND BALANCE</b>	<b>-659,103.32</b>	<b>-591,026.89</b>		<b>109,749.13</b>		<b>-130,309.84</b>		<b>0.00</b>	<b>-385,956.00</b>	<b>-255,646.16</b>



FUND DEPT 2106-013 : PUBL SAFETY SALES TAX FND - DEBT SERVICE

7/11/2022 11:51:06 AM

PERIOD ENDING 6/30/2022

	ACTUAL LAST YEAR			ACTUAL THIS YEAR				ENCUMBRANCE	BUDGET	UNENCUMBERED BALANCE
	CURRENT MONTH	YEAR TO DATE	%	CURRENT MONTH	%	YEAR TO DATE	%			
<b>REVENUES</b>										
4002 LOCAL SALES TAX	603,297.00	804,396.00	33	0.00	0	409,218.00	17	0.00	2,448,283.00	2,039,065.00
<b>TOTAL REVENUES</b>	<b>603,297.00</b>	<b>804,396.00</b>	<b>33</b>	<b>0.00</b>	<b>0</b>	<b>409,218.00</b>	<b>17</b>	<b>0.00</b>	<b>2,448,283.00</b>	<b>2,039,065.00</b>
<b>EXPENDITURES</b>										
5050 INTEREST AND FISCAL CHARGES	377,680.31	377,680.31	16	321,641.24	13	321,641.24	13	0.00	2,448,283.00	2,126,641.76
<b>TOTAL EXPENDITURES</b>	<b>377,680.31</b>	<b>377,680.31</b>	<b>16</b>	<b>321,641.24</b>	<b>13</b>	<b>321,641.24</b>	<b>13</b>	<b>0.00</b>	<b>2,448,283.00</b>	<b>2,126,641.76</b>
<b>NET CHANGE IN FUND BALANCE</b>	<b>-225,616.69</b>	<b>-426,715.69</b>		<b>321,641.24</b>		<b>-87,576.76</b>		<b>0.00</b>	<b>0.00</b>	<b>87,576.76</b>



**FUND DEPT 2106-060 : PUBL SAFETY SALES TAX FND - HIGHWAY**

7/11/2022 11:51:06 AM

**PERIOD ENDING 6/30/2022**

	ACTUAL LAST YEAR			ACTUAL THIS YEAR				ENCUMBRANCE	BUDGET	UNENCUMBERED BALANCE
	CURRENT MONTH	YEAR TO DATE	%	CURRENT MONTH	%	YEAR TO DATE	%			
<b>REVENUES</b>										
<b>TOTAL REVENUES</b>	0.00	0.00	0	0.00	0	0.00	0	0.00	0.00	0.00
<b>NET CHANGE IN FUND BALANCE</b>	0.00	0.00		0.00		0.00		0.00	0.00	0.00





**FUND DEPT 2106-230 : PUBL SAFETY SALES TAX FND - JUSTICE SYS TECHNOLGY PRJ**

7/11/2022 11:51:06 AM

**PERIOD ENDING 6/30/2022**

	ACTUAL LAST YEAR			ACTUAL THIS YEAR				ENCUMBRANCE	BUDGET	UNENCUMBERED BALANCE
	CURRENT MONTH	YEAR TO DATE	%	CURRENT MONTH	%	YEAR TO DATE	%			
<b>EXPENDITURES</b>										
5020 SERVICES	13,206.50	26,413.00	66	0.00	0	13,602.69	13	0.00	107,206.00	93,603.31
<b>TOTAL EXPENDITURES</b>	<b>13,206.50</b>	<b>26,413.00</b>	<b>66</b>	<b>0.00</b>	<b>0</b>	<b>13,602.69</b>	<b>13</b>	<b>0.00</b>	<b>107,206.00</b>	<b>93,603.31</b>
<b>NET CHANGE IN FUND BALANCE</b>	<b>13,206.50</b>	<b>26,413.00</b>		<b>0.00</b>		<b>13,602.69</b>		<b>0.00</b>	<b>107,206.00</b>	<b>93,603.31</b>



**FUND DEPT 2106-237 : PUBL SAFETY SALES TAX FND - DELINQ PREVENTION GRANTS**

7/11/2022 11:51:06 AM

**PERIOD ENDING 6/30/2022**

	ACTUAL LAST YEAR			ACTUAL THIS YEAR				ENCUMBRANCE	BUDGET	UNENCUMBERED BALANCE
	CURRENT MONTH	YEAR TO DATE	%	CURRENT MONTH	%	YEAR TO DATE	%			
<b>EXPENDITURES</b>										
5020 SERVICES	20,208.33	121,249.98	50	0.00	0	139,375.02	50	0.00	278,750.00	139,374.98
<b>TOTAL EXPENDITURES</b>	<b>20,208.33</b>	<b>121,249.98</b>	<b>50</b>	<b>0.00</b>	<b>0</b>	<b>139,375.02</b>	<b>50</b>	<b>0.00</b>	<b>278,750.00</b>	<b>139,374.98</b>
<b>NET CHANGE IN FUND BALANCE</b>	<b>20,208.33</b>	<b>121,249.98</b>		<b>0.00</b>		<b>139,375.02</b>		<b>0.00</b>	<b>278,750.00</b>	<b>139,374.98</b>



FUND DEPT 2107-010 : GEOGRAPHIC INF SYS FUND (GIS) - COUNTY BOARD

7/11/2022 11:51:06 AM

PERIOD ENDING 6/30/2022

	ACTUAL LAST YEAR			ACTUAL THIS YEAR				ENCUMBRANCE	BUDGET	UNENCUMBERED BALANCE
	CURRENT MONTH	YEAR TO DATE	%	CURRENT MONTH	%	YEAR TO DATE	%			
<b>REVENUES</b>										
4007 CHARGES FOR SERVICES	42,550.00	175,511.00	56	0.00	0	104,358.00	32	0.00	330,000.00	225,642.00
4008 INVESTMENT EARNINGS	13.52	73.75	4	0.00	0	507.22	254	0.00	200.00	-307.22
<b>TOTAL REVENUES</b>	<b>42,563.52</b>	<b>175,584.75</b>	<b>56</b>	<b>0.00</b>	<b>0</b>	<b>104,865.22</b>	<b>32</b>	<b>0.00</b>	<b>330,200.00</b>	<b>225,334.78</b>
<b>EXPENDITURES</b>										
5020 SERVICES	79,968.48	99,823.48	30	0.00	0	95,677.75	29	0.00	325,986.00	230,308.25
<b>TOTAL EXPENDITURES</b>	<b>79,968.48</b>	<b>99,823.48</b>	<b>30</b>	<b>0.00</b>	<b>0</b>	<b>95,677.75</b>	<b>29</b>	<b>0.00</b>	<b>325,986.00</b>	<b>230,308.25</b>
<b>NET CHANGE IN FUND BALANCE</b>	<b>37,404.96</b>	<b>-75,761.27</b>		<b>0.00</b>		<b>-9,187.47</b>		<b>0.00</b>	<b>-4,214.00</b>	<b>4,973.47</b>




FUND DEPT 2108-050 : DEVLPMNTL DISABILITY FUND - DEVL MNTL DISABILITY BOARD

7/11/2022 11:51:06 AM

PERIOD ENDING 6/30/2022

	ACTUAL LAST YEAR			ACTUAL THIS YEAR				ENCUMBRANCE	BUDGET	UNENCUMBERED BALANCE
	CURRENT MONTH	YEAR TO DATE	%	CURRENT MONTH	%	YEAR TO DATE	%			
<b>REVENUES</b>										
4001 PROPERTY TAX	2,321,116.62	2,321,116.62	53	1,249,473.77	28	1,249,473.77	28	0.00	4,518,334.00	3,268,860.23
4003 OTHER TAXES	0.00	0.00	0	0.00	0	0.00	0	0.00	3,000.00	3,000.00
4008 INVESTMENT EARNINGS	54.28	303.00	3	0.00	0	1,277.16	128	0.00	1,000.00	-277.16
4009 MISCELLANEOUS REVENUES	0.00	0.00	0	0.00	0	0.00	0	0.00	8,000.00	8,000.00
<b>TOTAL REVENUES</b>	<b>2,321,170.90</b>	<b>2,321,419.62</b>	<b>53</b>	<b>1,249,473.77</b>	<b>28</b>	<b>1,250,750.93</b>	<b>28</b>	<b>0.00</b>	<b>4,530,334.00</b>	<b>3,279,583.07</b>
<b>EXPENDITURES</b>										
5020 SERVICES	541,044.00	1,906,790.32	44	110,796.00	2	2,047,807.00	46	0.00	4,487,134.00	2,439,327.00
<b>TOTAL EXPENDITURES</b>	<b>541,044.00</b>	<b>1,906,790.32</b>	<b>44</b>	<b>110,796.00</b>	<b>2</b>	<b>2,047,807.00</b>	<b>46</b>	<b>0.00</b>	<b>4,487,134.00</b>	<b>2,439,327.00</b>
<b>OTHER FINANCING SOURCES (USES)</b>										
6001 OTHER FINANCING SOURCES	0.00	0.00	0	0.00	0	0.00	0	0.00	6,800.00	6,800.00
7001 OTHER FINANCING USES	0.00	-50,000.00	100	0.00	0	-50,000.00	100	0.00	-50,000.00	0.00
<b>TOTAL OTHER FINANCING SOURCES (USES)</b>	<b>0.00</b>	<b>-50,000.00</b>		<b>0.00</b>		<b>-50,000.00</b>		<b>0.00</b>	<b>-43,200.00</b>	<b>6,800.00</b>
<b>NET CHANGE IN FUND BALANCE</b>	<b>-1,780,126.90</b>	<b>-364,629.30</b>		<b>-1,138,677.77</b>		<b>847,056.07</b>		<b>0.00</b>	<b>0.00</b>	<b>-847,056.07</b>



FUND DEPT 2110-110 : WORKFORCE DEVELOPMENT FND - WORKFORCE DEVELOPMENT

7/11/2022 11:51:06 AM

PERIOD ENDING 6/30/2022

	ACTUAL LAST YEAR			ACTUAL THIS YEAR				ENCUMBRANCE	BUDGET	UNENCUMBERED BALANCE
	CURRENT MONTH	YEAR TO DATE	%	CURRENT MONTH	%	YEAR TO DATE	%			
<b>REVENUES</b>										
4004 INTERGOVERNMENTAL REVENUE	560,581.51	1,294,421.96	41	388,563.38	9	1,438,894.60	32	0.00	4,466,361.28	3,027,466.68
4007 CHARGES FOR SERVICES	2,592.84	31,350.30	24	9,625.04	7	70,677.41	51	0.00	138,500.00	67,822.59
<b>TOTAL REVENUES</b>	<b>563,174.35</b>	<b>1,325,772.26</b>	<b>36</b>	<b>398,188.42</b>	<b>9</b>	<b>1,509,572.01</b>	<b>33</b>	<b>0.00</b>	<b>4,604,861.28</b>	<b>3,095,289.27</b>
<b>EXPENDITURES</b>										
5001 SALARIES AND WAGES	35,485.08	342,471.92	57	45,588.94	4	241,085.30	20	0.00	1,209,919.53	968,834.23
5003 FRINGE BENEFITS	15,689.73	81,071.44	38	6,192.23	1	59,267.56	14	0.00	429,071.02	369,803.46
5010 COMMODITIES	0.00	1,799.20	21	0.00	0	778.50	9	0.00	8,269.00	7,490.50
5020 SERVICES	128,369.09	852,660.11	32	198,591.64	7	1,120,053.19	39	0.00	2,903,972.73	1,783,919.54
8000 CAPITAL OUTLAY	0.00	0.00	0	158,975.00	100	158,975.00	100	-158,975.00	158,975.00	0.00
<b>TOTAL EXPENDITURES</b>	<b>179,543.90</b>	<b>1,278,002.67</b>	<b>35</b>	<b>409,347.81</b>	<b>9</b>	<b>1,580,159.55</b>	<b>34</b>	<b>-158,975.00</b>	<b>4,710,207.28</b>	<b>3,130,047.73</b>
<b>OTHER FINANCING SOURCES (USES)</b>										
6001 OTHER FINANCING SOURCES	0.00	12,274.71	27	0.00	0	0.00	0	0.00	50,000.00	50,000.00
7001 OTHER FINANCING USES	0.00	-12,274.71	27	0.00	0	0.00	0	0.00	-50,000.00	-50,000.00
<b>TOTAL OTHER FINANCING SOURCES (USES)</b>	<b>0.00</b>	<b>0.00</b>		<b>0.00</b>		<b>0.00</b>		<b>0.00</b>	<b>0.00</b>	<b>0.00</b>
<b>NET CHANGE IN FUND BALANCE</b>	<b>-383,630.45</b>	<b>-47,769.59</b>		<b>11,159.39</b>		<b>70,587.54</b>		<b>-158,975.00</b>	<b>105,346.00</b>	<b>34,758.46</b>



**FUND DEPT 2120-060 : HWY IDOT REBUILD GRANT - HIGHWAY**

7/11/2022 11:51:06 AM

**PERIOD ENDING 6/30/2022**

	ACTUAL LAST YEAR			ACTUAL THIS YEAR				ENCUMBRANCE	BUDGET	UNENCUMBERED BALANCE
	CURRENT MONTH	YEAR TO DATE	%	CURRENT MONTH	%	YEAR TO DATE	%			
<b>REVENUES</b>										
4004 INTERGOVERNMENTAL REVENUE	0.00	1,924,899.52	100	0.00	0	962,449.76	50	0.00	1,924,900.00	962,450.24
4008 INVESTMENT EARNINGS	234.14	1,144.09	0	0.00	0	3,404.28	113	0.00	3,000.00	-404.28
<b>TOTAL REVENUES</b>	<b>234.14</b>	<b>1,926,043.61</b>	<b>100</b>	<b>0.00</b>	<b>0</b>	<b>965,854.04</b>	<b>50</b>	<b>0.00</b>	<b>1,927,900.00</b>	<b>962,045.96</b>
<b>EXPENDITURES</b>										
8000 CAPITAL OUTLAY	0.00	0.00	0	771,808.51	18	771,808.51	18	0.00	4,300,000.00	3,528,191.49
<b>TOTAL EXPENDITURES</b>	<b>0.00</b>	<b>0.00</b>	<b>0</b>	<b>771,808.51</b>	<b>18</b>	<b>771,808.51</b>	<b>18</b>	<b>0.00</b>	<b>4,300,000.00</b>	<b>3,528,191.49</b>
<b>NET CHANGE IN FUND BALANCE</b>	<b>-234.14</b>	<b>-1,926,043.61</b>		<b>771,808.51</b>		<b>-194,045.53</b>		<b>0.00</b>	<b>2,372,100.00</b>	<b>2,566,145.53</b>



**FUND DEPT 2121-060 : TWP IDOT REBUILD GRANT - HIGHWAY**

7/11/2022 11:51:06 AM

**PERIOD ENDING 6/30/2022**

	ACTUAL LAST YEAR			ACTUAL THIS YEAR				ENCUMBRANCE	BUDGET	UNENCUMBERED BALANCE
	CURRENT MONTH	YEAR TO DATE	%	CURRENT MONTH	%	YEAR TO DATE	%			
<b>REVENUES</b>										
4004 INTERGOVERNMENTAL REVENUE	0.00	1,724,934.74	0	0.00	0	862,467.37	0	0.00	0.00	-862,467.37
4008 INVESTMENT EARNINGS	199.74	989.79	0	0.00	0	2,041.72	0	0.00	0.00	-2,041.72
<b>TOTAL REVENUES</b>	<b>199.74</b>	<b>1,725,924.53</b>	<b>0</b>	<b>0.00</b>	<b>0</b>	<b>864,509.09</b>	<b>0</b>	<b>0.00</b>	<b>0.00</b>	<b>-864,509.09</b>
<b>EXPENDITURES</b>										
5020 SERVICES	116,314.39	703,771.69	0	302,880.05	2	690,776.80	5	0.00	15,000,000.00	14,309,223.20
<b>TOTAL EXPENDITURES</b>	<b>116,314.39</b>	<b>703,771.69</b>	<b>0</b>	<b>302,880.05</b>	<b>2</b>	<b>690,776.80</b>	<b>5</b>	<b>0.00</b>	<b>15,000,000.00</b>	<b>14,309,223.20</b>
<b>NET CHANGE IN FUND BALANCE</b>	<b>116,114.65</b>	<b>-1,022,152.84</b>		<b>302,880.05</b>		<b>-173,732.29</b>		<b>0.00</b>	<b>15,000,000.00</b>	<b>15,173,732.29</b>




**FUND DEPT 2188-044 : SOCIAL SECURITY FUND - NURSING HOME**

7/11/2022 11:51:06 AM

**PERIOD ENDING 6/30/2022**

	ACTUAL LAST YEAR			ACTUAL THIS YEAR				ENCUMBRANCE	BUDGET	UNENCUMBERED BALANCE
	CURRENT MONTH	YEAR TO DATE	%	CURRENT MONTH	%	YEAR TO DATE	%			
<b>EXPENDITURES</b>										
<b>TOTAL EXPENDITURES</b>	0.00	0.00	0	0.00	0	0.00	0	0.00	0.00	0.00
<b>OTHER FINANCING SOURCES (USES)</b>										
<b>TOTAL OTHER FINANCING SOURCES (USES)</b>	0.00	0.00		0.00		0.00		0.00	0.00	0.00
<b>NET CHANGE IN FUND BALANCE</b>	0.00	0.00		0.00		0.00		0.00	0.00	0.00





FUND DEPT 2188-075 : SOCIAL SECURITY FUND - GENERAL COUNTY

7/11/2022 11:51:06 AM

PERIOD ENDING 6/30/2022

	ACTUAL LAST YEAR			ACTUAL THIS YEAR				ENCUMBRANCE	BUDGET	UNENCUMBERED BALANCE
	CURRENT MONTH	YEAR TO DATE	%	CURRENT MONTH	%	YEAR TO DATE	%			
<b>REVENUES</b>										
4001 PROPERTY TAX	959,484.94	959,484.94	53	516,801.86	28	516,801.86	28	0.00	1,866,521.00	1,349,719.14
4008 INVESTMENT EARNINGS	17.43	94.24	3	0.00	0	340.22	0	0.00	0.00	-340.22
<b>TOTAL REVENUES</b>	<b>959,502.37</b>	<b>959,579.18</b>	<b>53</b>	<b>516,801.86</b>	<b>28</b>	<b>517,142.08</b>	<b>28</b>	<b>0.00</b>	<b>1,866,521.00</b>	<b>1,349,378.92</b>
<b>EXPENDITURES</b>										
5003 FRINGE BENEFITS	215,477.62	1,258,708.73	43	136,281.35	4	778,432.03	24	0.00	3,269,747.00	2,491,314.97
<b>TOTAL EXPENDITURES</b>	<b>215,477.62</b>	<b>1,258,708.73</b>	<b>43</b>	<b>136,281.35</b>	<b>4</b>	<b>778,432.03</b>	<b>24</b>	<b>0.00</b>	<b>3,269,747.00</b>	<b>2,491,314.97</b>
<b>OTHER FINANCING SOURCES (USES)</b>										
6001 OTHER FINANCING SOURCES	84,612.65	488,878.64	44	0.00	0	-6,302.44	0	0.00	1,403,226.00	1,409,528.44
<b>TOTAL OTHER FINANCING SOURCES (USES)</b>	<b>84,612.65</b>	<b>488,878.64</b>		<b>0.00</b>		<b>-6,302.44</b>		<b>0.00</b>	<b>1,403,226.00</b>	<b>1,409,528.44</b>
<b>NET CHANGE IN FUND BALANCE</b>	<b>-828,637.40</b>	<b>-189,749.09</b>		<b>-380,520.51</b>		<b>267,592.39</b>		<b>0.00</b>	<b>0.00</b>	<b>-267,592.39</b>




FUND DEPT 2474-474 : RPC USDA REVOLVING LOANS - RPC USDA REVOLVING LOANS

7/11/2022 11:51:06 AM

PERIOD ENDING 6/30/2022

	ACTUAL LAST YEAR			ACTUAL THIS YEAR				ENCUMBRANCE	BUDGET	UNENCUMBERED BALANCE
	CURRENT MONTH	YEAR TO DATE	%	CURRENT MONTH	%	YEAR TO DATE	%			
<b>REVENUES</b>										
4008 INVESTMENT EARNINGS	1,701.73	6,501.22	43	1,666.13	11	7,388.21	49	0.00	15,000.00	7,611.79
<b>TOTAL REVENUES</b>	<b>1,701.73</b>	<b>6,501.22</b>	<b>43</b>	<b>1,666.13</b>	<b>11</b>	<b>7,388.21</b>	<b>49</b>	<b>0.00</b>	<b>15,000.00</b>	<b>7,611.79</b>
<b>EXPENDITURES</b>										
5020 SERVICES	0.00	0.00	0	0.00	0	0.00	0	0.00	35,000.00	35,000.00
<b>TOTAL EXPENDITURES</b>	<b>0.00</b>	<b>0.00</b>	<b>0</b>	<b>0.00</b>	<b>0</b>	<b>0.00</b>	<b>0</b>	<b>0.00</b>	<b>35,000.00</b>	<b>35,000.00</b>
<b>OTHER FINANCING SOURCES (USES)</b>										
7001 OTHER FINANCING USES	0.00	-2,424.75	35	0.00	0	0.00	0	0.00	-7,000.00	-7,000.00
<b>TOTAL OTHER FINANCING SOURCES (USES)</b>	<b>0.00</b>	<b>-2,424.75</b>		<b>0.00</b>		<b>0.00</b>		<b>0.00</b>	<b>-7,000.00</b>	<b>-7,000.00</b>
<b>NET CHANGE IN FUND BALANCE</b>	<b>-1,701.73</b>	<b>-4,076.47</b>		<b>-1,666.13</b>		<b>-7,388.21</b>		<b>0.00</b>	<b>27,000.00</b>	<b>34,388.21</b>



FUND DEPT 2475-475 : RPC ECON DEVELOPMNT LOANS - RPC ECON DEVELOPMNT LOANS

7/11/2022 11:51:06 AM

PERIOD ENDING 6/30/2022

	ACTUAL LAST YEAR			ACTUAL THIS YEAR				ENCUMBRANCE	BUDGET	UNENCUMBERED BALANCE
	CURRENT MONTH	YEAR TO DATE	%	CURRENT MONTH	%	YEAR TO DATE	%			
<b>REVENUES</b>										
4008 INVESTMENT EARNINGS	7,521.98	64,751.10	73	7,808.38	7	89,022.15	81	0.00	110,500.00	21,477.85
<b>TOTAL REVENUES</b>	<b>7,521.98</b>	<b>64,751.10</b>	<b>19</b>	<b>7,808.38</b>	<b>7</b>	<b>89,022.15</b>	<b>81</b>	<b>0.00</b>	<b>110,500.00</b>	<b>21,477.85</b>
<b>EXPENDITURES</b>										
5020 SERVICES	0.00	0.00	0	0.00	0	0.00	0	0.00	155,000.00	155,000.00
<b>TOTAL EXPENDITURES</b>	<b>0.00</b>	<b>0.00</b>	<b>0</b>	<b>0.00</b>	<b>0</b>	<b>0.00</b>	<b>0</b>	<b>0.00</b>	<b>155,000.00</b>	<b>155,000.00</b>
<b>OTHER FINANCING SOURCES (USES)</b>										
6001 OTHER FINANCING SOURCES	0.00	0.00	0	0.00	0	0.00	0	0.00	500,000.00	500,000.00
7001 OTHER FINANCING USES	-8,130.09	-18,341.44	19	0.00	0	-1,181.86	2	0.00	-78,500.00	-77,318.14
<b>TOTAL OTHER FINANCING SOURCES (USES)</b>	<b>-8,130.09</b>	<b>-18,341.44</b>		<b>0.00</b>		<b>-1,181.86</b>		<b>0.00</b>	<b>421,500.00</b>	<b>422,681.86</b>
<b>NET CHANGE IN FUND BALANCE</b>	<b>608.11</b>	<b>-46,409.66</b>		<b>-7,808.38</b>		<b>-87,840.29</b>		<b>0.00</b>	<b>-377,000.00</b>	<b>-289,159.71</b>



FUND DEPT 2610-026 : WORKING CASH FUND - COUNTY TREASURER

7/11/2022 11:51:06 AM

PERIOD ENDING 6/30/2022

	ACTUAL LAST YEAR			ACTUAL THIS YEAR				ENCUMBRANCE	BUDGET	UNENCUMBERED BALANCE
	CURRENT MONTH	YEAR TO DATE	%	CURRENT MONTH	%	YEAR TO DATE	%			
<b>REVENUES</b>										
4008 INVESTMENT EARNINGS	12.51	66.99	1	0.00	0	399.22	6	0.00	7,000.00	6,600.78
<b>TOTAL REVENUES</b>	<b>12.51</b>	<b>66.99</b>	<b>1</b>	<b>0.00</b>	<b>0</b>	<b>399.22</b>	<b>6</b>	<b>0.00</b>	<b>7,000.00</b>	<b>6,600.78</b>
<b>OTHER FINANCING SOURCES (USES)</b>										
7001 OTHER FINANCING USES	0.00	0.00	0	0.00	0	0.00	0	0.00	-7,000.00	-7,000.00
<b>TOTAL OTHER FINANCING SOURCES (USES)</b>	<b>0.00</b>	<b>0.00</b>		<b>0.00</b>		<b>0.00</b>		<b>0.00</b>	<b>-7,000.00</b>	<b>-7,000.00</b>
<b>NET CHANGE IN FUND BALANCE</b>	<b>-12.51</b>	<b>-66.99</b>		<b>0.00</b>		<b>-399.22</b>		<b>0.00</b>	<b>0.00</b>	<b>399.22</b>



FUND DEPT 2611-022 : COUNTY CLK SURCHARGE FUND - COUNTY CLERK

7/11/2022 11:51:06 AM

PERIOD ENDING 6/30/2022

	ACTUAL LAST YEAR			ACTUAL THIS YEAR				ENCUMBRANCE	BUDGET	UNENCUMBERED BALANCE
	CURRENT MONTH	YEAR TO DATE	%	CURRENT MONTH	%	YEAR TO DATE	%			
<b>REVENUES</b>										
4007 CHARGES FOR SERVICES	1,073.00	4,292.00	36	1,012.00	8	4,706.00	39	0.00	12,000.00	7,294.00
<b>TOTAL REVENUES</b>	<b>1,073.00</b>	<b>4,292.00</b>	<b>36</b>	<b>1,012.00</b>	<b>8</b>	<b>4,706.00</b>	<b>39</b>	<b>0.00</b>	<b>12,000.00</b>	<b>7,294.00</b>
<b>EXPENDITURES</b>										
5020 SERVICES	0.00	3,219.00	27	0.00	0	3,694.00	31	0.00	12,000.00	8,306.00
<b>TOTAL EXPENDITURES</b>	<b>0.00</b>	<b>3,219.00</b>	<b>27</b>	<b>0.00</b>	<b>0</b>	<b>3,694.00</b>	<b>31</b>	<b>0.00</b>	<b>12,000.00</b>	<b>8,306.00</b>
<b>NET CHANGE IN FUND BALANCE</b>	<b>-1,073.00</b>	<b>-1,073.00</b>		<b>-1,012.00</b>		<b>-1,012.00</b>		<b>0.00</b>	<b>0.00</b>	<b>1,012.00</b>



**FUND DEPT 2612-040 : SHERIFF DRUG FORFEITURES - SHERIFF**

7/11/2022 11:51:06 AM

**PERIOD ENDING 6/30/2022**

	ACTUAL LAST YEAR			ACTUAL THIS YEAR				ENCUMBRANCE	BUDGET	UNENCUMBERED BALANCE
	CURRENT MONTH	YEAR TO DATE	%	CURRENT MONTH	%	YEAR TO DATE	%			
<b>REVENUES</b>										
4005 FINES AND FORFEITURES	9,460.11	9,460.11	95	896.36	9	896.36	9	0.00	10,000.00	9,103.64
4008 INVESTMENT EARNINGS	3.63	19.45	1	0.00	0	127.27	255	0.00	50.00	-77.27
<b>TOTAL REVENUES</b>	<b>9,463.74</b>	<b>9,479.56</b>	<b>80</b>	<b>896.36</b>	<b>9</b>	<b>1,023.63</b>	<b>10</b>	<b>0.00</b>	<b>10,050.00</b>	<b>9,026.37</b>
<b>EXPENDITURES</b>										
5010 COMMODITIES	666.35	3,543.89	44	0.00	0	2,506.43	31	0.00	8,000.00	5,493.57
5020 SERVICES	89.52	537.06	3	89.22	0	626.25	3	0.00	18,000.00	17,373.75
<b>TOTAL EXPENDITURES</b>	<b>755.87</b>	<b>4,080.95</b>	<b>16</b>	<b>89.22</b>	<b>0</b>	<b>3,132.68</b>	<b>12</b>	<b>0.00</b>	<b>26,000.00</b>	<b>22,867.32</b>
<b>OTHER FINANCING SOURCES (USES)</b>										
<b>TOTAL OTHER FINANCING SOURCES (USES)</b>	<b>0.00</b>	<b>0.00</b>		<b>0.00</b>		<b>0.00</b>		<b>0.00</b>	<b>0.00</b>	<b>0.00</b>
<b>NET CHANGE IN FUND BALANCE</b>	<b>-8,707.87</b>	<b>-5,398.61</b>		<b>-807.14</b>		<b>2,109.05</b>		<b>0.00</b>	<b>15,950.00</b>	<b>13,840.95</b>



FUND DEPT 2613-030 : COURT'S AUTOMATION FUND - CIRCUIT CLERK

7/11/2022 11:51:06 AM

PERIOD ENDING 6/30/2022

	ACTUAL LAST YEAR			ACTUAL THIS YEAR				ENCUMBRANCE	BUDGET	UNENCUMBERED BALANCE
	CURRENT MONTH	YEAR TO DATE	%	CURRENT MONTH	%	YEAR TO DATE	%			
<b>REVENUES</b>										
4004 INTERGOVERNMENTAL REVENUE	0.00	0.00	0	0.00	0	0.00	0	0.00	28,622.78	28,622.78
4007 CHARGES FOR SERVICES	21,044.25	103,705.56	41	34,120.81	15	71,683.40	32	0.00	225,190.00	153,506.60
4008 INVESTMENT EARNINGS	2.79	16.59	2	0.00	0	16.88	0	0.00	0.00	-16.88
<b>TOTAL REVENUES</b>	<b>21,047.04</b>	<b>103,722.15</b>	<b>41</b>	<b>34,120.81</b>	<b>13</b>	<b>71,700.28</b>	<b>28</b>	<b>0.00</b>	<b>253,812.78</b>	<b>182,112.50</b>
<b>EXPENDITURES</b>										
5010 COMMODITIES	0.00	4,887.76	49	0.00	0	0.00	0	0.00	11,925.00	11,925.00
5020 SERVICES	79,369.77	211,558.89	90	0.00	0	122,615.76	59	0.00	206,256.22	83,640.46
8000 CAPITAL OUTLAY	0.00	0.00	0	0.00	0	14,311.39	25	0.00	57,245.56	42,934.17
<b>TOTAL EXPENDITURES</b>	<b>79,369.77</b>	<b>216,446.65</b>	<b>74</b>	<b>0.00</b>	<b>0</b>	<b>136,927.15</b>	<b>50</b>	<b>0.00</b>	<b>275,426.78</b>	<b>138,499.63</b>
<b>OTHER FINANCING SOURCES (USES)</b>										
<b>TOTAL OTHER FINANCING SOURCES (USES)</b>	<b>0.00</b>	<b>0.00</b>		<b>0.00</b>		<b>0.00</b>		<b>0.00</b>	<b>0.00</b>	<b>0.00</b>
<b>NET CHANGE IN FUND BALANCE</b>	<b>58,322.73</b>	<b>112,724.50</b>		<b>-34,120.81</b>		<b>65,226.87</b>		<b>0.00</b>	<b>21,614.00</b>	<b>-43,612.87</b>



FUND DEPT 2614-023 : RECORDER'S AUTOMATION FND - RECORDER

7/11/2022 11:51:06 AM

PERIOD ENDING 6/30/2022

	ACTUAL LAST YEAR			ACTUAL THIS YEAR				ENCUMBRANCE	BUDGET	UNENCUMBERED BALANCE
	CURRENT MONTH	YEAR TO DATE	%	CURRENT MONTH	%	YEAR TO DATE	%			
<b>REVENUES</b>										
4007 CHARGES FOR SERVICES	21,198.16	99,533.10	57	0.00	0	54,210.50	30	0.00	180,000.00	125,789.50
4008 INVESTMENT EARNINGS	14.01	75.01	2	0.00	0	482.35	10	0.00	5,000.00	4,517.65
<b>TOTAL REVENUES</b>	<b>21,212.17</b>	<b>99,608.11</b>	<b>55</b>	<b>0.00</b>	<b>0</b>	<b>54,692.85</b>	<b>30</b>	<b>0.00</b>	<b>185,000.00</b>	<b>130,307.15</b>
<b>EXPENDITURES</b>										
5001 SALARIES AND WAGES	2,469.08	35,538.75	39	1,080.72	4	6,356.74	25	0.00	25,611.00	19,254.26
5003 FRINGE BENEFITS	366.16	1,429.32	36	144.88	4	945.41	25	0.00	3,783.00	2,837.59
5010 COMMODITIES	0.00	261.47	2	0.00	0	3,636.93	21	0.00	17,500.00	13,863.07
5020 SERVICES	4,659.41	30,749.37	41	1,979.88	3	32,447.86	46	0.00	70,600.00	38,152.14
8000 CAPITAL OUTLAY	0.00	55,600.00	100	0.00	0	61,600.00	100	0.00	61,600.00	0.00
<b>TOTAL EXPENDITURES</b>	<b>7,494.65</b>	<b>123,578.91</b>	<b>52</b>	<b>3,205.48</b>	<b>2</b>	<b>104,986.94</b>	<b>59</b>	<b>0.00</b>	<b>179,094.00</b>	<b>74,107.06</b>
<b>NET CHANGE IN FUND BALANCE</b>	<b>-13,717.52</b>	<b>23,970.80</b>		<b>3,205.48</b>		<b>50,294.09</b>		<b>0.00</b>	<b>-5,906.00</b>	<b>-56,200.09</b>






**FUND DEPT 2615-036 : PUBLIC DEFENDER AUTOMATN - PUBLIC DEFENDER**

7/11/2022 11:51:06 AM

**PERIOD ENDING 6/30/2022**

	ACTUAL LAST YEAR			ACTUAL THIS YEAR				ENCUMBRANCE	BUDGET	UNENCUMBERED BALANCE
	CURRENT MONTH	YEAR TO DATE	%	CURRENT MONTH	%	YEAR TO DATE	%			
<b>REVENUES</b>										
4007 CHARGES FOR SERVICES	236.00	453.00	113	90.00	14	136.00	21	0.00	650.00	514.00
<b>TOTAL REVENUES</b>	<b>236.00</b>	<b>453.00</b>	<b>113</b>	<b>90.00</b>	<b>14</b>	<b>136.00</b>	<b>21</b>	<b>0.00</b>	<b>650.00</b>	<b>514.00</b>
<b>EXPENDITURES</b>										
<b>TOTAL EXPENDITURES</b>	<b>0.00</b>	<b>0.00</b>	<b>0</b>	<b>0.00</b>	<b>0</b>	<b>0.00</b>	<b>0</b>	<b>0.00</b>	<b>0.00</b>	<b>0.00</b>
<b>NET CHANGE IN FUND BALANCE</b>	<b>-236.00</b>	<b>-453.00</b>		<b>-90.00</b>		<b>-136.00</b>		<b>0.00</b>	<b>-650.00</b>	<b>-514.00</b>



FUND DEPT 2617-030 : CHILD SUPPORT SERV FUND - CIRCUIT CLERK

7/11/2022 11:51:06 AM

PERIOD ENDING 6/30/2022

	ACTUAL LAST YEAR			ACTUAL THIS YEAR				ENCUMBRANCE	BUDGET	UNENCUMBERED BALANCE
	CURRENT MONTH	YEAR TO DATE	%	CURRENT MONTH	%	YEAR TO DATE	%			
<b>REVENUES</b>										
4007 CHARGES FOR SERVICES	100.00	9,051.00	55	0.00	0	144.00	1	0.00	18,102.00	17,958.00
4008 INVESTMENT EARNINGS	1.99	10.44	0	0.00	0	55.45	0	0.00	0.00	-55.45
<b>TOTAL REVENUES</b>	<b>101.99</b>	<b>9,061.44</b>	<b>55</b>	<b>0.00</b>	<b>0</b>	<b>199.45</b>	<b>1</b>	<b>0.00</b>	<b>18,102.00</b>	<b>17,902.55</b>
<b>EXPENDITURES</b>										
5001 SALARIES AND WAGES	1,344.80	15,604.15	44	0.00	0	0.00	0	0.00	0.00	0.00
5010 COMMODITIES	0.00	0.00	0	0.00	0	0.00	0	0.00	4,500.00	4,500.00
5020 SERVICES	0.00	0.00	0	0.00	0	2,500.00	19	0.00	13,425.00	10,925.00
<b>TOTAL EXPENDITURES</b>	<b>1,344.80</b>	<b>15,604.15</b>	<b>44</b>	<b>0.00</b>	<b>0</b>	<b>2,500.00</b>	<b>14</b>	<b>0.00</b>	<b>17,925.00</b>	<b>15,425.00</b>
<b>OTHER FINANCING SOURCES (USES)</b>										
<b>TOTAL OTHER FINANCING SOURCES (USES)</b>	<b>0.00</b>	<b>0.00</b>		<b>0.00</b>		<b>0.00</b>		<b>0.00</b>	<b>0.00</b>	<b>0.00</b>
<b>NET CHANGE IN FUND BALANCE</b>	<b>1,242.81</b>	<b>6,542.71</b>		<b>0.00</b>		<b>2,300.55</b>		<b>0.00</b>	<b>-177.00</b>	<b>-2,477.55</b>



**FUND DEPT 2618-051 : PROBATION SERVICES FUND - JUVENILE DETENTION CENTER**

7/11/2022 11:51:06 AM

**PERIOD ENDING 6/30/2022**

	ACTUAL LAST YEAR			ACTUAL THIS YEAR				ENCUMBRANCE	BUDGET	UNENCUMBERED BALANCE
	CURRENT MONTH	YEAR TO DATE	%	CURRENT MONTH	%	YEAR TO DATE	%			
<b>REVENUES</b>										
4007 CHARGES FOR SERVICES	4,201.38	21,818.69	52	5,815.30	13	11,283.80	25	0.00	45,000.00	33,716.20
<b>TOTAL REVENUES</b>	<b>4,201.38</b>	<b>21,818.69</b>	<b>52</b>	<b>5,815.30</b>	<b>13</b>	<b>11,283.80</b>	<b>25</b>	<b>0.00</b>	<b>45,000.00</b>	<b>33,716.20</b>
<b>EXPENDITURES</b>										
5010 COMMODITIES	0.00	2,202.10	100	0.00	0	0.00	0	0.00	0.00	0.00
5020 SERVICES	0.00	0.00	0	0.00	0	0.00	0	0.00	50,000.00	50,000.00
<b>TOTAL EXPENDITURES</b>	<b>0.00</b>	<b>2,202.10</b>	<b>4</b>	<b>0.00</b>	<b>0</b>	<b>0.00</b>	<b>0</b>	<b>0.00</b>	<b>50,000.00</b>	<b>50,000.00</b>
<b>OTHER FINANCING SOURCES (USES)</b>										
<b>TOTAL OTHER FINANCING SOURCES (USES)</b>	<b>0.00</b>	<b>0.00</b>		<b>0.00</b>		<b>0.00</b>		<b>0.00</b>	<b>0.00</b>	<b>0.00</b>
<b>NET CHANGE IN FUND BALANCE</b>	<b>-4,201.38</b>	<b>-19,616.59</b>		<b>-5,815.30</b>		<b>-11,283.80</b>		<b>0.00</b>	<b>5,000.00</b>	<b>16,283.80</b>



FUND DEPT 2618-052 : PROBATION SERVICES FUND - COURT SERVICES -PROBATION

7/11/2022 11:51:06 AM

PERIOD ENDING 6/30/2022

	ACTUAL LAST YEAR			ACTUAL THIS YEAR				ENCUMBRANCE	BUDGET	UNENCUMBERED BALANCE
	CURRENT MONTH	YEAR TO DATE	%	CURRENT MONTH	%	YEAR TO DATE	%			
<b>REVENUES</b>										
4007 CHARGES FOR SERVICES	45,818.71	223,412.01	56	60,144.08	16	110,801.02	30	0.00	375,000.00	264,198.98
4008 INVESTMENT EARNINGS	49.96	269.57	2	0.00	0	1,921.08	256	0.00	750.00	-1,171.08
4009 MISCELLANEOUS REVENUES	0.00	115.00	1	0.00	0	0.00	0	0.00	10,500.00	10,500.00
<b>TOTAL REVENUES</b>	<b>45,868.67</b>	<b>223,796.58</b>	<b>53</b>	<b>60,144.08</b>	<b>16</b>	<b>112,722.10</b>	<b>29</b>	<b>0.00</b>	<b>386,250.00</b>	<b>273,527.90</b>
<b>EXPENDITURES</b>										
5010 COMMODITIES	7,940.33	19,035.78	23	7,306.46	9	15,087.54	18	0.00	84,750.00	69,662.46
5020 SERVICES	6,746.27	40,423.36	14	6,983.74	2	41,008.74	14	0.00	292,750.00	251,741.26
8000 CAPITAL OUTLAY	0.00	0.00	0	0.00	0	0.00	0	0.00	36,500.00	36,500.00
<b>TOTAL EXPENDITURES</b>	<b>14,686.60</b>	<b>59,459.14</b>	<b>14</b>	<b>14,290.20</b>	<b>3</b>	<b>56,096.28</b>	<b>14</b>	<b>0.00</b>	<b>414,000.00</b>	<b>357,903.72</b>
<b>OTHER FINANCING SOURCES (USES)</b>										
7001 OTHER FINANCING USES	0.00	0.00	0	0.00	0	0.00	0	0.00	-10,000.00	-10,000.00
<b>TOTAL OTHER FINANCING SOURCES (USES)</b>	<b>0.00</b>	<b>0.00</b>		<b>0.00</b>		<b>0.00</b>		<b>0.00</b>	<b>-10,000.00</b>	<b>-10,000.00</b>
<b>NET CHANGE IN FUND BALANCE</b>	<b>-31,182.07</b>	<b>-164,337.44</b>		<b>-45,853.88</b>		<b>-56,625.82</b>		<b>0.00</b>	<b>37,750.00</b>	<b>94,375.82</b>



FUND DEPT 2619-026 : TAX SALE AUTOMATION FUND - COUNTY TREASURER

7/11/2022 11:51:06 AM

PERIOD ENDING 6/30/2022

	ACTUAL LAST YEAR			ACTUAL THIS YEAR				ENCUMBRANCE	BUDGET	UNENCUMBERED BALANCE
	CURRENT MONTH	YEAR TO DATE	%	CURRENT MONTH	%	YEAR TO DATE	%			
<b>REVENUES</b>										
4007 CHARGES FOR SERVICES	1,246.00	3,390.06	13	1,806.00	9	6,045.50	30	0.00	20,000.00	13,954.50
4008 INVESTMENT EARNINGS	0.25	1.32	1	0.00	0	16.46	8	0.00	200.00	183.54
<b>TOTAL REVENUES</b>	<b>1,246.25</b>	<b>3,391.38</b>	<b>13</b>	<b>1,806.00</b>	<b>9</b>	<b>6,061.96</b>	<b>30</b>	<b>0.00</b>	<b>20,200.00</b>	<b>14,138.04</b>
<b>EXPENDITURES</b>										
5001 SALARIES AND WAGES	1,456.00	2,736.00	32	2,263.00	30	4,431.00	59	0.00	7,500.00	3,069.00
5003 FRINGE BENEFITS	273.52	273.52	30	183.28	22	349.81	42	0.00	824.00	474.19
5010 COMMODITIES	0.00	0.00	0	0.00	0	0.00	0	0.00	1,100.00	1,100.00
5020 SERVICES	735.16	885.16	68	0.00	0	0.00	0	0.00	2,000.00	2,000.00
<b>TOTAL EXPENDITURES</b>	<b>2,464.68</b>	<b>3,894.68</b>	<b>21</b>	<b>2,446.28</b>	<b>21</b>	<b>4,780.81</b>	<b>42</b>	<b>0.00</b>	<b>11,424.00</b>	<b>6,643.19</b>
<b>NET CHANGE IN FUND BALANCE</b>	<b>1,218.43</b>	<b>503.30</b>		<b>640.28</b>		<b>-1,281.15</b>		<b>0.00</b>	<b>-8,776.00</b>	<b>-7,494.85</b>




FUND DEPT 2621-041 : STS ATTY DRUG FORFEITURES - STATES ATTORNEY

7/11/2022 11:51:06 AM

PERIOD ENDING 6/30/2022

	ACTUAL LAST YEAR			ACTUAL THIS YEAR				ENCUMBRANCE	BUDGET	UNENCUMBERED BALANCE
	CURRENT MONTH	YEAR TO DATE	%	CURRENT MONTH	%	YEAR TO DATE	%			
<b>REVENUES</b>										
4005 FINES AND FORFEITURES	2,327.81	47,563.03	198	1,705.15	7	43,983.85	183	0.00	24,000.00	-19,983.85
4008 INVESTMENT EARNINGS	5.48	29.32	84	0.00	0	144.99	0	0.00	0.00	-144.99
<b>TOTAL REVENUES</b>	<b>2,333.29</b>	<b>47,592.35</b>	<b>198</b>	<b>1,705.15</b>	<b>7</b>	<b>44,128.84</b>	<b>184</b>	<b>0.00</b>	<b>24,000.00</b>	<b>-20,128.84</b>
<b>EXPENDITURES</b>										
5010 COMMODITIES	6,787.31	36,608.23	61	3,609.19	6	7,404.85	13	0.00	57,700.00	50,295.15
5020 SERVICES	2,269.84	8,350.24	19	0.00	0	16,434.70	35	0.00	46,475.00	30,040.30
<b>TOTAL EXPENDITURES</b>	<b>9,057.15</b>	<b>44,958.47</b>	<b>43</b>	<b>3,609.19</b>	<b>3</b>	<b>23,839.55</b>	<b>23</b>	<b>0.00</b>	<b>104,175.00</b>	<b>80,335.45</b>
<b>OTHER FINANCING SOURCES (USES)</b>										
<b>TOTAL OTHER FINANCING SOURCES (USES)</b>	<b>0.00</b>	<b>0.00</b>		<b>0.00</b>		<b>0.00</b>		<b>0.00</b>	<b>0.00</b>	<b>0.00</b>
<b>NET CHANGE IN FUND BALANCE</b>	<b>6,723.86</b>	<b>-2,633.88</b>		<b>1,904.04</b>		<b>-20,289.29</b>		<b>0.00</b>	<b>80,175.00</b>	<b>100,464.29</b>



FUND DEPT 2627-026 : PROPERTY TAX INT FEE FUND - COUNTY TREASURER

7/11/2022 11:51:06 AM

PERIOD ENDING 6/30/2022

	ACTUAL LAST YEAR			ACTUAL THIS YEAR				ENCUMBRANCE	BUDGET	UNENCUMBERED BALANCE
	CURRENT MONTH	YEAR TO DATE	%	CURRENT MONTH	%	YEAR TO DATE	%			
<b>REVENUES</b>										
4007 CHARGES FOR SERVICES	0.00	120.00	0	240.00	0	240.00	0	0.00	55,000.00	54,760.00
4008 INVESTMENT EARNINGS	3.88	4,267.47	427	0.00	0	33.43	2	0.00	2,000.00	1,966.57
<b>TOTAL REVENUES</b>	<b>3.88</b>	<b>4,387.47</b>	<b>8</b>	<b>240.00</b>	<b>0</b>	<b>273.43</b>	<b>0</b>	<b>0.00</b>	<b>57,000.00</b>	<b>56,726.57</b>
<b>OTHER FINANCING SOURCES (USES)</b>										
7001 OTHER FINANCING USES	0.00	0.00	0	0.00	0	0.00	0	0.00	-57,000.00	-57,000.00
<b>TOTAL OTHER FINANCING SOURCES (USES)</b>	<b>0.00</b>	<b>0.00</b>		<b>0.00</b>		<b>0.00</b>		<b>0.00</b>	<b>-57,000.00</b>	<b>-57,000.00</b>
<b>NET CHANGE IN FUND BALANCE</b>	<b>-3.88</b>	<b>-4,387.47</b>		<b>-240.00</b>		<b>-273.43</b>		<b>0.00</b>	<b>0.00</b>	<b>273.43</b>



FUND DEPT 2628-022 : ELECTN ASSIST/ACCESSIBLTY - COUNTY CLERK

7/11/2022 11:51:06 AM

PERIOD ENDING 6/30/2022

	ACTUAL LAST YEAR			ACTUAL THIS YEAR				ENCUMBRANCE	BUDGET	UNENCUMBERED BALANCE
	CURRENT MONTH	YEAR TO DATE	%	CURRENT MONTH	%	YEAR TO DATE	%			
<b>REVENUES</b>										
4004 INTERGOVERNMENTAL REVENUE	0.00	9,313.00	5	9,637.25	4	9,637.25	4	0.00	221,768.00	212,130.75
<b>TOTAL REVENUES</b>	<b>0.00</b>	<b>9,313.00</b>	<b>5</b>	<b>9,637.25</b>	<b>4</b>	<b>9,637.25</b>	<b>4</b>	<b>0.00</b>	<b>221,768.00</b>	<b>212,130.75</b>
<b>EXPENDITURES</b>										
5001 SALARIES AND WAGES	0.00	0.00	0	1,876.91	5	6,742.04	19	0.00	35,000.00	28,257.96
5003 FRINGE BENEFITS	0.00	0.00	0	152.71	5	566.30	20	0.00	2,850.00	2,283.70
5010 COMMODITIES	0.00	21,638.78	61	65,410.24	65	65,410.24	65	0.00	100,800.00	35,389.76
5020 SERVICES	1,136.60	49,953.25	42	1,621.99	2	8,389.24	10	0.00	83,118.00	74,728.76
<b>TOTAL EXPENDITURES</b>	<b>1,136.60</b>	<b>71,592.03</b>	<b>37</b>	<b>69,061.85</b>	<b>31</b>	<b>81,107.82</b>	<b>37</b>	<b>0.00</b>	<b>221,768.00</b>	<b>140,660.18</b>
<b>OTHER FINANCING SOURCES (USES)</b>										
6001 OTHER FINANCING SOURCES	16,198.55	79,147.70	0	0.00	0	0.00	0	0.00	0.00	0.00
<b>TOTAL OTHER FINANCING SOURCES (USES)</b>	<b>16,198.55</b>	<b>79,147.70</b>		<b>0.00</b>		<b>0.00</b>		<b>0.00</b>	<b>0.00</b>	<b>0.00</b>
<b>NET CHANGE IN FUND BALANCE</b>	<b>-15,061.95</b>	<b>-16,868.67</b>		<b>59,424.60</b>		<b>71,470.57</b>		<b>0.00</b>	<b>0.00</b>	<b>-71,470.57</b>





FUND DEPT 2629-010 : COUNTY HISTORICAL FUND - COUNTY BOARD

7/11/2022 11:51:06 AM

PERIOD ENDING 6/30/2022

	ACTUAL LAST YEAR			ACTUAL THIS YEAR				ENCUMBRANCE	BUDGET	UNENCUMBERED BALANCE
	CURRENT MONTH	YEAR TO DATE	%	CURRENT MONTH	%	YEAR TO DATE	%			
<b>REVENUES</b>										
4008 INVESTMENT EARNINGS	0.29	1.57	3	0.00	0	9.44	94	0.00	10.00	0.56
<b>TOTAL REVENUES</b>	<b>0.29</b>	<b>1.57</b>	<b>3</b>	<b>0.00</b>	<b>0</b>	<b>9.44</b>	<b>94</b>	<b>0.00</b>	<b>10.00</b>	<b>0.56</b>
<b>NET CHANGE IN FUND BALANCE</b>	<b>-0.29</b>	<b>-1.57</b>		<b>0.00</b>		<b>-9.44</b>		<b>0.00</b>	<b>-10.00</b>	<b>-0.56</b>



FUND DEPT 2630-030 : CIR CLK OPERATION & ADMIN - CIRCUIT CLERK

7/11/2022 11:51:06 AM

PERIOD ENDING 6/30/2022

	ACTUAL LAST YEAR			ACTUAL THIS YEAR				ENCUMBRANCE	BUDGET	UNENCUMBERED BALANCE
	CURRENT MONTH	YEAR TO DATE	%	CURRENT MONTH	%	YEAR TO DATE	%			
<b>REVENUES</b>										
4007 CHARGES FOR SERVICES	17,234.32	128,294.72	51	225,656.28	85	373,172.63	140	0.00	265,824.00	-107,348.63
4008 INVESTMENT EARNINGS	1.41	6.91	0	0.00	0	118.75	0	0.00	0.00	-118.75
4009 MISCELLANEOUS REVENUES	0.00	7,383.34	0	0.00	0	0.00	0	0.00	0.00	0.00
<b>TOTAL REVENUES</b>	<b>17,235.73</b>	<b>135,684.97</b>	<b>54</b>	<b>225,656.28</b>	<b>85</b>	<b>373,291.38</b>	<b>140</b>	<b>0.00</b>	<b>265,824.00</b>	<b>-107,467.38</b>
<b>EXPENDITURES</b>										
5001 SALARIES AND WAGES	4,114.50	47,728.20	26	8,229.00	8	47,316.75	44	0.00	106,978.00	59,661.25
5003 FRINGE BENEFITS	1,996.15	11,945.27	43	1,086.43	4	10,608.88	41	0.00	26,154.00	15,545.12
5010 COMMODITIES	945.26	5,392.08	13	17,657.24	22	28,585.04	35	-17,751.82	81,439.67	52,854.63
5020 SERVICES	115.84	714.44	6	40,191.00	53	40,557.96	54	-39,300.00	75,278.33	34,720.37
<b>TOTAL EXPENDITURES</b>	<b>7,171.75</b>	<b>65,779.99</b>	<b>25</b>	<b>67,163.67</b>	<b>23</b>	<b>127,068.63</b>	<b>44</b>	<b>-57,051.82</b>	<b>289,850.00</b>	<b>162,781.37</b>
<b>OTHER FINANCING SOURCES (USES)</b>										
<b>TOTAL OTHER FINANCING SOURCES (USES)</b>	<b>0.00</b>	<b>0.00</b>		<b>0.00</b>		<b>0.00</b>		<b>0.00</b>	<b>0.00</b>	<b>0.00</b>
<b>NET CHANGE IN FUND BALANCE</b>	<b>-10,063.98</b>	<b>-69,904.98</b>		<b>-158,492.61</b>		<b>-246,222.75</b>		<b>-57,051.82</b>	<b>24,026.00</b>	<b>270,248.75</b>



FUND DEPT 2632-030 : CIR CLK ELCTRNC CITATIONS - CIRCUIT CLERK

7/11/2022 11:51:06 AM

PERIOD ENDING 6/30/2022

	ACTUAL LAST YEAR			ACTUAL THIS YEAR				ENCUMBRANCE	BUDGET	UNENCUMBERED BALANCE
	CURRENT MONTH	YEAR TO DATE	%	CURRENT MONTH	%	YEAR TO DATE	%			
<b>REVENUES</b>										
4007 CHARGES FOR SERVICES	5,034.91	25,173.60	50	7,673.83	14	15,575.46	28	0.00	54,906.00	39,330.54
4008 INVESTMENT EARNINGS	5.77	30.60	9	0.00	0	239.57	0	0.00	0.00	-239.57
<b>TOTAL REVENUES</b>	<b>5,040.68</b>	<b>25,204.20</b>	<b>50</b>	<b>7,673.83</b>	<b>14</b>	<b>15,815.03</b>	<b>29</b>	<b>0.00</b>	<b>54,906.00</b>	<b>39,090.97</b>
<b>EXPENDITURES</b>										
5020 SERVICES	0.00	0.00	0	0.00	0	0.00	0	0.00	30,000.00	30,000.00
8000 CAPITAL OUTLAY	0.00	0.00	0	0.00	0	0.00	0	0.00	20,000.00	20,000.00
<b>TOTAL EXPENDITURES</b>	<b>0.00</b>	<b>0.00</b>	<b>0</b>	<b>0.00</b>	<b>0</b>	<b>0.00</b>	<b>0</b>	<b>0.00</b>	<b>50,000.00</b>	<b>50,000.00</b>
<b>NET CHANGE IN FUND BALANCE</b>	<b>-5,040.68</b>	<b>-25,204.20</b>		<b>-7,673.83</b>		<b>-15,815.03</b>		<b>0.00</b>	<b>-4,906.00</b>	<b>10,909.03</b>




FUND DEPT 2633-041 : STS ATTY RECORDS AUTOMATN - STATES ATTORNEY

7/11/2022 11:51:06 AM

PERIOD ENDING 6/30/2022

	ACTUAL LAST YEAR			ACTUAL THIS YEAR				ENCUMBRANCE	BUDGET	UNENCUMBERED BALANCE
	CURRENT MONTH	YEAR TO DATE	%	CURRENT MONTH	%	YEAR TO DATE	%			
<b>REVENUES</b>										
4007 CHARGES FOR SERVICES	574.00	2,687.70	54	792.82	16	1,482.82	30	0.00	5,000.00	3,517.18
4008 INVESTMENT EARNINGS	0.25	1.33	4	0.00	0	8.91	30	0.00	30.00	21.09
<b>TOTAL REVENUES</b>	<b>574.25</b>	<b>2,689.03</b>	<b>53</b>	<b>792.82</b>	<b>16</b>	<b>1,491.73</b>	<b>30</b>	<b>0.00</b>	<b>5,030.00</b>	<b>3,538.27</b>
<b>EXPENDITURES</b>										
5020 SERVICES	0.00	0.00	0	0.00	0	0.00	0	0.00	5,000.00	5,000.00
<b>TOTAL EXPENDITURES</b>	<b>0.00</b>	<b>0.00</b>	<b>0</b>	<b>0.00</b>	<b>0</b>	<b>0.00</b>	<b>0</b>	<b>0.00</b>	<b>5,000.00</b>	<b>5,000.00</b>
<b>NET CHANGE IN FUND BALANCE</b>	<b>-574.25</b>	<b>-2,689.03</b>		<b>-792.82</b>		<b>-1,491.73</b>		<b>0.00</b>	<b>-30.00</b>	<b>1,461.73</b>



FUND DEPT 2635-040 : CANNABIS REGULATION FUND - SHERIFF

7/11/2022 11:51:06 AM

PERIOD ENDING 6/30/2022

	ACTUAL LAST YEAR			ACTUAL THIS YEAR				ENCUMBRANCE	BUDGET	UNENCUMBERED BALANCE
	CURRENT MONTH	YEAR TO DATE	%	CURRENT MONTH	%	YEAR TO DATE	%			
<b>REVENUES</b>										
4004 INTERGOVERNMENTAL REVENUE	11,639.02	14,469.81	54	0.00	0	9,039.07	19	0.00	48,000.00	38,960.93
4008 INVESTMENT EARNINGS	0.00	0.00	0	0.00	0	50.66	0	0.00	0.00	-50.66
<b>TOTAL REVENUES</b>	<b>11,639.02</b>	<b>14,469.81</b>	<b>54</b>	<b>0.00</b>	<b>0</b>	<b>9,089.73</b>	<b>19</b>	<b>0.00</b>	<b>48,000.00</b>	<b>38,910.27</b>
<b>EXPENDITURES</b>										
5010 COMMODITIES	0.00	0.00	0	0.00	0	0.00	0	0.00	15,000.00	15,000.00
5020 SERVICES	0.00	0.00	0	0.00	0	0.00	0	0.00	33,000.00	33,000.00
<b>TOTAL EXPENDITURES</b>	<b>0.00</b>	<b>0.00</b>	<b>0</b>	<b>0.00</b>	<b>0</b>	<b>0.00</b>	<b>0</b>	<b>0.00</b>	<b>48,000.00</b>	<b>48,000.00</b>
<b>NET CHANGE IN FUND BALANCE</b>	<b>-11,639.02</b>	<b>-14,469.81</b>		<b>0.00</b>		<b>-9,089.73</b>		<b>0.00</b>	<b>0.00</b>	<b>9,089.73</b>



**FUND DEPT 2638-042 : CORONER STATUTORY FEES - CORONER**

7/11/2022 11:51:06 AM

**PERIOD ENDING 6/30/2022**

	ACTUAL LAST YEAR			ACTUAL THIS YEAR				ENCUMBRANCE	BUDGET	UNENCUMBERED BALANCE
	CURRENT MONTH	YEAR TO DATE	%	CURRENT MONTH	%	YEAR TO DATE	%			
<b>REVENUES</b>										
4007 CHARGES FOR SERVICES	5,745.64	29,019.64	54	4,896.33	8	32,790.94	53	0.00	62,000.00	29,209.06
<b>TOTAL REVENUES</b>	<b>5,745.64</b>	<b>29,019.64</b>	<b>54</b>	<b>4,896.33</b>	<b>8</b>	<b>32,790.94</b>	<b>53</b>	<b>0.00</b>	<b>62,000.00</b>	<b>29,209.06</b>
<b>EXPENDITURES</b>										
5010 COMMODITIES	1,239.24	9,204.64	45	1,585.76	7	5,058.11	23	0.00	21,666.00	16,607.89
5020 SERVICES	1,009.47	5,790.45	54	889.77	6	6,394.50	44	0.00	14,686.00	8,291.50
<b>TOTAL EXPENDITURES</b>	<b>2,248.71</b>	<b>14,995.09</b>	<b>48</b>	<b>2,475.53</b>	<b>7</b>	<b>11,452.61</b>	<b>32</b>	<b>0.00</b>	<b>36,352.00</b>	<b>24,899.39</b>
<b>NET CHANGE IN FUND BALANCE</b>	<b>-3,496.93</b>	<b>-14,024.55</b>		<b>-2,420.80</b>		<b>-21,338.33</b>		<b>0.00</b>	<b>-25,648.00</b>	<b>-4,309.67</b>




**FUND DEPT 2638-140 : CORONER STATUTORY FEES - CORRECTIONAL CENTER**

7/11/2022 11:51:06 AM

**PERIOD ENDING 6/30/2022**

	ACTUAL LAST YEAR			ACTUAL THIS YEAR				ENCUMBRANCE	BUDGET	UNENCUMBERED BALANCE
	CURRENT MONTH	YEAR TO DATE	%	CURRENT MONTH	%	YEAR TO DATE	%			
<b>EXPENDITURES</b>										
<b>TOTAL EXPENDITURES</b>	0.00	0.00	0	0.00	0	0.00	0	0.00	0.00	0.00
<b>NET CHANGE IN FUND BALANCE</b>	0.00	0.00		0.00		0.00		0.00	0.00	0.00



FUND DEPT 2658-140 : JAIL COMMISSARY - CORRECTIONAL CENTER

7/11/2022 11:51:06 AM

PERIOD ENDING 6/30/2022

	ACTUAL LAST YEAR			ACTUAL THIS YEAR				ENCUMBRANCE	BUDGET	UNENCUMBERED BALANCE
	CURRENT MONTH	YEAR TO DATE	%	CURRENT MONTH	%	YEAR TO DATE	%			
<b>REVENUES</b>										
4008 INVESTMENT EARNINGS	16.05	85.49	1	0.00	0	561.56	56	0.00	1,000.00	438.44
4009 MISCELLANEOUS REVENUES	31,477.39	44,831.32	74	8,970.35	9	54,336.69	54	0.00	100,800.00	46,463.31
<b>TOTAL REVENUES</b>	<b>31,493.44</b>	<b>44,916.81</b>	<b>67</b>	<b>8,970.35</b>	<b>9</b>	<b>54,898.25</b>	<b>54</b>	<b>0.00</b>	<b>101,800.00</b>	<b>46,901.75</b>
<b>EXPENDITURES</b>										
5010 COMMODITIES	0.00	2,932.46	6	103.15	0	867.75	2	0.00	47,000.00	46,132.25
5020 SERVICES	2,010.63	7,129.20	4	1,416.21	1	17,393.08	8	0.00	208,000.00	190,606.92
8000 CAPITAL OUTLAY	0.00	0.00	0	0.00	0	0.00	0	0.00	45,000.00	45,000.00
<b>TOTAL EXPENDITURES</b>	<b>2,010.63</b>	<b>10,061.66</b>	<b>3</b>	<b>1,519.36</b>	<b>1</b>	<b>18,260.83</b>	<b>6</b>	<b>0.00</b>	<b>300,000.00</b>	<b>281,739.17</b>
<b>NET CHANGE IN FUND BALANCE</b>	<b>-29,482.81</b>	<b>-34,855.15</b>		<b>-7,450.99</b>		<b>-36,637.42</b>		<b>0.00</b>	<b>198,200.00</b>	<b>234,837.42</b>





**FUND DEPT 2659-140 : COUNTY JAIL MEDICAL COSTS - CORRECTIONAL CENTER**

7/11/2022 11:51:06 AM

**PERIOD ENDING 6/30/2022**

	ACTUAL LAST YEAR			ACTUAL THIS YEAR				ENCUMBRANCE	BUDGET	UNENCUMBERED BALANCE
	CURRENT MONTH	YEAR TO DATE	%	CURRENT MONTH	%	YEAR TO DATE	%			
<b>REVENUES</b>										
4007 CHARGES FOR SERVICES	1,759.54	7,296.61	30	1,176.77	5	2,434.77	10	0.00	24,000.00	21,565.23
4008 INVESTMENT EARNINGS	0.28	1.86	2	0.00	0	5.54	6	0.00	100.00	94.46
<b>TOTAL REVENUES</b>	<b>1,759.82</b>	<b>7,298.47</b>	<b>30</b>	<b>1,176.77</b>	<b>5</b>	<b>2,440.31</b>	<b>10</b>	<b>0.00</b>	<b>24,100.00</b>	<b>21,659.69</b>
<b>OTHER FINANCING SOURCES (USES)</b>										
7001 OTHER FINANCING USES	0.00	0.00	0	0.00	0	0.00	0	0.00	-24,100.00	-24,100.00
<b>TOTAL OTHER FINANCING SOURCES (USES)</b>	<b>0.00</b>	<b>0.00</b>		<b>0.00</b>		<b>0.00</b>		<b>0.00</b>	<b>-24,100.00</b>	<b>-24,100.00</b>
<b>NET CHANGE IN FUND BALANCE</b>	<b>-1,759.82</b>	<b>-7,298.47</b>		<b>-1,176.77</b>		<b>-2,440.31</b>		<b>0.00</b>	<b>0.00</b>	<b>2,440.31</b>



FUND DEPT 2670-022 : COUNTY CLK AUTOMATION FND - COUNTY CLERK

7/11/2022 11:51:06 AM

PERIOD ENDING 6/30/2022

	ACTUAL LAST YEAR			ACTUAL THIS YEAR				ENCUMBRANCE	BUDGET	UNENCUMBERED BALANCE
	CURRENT MONTH	YEAR TO DATE	%	CURRENT MONTH	%	YEAR TO DATE	%			
<b>REVENUES</b>										
4007 CHARGES FOR SERVICES	1,256.00	7,070.00	35	1,548.00	6	7,794.00	31	0.00	25,000.00	17,206.00
4008 INVESTMENT EARNINGS	0.78	4.14	2	0.00	0	27.73	14	0.00	200.00	172.27
4009 MISCELLANEOUS REVENUES	350.00	2,420.70	61	680.20	17	10,131.75	253	0.00	4,000.00	-6,131.75
<b>TOTAL REVENUES</b>	<b>1,606.78</b>	<b>9,494.84</b>	<b>39</b>	<b>2,228.20</b>	<b>8</b>	<b>17,953.48</b>	<b>61</b>	<b>0.00</b>	<b>29,200.00</b>	<b>11,246.52</b>
<b>EXPENDITURES</b>										
5010 COMMODITIES	389.55	2,184.80	13	528.05	4	9,367.20	74	0.00	12,700.00	3,332.80
5020 SERVICES	0.00	11,431.21	100	0.00	0	11,675.62	71	0.00	16,500.00	4,824.38
<b>TOTAL EXPENDITURES</b>	<b>389.55</b>	<b>13,616.01</b>	<b>49</b>	<b>528.05</b>	<b>2</b>	<b>21,042.82</b>	<b>72</b>	<b>0.00</b>	<b>29,200.00</b>	<b>8,157.18</b>
<b>NET CHANGE IN FUND BALANCE</b>	<b>-1,217.23</b>	<b>4,121.17</b>		<b>-1,700.15</b>		<b>3,089.34</b>		<b>0.00</b>	<b>0.00</b>	<b>-3,089.34</b>



FUND DEPT 2671-030 : COURT DOCUMENT STORAGE FD - CIRCUIT CLERK

7/11/2022 11:51:06 AM

PERIOD ENDING 6/30/2022

	ACTUAL LAST YEAR			ACTUAL THIS YEAR				ENCUMBRANCE	BUDGET	UNENCUMBERED BALANCE
	CURRENT MONTH	YEAR TO DATE	%	CURRENT MONTH	%	YEAR TO DATE	%			
<b>REVENUES</b>										
4007 CHARGES FOR SERVICES	20,554.29	102,280.61	34	34,194.73	15	71,742.39	32	0.00	222,634.00	150,891.61
4008 INVESTMENT EARNINGS	2.48	12.81	0	0.00	0	23.16	0	0.00	0.00	-23.16
<b>TOTAL REVENUES</b>	<b>20,556.77</b>	<b>102,293.42</b>	<b>34</b>	<b>34,194.73</b>	<b>15</b>	<b>71,765.55</b>	<b>32</b>	<b>0.00</b>	<b>222,634.00</b>	<b>150,868.45</b>
<b>EXPENDITURES</b>										
5001 SALARIES AND WAGES	4,382.30	51,140.51	45	6,508.60	8	37,424.42	44	0.00	85,064.00	47,639.58
5003 FRINGE BENEFITS	3,977.44	22,689.03	43	851.90	2	9,422.82	27	0.00	35,198.00	25,775.18
5010 COMMODITIES	1,954.37	28,647.53	49	0.00	0	22,769.38	55	0.00	41,700.00	18,930.62
5020 SERVICES	8,343.14	40,700.99	49	85.00	0	7,936.57	15	0.00	54,305.00	46,368.43
8000 CAPITAL OUTLAY	0.00	5,640.00	100	0.00	0	0.00	0	0.00	5,640.00	5,640.00
<b>TOTAL EXPENDITURES</b>	<b>18,657.25</b>	<b>148,818.06</b>	<b>47</b>	<b>7,445.50</b>	<b>3</b>	<b>77,553.19</b>	<b>35</b>	<b>0.00</b>	<b>221,907.00</b>	<b>144,353.81</b>
<b>OTHER FINANCING SOURCES (USES)</b>										
<b>TOTAL OTHER FINANCING SOURCES (USES)</b>	<b>0.00</b>	<b>0.00</b>		<b>0.00</b>		<b>0.00</b>		<b>0.00</b>	<b>0.00</b>	<b>0.00</b>
<b>NET CHANGE IN FUND BALANCE</b>	<b>-1,899.52</b>	<b>46,524.64</b>		<b>-26,749.23</b>		<b>5,787.64</b>		<b>0.00</b>	<b>-727.00</b>	<b>-6,514.64</b>



**FUND DEPT 2675-041 : VICTIM ADVOCACY GRT-ICJIA - STATES ATTORNEY**

7/11/2022 11:51:06 AM

**PERIOD ENDING 6/30/2022**

	ACTUAL LAST YEAR			ACTUAL THIS YEAR				ENCUMBRANCE	BUDGET	UNENCUMBERED BALANCE
	CURRENT MONTH	YEAR TO DATE	%	CURRENT MONTH	%	YEAR TO DATE	%			
<b>REVENUES</b>										
<b>TOTAL REVENUES</b>	0.00	0.00	0	0.00	0	0.00	0	0.00	0.00	0.00
<b>EXPENDITURES</b>										
<b>TOTAL EXPENDITURES</b>	0.00	0.00	0	0.00	0	0.00	0	0.00	0.00	0.00
<b>OTHER FINANCING SOURCES (USES)</b>										
<b>TOTAL OTHER FINANCING SOURCES (USES)</b>	0.00	0.00		0.00		0.00		0.00	0.00	0.00
<b>NET CHANGE IN FUND BALANCE</b>	0.00	0.00		0.00		0.00		0.00	0.00	0.00



FUND DEPT 2676-011 : SOLID WASTE MANAGEMENT - SOLID WASTE MGMT

7/11/2022 11:51:06 AM

PERIOD ENDING 6/30/2022

	ACTUAL LAST YEAR			ACTUAL THIS YEAR				ENCUMBRANCE	BUDGET	UNENCUMBERED BALANCE
	CURRENT MONTH	YEAR TO DATE	%	CURRENT MONTH	%	YEAR TO DATE	%			
<b>REVENUES</b>										
4004 INTERGOVERNMENTAL REVENUE	0.00	10,288.94	44	8,555.39	34	10,039.39	40	0.00	25,200.00	15,160.61
4006 LICENSES AND PERMITS	0.00	2,170.00	44	0.00	0	2,485.00	57	0.00	4,375.00	1,890.00
4008 INVESTMENT EARNINGS	0.83	4.51	5	0.00	0	13.66	55	0.00	25.00	11.34
4009 MISCELLANEOUS REVENUES	0.00	1,881.00	35	1,395.00	28	5,110.00	102	0.00	5,000.00	-110.00
<b>TOTAL REVENUES</b>	<b>0.83</b>	<b>14,344.45</b>	<b>43</b>	<b>9,950.39</b>	<b>29</b>	<b>17,648.05</b>	<b>51</b>	<b>0.00</b>	<b>34,600.00</b>	<b>16,951.95</b>
<b>EXPENDITURES</b>										
5010 COMMODITIES	0.00	1,135.61	61	0.00	0	417.98	52	0.00	800.00	382.02
5020 SERVICES	0.00	23,541.04	63	2,953.33	8	19,652.73	50	0.00	39,000.00	19,347.27
<b>TOTAL EXPENDITURES</b>	<b>0.00</b>	<b>24,676.65</b>	<b>63</b>	<b>2,953.33</b>	<b>7</b>	<b>20,070.71</b>	<b>50</b>	<b>0.00</b>	<b>39,800.00</b>	<b>19,729.29</b>
<b>NET CHANGE IN FUND BALANCE</b>	<b>-0.83</b>	<b>10,332.20</b>		<b>-6,997.06</b>		<b>2,422.66</b>		<b>0.00</b>	<b>5,200.00</b>	<b>2,777.34</b>




FUND DEPT 2679-179 : CHILD ADVOCACY CENTER - CHILD ADVOCACY CENTER

7/11/2022 11:51:06 AM

PERIOD ENDING 6/30/2022

	ACTUAL LAST YEAR			ACTUAL THIS YEAR				ENCUMBRANCE	BUDGET	UNENCUMBERED BALANCE
	CURRENT MONTH	YEAR TO DATE	%	CURRENT MONTH	%	YEAR TO DATE	%			
<b>REVENUES</b>										
4004 INTERGOVERNMENTAL REVENUE	21,537.04	135,909.95	39	13,637.00	3	110,594.05	28	0.00	400,287.00	289,692.95
4008 INVESTMENT EARNINGS	0.15	0.90	1	0.00	0	0.47	0	0.00	100.00	99.53
4009 MISCELLANEOUS REVENUES	307.80	1,600.66	12	724.29	11	5,285.59	81	0.00	6,500.00	1,214.41
<b>TOTAL REVENUES</b>	<b>21,844.99</b>	<b>137,511.51</b>	<b>38</b>	<b>14,361.29</b>	<b>4</b>	<b>115,880.11</b>	<b>28</b>	<b>0.00</b>	<b>406,887.00</b>	<b>291,006.89</b>
<b>EXPENDITURES</b>										
5001 SALARIES AND WAGES	6,422.29	74,409.98	43	15,100.00	8	89,877.48	48	0.00	187,142.00	97,264.52
5003 FRINGE BENEFITS	4,551.66	26,202.18	44	1,955.36	3	25,182.60	43	0.00	58,179.00	32,996.40
5010 COMMODITIES	323.41	1,208.71	8	4,113.29	11	13,686.81	36	0.00	37,838.36	24,151.55
5020 SERVICES	6,791.19	42,387.45	40	10,576.60	9	58,703.51	48	0.00	123,576.64	64,873.13
<b>TOTAL EXPENDITURES</b>	<b>18,088.55</b>	<b>144,208.32</b>	<b>41</b>	<b>31,745.25</b>	<b>8</b>	<b>187,450.40</b>	<b>46</b>	<b>0.00</b>	<b>406,736.00</b>	<b>219,285.60</b>
<b>NET CHANGE IN FUND BALANCE</b>	<b>-3,756.44</b>	<b>6,696.81</b>		<b>17,383.96</b>		<b>71,570.29</b>		<b>0.00</b>	<b>-151.00</b>	<b>-71,721.29</b>



FUND DEPT 2685-031 : SPECIALTY COURTS FUND - CIRCUIT COURT

7/11/2022 11:51:06 AM

PERIOD ENDING 6/30/2022

	ACTUAL LAST YEAR			ACTUAL THIS YEAR				ENCUMBRANCE	BUDGET	UNENCUMBERED BALANCE
	CURRENT MONTH	YEAR TO DATE	%	CURRENT MONTH	%	YEAR TO DATE	%			
<b>REVENUES</b>										
4004 INTERGOVERNMENTAL REVENUE	7,343.10	30,410.10	67	0.00	0	0.00	0	0.00	47,682.00	47,682.00
4007 CHARGES FOR SERVICES	2,374.41	11,493.17	72	2,618.00	9	5,012.50	18	0.00	27,600.00	22,587.50
4008 INVESTMENT EARNINGS	3.81	20.48	10	0.00	0	129.09	129	0.00	100.00	-29.09
4009 MISCELLANEOUS REVENUES	0.00	25.00	0	0.00	0	0.00	0	0.00	0.00	0.00
<b>TOTAL REVENUES</b>	<b>9,721.32</b>	<b>41,948.75</b>	<b>68</b>	<b>2,618.00</b>	<b>3</b>	<b>5,141.59</b>	<b>7</b>	<b>0.00</b>	<b>75,382.00</b>	<b>70,240.41</b>
<b>EXPENDITURES</b>										
5001 SALARIES AND WAGES	1,602.45	19,664.57	42	3,667.60	8	14,004.08	29	0.00	47,682.00	33,677.92
5003 FRINGE BENEFITS	318.51	6,990.20	38	471.25	3	1,736.89	10	0.00	18,174.00	16,437.11
5020 SERVICES	657.36	1,555.46	11	1,259.76	10	2,914.05	23	0.00	12,600.00	9,685.95
<b>TOTAL EXPENDITURES</b>	<b>2,578.32</b>	<b>28,210.23</b>	<b>36</b>	<b>5,398.61</b>	<b>7</b>	<b>18,655.02</b>	<b>24</b>	<b>0.00</b>	<b>78,456.00</b>	<b>59,800.98</b>
<b>OTHER FINANCING SOURCES (USES)</b>										
<b>TOTAL OTHER FINANCING SOURCES (USES)</b>	<b>0.00</b>	<b>0.00</b>		<b>0.00</b>		<b>0.00</b>		<b>0.00</b>	<b>0.00</b>	<b>0.00</b>
<b>NET CHANGE IN FUND BALANCE</b>	<b>-7,143.00</b>	<b>-13,738.52</b>		<b>2,780.61</b>		<b>13,513.43</b>		<b>0.00</b>	<b>3,074.00</b>	<b>-10,439.43</b>



**FUND DEPT 2685-140 : SPECIALTY COURTS FUND - CORRECTIONAL CENTER**

7/11/2022 11:51:06 AM

**PERIOD ENDING 6/30/2022**

	ACTUAL LAST YEAR			ACTUAL THIS YEAR				ENCUMBRANCE	BUDGET	UNENCUMBERED BALANCE
	CURRENT MONTH	YEAR TO DATE	%	CURRENT MONTH	%	YEAR TO DATE	%			
<b>REVENUES</b>										
<b>TOTAL REVENUES</b>	0.00	0.00	0	0.00	0	0.00	0	0.00	0.00	0.00
<b>NET CHANGE IN FUND BALANCE</b>	0.00	0.00		0.00		0.00		0.00	0.00	0.00






FUND DEPT 2840-016 : ARPA - ADMINISTRATIVE SERVICES

7/11/2022 11:51:06 AM

PERIOD ENDING 6/30/2022

	ACTUAL LAST YEAR			ACTUAL THIS YEAR				ENCUMBRANCE	BUDGET	UNENCUMBERED BALANCE
	CURRENT MONTH	YEAR TO DATE	%	CURRENT MONTH	%	YEAR TO DATE	%			
<b>REVENUES</b>										
4004 INTERGOVERNMENTAL REVENUE	20,364,815.00	20,364,815.00	0	0.00	0	0.00	0	0.00	20,364,815.00	20,364,815.00
4008 INVESTMENT EARNINGS	0.00	0.00	0	0.00	0	7,411.55	6	0.00	128,000.00	120,588.45
<b>TOTAL REVENUES</b>	<b>20,364,815.00</b>	<b>20,364,815.00</b>	<b>0</b>	<b>0.00</b>	<b>0</b>	<b>7,411.55</b>	<b>0</b>	<b>0.00</b>	<b>20,492,815.00</b>	<b>20,485,403.45</b>
<b>EXPENDITURES</b>										
5001 SALARIES AND WAGES	0.00	0.00	0	2,656.50	12	15,299.75	70	0.00	22,000.00	6,700.25
5003 FRINGE BENEFITS	0.00	0.00	0	219.50	10	1,586.27	71	0.00	2,220.00	633.73
<b>TOTAL EXPENDITURES</b>	<b>0.00</b>	<b>0.00</b>	<b>0</b>	<b>2,876.00</b>	<b>12</b>	<b>16,886.02</b>	<b>70</b>	<b>0.00</b>	<b>24,220.00</b>	<b>7,333.98</b>
<b>OTHER FINANCING SOURCES (USES)</b>										
7001 OTHER FINANCING USES	0.00	0.00	0	0.00	0	-16,912.00	1	0.00	-1,553,803.00	-1,536,891.00
<b>TOTAL OTHER FINANCING SOURCES (USES)</b>	<b>0.00</b>	<b>0.00</b>		<b>0.00</b>		<b>-16,912.00</b>		<b>0.00</b>	<b>-1,553,803.00</b>	<b>-1,536,891.00</b>
<b>NET CHANGE IN FUND BALANCE</b>	<b>-20,364,815.00</b>	<b>-20,364,815.00</b>		<b>2,876.00</b>		<b>26,386.47</b>		<b>0.00</b>	<b>-18,914,792.00</b>	<b>-18,941,178.47</b>



**FUND DEPT 2840-043 : ARPA - EMERGENCY MGMT AGCY (EMA)**

7/11/2022 11:51:06 AM

**PERIOD ENDING 6/30/2022**

	ACTUAL LAST YEAR			ACTUAL THIS YEAR				ENCUMBRANCE	BUDGET	UNENCUMBERED BALANCE
	CURRENT MONTH	YEAR TO DATE	%	CURRENT MONTH	%	YEAR TO DATE	%			
<b>REVENUES</b>										
<b>TOTAL REVENUES</b>	0.00	0.00	0	0.00	0	0.00	0	0.00	0.00	0.00
<b>EXPENDITURES</b>										
<b>TOTAL EXPENDITURES</b>	0.00	0.00	0	0.00	0	0.00	0	0.00	0.00	0.00
<b>NET CHANGE IN FUND BALANCE</b>	0.00	0.00		0.00		0.00		0.00	0.00	0.00




FUND DEPT 2840-075 : ARPA - GENERAL COUNTY

7/11/2022 11:51:06 AM

PERIOD ENDING 6/30/2022

	ACTUAL LAST YEAR			ACTUAL THIS YEAR				ENCUMBRANCE	BUDGET	UNENCUMBERED BALANCE
	CURRENT MONTH	YEAR TO DATE	%	CURRENT MONTH	%	YEAR TO DATE	%			
<b>EXPENDITURES</b>										
5001 SALARIES AND WAGES	0.00	0.00	0	0.00	0	593,388.00	100	0.00	593,400.00	12.00
5002 LAW ENFORCEMENT SALARIES	0.00	0.00	0	0.00	0	0.00	0	0.00	9,250.00	9,250.00
5003 FRINGE BENEFITS	0.00	0.00	0	0.00	0	165,410.70	100	0.00	165,643.00	232.30
5010 COMMODITIES	0.00	0.00	0	20,862.87	16	58,317.87	45	0.00	128,750.00	70,432.13
5020 SERVICES	0.00	0.00	0	4,226.02	0	558,319.65	6	0.00	9,224,200.00	8,665,880.35
8000 CAPITAL OUTLAY	0.00	0.00	0	110,778.44	1	2,507,574.94	32	0.00	7,845,251.00	5,337,676.06
<b>TOTAL EXPENDITURES</b>	<b>0.00</b>	<b>0.00</b>	<b>0</b>	<b>135,867.33</b>	<b>1</b>	<b>3,883,011.16</b>	<b>22</b>	<b>0.00</b>	<b>17,966,494.00</b>	<b>14,083,482.84</b>
<b>NET CHANGE IN FUND BALANCE</b>	<b>0.00</b>	<b>0.00</b>		<b>135,867.33</b>		<b>3,883,011.16</b>		<b>0.00</b>	<b>17,966,494.00</b>	<b>14,083,482.84</b>



FUND DEPT 3105-010 : CAPITAL ASSET REPLCMT FND - COUNTY BOARD

7/11/2022 11:51:06 AM

PERIOD ENDING 6/30/2022

	ACTUAL LAST YEAR			ACTUAL THIS YEAR				ENCUMBRANCE	BUDGET	UNENCUMBERED BALANCE
	CURRENT MONTH	YEAR TO DATE	%	CURRENT MONTH	%	YEAR TO DATE	%			
<b>REVENUES</b>										
4008 INVESTMENT EARNINGS	202.89	1,317.00	33	0.00	0	13,153.46	329	0.00	4,000.00	-9,153.46
<b>TOTAL REVENUES</b>	<b>202.89</b>	<b>1,317.00</b>	<b>33</b>	<b>0.00</b>	<b>0</b>	<b>13,153.46</b>	<b>329</b>	<b>0.00</b>	<b>4,000.00</b>	<b>-9,153.46</b>
<b>EXPENDITURES</b>										
5010 COMMODITIES	0.00	0.00	0	0.00	0	0.00	0	0.00	2,000.00	2,000.00
5020 SERVICES	0.00	0.00	0	1,050.00	0	664,462.57	18	0.00	3,750,000.00	3,085,537.43
<b>TOTAL EXPENDITURES</b>	<b>0.00</b>	<b>0.00</b>	<b>0</b>	<b>1,050.00</b>	<b>0</b>	<b>664,462.57</b>	<b>18</b>	<b>0.00</b>	<b>3,752,000.00</b>	<b>3,087,537.43</b>
<b>OTHER FINANCING SOURCES (USES)</b>										
6001 OTHER FINANCING SOURCES	0.00	0.00	0	0.00	0	0.00	0	0.00	3,750,000.00	3,750,000.00
<b>TOTAL OTHER FINANCING SOURCES (USES)</b>	<b>0.00</b>	<b>0.00</b>		<b>0.00</b>		<b>0.00</b>		<b>0.00</b>	<b>3,750,000.00</b>	<b>3,750,000.00</b>
<b>NET CHANGE IN FUND BALANCE</b>	<b>-202.89</b>	<b>-1,317.00</b>		<b>1,050.00</b>		<b>651,309.11</b>		<b>0.00</b>	<b>-2,000.00</b>	<b>-653,309.11</b>



FUND DEPT 3105-016 : CAPITAL ASSET REPLCMT FND - ADMINISTRATIVE SERVICES

7/11/2022 11:51:06 AM

PERIOD ENDING 6/30/2022

	ACTUAL LAST YEAR			ACTUAL THIS YEAR				ENCUMBRANCE	BUDGET	UNENCUMBERED BALANCE
	CURRENT MONTH	YEAR TO DATE	%	CURRENT MONTH	%	YEAR TO DATE	%			
<b>REVENUES</b>										
<b>TOTAL REVENUES</b>	<b>0.00</b>	<b>0.00</b>	<b>0</b>	<b>0.00</b>	<b>0</b>	<b>0.00</b>	<b>0</b>	<b>0.00</b>	<b>0.00</b>	<b>0.00</b>
<b>EXPENDITURES</b>										
5010 COMMODITIES	0.00	0.00	0	0.00	0	0.00	0	0.00	13,842.00	13,842.00
8000 CAPITAL OUTLAY	0.00	0.00	0	0.00	0	0.00	0	0.00	15,442.00	15,442.00
<b>TOTAL EXPENDITURES</b>	<b>0.00</b>	<b>0.00</b>	<b>0</b>	<b>0.00</b>	<b>0</b>	<b>0.00</b>	<b>0</b>	<b>0.00</b>	<b>29,284.00</b>	<b>29,284.00</b>
<b>OTHER FINANCING SOURCES (USES)</b>										
6001 OTHER FINANCING SOURCES	0.00	0.00	0	0.00	0	0.00	0	0.00	5,486.00	5,486.00
<b>TOTAL OTHER FINANCING SOURCES (USES)</b>	<b>0.00</b>	<b>0.00</b>		<b>0.00</b>		<b>0.00</b>		<b>0.00</b>	<b>5,486.00</b>	<b>5,486.00</b>
<b>NET CHANGE IN FUND BALANCE</b>	<b>0.00</b>	<b>0.00</b>		<b>0.00</b>		<b>0.00</b>		<b>0.00</b>	<b>23,798.00</b>	<b>23,798.00</b>



FUND DEPT 3105-020 : CAPITAL ASSET REPLCMT FND - AUDITOR

7/11/2022 11:51:06 AM

PERIOD ENDING 6/30/2022

	ACTUAL LAST YEAR			ACTUAL THIS YEAR				ENCUMBRANCE	BUDGET	UNENCUMBERED BALANCE
	CURRENT MONTH	YEAR TO DATE	%	CURRENT MONTH	%	YEAR TO DATE	%			
<b>EXPENDITURES</b>										
<b>TOTAL EXPENDITURES</b>	<b>0.00</b>	<b>0.00</b>	<b>0</b>	<b>0.00</b>	<b>0</b>	<b>0.00</b>	<b>0</b>	<b>0.00</b>	<b>0.00</b>	<b>0.00</b>
<b>OTHER FINANCING SOURCES (USES)</b>										
6001 OTHER FINANCING SOURCES	0.00	0.00	0	0.00	0	0.00	0	0.00	3,665.00	3,665.00
<b>TOTAL OTHER FINANCING SOURCES (USES)</b>	<b>0.00</b>	<b>0.00</b>		<b>0.00</b>		<b>0.00</b>		<b>0.00</b>	<b>3,665.00</b>	<b>3,665.00</b>
<b>NET CHANGE IN FUND BALANCE</b>	<b>0.00</b>	<b>0.00</b>		<b>0.00</b>		<b>0.00</b>		<b>0.00</b>	<b>-3,665.00</b>	<b>-3,665.00</b>



FUND DEPT 3105-021 : CAPITAL ASSET REPLCMT FND - BOARD OF REVIEW

7/11/2022 11:51:06 AM

PERIOD ENDING 6/30/2022

	ACTUAL LAST YEAR			ACTUAL THIS YEAR				ENCUMBRANCE	BUDGET	UNENCUMBERED BALANCE
	CURRENT MONTH	YEAR TO DATE	%	CURRENT MONTH	%	YEAR TO DATE	%			
<b>EXPENDITURES</b>										
<b>TOTAL EXPENDITURES</b>	<b>0.00</b>	<b>0.00</b>	<b>0</b>	<b>0.00</b>	<b>0</b>	<b>0.00</b>	<b>0</b>	<b>0.00</b>	<b>0.00</b>	<b>0.00</b>
<b>OTHER FINANCING SOURCES (USES)</b>										
6001 OTHER FINANCING SOURCES	0.00	0.00	0	0.00	0	0.00	0	0.00	975.00	975.00
<b>TOTAL OTHER FINANCING SOURCES (USES)</b>	<b>0.00</b>	<b>0.00</b>		<b>0.00</b>		<b>0.00</b>		<b>0.00</b>	<b>975.00</b>	<b>975.00</b>
<b>NET CHANGE IN FUND BALANCE</b>	<b>0.00</b>	<b>0.00</b>		<b>0.00</b>		<b>0.00</b>		<b>0.00</b>	<b>-975.00</b>	<b>-975.00</b>



FUND DEPT 3105-022 : CAPITAL ASSET REPLCMT FND - COUNTY CLERK

7/11/2022 11:51:06 AM

PERIOD ENDING 6/30/2022

	ACTUAL LAST YEAR			ACTUAL THIS YEAR				ENCUMBRANCE	BUDGET	UNENCUMBERED BALANCE
	CURRENT MONTH	YEAR TO DATE	%	CURRENT MONTH	%	YEAR TO DATE	%			
<b>EXPENDITURES</b>										
<b>TOTAL EXPENDITURES</b>	0.00	0.00	0	0.00	0	0.00	0	0.00	0.00	0.00
<b>OTHER FINANCING SOURCES (USES)</b>										
6001 OTHER FINANCING SOURCES	0.00	0.00	0	0.00	0	0.00	0	0.00	6,250.00	6,250.00
<b>TOTAL OTHER FINANCING SOURCES (USES)</b>	0.00	0.00		0.00		0.00		0.00	6,250.00	6,250.00
<b>NET CHANGE IN FUND BALANCE</b>	0.00	0.00		0.00		0.00		0.00	-6,250.00	-6,250.00





FUND DEPT 3105-025 : CAPITAL ASSET REPLCMT FND - SUPERVISOR OF ASSESSMENT

7/11/2022 11:51:06 AM

PERIOD ENDING 6/30/2022

	ACTUAL LAST YEAR			ACTUAL THIS YEAR				ENCUMBRANCE	BUDGET	UNENCUMBERED BALANCE
	CURRENT MONTH	YEAR TO DATE	%	CURRENT MONTH	%	YEAR TO DATE	%			
<b>EXPENDITURES</b>										
5010 COMMODITIES	0.00	0.00	0	0.00	0	0.00	0	0.00	5,248.24	5,248.24
5020 SERVICES	0.00	3,530.80	71	0.00	0	5,325.18	90	0.00	5,901.76	576.58
<b>TOTAL EXPENDITURES</b>	<b>0.00</b>	<b>3,530.80</b>	<b>46</b>	<b>0.00</b>	<b>0</b>	<b>5,325.18</b>	<b>48</b>	<b>0.00</b>	<b>11,150.00</b>	<b>5,824.82</b>
<b>OTHER FINANCING SOURCES (USES)</b>										
6001 OTHER FINANCING SOURCES	0.00	0.00	0	0.00	0	0.00	0	0.00	10,593.00	10,593.00
<b>TOTAL OTHER FINANCING SOURCES (USES)</b>	<b>0.00</b>	<b>0.00</b>		<b>0.00</b>		<b>0.00</b>		<b>0.00</b>	<b>10,593.00</b>	<b>10,593.00</b>
<b>NET CHANGE IN FUND BALANCE</b>	<b>0.00</b>	<b>3,530.80</b>		<b>0.00</b>		<b>5,325.18</b>		<b>0.00</b>	<b>557.00</b>	<b>-4,768.18</b>




FUND DEPT 3105-026 : CAPITAL ASSET REPLCMT FND - COUNTY TREASURER

7/11/2022 11:51:06 AM

PERIOD ENDING 6/30/2022

	ACTUAL LAST YEAR			ACTUAL THIS YEAR				ENCUMBRANCE	BUDGET	UNENCUMBERED BALANCE
	CURRENT MONTH	YEAR TO DATE	%	CURRENT MONTH	%	YEAR TO DATE	%			
<b>EXPENDITURES</b>										
5010 COMMODITIES	0.00	0.00	0	0.00	0	0.00	0	0.00	11,900.00	11,900.00
<b>TOTAL EXPENDITURES</b>	<b>0.00</b>	<b>0.00</b>	<b>0</b>	<b>0.00</b>	<b>0</b>	<b>0.00</b>	<b>0</b>	<b>0.00</b>	<b>11,900.00</b>	<b>11,900.00</b>
<b>OTHER FINANCING SOURCES (USES)</b>										
6001 OTHER FINANCING SOURCES	0.00	0.00	0	0.00	0	0.00	0	0.00	11,710.00	11,710.00
<b>TOTAL OTHER FINANCING SOURCES (USES)</b>	<b>0.00</b>	<b>0.00</b>		<b>0.00</b>		<b>0.00</b>		<b>0.00</b>	<b>11,710.00</b>	<b>11,710.00</b>
<b>NET CHANGE IN FUND BALANCE</b>	<b>0.00</b>	<b>0.00</b>		<b>0.00</b>		<b>0.00</b>		<b>0.00</b>	<b>190.00</b>	<b>190.00</b>



FUND DEPT 3105-028 : CAPITAL ASSET REPLCMT FND - INFORMATION TECHNOLOGY (IT)

7/11/2022 11:51:06 AM

PERIOD ENDING 6/30/2022

	ACTUAL LAST YEAR			ACTUAL THIS YEAR				ENCUMBRANCE	BUDGET	UNENCUMBERED BALANCE
	CURRENT MONTH	YEAR TO DATE	%	CURRENT MONTH	%	YEAR TO DATE	%			
<b>EXPENDITURES</b>										
5010 COMMODITIES	1,743.75	2,880.37	5	0.00	0	6,418.75	23	0.00	28,189.00	21,770.25
5020 SERVICES	54,553.67	603,620.28	47	16,384.60	2	454,234.08	46	0.00	997,902.00	543,667.92
8000 CAPITAL OUTLAY	0.00	40,840.00	44	20,420.00	3	74,175.24	12	0.00	642,480.00	568,304.76
<b>TOTAL EXPENDITURES</b>	<b>56,297.42</b>	<b>647,340.65</b>	<b>46</b>	<b>36,804.60</b>	<b>2</b>	<b>534,828.07</b>	<b>32</b>	<b>0.00</b>	<b>1,668,571.00</b>	<b>1,133,742.93</b>
<b>OTHER FINANCING SOURCES (USES)</b>										
6001 OTHER FINANCING SOURCES	0.00	31,472.00	2	0.00	0	0.00	0	0.00	1,350,053.00	1,350,053.00
<b>TOTAL OTHER FINANCING SOURCES (USES)</b>	<b>0.00</b>	<b>31,472.00</b>		<b>0.00</b>		<b>0.00</b>		<b>0.00</b>	<b>1,350,053.00</b>	<b>1,350,053.00</b>
<b>NET CHANGE IN FUND BALANCE</b>	<b>56,297.42</b>	<b>615,868.65</b>		<b>36,804.60</b>		<b>534,828.07</b>		<b>0.00</b>	<b>318,518.00</b>	<b>-216,310.07</b>



FUND DEPT 3105-036 : CAPITAL ASSET REPLCMT FND - PUBLIC DEFENDER

7/11/2022 11:51:06 AM

PERIOD ENDING 6/30/2022

	ACTUAL LAST YEAR			ACTUAL THIS YEAR				ENCUMBRANCE	BUDGET	UNENCUMBERED BALANCE
	CURRENT MONTH	YEAR TO DATE	%	CURRENT MONTH	%	YEAR TO DATE	%			
<b>EXPENDITURES</b>										
5010 COMMODITIES	0.00	0.00	0	0.00	0	101.78	1	0.00	9,683.00	9,581.22
<b>TOTAL EXPENDITURES</b>	<b>0.00</b>	<b>0.00</b>	<b>0</b>	<b>0.00</b>	<b>0</b>	<b>101.78</b>	<b>1</b>	<b>0.00</b>	<b>9,683.00</b>	<b>9,581.22</b>
<b>OTHER FINANCING SOURCES (USES)</b>										
6001 OTHER FINANCING SOURCES	0.00	0.00	0	0.00	0	0.00	0	0.00	11,883.00	11,883.00
<b>TOTAL OTHER FINANCING SOURCES (USES)</b>	<b>0.00</b>	<b>0.00</b>		<b>0.00</b>		<b>0.00</b>		<b>0.00</b>	<b>11,883.00</b>	<b>11,883.00</b>
<b>NET CHANGE IN FUND BALANCE</b>	<b>0.00</b>	<b>0.00</b>		<b>0.00</b>		<b>101.78</b>		<b>0.00</b>	<b>-2,200.00</b>	<b>-2,301.78</b>



FUND DEPT 3105-040 : CAPITAL ASSET REPLCMT FND - SHERIFF

7/11/2022 11:51:06 AM

PERIOD ENDING 6/30/2022

	ACTUAL LAST YEAR			ACTUAL THIS YEAR				ENCUMBRANCE	BUDGET	UNENCUMBERED BALANCE
	CURRENT MONTH	YEAR TO DATE	%	CURRENT MONTH	%	YEAR TO DATE	%			
<b>EXPENDITURES</b>										
5010 COMMODITIES	0.00	0.00	0	0.00	0	0.00	0	0.00	199,236.00	199,236.00
5020 SERVICES	8,520.00	25,560.00	75	8,520.00	19	25,560.00	56	0.00	45,992.00	20,432.00
<b>TOTAL EXPENDITURES</b>	<b>8,520.00</b>	<b>25,560.00</b>	<b>11</b>	<b>8,520.00</b>	<b>3</b>	<b>25,560.00</b>	<b>10</b>	<b>0.00</b>	<b>245,228.00</b>	<b>219,668.00</b>
<b>OTHER FINANCING SOURCES (USES)</b>										
6001 OTHER FINANCING SOURCES	0.00	0.00	0	0.00	0	0.00	0	0.00	143,346.00	143,346.00
<b>TOTAL OTHER FINANCING SOURCES (USES)</b>	<b>0.00</b>	<b>0.00</b>		<b>0.00</b>		<b>0.00</b>		<b>0.00</b>	<b>143,346.00</b>	<b>143,346.00</b>
<b>NET CHANGE IN FUND BALANCE</b>	<b>8,520.00</b>	<b>25,560.00</b>		<b>8,520.00</b>		<b>25,560.00</b>		<b>0.00</b>	<b>101,882.00</b>	<b>76,322.00</b>



FUND DEPT 3105-041 : CAPITAL ASSET REPLCMT FND - STATES ATTORNEY

7/11/2022 11:51:06 AM

PERIOD ENDING 6/30/2022

	ACTUAL LAST YEAR			ACTUAL THIS YEAR				ENCUMBRANCE	BUDGET	UNENCUMBERED BALANCE
	CURRENT MONTH	YEAR TO DATE	%	CURRENT MONTH	%	YEAR TO DATE	%			
<b>EXPENDITURES</b>										
5010 COMMODITIES	0.00	0.00	0	0.00	0	493.00	1	0.00	33,150.00	32,657.00
5020 SERVICES	0.00	0.00	0	0.00	0	0.00	0	0.00	50,000.00	50,000.00
8000 CAPITAL OUTLAY	0.00	0.00	0	0.00	0	0.00	0	0.00	3,028.00	3,028.00
<b>TOTAL EXPENDITURES</b>	<b>0.00</b>	<b>0.00</b>	<b>0</b>	<b>0.00</b>	<b>0</b>	<b>493.00</b>	<b>1</b>	<b>0.00</b>	<b>86,178.00</b>	<b>85,685.00</b>
<b>OTHER FINANCING SOURCES (USES)</b>										
6001 OTHER FINANCING SOURCES	0.00	0.00	0	0.00	0	0.00	0	0.00	44,848.00	44,848.00
<b>TOTAL OTHER FINANCING SOURCES (USES)</b>	<b>0.00</b>	<b>0.00</b>		<b>0.00</b>		<b>0.00</b>		<b>0.00</b>	<b>44,848.00</b>	<b>44,848.00</b>
<b>NET CHANGE IN FUND BALANCE</b>	<b>0.00</b>	<b>0.00</b>		<b>0.00</b>		<b>493.00</b>		<b>0.00</b>	<b>41,330.00</b>	<b>40,837.00</b>




FUND DEPT 3105-042 : CAPITAL ASSET REPLCMT FND - CORONER

7/11/2022 11:51:06 AM

PERIOD ENDING 6/30/2022

	ACTUAL LAST YEAR			ACTUAL THIS YEAR				ENCUMBRANCE	BUDGET	UNENCUMBERED BALANCE
	CURRENT MONTH	YEAR TO DATE	%	CURRENT MONTH	%	YEAR TO DATE	%			
<b>EXPENDITURES</b>										
5010 COMMODITIES	0.00	0.00	0	0.00	0	14,568.14	53	0.00	27,629.00	13,060.86
8000 CAPITAL OUTLAY	0.00	0.00	0	0.00	0	0.00	0	0.00	8,611.00	8,611.00
<b>TOTAL EXPENDITURES</b>	<b>0.00</b>	<b>0.00</b>	<b>0</b>	<b>0.00</b>	<b>0</b>	<b>14,568.14</b>	<b>40</b>	<b>0.00</b>	<b>36,240.00</b>	<b>21,671.86</b>
<b>OTHER FINANCING SOURCES (USES)</b>										
<b>TOTAL OTHER FINANCING SOURCES (USES)</b>	<b>0.00</b>	<b>0.00</b>		<b>0.00</b>		<b>0.00</b>		<b>0.00</b>	<b>0.00</b>	<b>0.00</b>
<b>NET CHANGE IN FUND BALANCE</b>	<b>0.00</b>	<b>0.00</b>		<b>0.00</b>		<b>14,568.14</b>		<b>0.00</b>	<b>36,240.00</b>	<b>21,671.86</b>




FUND DEPT 3105-043 : CAPITAL ASSET REPLCMT FND - EMERGENCY MGMT AGCY (EMA)

7/11/2022 11:51:06 AM

PERIOD ENDING 6/30/2022

	ACTUAL LAST YEAR			ACTUAL THIS YEAR				ENCUMBRANCE	BUDGET	UNENCUMBERED BALANCE
	CURRENT MONTH	YEAR TO DATE	%	CURRENT MONTH	%	YEAR TO DATE	%			
<b>EXPENDITURES</b>										
8000 CAPITAL OUTLAY	0.00	0.00	0	0.00	0	0.00	0	0.00	18,000.00	18,000.00
<b>TOTAL EXPENDITURES</b>	<b>0.00</b>	<b>0.00</b>	<b>0</b>	<b>0.00</b>	<b>0</b>	<b>0.00</b>	<b>0</b>	<b>0.00</b>	<b>18,000.00</b>	<b>18,000.00</b>
<b>OTHER FINANCING SOURCES (USES)</b>										
6001 OTHER FINANCING SOURCES	0.00	0.00	0	0.00	0	0.00	0	0.00	36,600.00	36,600.00
<b>TOTAL OTHER FINANCING SOURCES (USES)</b>	<b>0.00</b>	<b>0.00</b>		<b>0.00</b>		<b>0.00</b>		<b>0.00</b>	<b>36,600.00</b>	<b>36,600.00</b>
<b>NET CHANGE IN FUND BALANCE</b>	<b>0.00</b>	<b>0.00</b>		<b>0.00</b>		<b>0.00</b>		<b>0.00</b>	<b>-18,600.00</b>	<b>-18,600.00</b>





FUND DEPT 3105-051 : CAPITAL ASSET REPLCMT FND - JUVENILE DETENTION CENTER

7/11/2022 11:51:06 AM

PERIOD ENDING 6/30/2022

	ACTUAL LAST YEAR			ACTUAL THIS YEAR				ENCUMBRANCE	BUDGET	UNENCUMBERED BALANCE
	CURRENT MONTH	YEAR TO DATE	%	CURRENT MONTH	%	YEAR TO DATE	%			
<b>EXPENDITURES</b>										
5010 COMMODITIES	0.00	1,201.00	3	0.00	0	0.00	0	0.00	6,065.00	6,065.00
5020 SERVICES	0.00	3,995.00	100	0.00	0	3,995.00	100	0.00	4,000.00	5.00
8000 CAPITAL OUTLAY	0.00	22,568.15	100	0.00	0	0.00	0	0.00	59,571.00	59,571.00
<b>TOTAL EXPENDITURES</b>	<b>0.00</b>	<b>27,764.15</b>	<b>42</b>	<b>0.00</b>	<b>0</b>	<b>3,995.00</b>	<b>6</b>	<b>0.00</b>	<b>69,636.00</b>	<b>65,641.00</b>
<b>OTHER FINANCING SOURCES (USES)</b>										
6001 OTHER FINANCING SOURCES	0.00	0.00	0	0.00	0	0.00	0	0.00	70,092.00	70,092.00
<b>TOTAL OTHER FINANCING SOURCES (USES)</b>	<b>0.00</b>	<b>0.00</b>		<b>0.00</b>		<b>0.00</b>		<b>0.00</b>	<b>70,092.00</b>	<b>70,092.00</b>
<b>NET CHANGE IN FUND BALANCE</b>	<b>0.00</b>	<b>27,764.15</b>		<b>0.00</b>		<b>3,995.00</b>		<b>0.00</b>	<b>-456.00</b>	<b>-4,451.00</b>



**FUND DEPT 3105-052 : CAPITAL ASSET REPLCMT FND - COURT SERVICES -PROBATION**

7/11/2022 11:51:06 AM

**PERIOD ENDING 6/30/2022**

	ACTUAL LAST YEAR			ACTUAL THIS YEAR				ENCUMBRANCE	BUDGET	UNENCUMBERED BALANCE
	CURRENT MONTH	YEAR TO DATE	%	CURRENT MONTH	%	YEAR TO DATE	%			
<b>EXPENDITURES</b>										
5010 COMMODITIES	0.00	0.00	0	0.00	0	4,233.16	33	0.00	13,015.00	8,781.84
8000 CAPITAL OUTLAY	0.00	0.00	0	0.00	0	0.00	0	0.00	14,681.00	14,681.00
<b>TOTAL EXPENDITURES</b>	<b>0.00</b>	<b>0.00</b>	<b>0</b>	<b>0.00</b>	<b>0</b>	<b>4,233.16</b>	<b>15</b>	<b>0.00</b>	<b>27,696.00</b>	<b>23,462.84</b>
<b>OTHER FINANCING SOURCES (USES)</b>										
6001 OTHER FINANCING SOURCES	0.00	0.00	0	0.00	0	0.00	0	0.00	30,616.00	30,616.00
<b>TOTAL OTHER FINANCING SOURCES (USES)</b>	<b>0.00</b>	<b>0.00</b>		<b>0.00</b>		<b>0.00</b>		<b>0.00</b>	<b>30,616.00</b>	<b>30,616.00</b>
<b>NET CHANGE IN FUND BALANCE</b>	<b>0.00</b>	<b>0.00</b>		<b>0.00</b>		<b>4,233.16</b>		<b>0.00</b>	<b>-2,920.00</b>	<b>-7,153.16</b>



FUND DEPT 3105-059 : CAPITAL ASSET REPLCMT FND - FACILITIES PLANNING

7/11/2022 11:51:06 AM

PERIOD ENDING 6/30/2022

	ACTUAL LAST YEAR			ACTUAL THIS YEAR				ENCUMBRANCE	BUDGET	UNENCUMBERED BALANCE
	CURRENT MONTH	YEAR TO DATE	%	CURRENT MONTH	%	YEAR TO DATE	%			
<b>REVENUES</b>										
<b>TOTAL REVENUES</b>	<b>0.00</b>	<b>0.00</b>	<b>0</b>	<b>0.00</b>	<b>0</b>	<b>0.00</b>	<b>0</b>	<b>0.00</b>	<b>0.00</b>	<b>0.00</b>
<b>EXPENDITURES</b>										
5020 SERVICES	87,940.95	337,244.35	90	4,875.05	1	35,002.02	6	42,700.00	581,233.82	546,231.80
8000 CAPITAL OUTLAY	7,375.00	87,228.82	2	30,263.54	1	1,450,170.24	32	0.00	4,592,967.18	3,142,796.94
<b>TOTAL EXPENDITURES</b>	<b>95,315.95</b>	<b>424,473.17</b>	<b>9</b>	<b>35,138.59</b>	<b>1</b>	<b>1,485,172.26</b>	<b>29</b>	<b>42,700.00</b>	<b>5,174,201.00</b>	<b>3,689,028.74</b>
<b>OTHER FINANCING SOURCES (USES)</b>										
6001 OTHER FINANCING SOURCES	0.00	0.00	0	0.00	0	0.00	0	0.00	2,150,000.00	2,150,000.00
<b>TOTAL OTHER FINANCING SOURCES (USES)</b>	<b>0.00</b>	<b>0.00</b>		<b>0.00</b>		<b>0.00</b>		<b>0.00</b>	<b>2,150,000.00</b>	<b>2,150,000.00</b>
<b>NET CHANGE IN FUND BALANCE</b>	<b>95,315.95</b>	<b>424,473.17</b>		<b>35,138.59</b>		<b>1,485,172.26</b>		<b>42,700.00</b>	<b>3,024,201.00</b>	<b>1,539,028.74</b>



FUND DEPT 3105-071 : CAPITAL ASSET REPLCMT FND - PUBLIC PROP (PHYS, PLNT, FAC)

7/11/2022 11:51:06 AM

PERIOD ENDING 6/30/2022

	ACTUAL LAST YEAR			ACTUAL THIS YEAR				ENCUMBRANCE	BUDGET	UNENCUMBERED BALANCE
	CURRENT MONTH	YEAR TO DATE	%	CURRENT MONTH	%	YEAR TO DATE	%			
<b>EXPENDITURES</b>										
5010 COMMODITIES	0.00	0.00	0	0.00	0	0.00	0	0.00	10,550.00	10,550.00
8000 CAPITAL OUTLAY	0.00	9,350.00	8	14,925.00	20	38,107.00	50	-14,925.00	76,400.00	38,293.00
<b>TOTAL EXPENDITURES</b>	<b>0.00</b>	<b>9,350.00</b>	<b>6</b>	<b>14,925.00</b>	<b>17</b>	<b>38,107.00</b>	<b>44</b>	<b>-14,925.00</b>	<b>86,950.00</b>	<b>48,843.00</b>
<b>OTHER FINANCING SOURCES (USES)</b>										
6001 OTHER FINANCING SOURCES	0.00	0.00	0	0.00	0	0.00	0	0.00	187,782.00	187,782.00
<b>TOTAL OTHER FINANCING SOURCES (USES)</b>	<b>0.00</b>	<b>0.00</b>		<b>0.00</b>		<b>0.00</b>		<b>0.00</b>	<b>187,782.00</b>	<b>187,782.00</b>
<b>NET CHANGE IN FUND BALANCE</b>	<b>0.00</b>	<b>9,350.00</b>		<b>14,925.00</b>		<b>38,107.00</b>		<b>-14,925.00</b>	<b>-100,832.00</b>	<b>-138,939.00</b>



**FUND DEPT 3105-077 : CAPITAL ASSET REPLCMT FND - ZONING AND ENFORCE (P&Z)**

7/11/2022 11:51:06 AM

**PERIOD ENDING 6/30/2022**

	ACTUAL LAST YEAR			ACTUAL THIS YEAR				ENCUMBRANCE	BUDGET	UNENCUMBERED BALANCE
	CURRENT MONTH	YEAR TO DATE	%	CURRENT MONTH	%	YEAR TO DATE	%			
<b>EXPENDITURES</b>										
5010 COMMODITIES	0.00	0.00	0	0.00	0	0.00	0	0.00	3,900.00	3,900.00
5020 SERVICES	0.00	0.00	0	0.00	0	0.00	0	0.00	25,080.00	25,080.00
<b>TOTAL EXPENDITURES</b>	<b>0.00</b>	<b>0.00</b>	<b>0</b>	<b>0.00</b>	<b>0</b>	<b>0.00</b>	<b>0</b>	<b>0.00</b>	<b>28,980.00</b>	<b>28,980.00</b>
<b>OTHER FINANCING SOURCES (USES)</b>										
6001 OTHER FINANCING SOURCES	0.00	0.00	0	0.00	0	0.00	0	0.00	28,323.00	28,323.00
<b>TOTAL OTHER FINANCING SOURCES (USES)</b>	<b>0.00</b>	<b>0.00</b>		<b>0.00</b>		<b>0.00</b>		<b>0.00</b>	<b>28,323.00</b>	<b>28,323.00</b>
<b>NET CHANGE IN FUND BALANCE</b>	<b>0.00</b>	<b>0.00</b>		<b>0.00</b>		<b>0.00</b>		<b>0.00</b>	<b>657.00</b>	<b>657.00</b>



**FUND DEPT 3105-140 : CAPITAL ASSET REPLCMT FND - CORRECTIONAL CENTER**

7/11/2022 11:51:06 AM

**PERIOD ENDING 6/30/2022**

	ACTUAL LAST YEAR			ACTUAL THIS YEAR				ENCUMBRANCE	BUDGET	UNENCUMBERED BALANCE
	CURRENT MONTH	YEAR TO DATE	%	CURRENT MONTH	%	YEAR TO DATE	%			
<b>EXPENDITURES</b>										
5010 COMMODITIES	0.00	0.00	0	0.00	0	0.00	0	43,359.92	110,882.00	110,882.00
5020 SERVICES	26,328.50	78,985.50	49	26,328.50	15	107,936.75	63	0.00	172,662.00	64,725.25
8000 CAPITAL OUTLAY	0.00	0.00	0	0.00	0	0.00	0	26,070.00	73,000.00	73,000.00
<b>TOTAL EXPENDITURES</b>	<b>26,328.50</b>	<b>78,985.50</b>	<b>44</b>	<b>26,328.50</b>	<b>7</b>	<b>107,936.75</b>	<b>30</b>	<b>69,429.92</b>	<b>356,544.00</b>	<b>248,607.25</b>
<b>OTHER FINANCING SOURCES (USES)</b>										
6001 OTHER FINANCING SOURCES	0.00	0.00	0	0.00	0	0.00	0	0.00	274,761.00	274,761.00
<b>TOTAL OTHER FINANCING SOURCES (USES)</b>	<b>0.00</b>	<b>0.00</b>		<b>0.00</b>		<b>0.00</b>		<b>0.00</b>	<b>274,761.00</b>	<b>274,761.00</b>
<b>NET CHANGE IN FUND BALANCE</b>	<b>26,328.50</b>	<b>78,985.50</b>		<b>26,328.50</b>		<b>107,936.75</b>		<b>69,429.92</b>	<b>81,783.00</b>	<b>-26,153.75</b>



FUND DEPT 3303-010 : COURT COMPLEX CONSTR FUND - COUNTY BOARD

7/11/2022 11:51:06 AM

PERIOD ENDING 6/30/2022

	ACTUAL LAST YEAR			ACTUAL THIS YEAR				ENCUMBRANCE	BUDGET	UNENCUMBERED BALANCE
	CURRENT MONTH	YEAR TO DATE	%	CURRENT MONTH	%	YEAR TO DATE	%			
<b>REVENUES</b>										
4008 INVESTMENT EARNINGS	0.86	25.27	5	0.00	0	48.86	195	0.00	25.00	-23.86
<b>TOTAL REVENUES</b>	<b>0.86</b>	<b>25.27</b>	<b>5</b>	<b>0.00</b>	<b>0</b>	<b>48.86</b>	<b>195</b>	<b>0.00</b>	<b>25.00</b>	<b>-23.86</b>
<b>EXPENDITURES</b>										
5020 SERVICES	0.00	0.00	0	0.00	0	0.00	0	0.00	16,925.00	16,925.00
<b>TOTAL EXPENDITURES</b>	<b>0.00</b>	<b>0.00</b>	<b>0</b>	<b>0.00</b>	<b>0</b>	<b>0.00</b>	<b>0</b>	<b>0.00</b>	<b>16,925.00</b>	<b>16,925.00</b>
<b>OTHER FINANCING SOURCES (USES)</b>										
<b>TOTAL OTHER FINANCING SOURCES (USES)</b>	<b>0.00</b>	<b>0.00</b>		<b>0.00</b>		<b>0.00</b>		<b>0.00</b>	<b>0.00</b>	<b>0.00</b>
<b>NET CHANGE IN FUND BALANCE</b>	<b>-0.86</b>	<b>-25.27</b>		<b>0.00</b>		<b>-48.86</b>		<b>0.00</b>	<b>16,900.00</b>	<b>16,948.86</b>



**FUND DEPT 4074-010 : 2003 NURS HM BOND DBT SRV - COUNTY BOARD**

7/11/2022 11:51:06 AM

**PERIOD ENDING 6/30/2022**

	ACTUAL LAST YEAR			ACTUAL THIS YEAR				ENCUMBRANCE	BUDGET	UNENCUMBERED BALANCE
	CURRENT MONTH	YEAR TO DATE	%	CURRENT MONTH	%	YEAR TO DATE	%			
<b>REVENUES</b>										
<b>TOTAL REVENUES</b>	0.00	0.00	0	0.00	0	0.00	0	0.00	0.00	0.00
<b>EXPENDITURES</b>										
<b>TOTAL EXPENDITURES</b>	0.00	0.00	0	0.00	0	0.00	0	0.00	0.00	0.00
<b>OTHER FINANCING SOURCES (USES)</b>										
<b>TOTAL OTHER FINANCING SOURCES (USES)</b>	0.00	0.00		0.00		0.00		0.00	0.00	0.00
<b>NET CHANGE IN FUND BALANCE</b>	0.00	0.00		0.00		0.00		0.00	0.00	0.00





**FUND DEPT 4350-010 : HWY FACIL BOND DEBT SERVICE - COUNTY BOARD**

7/11/2022 11:51:06 AM

**PERIOD ENDING 6/30/2022**

	ACTUAL LAST YEAR			ACTUAL THIS YEAR				ENCUMBRANCE	BUDGET	UNENCUMBERED BALANCE
	CURRENT MONTH	YEAR TO DATE	%	CURRENT MONTH	%	YEAR TO DATE	%			
<b>REVENUES</b>										
<b>TOTAL REVENUES</b>	0.00	0.00	0	0.00	0	0.00	0	0.00	0.00	0.00
<b>OTHER FINANCING SOURCES (USES)</b>										
<b>TOTAL OTHER FINANCING SOURCES (USES)</b>	0.00	0.00		0.00		0.00		0.00	0.00	0.00
<b>NET CHANGE IN FUND BALANCE</b>	0.00	0.00		0.00		0.00		0.00	0.00	0.00




**FUND DEPT 5081-075 : NURSING HOME - GENERAL COUNTY**

7/11/2022 11:51:06 AM

**PERIOD ENDING 6/30/2022**

	ACTUAL LAST YEAR			ACTUAL THIS YEAR				ENCUMBRANCE	BUDGET	UNENCUMBERED BALANCE
	CURRENT MONTH	YEAR TO DATE	%	CURRENT MONTH	%	YEAR TO DATE	%			
<b>OTHER FINANCING SOURCES (USES)</b>										
<b>TOTAL OTHER FINANCING SOURCES (USES)</b>	<i>0.00</i>	<i>0.00</i>		<i>0.00</i>		<i>0.00</i>		<i>0.00</i>	<i>0.00</i>	<i>0.00</i>
<b>NET CHANGE IN FUND BALANCE</b>	<b>0.00</b>	<b>0.00</b>		<b>0.00</b>		<b>0.00</b>		<b>0.00</b>	<b>0.00</b>	<b>0.00</b>



**FUND DEPT 5081-120 : NURSING HOME - EMPLOYEE GROUP INSURANCE**

7/11/2022 11:51:06 AM

**PERIOD ENDING 6/30/2022**

	ACTUAL LAST YEAR			ACTUAL THIS YEAR				ENCUMBRANCE	BUDGET	UNENCUMBERED BALANCE
	CURRENT MONTH	YEAR TO DATE	%	CURRENT MONTH	%	YEAR TO DATE	%			
<b>OTHER FINANCING SOURCES (USES)</b>										
<b>TOTAL OTHER FINANCING SOURCES (USES)</b>	<i>0.00</i>	<i>0.00</i>		<i>0.00</i>		<i>0.00</i>		<i>0.00</i>	<i>0.00</i>	<i>0.00</i>
<b>NET CHANGE IN FUND BALANCE</b>	<b>0.00</b>	<b>0.00</b>		<b>0.00</b>		<b>0.00</b>		<b>0.00</b>	<b>0.00</b>	<b>0.00</b>



FUND DEPT 5081-405 : NURSING HOME - NURSING HOME TRANSITION

7/11/2022 11:51:06 AM

PERIOD ENDING 6/30/2022

	ACTUAL LAST YEAR			ACTUAL THIS YEAR				ENCUMBRANCE	BUDGET	UNENCUMBERED BALANCE
	CURRENT MONTH	YEAR TO DATE	%	CURRENT MONTH	%	YEAR TO DATE	%			
<b>REVENUES</b>										
4009 MISCELLANEOUS REVENUES	0.00	110,000.00	100	0.00	0	111,265.38	101	0.00	110,000.00	-1,265.38
<b>TOTAL REVENUES</b>	<b>0.00</b>	<b>110,000.00</b>	<b>100</b>	<b>0.00</b>	<b>0</b>	<b>111,265.38</b>	<b>101</b>	<b>0.00</b>	<b>110,000.00</b>	<b>-1,265.38</b>
<b>EXPENDITURES</b>										
<b>TOTAL EXPENDITURES</b>	<b>0.00</b>	<b>0.00</b>	<b>0</b>	<b>0.00</b>	<b>0</b>	<b>0.00</b>	<b>0</b>	<b>0.00</b>	<b>0.00</b>	<b>0.00</b>
<b>OTHER FINANCING SOURCES (USES)</b>										
6001 OTHER FINANCING SOURCES	0.00	-1,000,000.00	-100	0.00	0	0.00	0	0.00	0.00	0.00
<b>TOTAL OTHER FINANCING SOURCES (USES)</b>	<b>0.00</b>	<b>-1,000,000.00</b>		<b>0.00</b>		<b>0.00</b>		<b>0.00</b>	<b>0.00</b>	<b>0.00</b>
<b>NET CHANGE IN FUND BALANCE</b>	<b>0.00</b>	<b>890,000.00</b>		<b>0.00</b>		<b>-111,265.38</b>		<b>0.00</b>	<b>-110,000.00</b>	<b>1,265.38</b>



FUND DEPT 5081-410 : NURSING HOME - ADMINISTRATIVE

7/11/2022 11:51:06 AM

PERIOD ENDING 6/30/2022

	ACTUAL LAST YEAR			ACTUAL THIS YEAR				ENCUMBRANCE	BUDGET	UNENCUMBERED BALANCE
	CURRENT MONTH	YEAR TO DATE	%	CURRENT MONTH	%	YEAR TO DATE	%			
<b>REVENUES</b>										
4007 CHARGES FOR SERVICES	0.00	3,627.84	0	0.00	0	0.00	0	0.00	0.00	0.00
4008 INVESTMENT EARNINGS	34.95	113.84	0	0.00	0	119.95	0	0.00	0.00	-119.95
4009 MISCELLANEOUS REVENUES	0.00	7,269.47	0	0.00	0	0.00	0	0.00	0.00	0.00
<b>TOTAL REVENUES</b>	<b>34.95</b>	<b>11,011.15</b>	<b>0</b>	<b>0.00</b>	<b>0</b>	<b>119.95</b>	<b>0</b>	<b>0.00</b>	<b>0.00</b>	<b>-119.95</b>
<b>EXPENDITURES</b>										
5020 SERVICES	0.00	26,543.44	34	0.00	0	12,007.80	48	0.00	25,000.00	12,992.20
<b>TOTAL EXPENDITURES</b>	<b>0.00</b>	<b>26,543.44</b>	<b>34</b>	<b>0.00</b>	<b>0</b>	<b>12,007.80</b>	<b>48</b>	<b>0.00</b>	<b>25,000.00</b>	<b>12,992.20</b>
<b>OTHER FINANCING SOURCES (USES)</b>										
6001 OTHER FINANCING SOURCES	0.00	2,000,000.00	0	0.00	0	0.00	0	0.00	0.00	0.00
<b>TOTAL OTHER FINANCING SOURCES (USES)</b>	<b>0.00</b>	<b>2,000,000.00</b>		<b>0.00</b>		<b>0.00</b>		<b>0.00</b>	<b>0.00</b>	<b>0.00</b>
<b>NET CHANGE IN FUND BALANCE</b>	<b>-34.95</b>	<b>-1,984,467.71</b>		<b>0.00</b>		<b>11,887.85</b>		<b>0.00</b>	<b>25,000.00</b>	<b>13,112.15</b>



**FUND DEPT 5081-415 : NURSING HOME - ENVIRONMENTAL SERVICES**

7/11/2022 11:51:06 AM

**PERIOD ENDING 6/30/2022**

	ACTUAL LAST YEAR			ACTUAL THIS YEAR				ENCUMBRANCE	BUDGET	UNENCUMBERED BALANCE
	CURRENT MONTH	YEAR TO DATE	%	CURRENT MONTH	%	YEAR TO DATE	%			
<b>EXPENDITURES</b>										
<b>TOTAL EXPENDITURES</b>	0.00	0.00	0	0.00	0	0.00	0	0.00	0.00	0.00
<b>NET CHANGE IN FUND BALANCE</b>	0.00	0.00		0.00		0.00		0.00	0.00	0.00



**FUND DEPT 5081-420 : NURSING HOME - LAUNDRY**

7/11/2022 11:51:06 AM

**PERIOD ENDING 6/30/2022**

	ACTUAL LAST YEAR			ACTUAL THIS YEAR				ENCUMBRANCE	BUDGET	UNENCUMBERED BALANCE
	CURRENT MONTH	YEAR TO DATE	%	CURRENT MONTH	%	YEAR TO DATE	%			
<b>EXPENDITURES</b>										
<b>TOTAL EXPENDITURES</b>	0.00	0.00	0	0.00	0	0.00	0	0.00	0.00	0.00
<b>NET CHANGE IN FUND BALANCE</b>	0.00	0.00		0.00		0.00		0.00	0.00	0.00



**FUND DEPT 5081-425 : NURSING HOME - MAINTENANCE**

7/11/2022 11:51:06 AM

**PERIOD ENDING 6/30/2022**

	ACTUAL LAST YEAR			ACTUAL THIS YEAR				ENCUMBRANCE	BUDGET	UNENCUMBERED BALANCE
	CURRENT MONTH	YEAR TO DATE	%	CURRENT MONTH	%	YEAR TO DATE	%			
<b>EXPENDITURES</b>										
<b>TOTAL EXPENDITURES</b>	0.00	0.00	0	0.00	0	0.00	0	0.00	0.00	0.00
<b>NET CHANGE IN FUND BALANCE</b>	0.00	0.00		0.00		0.00		0.00	0.00	0.00





**FUND DEPT 5081-430 : NURSING HOME - NURSING SERVICES**

7/11/2022 11:51:06 AM

**PERIOD ENDING 6/30/2022**

	ACTUAL LAST YEAR			ACTUAL THIS YEAR				ENCUMBRANCE	BUDGET	UNENCUMBERED BALANCE
	CURRENT MONTH	YEAR TO DATE	%	CURRENT MONTH	%	YEAR TO DATE	%			
<b>EXPENDITURES</b>										
<b>TOTAL EXPENDITURES</b>	0.00	0.00	0	0.00	0	0.00	0	0.00	0.00	0.00
<b>NET CHANGE IN FUND BALANCE</b>	0.00	0.00		0.00		0.00		0.00	0.00	0.00



**FUND DEPT 5081-440 : NURSING HOME - ACTIVITIES**

7/11/2022 11:51:06 AM

**PERIOD ENDING 6/30/2022**

	ACTUAL LAST YEAR			ACTUAL THIS YEAR				ENCUMBRANCE	BUDGET	UNENCUMBERED BALANCE
	CURRENT MONTH	YEAR TO DATE	%	CURRENT MONTH	%	YEAR TO DATE	%			
<b>EXPENDITURES</b>										
<b>TOTAL EXPENDITURES</b>	<i>0.00</i>	<i>0.00</i>	<i>0</i>	<i>0.00</i>	<i>0</i>	<i>0.00</i>	<i>0</i>	<i>0.00</i>	<i>0.00</i>	<i>0.00</i>
<b>NET CHANGE IN FUND BALANCE</b>	<b>0.00</b>	<b>0.00</b>		<b>0.00</b>		<b>0.00</b>		<b>0.00</b>	<b>0.00</b>	<b>0.00</b>



**FUND DEPT 5081-441 : NURSING HOME - SOCIAL SERVICES**

7/11/2022 11:51:06 AM

**PERIOD ENDING 6/30/2022**

	ACTUAL LAST YEAR			ACTUAL THIS YEAR				ENCUMBRANCE	BUDGET	UNENCUMBERED BALANCE
	CURRENT MONTH	YEAR TO DATE	%	CURRENT MONTH	%	YEAR TO DATE	%			
<b>EXPENDITURES</b>										
<b>TOTAL EXPENDITURES</b>	0.00	0.00	0	0.00	0	0.00	0	0.00	0.00	0.00
<b>NET CHANGE IN FUND BALANCE</b>	0.00	0.00		0.00		0.00		0.00	0.00	0.00



**FUND DEPT 5081-445 : NURSING HOME - PHYSICAL THERAPY**

7/11/2022 11:51:06 AM

**PERIOD ENDING 6/30/2022**

	ACTUAL LAST YEAR			ACTUAL THIS YEAR				ENCUMBRANCE	BUDGET	UNENCUMBERED BALANCE
	CURRENT MONTH	YEAR TO DATE	%	CURRENT MONTH	%	YEAR TO DATE	%			
<b>EXPENDITURES</b>										
<b>TOTAL EXPENDITURES</b>	<i>0.00</i>	<i>0.00</i>	<i>0</i>	<i>0.00</i>	<i>0</i>	<i>0.00</i>	<i>0</i>	<i>0.00</i>	<i>0.00</i>	<i>0.00</i>
<b>NET CHANGE IN FUND BALANCE</b>	<b>0.00</b>	<b>0.00</b>		<b>0.00</b>		<b>0.00</b>		<b>0.00</b>	<b>0.00</b>	<b>0.00</b>



**FUND DEPT 5081-446 : NURSING HOME - OCCUPATIONAL THERAPY**

7/11/2022 11:51:06 AM

**PERIOD ENDING 6/30/2022**

	ACTUAL LAST YEAR			ACTUAL THIS YEAR				ENCUMBRANCE	BUDGET	UNENCUMBERED BALANCE
	CURRENT MONTH	YEAR TO DATE	%	CURRENT MONTH	%	YEAR TO DATE	%			
<b>EXPENDITURES</b>										
<b>TOTAL EXPENDITURES</b>	0.00	0.00	0	0.00	0	0.00	0	0.00	0.00	0.00
<b>NET CHANGE IN FUND BALANCE</b>	0.00	0.00		0.00		0.00		0.00	0.00	0.00



**FUND DEPT 5081-447 : NURSING HOME - RESPIRATORY THERAPY**

7/11/2022 11:51:06 AM

**PERIOD ENDING 6/30/2022**

	ACTUAL LAST YEAR			ACTUAL THIS YEAR				ENCUMBRANCE	BUDGET	UNENCUMBERED BALANCE
	CURRENT MONTH	YEAR TO DATE	%	CURRENT MONTH	%	YEAR TO DATE	%			
<b>EXPENDITURES</b>										
<b>TOTAL EXPENDITURES</b>	0.00	0.00	0	0.00	0	0.00	0	0.00	0.00	0.00
<b>NET CHANGE IN FUND BALANCE</b>	0.00	0.00		0.00		0.00		0.00	0.00	0.00



**FUND DEPT 5081-448 : NURSING HOME - SPEECH THERAPY**

7/11/2022 11:51:06 AM

**PERIOD ENDING 6/30/2022**

	ACTUAL LAST YEAR			ACTUAL THIS YEAR				ENCUMBRANCE	BUDGET	UNENCUMBERED BALANCE
	CURRENT MONTH	YEAR TO DATE	%	CURRENT MONTH	%	YEAR TO DATE	%			
<b>EXPENDITURES</b>										
<b>TOTAL EXPENDITURES</b>	<i>0.00</i>	<i>0.00</i>	<i>0</i>	<i>0.00</i>	<i>0</i>	<i>0.00</i>	<i>0</i>	<i>0.00</i>	<i>0.00</i>	<i>0.00</i>
<b>NET CHANGE IN FUND BALANCE</b>	<b>0.00</b>	<b>0.00</b>		<b>0.00</b>		<b>0.00</b>		<b>0.00</b>	<b>0.00</b>	<b>0.00</b>



**FUND DEPT 5081-450 : NURSING HOME - DIETARY**

7/11/2022 11:51:06 AM

**PERIOD ENDING 6/30/2022**

	ACTUAL LAST YEAR			ACTUAL THIS YEAR				ENCUMBRANCE	BUDGET	UNENCUMBERED BALANCE
	CURRENT MONTH	YEAR TO DATE	%	CURRENT MONTH	%	YEAR TO DATE	%			
<b>EXPENDITURES</b>										
<b>TOTAL EXPENDITURES</b>	0.00	0.00	0	0.00	0	0.00	0	0.00	0.00	0.00
<b>NET CHANGE IN FUND BALANCE</b>	0.00	0.00		0.00		0.00		0.00	0.00	0.00





**FUND DEPT 5081-455 : NURSING HOME - BEAUTY SHOP**

7/11/2022 11:51:06 AM

**PERIOD ENDING 6/30/2022**

	ACTUAL LAST YEAR			ACTUAL THIS YEAR				ENCUMBRANCE	BUDGET	UNENCUMBERED BALANCE
	CURRENT MONTH	YEAR TO DATE	%	CURRENT MONTH	%	YEAR TO DATE	%			
<b>EXPENDITURES</b>										
<b>TOTAL EXPENDITURES</b>	<i>0.00</i>	<i>0.00</i>	<i>0</i>	<i>0.00</i>	<i>0</i>	<i>0.00</i>	<i>0</i>	<i>0.00</i>	<i>0.00</i>	<i>0.00</i>
<b>NET CHANGE IN FUND BALANCE</b>	<b>0.00</b>	<b>0.00</b>		<b>0.00</b>		<b>0.00</b>		<b>0.00</b>	<b>0.00</b>	<b>0.00</b>



**FUND DEPT 5081-460 : NURSING HOME - ADULT DAY CARE**

7/11/2022 11:51:06 AM

**PERIOD ENDING 6/30/2022**

	ACTUAL LAST YEAR			ACTUAL THIS YEAR				ENCUMBRANCE	BUDGET	UNENCUMBERED BALANCE
	CURRENT MONTH	YEAR TO DATE	%	CURRENT MONTH	%	YEAR TO DATE	%			
<b>EXPENDITURES</b>										
<b>TOTAL EXPENDITURES</b>	<i>0.00</i>	<i>0.00</i>	<i>0</i>	<i>0.00</i>	<i>0</i>	<i>0.00</i>	<i>0</i>	<i>0.00</i>	<i>0.00</i>	<i>0.00</i>
<b>NET CHANGE IN FUND BALANCE</b>	<b>0.00</b>	<b>0.00</b>		<b>0.00</b>		<b>0.00</b>		<b>0.00</b>	<b>0.00</b>	<b>0.00</b>




**FUND DEPT 5081-462 : NURSING HOME - ALZHEIMERS UNIT**

7/11/2022 11:51:06 AM

**PERIOD ENDING 6/30/2022**

	ACTUAL LAST YEAR			ACTUAL THIS YEAR				ENCUMBRANCE	BUDGET	UNENCUMBERED BALANCE
	CURRENT MONTH	YEAR TO DATE	%	CURRENT MONTH	%	YEAR TO DATE	%			
<b>EXPENDITURES</b>										
<b>TOTAL EXPENDITURES</b>	<i>0.00</i>	<i>0.00</i>	<i>0</i>	<i>0.00</i>	<i>0</i>	<i>0.00</i>	<i>0</i>	<i>0.00</i>	<i>0.00</i>	<i>0.00</i>
<b>NET CHANGE IN FUND BALANCE</b>	<b>0.00</b>	<b>0.00</b>		<b>0.00</b>		<b>0.00</b>		<b>0.00</b>	<b>0.00</b>	<b>0.00</b>



**FUND DEPT 6476-118 : SELF-FUNDED INSURANCE - PROPERTY/LIABILITY INSUR**

7/11/2022 11:51:06 AM

**PERIOD ENDING 6/30/2022**

	ACTUAL LAST YEAR			ACTUAL THIS YEAR				ENCUMBRANCE	BUDGET	UNENCUMBERED BALANCE
	CURRENT MONTH	YEAR TO DATE	%	CURRENT MONTH	%	YEAR TO DATE	%			
<b>REVENUES</b>										
4007 CHARGES FOR SERVICES	0.00	0.00	0	0.00	0	0.00	0	0.00	1,584,242.00	1,584,242.00
4009 MISCELLANEOUS REVENUES	0.00	0.00	0	0.00	0	20.00	0	0.00	0.00	-20.00
<b>TOTAL REVENUES</b>	<b>0.00</b>	<b>0.00</b>	<b>0</b>	<b>0.00</b>	<b>0</b>	<b>20.00</b>	<b>0</b>	<b>0.00</b>	<b>1,584,242.00</b>	<b>1,584,222.00</b>
<b>EXPENDITURES</b>										
5020 SERVICES	43,569.06	997,598.91	52	116,685.37	6	947,177.91	46	0.00	2,072,378.00	1,125,200.09
<b>TOTAL EXPENDITURES</b>	<b>43,569.06</b>	<b>997,598.91</b>	<b>52</b>	<b>116,685.37</b>	<b>6</b>	<b>947,177.91</b>	<b>46</b>	<b>0.00</b>	<b>2,072,378.00</b>	<b>1,125,200.09</b>
<b>OTHER FINANCING SOURCES (USES)</b>										
6001 OTHER FINANCING SOURCES	43,452.00	177,138.00	71	0.00	0	144,880.00	58	0.00	250,000.00	105,120.00
7001 OTHER FINANCING USES	0.00	0.00	0	0.00	0	0.00	0	0.00	-6,864.00	-6,864.00
<b>TOTAL OTHER FINANCING SOURCES (USES)</b>	<b>43,452.00</b>	<b>177,138.00</b>		<b>0.00</b>		<b>144,880.00</b>		<b>0.00</b>	<b>243,136.00</b>	<b>98,256.00</b>
<b>NET CHANGE IN FUND BALANCE</b>	<b>117.06</b>	<b>820,460.91</b>		<b>116,685.37</b>		<b>802,277.91</b>		<b>0.00</b>	<b>245,000.00</b>	<b>-557,277.91</b>



FUND DEPT 6476-119 : SELF-FUNDED INSURANCE - WORKERS COMP INSURANCE

7/11/2022 11:51:06 AM

PERIOD ENDING 6/30/2022

	ACTUAL LAST YEAR			ACTUAL THIS YEAR				ENCUMBRANCE	BUDGET	UNENCUMBERED BALANCE
	CURRENT MONTH	YEAR TO DATE	%	CURRENT MONTH	%	YEAR TO DATE	%			
<b>REVENUES</b>										
4007 CHARGES FOR SERVICES	93,411.49	543,495.04	57	96,066.42	10	506,293.98	53	0.00	953,395.00	447,101.02
4008 INVESTMENT EARNINGS	133.96	666.20	7	0.00	0	3,051.80	191	0.00	1,600.00	-1,451.80
4009 MISCELLANEOUS REVENUES	0.00	0.00	0	295.82	0	295.82	0	0.00	0.00	-295.82
<b>TOTAL REVENUES</b>	<b>93,545.45</b>	<b>544,161.24</b>	<b>57</b>	<b>96,362.24</b>	<b>10</b>	<b>509,641.60</b>	<b>53</b>	<b>0.00</b>	<b>954,995.00</b>	<b>445,353.40</b>
<b>EXPENDITURES</b>										
5003 FRINGE BENEFITS	53,130.86	408,221.95	44	111,272.93	12	324,693.22	35	0.00	939,667.00	614,973.78
<b>TOTAL EXPENDITURES</b>	<b>53,130.86</b>	<b>408,221.95</b>	<b>44</b>	<b>111,272.93</b>	<b>12</b>	<b>324,693.22</b>	<b>35</b>	<b>0.00</b>	<b>939,667.00</b>	<b>614,973.78</b>
<b>OTHER FINANCING SOURCES (USES)</b>										
7001 OTHER FINANCING USES	0.00	0.00	0	0.00	0	0.00	0	0.00	-13,728.00	-13,728.00
<b>TOTAL OTHER FINANCING SOURCES (USES)</b>	<b>0.00</b>	<b>0.00</b>		<b>0.00</b>		<b>0.00</b>		<b>0.00</b>	<b>-13,728.00</b>	<b>-13,728.00</b>
<b>NET CHANGE IN FUND BALANCE</b>	<b>-40,414.59</b>	<b>-135,939.29</b>		<b>14,910.69</b>		<b>-184,948.38</b>		<b>0.00</b>	<b>-1,600.00</b>	<b>183,348.38</b>



FUND DEPT 6620-120 : HEALTH-LIFE INSURANCE - EMPLOYEE GROUP INSURANCE

7/11/2022 11:51:06 AM

PERIOD ENDING 6/30/2022

	ACTUAL LAST YEAR			ACTUAL THIS YEAR				ENCUMBRANCE	BUDGET	UNENCUMBERED BALANCE
	CURRENT MONTH	YEAR TO DATE	%	CURRENT MONTH	%	YEAR TO DATE	%			
<b>REVENUES</b>										
4007 CHARGES FOR SERVICES	565,584.36	3,399,621.05	0	103,868.56	0	2,795,680.10	0	0.00	0.00	-2,795,680.10
4008 INVESTMENT EARNINGS	1.57	6.40	0	0.00	0	108.93	0	0.00	0.00	-108.93
4009 MISCELLANEOUS REVENUES	0.00	30.00	0	185.00	0	185.00	0	0.00	7,425,950.00	7,425,765.00
<b>TOTAL REVENUES</b>	<b>565,585.93</b>	<b>3,399,657.45</b>	<b>49</b>	<b>104,053.56</b>	<b>1</b>	<b>2,795,974.03</b>	<b>38</b>	<b>0.00</b>	<b>7,425,950.00</b>	<b>4,629,975.97</b>
<b>EXPENDITURES</b>										
5003 FRINGE BENEFITS	609,108.40	3,467,524.69	50	52,276.06	1	3,292,255.71	44	0.00	7,406,250.00	4,113,994.29
5010 COMMODITIES	0.00	0.00	0	0.00	0	0.00	0	0.00	200.00	200.00
5020 SERVICES	0.00	0.00	0	0.00	0	0.00	0	0.00	19,500.00	19,500.00
<b>TOTAL EXPENDITURES</b>	<b>609,108.40</b>	<b>3,467,524.69</b>	<b>50</b>	<b>52,276.06</b>	<b>1</b>	<b>3,292,255.71</b>	<b>44</b>	<b>0.00</b>	<b>7,425,950.00</b>	<b>4,133,694.29</b>
<b>OTHER FINANCING SOURCES (USES)</b>										
<b>TOTAL OTHER FINANCING SOURCES (USES)</b>	<b>0.00</b>	<b>0.00</b>		<b>0.00</b>		<b>0.00</b>		<b>0.00</b>	<b>0.00</b>	<b>0.00</b>
<b>NET CHANGE IN FUND BALANCE</b>	<b>43,522.47</b>	<b>67,867.24</b>		<b>-51,777.50</b>		<b>496,281.68</b>		<b>0.00</b>	<b>0.00</b>	<b>-496,281.68</b>



**FUND DEPT 7086-060 : TOWNSHIP MOTOR FUEL TAX - HIGHWAY**

7/11/2022 11:51:06 AM

**PERIOD ENDING 6/30/2022**

	ACTUAL LAST YEAR			ACTUAL THIS YEAR				ENCUMBRANCE	BUDGET	UNENCUMBERED BALANCE
	CURRENT MONTH	YEAR TO DATE	%	CURRENT MONTH	%	YEAR TO DATE	%			
<b>REVENUES</b>										
4004 INTERGOVERNMENTAL REVENUE	0.00	112,067.69	0	264,189.18	0	1,240,179.61	0	0.00	0.00	-1,240,179.61
4008 INVESTMENT EARNINGS	143.19	701.29	0	0.00	0	2,738.49	0	0.00	0.00	-2,738.49
4009 MISCELLANEOUS REVENUES	0.00	3,633.18	0	0.00	0	0.00	0	0.00	0.00	0.00
<b>TOTAL REVENUES</b>	<b>143.19</b>	<b>116,402.16</b>	<b>0</b>	<b>264,189.18</b>	<b>0</b>	<b>1,242,918.10</b>	<b>0</b>	<b>0.00</b>	<b>0.00</b>	<b>-1,242,918.10</b>
<b>EXPENDITURES</b>										
5020 SERVICES	221,549.89	295,322.24	0	378,166.88	3	390,698.78	3	0.00	15,000,000.00	14,609,301.22
<b>TOTAL EXPENDITURES</b>	<b>221,549.89</b>	<b>295,322.24</b>	<b>0</b>	<b>378,166.88</b>	<b>3</b>	<b>390,698.78</b>	<b>3</b>	<b>0.00</b>	<b>15,000,000.00</b>	<b>14,609,301.22</b>
<b>NET CHANGE IN FUND BALANCE</b>	<b>221,406.70</b>	<b>178,920.08</b>		<b>113,977.70</b>		<b>-852,219.32</b>		<b>0.00</b>	<b>15,000,000.00</b>	<b>15,852,219.32</b>



FUND DEPT 7087-060 : TOWNSHIP BRIDGE - HIGHWAY

7/11/2022 11:51:06 AM

PERIOD ENDING 6/30/2022

	ACTUAL LAST YEAR			ACTUAL THIS YEAR				ENCUMBRANCE	BUDGET	UNENCUMBERED BALANCE
	CURRENT MONTH	YEAR TO DATE	%	CURRENT MONTH	%	YEAR TO DATE	%			
<b>REVENUES</b>										
4004 INTERGOVERNMENTAL REVENUE	0.00	0.00	0	767,364.50	0	767,364.50	0	0.00	0.00	-767,364.50
4008 INVESTMENT EARNINGS	8.46	43.76	0	0.00	0	32.16	0	0.00	0.00	-32.16
<b>TOTAL REVENUES</b>	<b>8.46</b>	<b>43.76</b>	<b>0</b>	<b>767,364.50</b>	<b>0</b>	<b>767,396.66</b>	<b>0</b>	<b>0.00</b>	<b>0.00</b>	<b>-767,396.66</b>
<b>EXPENDITURES</b>										
8000 CAPITAL OUTLAY	0.00	70,872.59	0	13,549.75	0	13,549.75	0	0.00	5,000,000.00	4,986,450.25
<b>TOTAL EXPENDITURES</b>	<b>0.00</b>	<b>70,872.59</b>	<b>0</b>	<b>13,549.75</b>	<b>0</b>	<b>13,549.75</b>	<b>0</b>	<b>0.00</b>	<b>5,000,000.00</b>	<b>4,986,450.25</b>
<b>NET CHANGE IN FUND BALANCE</b>	<b>-8.46</b>	<b>70,828.83</b>		<b>-753,814.75</b>		<b>-753,846.91</b>		<b>0.00</b>	<b>5,000,000.00</b>	<b>5,753,846.91</b>





FUND DEPT 7097-026 : ESTATE - COUNTY TREASURER

7/11/2022 11:51:06 AM

PERIOD ENDING 6/30/2022

	ACTUAL LAST YEAR			ACTUAL THIS YEAR				ENCUMBRANCE	BUDGET	UNENCUMBERED BALANCE
	CURRENT MONTH	YEAR TO DATE	%	CURRENT MONTH	%	YEAR TO DATE	%			
<b>REVENUES</b>										
4008 INVESTMENT EARNINGS	1.05	5.61	0	0.00	0	41.26	0	0.00	0.00	-41.26
<b>TOTAL REVENUES</b>	<b>1.05</b>	<b>5.61</b>	<b>0</b>	<b>0.00</b>	<b>0</b>	<b>41.26</b>	<b>0</b>	<b>0.00</b>	<b>0.00</b>	<b>-41.26</b>
<b>NET CHANGE IN FUND BALANCE</b>	<b>-1.05</b>	<b>-5.61</b>		<b>0.00</b>		<b>-41.26</b>		<b>0.00</b>	<b>0.00</b>	<b>41.26</b>



**FUND DEPT 7667-026 : PROPERTY CONDEMNATIONS - COUNTY TREASURER**

7/11/2022 11:51:06 AM

**PERIOD ENDING 6/30/2022**

	ACTUAL LAST YEAR			ACTUAL THIS YEAR				ENCUMBRANCE	BUDGET	UNENCUMBERED BALANCE
	CURRENT MONTH	YEAR TO DATE	%	CURRENT MONTH	%	YEAR TO DATE	%			
<b>REVENUES</b>										
4008 INVESTMENT EARNINGS	6.51	34.86	0	0.00	0	207.62	0	0.00	0.00	-207.62
<b>TOTAL REVENUES</b>	<b>6.51</b>	<b>34.86</b>	<b>0</b>	<b>0.00</b>	<b>0</b>	<b>207.62</b>	<b>0</b>	<b>0.00</b>	<b>0.00</b>	<b>-207.62</b>
<b>OTHER FINANCING SOURCES (USES)</b>										
<b>TOTAL OTHER FINANCING SOURCES (USES)</b>	<b>0.00</b>	<b>0.00</b>		<b>0.00</b>		<b>0.00</b>		<b>0.00</b>	<b>0.00</b>	<b>0.00</b>
<b>NET CHANGE IN FUND BALANCE</b>	<b>-6.51</b>	<b>-34.86</b>		<b>0.00</b>		<b>-207.62</b>		<b>0.00</b>	<b>0.00</b>	<b>207.62</b>



FUND DEPT 7687-040 : SHERIFF FORECLOSURES - SHERIFF

7/11/2022 11:51:06 AM

PERIOD ENDING 6/30/2022

	ACTUAL LAST YEAR			ACTUAL THIS YEAR				ENCUMBRANCE	BUDGET	UNENCUMBERED BALANCE
	CURRENT MONTH	YEAR TO DATE	%	CURRENT MONTH	%	YEAR TO DATE	%			
<b>REVENUES</b>										
4008 INVESTMENT EARNINGS	10.14	58.37	0	0.00	0	632.01	0	0.00	0.00	-632.01
<b>TOTAL REVENUES</b>	<b>10.14</b>	<b>58.37</b>	<b>0</b>	<b>0.00</b>	<b>0</b>	<b>632.01</b>	<b>0</b>	<b>0.00</b>	<b>0.00</b>	<b>-632.01</b>
<b>OTHER FINANCING SOURCES (USES)</b>										
6001 OTHER FINANCING SOURCES	220,500.00	882,700.00	0	48,981.20	0	852,528.20	0	0.00	0.00	-852,528.20
<b>TOTAL OTHER FINANCING SOURCES (USES)</b>	<b>220,500.00</b>	<b>882,700.00</b>		<b>48,981.20</b>		<b>852,528.20</b>		<b>0.00</b>	<b>0.00</b>	<b>-852,528.20</b>
<b>NET CHANGE IN FUND BALANCE</b>	<b>-220,510.14</b>	<b>-882,758.37</b>		<b>-48,981.20</b>		<b>-853,160.21</b>		<b>0.00</b>	<b>0.00</b>	<b>853,160.21</b>



FUND DEPT 7699-020 : GARNISHMENTS - AUDITOR

7/11/2022 11:51:06 AM

PERIOD ENDING 6/30/2022

	ACTUAL LAST YEAR			ACTUAL THIS YEAR				ENCUMBRANCE	BUDGET	UNENCUMBERED BALANCE
	CURRENT MONTH	YEAR TO DATE	%	CURRENT MONTH	%	YEAR TO DATE	%			
<b>REVENUES</b>										
4008 INVESTMENT EARNINGS	0.13	0.62	0	0.00	0	1.94	0	0.00	0.00	-1.94
<b>TOTAL REVENUES</b>	<b>0.13</b>	<b>0.62</b>	<b>0</b>	<b>0.00</b>	<b>0</b>	<b>1.94</b>	<b>0</b>	<b>0.00</b>	<b>0.00</b>	<b>-1.94</b>
<b>OTHER FINANCING SOURCES (USES)</b>										
6001 OTHER FINANCING SOURCES	7,326.20	50,272.77	0	6,332.44	0	42,774.51	0	0.00	0.00	-42,774.51
<b>TOTAL OTHER FINANCING SOURCES (USES)</b>	<b>7,326.20</b>	<b>50,272.77</b>		<b>6,332.44</b>		<b>42,774.51</b>		<b>0.00</b>	<b>0.00</b>	<b>-42,774.51</b>
<b>NET CHANGE IN FUND BALANCE</b>	<b>-7,326.33</b>	<b>-50,273.39</b>		<b>-6,332.44</b>		<b>-42,776.45</b>		<b>0.00</b>	<b>0.00</b>	<b>42,776.45</b>



PERIOD ENDING 6/30/2022

	ACTUAL LAST YEAR			ACTUAL THIS YEAR				ENCUMBRANCE	BUDGET	UNENCUMBERED BALANCE
	CURRENT MONTH	YEAR TO DATE	%	CURRENT MONTH	%	YEAR TO DATE	%			
<b>REVENUES</b>										
4004 INTERGOVERNMENTAL REVENUE	91,045.62	105,066.19	19	0.00	0	97,880.12	18	0.00	533,541.00	435,660.88
4007 CHARGES FOR SERVICES	7,849.62	22,569.53	42	7,340.86	13	18,152.33	33	0.00	55,000.00	36,847.67
4008 INVESTMENT EARNINGS	12.80	66.18	1	0.00	0	380.65	76	0.00	500.00	119.35
4009 MISCELLANEOUS REVENUES	1,642.75	4,978.00	37	600.00	5	3,331.00	27	0.00	12,500.00	9,169.00
<b>TOTAL REVENUES</b>	<b>100,550.79</b>	<b>132,679.90</b>	<b>21</b>	<b>7,940.86</b>	<b>1</b>	<b>119,744.10</b>	<b>20</b>	<b>0.00</b>	<b>601,541.00</b>	<b>481,796.90</b>
<b>EXPENDITURES</b>										
5001 SALARIES AND WAGES	14,870.34	163,506.81	44	29,205.25	7	166,514.95	42	0.00	395,343.00	228,828.05
5003 FRINGE BENEFITS	6,752.33	39,386.76	34	3,794.58	3	40,354.37	31	0.00	131,952.00	91,597.63
5010 COMMODITIES	314.95	925.62	19	0.00	0	592.70	12	0.00	5,000.00	4,407.30
5020 SERVICES	552.98	7,886.13	12	647.45	2	10,398.48	26	0.00	40,340.00	29,941.52
<b>TOTAL EXPENDITURES</b>	<b>22,490.60</b>	<b>211,705.32</b>	<b>38</b>	<b>33,647.28</b>	<b>6</b>	<b>217,860.50</b>	<b>38</b>	<b>0.00</b>	<b>572,635.00</b>	<b>354,774.50</b>
<b>OTHER FINANCING SOURCES (USES)</b>										
7001 OTHER FINANCING USES	0.00	-58,198.00	90	0.00	0	0.00	0	0.00	-60,750.00	-60,750.00
<b>TOTAL OTHER FINANCING SOURCES (USES)</b>	<b>0.00</b>	<b>-58,198.00</b>		<b>0.00</b>		<b>0.00</b>		<b>0.00</b>	<b>-60,750.00</b>	<b>-60,750.00</b>
<b>NET CHANGE IN FUND BALANCE</b>	<b>-78,060.19</b>	<b>137,223.42</b>		<b>25,706.42</b>		<b>98,116.40</b>		<b>0.00</b>	<b>31,844.00</b>	<b>-66,272.40</b>



FUND DEPT 8850-112 : GEOG INF SYS JOINT VENTUR - CAPITAL/TECHNOLOGY PURCH

7/11/2022 11:51:06 AM

PERIOD ENDING 6/30/2022

	ACTUAL LAST YEAR			ACTUAL THIS YEAR				ENCUMBRANCE	BUDGET	UNENCUMBERED BALANCE
	CURRENT MONTH	YEAR TO DATE	%	CURRENT MONTH	%	YEAR TO DATE	%			
<b>REVENUES</b>										
<b>TOTAL REVENUES</b>	<b>0.00</b>	<b>0.00</b>	<b>0</b>	<b>0.00</b>	<b>0</b>	<b>0.00</b>	<b>0</b>	<b>0.00</b>	<b>0.00</b>	<b>0.00</b>
<b>EXPENDITURES</b>										
5010 COMMODITIES	1,091.98	1,429.68	14	203.97	1	3,366.66	17	0.00	19,250.00	15,883.34
5020 SERVICES	0.00	50,388.62	82	0.00	0	53,785.60	84	0.00	63,875.00	10,089.40
<b>TOTAL EXPENDITURES</b>	<b>1,091.98</b>	<b>51,818.30</b>	<b>72</b>	<b>203.97</b>	<b>0</b>	<b>57,152.26</b>	<b>69</b>	<b>0.00</b>	<b>83,125.00</b>	<b>25,972.74</b>
<b>OTHER FINANCING SOURCES (USES)</b>										
6001 OTHER FINANCING SOURCES	0.00	57,000.00	100	0.00	0	0.00	0	0.00	57,500.00	57,500.00
<b>TOTAL OTHER FINANCING SOURCES (USES)</b>	<b>0.00</b>	<b>57,000.00</b>		<b>0.00</b>		<b>0.00</b>		<b>0.00</b>	<b>57,500.00</b>	<b>57,500.00</b>
<b>NET CHANGE IN FUND BALANCE</b>	<b>1,091.98</b>	<b>-5,181.70</b>		<b>203.97</b>		<b>57,152.26</b>		<b>0.00</b>	<b>25,625.00</b>	<b>-31,527.26</b>



**FUND DEPT 8850-672 : GEOG INF SYS JOINT VENTUR - AERIAL PHOTOGRAPHY PROJ**

7/11/2022 11:51:06 AM

**PERIOD ENDING 6/30/2022**

	ACTUAL LAST YEAR			ACTUAL THIS YEAR				ENCUMBRANCE	BUDGET	UNENCUMBERED BALANCE
	CURRENT MONTH	YEAR TO DATE	%	CURRENT MONTH	%	YEAR TO DATE	%			
<b>REVENUES</b>										
4004 INTERGOVERNMENTAL REVENUE	0.00	15,875.00	50	0.00	0	5,873.75	18	0.00	31,750.00	25,876.25
<b>TOTAL REVENUES</b>	<b>0.00</b>	<b>15,875.00</b>	<b>50</b>	<b>0.00</b>	<b>0</b>	<b>5,873.75</b>	<b>18</b>	<b>0.00</b>	<b>31,750.00</b>	<b>25,876.25</b>
<b>EXPENDITURES</b>										
<b>TOTAL EXPENDITURES</b>	<b>0.00</b>	<b>0.00</b>	<b>0</b>	<b>0.00</b>	<b>0</b>	<b>0.00</b>	<b>0</b>	<b>0.00</b>	<b>0.00</b>	<b>0.00</b>
<b>NET CHANGE IN FUND BALANCE</b>	<b>0.00</b>	<b>-15,875.00</b>		<b>0.00</b>		<b>-5,873.75</b>		<b>0.00</b>	<b>-31,750.00</b>	<b>-25,876.25</b>