



**FUND DEPT 1080-010 : GENERAL CORPORATE - COUNTY BOARD**

9/9/2022 10:40:51 AM

**PERIOD ENDING 8/31/2022**

	ACTUAL LAST YEAR			ACTUAL THIS YEAR				ENCUMBRANCE	BUDGET	UNENCUMBERED BALANCE
	CURRENT MONTH	YEAR TO DATE	%	CURRENT MONTH	%	YEAR TO DATE	%			
<b>REVENUES</b>										
4006 LICENSES AND PERMITS	540.00	29,590.00	114	0.00	0	0.00	0	0.00	28,000.00	28,000.00
4007 CHARGES FOR SERVICES	20.73	39.66	13	0.00	0	50.00	17	0.00	300.00	250.00
4009 MISCELLANEOUS REVENUES	0.00	800.00	80	0.00	0	800.00	80	0.00	1,000.00	200.00
4010 RENTS AND ROYALTIES	67,040.51	205,682.70	53	66,998.68	17	209,460.24	53	0.00	396,000.00	186,539.76
<b>TOTAL REVENUES</b>	<b>67,601.24</b>	<b>236,112.36</b>	<b>57</b>	<b>66,998.68</b>	<b>16</b>	<b>210,310.24</b>	<b>49</b>	<b>0.00</b>	<b>425,300.00</b>	<b>214,989.76</b>
<b>EXPENDITURES</b>										
5001 SALARIES AND WAGES	5,183.08	43,046.18	47	4,343.08	4	35,581.18	30	0.00	119,000.00	83,418.82
5003 FRINGE BENEFITS	0.00	0.00	0	0.00	0	0.00	0	0.00	4,000.00	4,000.00
5010 COMMODITIES	15.98	15.98	3	0.00	0	31.82	5	0.00	600.00	568.18
5020 SERVICES	1,027.40	69,113.80	55	5,733.37	6	66,784.53	66	5,000.00	101,435.00	34,650.47
<b>TOTAL EXPENDITURES</b>	<b>6,226.46</b>	<b>112,175.96</b>	<b>51</b>	<b>10,076.45</b>	<b>4</b>	<b>102,397.53</b>	<b>46</b>	<b>5,000.00</b>	<b>225,035.00</b>	<b>122,637.47</b>
<b>NET CHANGE IN FUND BALANCE</b>	<b>-61,374.78</b>	<b>-123,936.40</b>		<b>-56,922.23</b>		<b>-107,912.71</b>		<b>5,000.00</b>	<b>-200,265.00</b>	<b>-92,352.29</b>



FUND DEPT 1080-012 : GENERAL CORPORATE - TORNADO SIRENS

9/9/2022 10:40:51 AM

PERIOD ENDING 8/31/2022

	ACTUAL LAST YEAR			ACTUAL THIS YEAR				ENCUMBRANCE	BUDGET	UNENCUMBERED BALANCE
	CURRENT MONTH	YEAR TO DATE	%	CURRENT MONTH	%	YEAR TO DATE	%			
<b>REVENUES</b>										
4004 INTERGOVERNMENTAL REVENUE	0.00	10,900.01	100	0.00	0	3,990.00	100	0.00	4,000.00	10.00
<b>TOTAL REVENUES</b>	<b>0.00</b>	<b>10,900.01</b>	<b>100</b>	<b>0.00</b>	<b>0</b>	<b>3,990.00</b>	<b>100</b>	<b>0.00</b>	<b>4,000.00</b>	<b>10.00</b>
<b>EXPENDITURES</b>										
5020 SERVICES	0.00	3,800.00	100	0.00	0	3,990.00	100	0.00	4,000.00	10.00
8000 CAPITAL OUTLAY	0.00	7,045.00	100	0.00	0	0.00	0	0.00	0.00	0.00
<b>TOTAL EXPENDITURES</b>	<b>0.00</b>	<b>10,845.00</b>	<b>99</b>	<b>0.00</b>	<b>0</b>	<b>3,990.00</b>	<b>100</b>	<b>0.00</b>	<b>4,000.00</b>	<b>10.00</b>
<b>NET CHANGE IN FUND BALANCE</b>	<b>0.00</b>	<b>-55.01</b>		<b>0.00</b>		<b>0.00</b>		<b>0.00</b>	<b>0.00</b>	<b>0.00</b>



**FUND DEPT 1080-013 : GENERAL CORPORATE - DEBT SERVICE**

9/9/2022 10:40:51 AM

**PERIOD ENDING 8/31/2022**

	ACTUAL LAST YEAR			ACTUAL THIS YEAR				ENCUMBRANCE	BUDGET	UNENCUMBERED BALANCE
	CURRENT MONTH	YEAR TO DATE	%	CURRENT MONTH	%	YEAR TO DATE	%			
<b>REVENUES</b>										
<b>TOTAL REVENUES</b>	0.00	0.00	0	0.00	0	0.00	0	0.00	0.00	0.00
<b>EXPENDITURES</b>										
<b>TOTAL EXPENDITURES</b>	0.00	0.00	0	0.00	0	0.00	0	0.00	0.00	0.00
<b>OTHER FINANCING SOURCES (USES)</b>										
<b>TOTAL OTHER FINANCING SOURCES (USES)</b>	0.00	0.00		0.00		0.00		0.00	0.00	0.00
<b>NET CHANGE IN FUND BALANCE</b>	0.00	0.00		0.00		0.00		0.00	0.00	0.00



FUND DEPT 1080-016 : GENERAL CORPORATE - ADMINISTRATIVE SERVICES

9/9/2022 10:40:51 AM

PERIOD ENDING 8/31/2022

	ACTUAL LAST YEAR			ACTUAL THIS YEAR				ENCUMBRANCE	BUDGET	UNENCUMBERED BALANCE
	CURRENT MONTH	YEAR TO DATE	%	CURRENT MONTH	%	YEAR TO DATE	%			
<b>REVENUES</b>										
4004 INTERGOVERNMENTAL REVENUE	0.00	4,605.11	58	0.00	0	0.00	0	0.00	7,000.00	7,000.00
4009 MISCELLANEOUS REVENUES	0.00	1,276.24	43	0.00	0	1,447.25	48	0.00	3,000.00	1,552.75
<b>TOTAL REVENUES</b>	<b>0.00</b>	<b>5,881.35</b>	<b>53</b>	<b>0.00</b>	<b>0</b>	<b>1,447.25</b>	<b>14</b>	<b>0.00</b>	<b>10,000.00</b>	<b>8,552.75</b>
<b>EXPENDITURES</b>										
5001 SALARIES AND WAGES	62,285.07	422,972.30	60	54,368.81	8	464,471.51	66	0.00	705,085.00	240,613.49
5010 COMMODITIES	65,501.53	117,998.79	49	674.06	0	159,825.79	50	0.00	322,265.00	162,439.21
5020 SERVICES	2,798.59	12,626.98	43	2,760.64	10	11,693.06	40	0.00	29,035.00	17,341.94
<b>TOTAL EXPENDITURES</b>	<b>130,585.19</b>	<b>553,598.07</b>	<b>57</b>	<b>57,803.51</b>	<b>5</b>	<b>635,990.36</b>	<b>60</b>	<b>0.00</b>	<b>1,056,385.00</b>	<b>420,394.64</b>
<b>OTHER FINANCING SOURCES (USES)</b>										
6001 OTHER FINANCING SOURCES	719.13	5,062.52	18	0.00	0	0.00	0	0.00	28,592.00	28,592.00
<b>TOTAL OTHER FINANCING SOURCES (USES)</b>	<b>719.13</b>	<b>5,062.52</b>		<b>0.00</b>		<b>0.00</b>		<b>0.00</b>	<b>28,592.00</b>	<b>28,592.00</b>
<b>NET CHANGE IN FUND BALANCE</b>	<b>129,866.06</b>	<b>542,654.20</b>		<b>57,803.51</b>		<b>634,543.11</b>		<b>0.00</b>	<b>1,017,793.00</b>	<b>383,249.89</b>



**FUND DEPT 1080-017 : GENERAL CORPORATE - COOPERATIVE EXTENSION SRV**

9/9/2022 10:40:51 AM

**PERIOD ENDING 8/31/2022**

	ACTUAL LAST YEAR			ACTUAL THIS YEAR				ENCUMBRANCE	BUDGET	UNENCUMBERED BALANCE
	CURRENT MONTH	YEAR TO DATE	%	CURRENT MONTH	%	YEAR TO DATE	%			
<b>REVENUES</b>										
4001 PROPERTY TAX	4,420.28	239,586.80	55	10,191.96	2	228,652.22	52	0.00	441,499.00	212,846.78
<b>TOTAL REVENUES</b>	<b>4,420.28</b>	<b>239,586.80</b>	<b>55</b>	<b>10,191.96</b>	<b>2</b>	<b>228,652.22</b>	<b>52</b>	<b>0.00</b>	<b>441,499.00</b>	<b>212,846.78</b>
<b>EXPENDITURES</b>										
5020 SERVICES	4,420.28	239,586.80	55	10,191.96	2	228,652.22	52	0.00	441,499.00	212,846.78
<b>TOTAL EXPENDITURES</b>	<b>4,420.28</b>	<b>239,586.80</b>	<b>55</b>	<b>10,191.96</b>	<b>2</b>	<b>228,652.22</b>	<b>52</b>	<b>0.00</b>	<b>441,499.00</b>	<b>212,846.78</b>
<b>NET CHANGE IN FUND BALANCE</b>	<b>0.00</b>	<b>0.00</b>		<b>0.00</b>		<b>0.00</b>		<b>0.00</b>	<b>0.00</b>	<b>0.00</b>



FUND DEPT 1080-020 : GENERAL CORPORATE - AUDITOR

9/9/2022 10:40:51 AM

PERIOD ENDING 8/31/2022

	ACTUAL LAST YEAR			ACTUAL THIS YEAR				ENCUMBRANCE	BUDGET	UNENCUMBERED BALANCE
	CURRENT MONTH	YEAR TO DATE	%	CURRENT MONTH	%	YEAR TO DATE	%			
<b>REVENUES</b>										
4004 INTERGOVERNMENTAL REVENUE	0.00	6,500.00	100	0.00	0	6,500.00	100	0.00	6,500.00	0.00
4007 CHARGES FOR SERVICES	0.00	0.00	0	0.00	0	0.00	0	0.00	115,000.00	115,000.00
4009 MISCELLANEOUS REVENUES	1,168.86	2,156.45	13	0.00	0	1,134.60	9	0.00	12,000.00	10,865.40
<b>TOTAL REVENUES</b>	<b>1,168.86</b>	<b>8,656.45</b>	<b>8</b>	<b>0.00</b>	<b>0</b>	<b>7,634.60</b>	<b>6</b>	<b>0.00</b>	<b>133,500.00</b>	<b>125,865.40</b>
<b>EXPENDITURES</b>										
5001 SALARIES AND WAGES	30,067.25	244,227.21	62	29,282.28	8	236,050.33	61	0.00	384,576.00	148,525.67
5010 COMMODITIES	0.00	104.63	3	0.00	0	149.92	4	0.00	3,648.00	3,498.08
5020 SERVICES	0.00	1,675.67	15	600.00	5	7,614.85	66	0.00	11,486.00	3,871.15
<b>TOTAL EXPENDITURES</b>	<b>30,067.25</b>	<b>246,007.51</b>	<b>60</b>	<b>29,882.28</b>	<b>7</b>	<b>243,815.10</b>	<b>61</b>	<b>0.00</b>	<b>399,710.00</b>	<b>155,894.90</b>
<b>NET CHANGE IN FUND BALANCE</b>	<b>28,898.39</b>	<b>237,351.06</b>		<b>29,882.28</b>		<b>236,180.50</b>		<b>0.00</b>	<b>266,210.00</b>	<b>30,029.50</b>



**FUND DEPT 1080-021 : GENERAL CORPORATE - BOARD OF REVIEW**

9/9/2022 10:40:51 AM

**PERIOD ENDING 8/31/2022**

	ACTUAL LAST YEAR			ACTUAL THIS YEAR				ENCUMBRANCE	BUDGET	UNENCUMBERED BALANCE
	CURRENT MONTH	YEAR TO DATE	%	CURRENT MONTH	%	YEAR TO DATE	%			
<b>REVENUES</b>										
<b>TOTAL REVENUES</b>	<b>0.00</b>	<b>0.00</b>	<b>0</b>	<b>0.00</b>	<b>0</b>	<b>0.00</b>	<b>0</b>	<b>0.00</b>	<b>0.00</b>	<b>0.00</b>
<b>EXPENDITURES</b>										
5001 SALARIES AND WAGES	4,052.64	69,014.30	48	10,435.80	8	88,628.25	65	0.00	135,665.00	47,036.75
5010 COMMODITIES	36.00	205.88	18	56.00	5	101.00	9	0.00	1,150.00	1,049.00
5020 SERVICES	0.00	980.56	17	0.00	0	1,370.76	28	0.00	4,850.00	3,479.24
<b>TOTAL EXPENDITURES</b>	<b>4,088.64</b>	<b>70,200.74</b>	<b>46</b>	<b>10,491.80</b>	<b>7</b>	<b>90,100.01</b>	<b>64</b>	<b>0.00</b>	<b>141,665.00</b>	<b>51,564.99</b>
<b>NET CHANGE IN FUND BALANCE</b>	<b>4,088.64</b>	<b>70,200.74</b>		<b>10,491.80</b>		<b>90,100.01</b>		<b>0.00</b>	<b>141,665.00</b>	<b>51,564.99</b>



FUND DEPT 1080-022 : GENERAL CORPORATE - COUNTY CLERK

9/9/2022 10:40:51 AM

PERIOD ENDING 8/31/2022

	ACTUAL LAST YEAR			ACTUAL THIS YEAR				ENCUMBRANCE	BUDGET	UNENCUMBERED BALANCE
	CURRENT MONTH	YEAR TO DATE	%	CURRENT MONTH	%	YEAR TO DATE	%			
<b>REVENUES</b>										
4004 INTERGOVERNMENTAL REVENUE	6,500.00	24,095.00	57	0.00	0	0.00	0	0.00	51,815.00	51,815.00
4006 LICENSES AND PERMITS	6,870.00	38,525.00	46	7,010.00	9	70,095.00	86	0.00	81,900.00	11,805.00
4007 CHARGES FOR SERVICES	31,786.80	214,148.70	63	23,923.50	7	182,361.10	54	0.00	340,000.00	157,638.90
4008 INVESTMENT EARNINGS	11.53	115.52	29	20.55	10	103.17	52	0.00	200.00	96.83
4009 MISCELLANEOUS REVENUES	0.03	0.03	0	0.00	0	0.00	0	0.00	20.00	20.00
<b>TOTAL REVENUES</b>	<b>45,168.36</b>	<b>276,884.25</b>	<b>59</b>	<b>30,954.05</b>	<b>7</b>	<b>252,559.27</b>	<b>53</b>	<b>0.00</b>	<b>473,935.00</b>	<b>221,375.73</b>
<b>EXPENDITURES</b>										
5001 SALARIES AND WAGES	57,486.11	509,049.12	63	60,218.89	7	543,986.55	61	0.00	887,708.00	343,721.45
5010 COMMODITIES	2,716.66	38,487.09	53	21,367.63	18	64,332.85	55	-14,299.45	116,320.00	51,987.15
5020 SERVICES	9,675.02	179,288.34	68	15,823.94	5	223,416.19	65	0.00	344,929.00	121,512.81
8000 CAPITAL OUTLAY	0.00	97,664.50	99	209,950.00	92	226,296.89	100	-209,950.00	227,000.00	703.11
<b>TOTAL EXPENDITURES</b>	<b>69,877.79</b>	<b>824,489.05</b>	<b>66</b>	<b>307,360.46</b>	<b>20</b>	<b>1,058,032.48</b>	<b>67</b>	<b>-224,249.45</b>	<b>1,575,957.00</b>	<b>517,924.52</b>
<b>OTHER FINANCING SOURCES (USES)</b>										
<b>TOTAL OTHER FINANCING SOURCES (USES)</b>	<b>0.00</b>	<b>0.00</b>		<b>0.00</b>		<b>0.00</b>		<b>0.00</b>	<b>0.00</b>	<b>0.00</b>
<b>NET CHANGE IN FUND BALANCE</b>	<b>24,709.43</b>	<b>547,604.80</b>		<b>276,406.41</b>		<b>805,473.21</b>		<b>-224,249.45</b>	<b>1,102,022.00</b>	<b>296,548.79</b>





FUND DEPT 1080-023 : GENERAL CORPORATE - RECORDER

9/9/2022 10:40:51 AM

PERIOD ENDING 8/31/2022

	ACTUAL LAST YEAR			ACTUAL THIS YEAR				ENCUMBRANCE	BUDGET	UNENCUMBERED BALANCE
	CURRENT MONTH	YEAR TO DATE	%	CURRENT MONTH	%	YEAR TO DATE	%			
<b>REVENUES</b>										
4004 INTERGOVERNMENTAL REVENUE	6,500.00	6,500.00	100	3,276.71	0	3,276.71	0	0.00	0.00	-3,276.71
4006 LICENSES AND PERMITS	150,033.75	1,249,799.25	83	171,795.00	7	1,874,826.75	78	0.00	2,418,992.00	544,165.25
4007 CHARGES FOR SERVICES	104,105.50	849,066.00	90	83,270.00	8	649,938.50	60	0.00	1,090,220.00	440,281.50
4009 MISCELLANEOUS REVENUES	183.40	5,290.53	106	7,506.00	94	34,196.85	427	0.00	8,000.00	-26,196.85
<b>TOTAL REVENUES</b>	<b>260,822.65</b>	<b>2,110,655.78</b>	<b>86</b>	<b>265,847.71</b>	<b>8</b>	<b>2,562,238.81</b>	<b>73</b>	<b>0.00</b>	<b>3,517,212.00</b>	<b>954,973.19</b>
<b>EXPENDITURES</b>										
5001 SALARIES AND WAGES	20,325.84	118,361.00	65	18,255.02	12	104,971.39	67	0.00	155,600.00	50,628.61
5010 COMMODITIES	292,501.00	756,638.00	76	21.15	11	97.80	49	0.00	200.00	102.20
5020 SERVICES	46,872.00	152,389.00	86	152,725.60	8	1,262,930.95	67	0.00	1,875,489.00	612,558.05
<b>TOTAL EXPENDITURES</b>	<b>359,698.84</b>	<b>1,027,388.00</b>	<b>76</b>	<b>171,001.77</b>	<b>8</b>	<b>1,368,000.14</b>	<b>67</b>	<b>0.00</b>	<b>2,031,289.00</b>	<b>663,288.86</b>
<b>NET CHANGE IN FUND BALANCE</b>	<b>98,876.19</b>	<b>-1,083,267.78</b>		<b>-94,845.94</b>		<b>-1,194,238.67</b>		<b>0.00</b>	<b>-1,485,923.00</b>	<b>-291,684.33</b>



**FUND DEPT 1080-025 : GENERAL CORPORATE - SUPERVISOR OF ASSESSMENT**

9/9/2022 10:40:51 AM

**PERIOD ENDING 8/31/2022**

	ACTUAL LAST YEAR			ACTUAL THIS YEAR				ENCUMBRANCE	BUDGET	UNENCUMBERED BALANCE
	CURRENT MONTH	YEAR TO DATE	%	CURRENT MONTH	%	YEAR TO DATE	%			
<b>REVENUES</b>										
4004 INTERGOVERNMENTAL REVENUE	6,903.46	27,542.73	62	0.00	0	17,708.35	39	0.00	45,500.00	27,791.65
4009 MISCELLANEOUS REVENUES	0.00	300.00	75	0.00	0	400.00	133	0.00	300.00	-100.00
<b>TOTAL REVENUES</b>	<b>6,903.46</b>	<b>27,842.73</b>	<b>62</b>	<b>0.00</b>	<b>0</b>	<b>18,108.35</b>	<b>40</b>	<b>0.00</b>	<b>45,800.00</b>	<b>27,691.65</b>
<b>EXPENDITURES</b>										
5001 SALARIES AND WAGES	25,014.21	207,618.01	63	25,452.20	8	207,413.91	62	0.00	333,877.00	126,463.09
5010 COMMODITIES	103.34	2,129.77	38	216.11	4	3,025.66	52	0.00	5,840.00	2,814.34
5020 SERVICES	117.06	6,090.50	16	18,524.90	33	22,452.46	41	0.00	55,410.00	32,957.54
<b>TOTAL EXPENDITURES</b>	<b>25,234.61</b>	<b>215,838.28</b>	<b>58</b>	<b>44,193.21</b>	<b>11</b>	<b>232,892.03</b>	<b>59</b>	<b>0.00</b>	<b>395,127.00</b>	<b>162,234.97</b>
<b>NET CHANGE IN FUND BALANCE</b>	<b>18,331.15</b>	<b>187,995.55</b>		<b>44,193.21</b>		<b>214,783.68</b>		<b>0.00</b>	<b>349,327.00</b>	<b>134,543.32</b>




FUND DEPT 1080-026 : GENERAL CORPORATE - COUNTY TREASURER

9/9/2022 10:40:51 AM

PERIOD ENDING 8/31/2022

	ACTUAL LAST YEAR			ACTUAL THIS YEAR				ENCUMBRANCE	BUDGET	UNENCUMBERED BALANCE
	CURRENT MONTH	YEAR TO DATE	%	CURRENT MONTH	%	YEAR TO DATE	%			
<b>REVENUES</b>										
4001 PROPERTY TAX	20.00	2,595.00	0	10.00	0	2,038.21	0	0.00	670,000.00	667,961.79
4004 INTERGOVERNMENTAL REVENUE	0.00	12,941.77	78	0.00	0	6,500.00	46	0.00	14,000.00	7,500.00
4007 CHARGES FOR SERVICES	0.00	50.00	0	0.00	0	50.00	0	0.00	0.00	-50.00
4008 INVESTMENT EARNINGS	47.31	109.39	1	12.99	0	100.97	1	0.00	7,000.00	6,899.03
<b>TOTAL REVENUES</b>	<b>67.31</b>	<b>15,696.16</b>	<b>2</b>	<b>22.99</b>	<b>0</b>	<b>8,689.18</b>	<b>1</b>	<b>0.00</b>	<b>691,000.00</b>	<b>682,310.82</b>
<b>EXPENDITURES</b>										
5001 SALARIES AND WAGES	21,033.94	183,577.99	65	21,811.08	8	187,502.14	65	0.00	289,540.00	102,037.86
5010 COMMODITIES	737.05	1,464.18	19	0.00	0	2,731.57	41	0.00	6,668.33	3,936.76
5020 SERVICES	23,756.00	28,750.43	63	1,189.03	2	35,170.97	73	0.00	48,341.67	13,170.70
<b>TOTAL EXPENDITURES</b>	<b>45,526.99</b>	<b>213,792.60</b>	<b>64</b>	<b>23,000.11</b>	<b>7</b>	<b>225,404.68</b>	<b>65</b>	<b>0.00</b>	<b>344,550.00</b>	<b>119,145.32</b>
<b>NET CHANGE IN FUND BALANCE</b>	<b>45,459.68</b>	<b>198,096.44</b>		<b>22,977.12</b>		<b>216,715.50</b>		<b>0.00</b>	<b>-346,450.00</b>	<b>-563,165.50</b>



PERIOD ENDING 8/31/2022

	ACTUAL LAST YEAR			ACTUAL THIS YEAR				ENCUMBRANCE	BUDGET	UNENCUMBERED BALANCE
	CURRENT MONTH	YEAR TO DATE	%	CURRENT MONTH	%	YEAR TO DATE	%			
<b>REVENUES</b>										
4004 INTERGOVERNMENTAL REVENUE	877.08	10,017.16	68	400.00	8	3,270.00	68	0.00	4,800.00	1,530.00
4007 CHARGES FOR SERVICES	0.00	0.00	0	0.00	0	0.00	0	0.00	45,600.00	45,600.00
<b>TOTAL REVENUES</b>	<b>877.08</b>	<b>10,017.16</b>	<b>14</b>	<b>400.00</b>	<b>1</b>	<b>3,270.00</b>	<b>6</b>	<b>0.00</b>	<b>50,400.00</b>	<b>47,130.00</b>
<b>EXPENDITURES</b>										
5001 SALARIES AND WAGES	52,535.10	419,779.63	64	57,701.31	8	460,825.46	62	0.00	739,404.00	278,578.54
5010 COMMODITIES	5,379.74	33,665.13	46	9,555.66	13	41,589.03	58	0.00	71,716.00	30,126.97
5020 SERVICES	23,303.28	180,969.83	46	27,206.11	7	167,860.26	45	0.00	372,302.00	204,441.74
<b>TOTAL EXPENDITURES</b>	<b>81,218.12</b>	<b>634,414.59</b>	<b>56</b>	<b>94,463.08</b>	<b>8</b>	<b>670,274.75</b>	<b>57</b>	<b>0.00</b>	<b>1,183,422.00</b>	<b>513,147.25</b>
<b>OTHER FINANCING SOURCES (USES)</b>										
<b>TOTAL OTHER FINANCING SOURCES (USES)</b>	<b>0.00</b>	<b>0.00</b>		<b>0.00</b>		<b>0.00</b>		<b>0.00</b>	<b>0.00</b>	<b>0.00</b>
<b>NET CHANGE IN FUND BALANCE</b>	<b>80,341.04</b>	<b>624,397.43</b>		<b>94,063.08</b>		<b>667,004.75</b>		<b>0.00</b>	<b>1,133,022.00</b>	<b>466,017.25</b>



**FUND DEPT 1080-030 : GENERAL CORPORATE - CIRCUIT CLERK**

9/9/2022 10:40:51 AM

**PERIOD ENDING 8/31/2022**

	ACTUAL LAST YEAR			ACTUAL THIS YEAR				ENCUMBRANCE	BUDGET	UNENCUMBERED BALANCE
	CURRENT MONTH	YEAR TO DATE	%	CURRENT MONTH	%	YEAR TO DATE	%			
<b>REVENUES</b>										
4004 INTERGOVERNMENTAL REVENUE	0.00	6,500.00	100	0.00	0	6,500.00	100	0.00	6,500.00	0.00
4007 CHARGES FOR SERVICES	120,205.31	830,577.01	55	0.00	0	24,519.75	2	0.00	1,278,670.00	1,254,150.25
4008 INVESTMENT EARNINGS	952.38	3,854.63	15	0.00	0	3,665.44	0	0.00	0.00	-3,665.44
4009 MISCELLANEOUS REVENUES	8,000.00	9,781.19	0	0.00	0	0.00	0	0.00	8,000.00	8,000.00
<b>TOTAL REVENUES</b>	<b>129,157.69</b>	<b>850,712.83</b>	<b>56</b>	<b>0.00</b>	<b>0</b>	<b>34,685.19</b>	<b>3</b>	<b>0.00</b>	<b>1,293,170.00</b>	<b>1,258,484.81</b>
<b>EXPENDITURES</b>										
5001 SALARIES AND WAGES	85,303.56	768,056.59	60	90,426.90	7	715,503.96	59	0.00	1,211,433.00	495,929.04
5010 COMMODITIES	0.00	873.08	18	1,600.37	9	16,074.55	90	0.00	17,866.00	1,791.45
5020 SERVICES	1,432.03	16,045.01	57	2,133.27	4	28,364.30	60	0.00	47,542.00	19,177.70
<b>TOTAL EXPENDITURES</b>	<b>86,735.59</b>	<b>784,974.68</b>	<b>60</b>	<b>94,160.54</b>	<b>7</b>	<b>759,942.81</b>	<b>60</b>	<b>0.00</b>	<b>1,276,841.00</b>	<b>516,898.19</b>
<b>NET CHANGE IN FUND BALANCE</b>	<b>-42,422.10</b>	<b>-65,738.15</b>		<b>94,160.54</b>		<b>725,257.62</b>		<b>0.00</b>	<b>-16,329.00</b>	<b>-741,586.62</b>



**FUND DEPT 1080-031 : GENERAL CORPORATE - CIRCUIT COURT**

9/9/2022 10:40:51 AM

**PERIOD ENDING 8/31/2022**

	ACTUAL LAST YEAR			ACTUAL THIS YEAR				ENCUMBRANCE	BUDGET	UNENCUMBERED BALANCE
	CURRENT MONTH	YEAR TO DATE	%	CURRENT MONTH	%	YEAR TO DATE	%			
<b>REVENUES</b>										
4004 INTERGOVERNMENTAL REVENUE	0.00	0.00	0	0.00	0	0.00	0	0.00	66,265.00	66,265.00
<b>TOTAL REVENUES</b>	<b>0.00</b>	<b>0.00</b>	<b>0</b>	<b>0.00</b>	<b>0</b>	<b>0.00</b>	<b>0</b>	<b>0.00</b>	<b>66,265.00</b>	<b>66,265.00</b>
<b>EXPENDITURES</b>										
5001 SALARIES AND WAGES	47,581.54	400,523.95	64	53,833.45	9	401,911.30	64	0.00	628,073.00	226,161.70
5010 COMMODITIES	439.85	4,126.13	26	3,024.00	26	5,404.57	46	0.00	11,786.00	6,381.43
5020 SERVICES	36,207.20	310,425.67	63	60,135.79	16	302,439.18	81	0.00	372,345.00	69,905.82
8000 CAPITAL OUTLAY	0.00	26,479.20	100	315.60	0	66,068.13	54	0.00	122,813.00	56,744.87
<b>TOTAL EXPENDITURES</b>	<b>84,228.59</b>	<b>741,554.95</b>	<b>64</b>	<b>117,308.84</b>	<b>10</b>	<b>775,823.18</b>	<b>68</b>	<b>0.00</b>	<b>1,135,017.00</b>	<b>359,193.82</b>
<b>OTHER FINANCING SOURCES (USES)</b>										
<b>TOTAL OTHER FINANCING SOURCES (USES)</b>	<b>0.00</b>	<b>0.00</b>		<b>0.00</b>		<b>0.00</b>		<b>0.00</b>	<b>0.00</b>	<b>0.00</b>
<b>NET CHANGE IN FUND BALANCE</b>	<b>84,228.59</b>	<b>741,554.95</b>		<b>117,308.84</b>		<b>775,823.18</b>		<b>0.00</b>	<b>1,068,752.00</b>	<b>292,928.82</b>



**FUND DEPT 1080-032 : GENERAL CORPORATE - JURY COMMISSION**

9/9/2022 10:40:51 AM

**PERIOD ENDING 8/31/2022**

	ACTUAL LAST YEAR			ACTUAL THIS YEAR				ENCUMBRANCE	BUDGET	UNENCUMBERED BALANCE
	CURRENT MONTH	YEAR TO DATE	%	CURRENT MONTH	%	YEAR TO DATE	%			
<b>REVENUES</b>										
<b>TOTAL REVENUES</b>	<b>0.00</b>	<b>0.00</b>	<b>0</b>	<b>0.00</b>	<b>0</b>	<b>0.00</b>	<b>0</b>	<b>0.00</b>	<b>0.00</b>	<b>0.00</b>
<b>EXPENDITURES</b>										
5001 SALARIES AND WAGES	3,343.99	27,201.33	57	3,358.98	7	27,888.16	60	0.00	46,852.00	18,963.84
5010 COMMODITIES	202.38	1,328.88	30	1,107.45	13	3,098.89	36	0.00	8,500.00	5,401.11
5020 SERVICES	0.00	9,941.29	78	5,614.57	5	51,280.16	43	0.00	120,408.00	69,127.84
<b>TOTAL EXPENDITURES</b>	<b>3,546.37</b>	<b>38,471.50</b>	<b>59</b>	<b>10,081.00</b>	<b>6</b>	<b>82,267.21</b>	<b>47</b>	<b>0.00</b>	<b>175,760.00</b>	<b>93,492.79</b>
<b>NET CHANGE IN FUND BALANCE</b>	<b>3,546.37</b>	<b>38,471.50</b>		<b>10,081.00</b>		<b>82,267.21</b>		<b>0.00</b>	<b>175,760.00</b>	<b>93,492.79</b>



FUND DEPT 1080-036 : GENERAL CORPORATE - PUBLIC DEFENDER

9/9/2022 10:40:51 AM

PERIOD ENDING 8/31/2022

	ACTUAL LAST YEAR			ACTUAL THIS YEAR				ENCUMBRANCE	BUDGET	UNENCUMBERED BALANCE
	CURRENT MONTH	YEAR TO DATE	%	CURRENT MONTH	%	YEAR TO DATE	%			
<b>REVENUES</b>										
4004 INTERGOVERNMENTAL REVENUE	18,117.90	71,800.56	69	0.00	0	45,853.95	42	0.00	110,061.00	64,207.05
4007 CHARGES FOR SERVICES	5,527.00	48,752.13	92	0.00	0	6,424.03	12	0.00	55,000.00	48,575.97
4009 MISCELLANEOUS REVENUES	0.00	56.35	0	0.00	0	0.00	0	0.00	0.00	0.00
<b>TOTAL REVENUES</b>	<b>23,644.90</b>	<b>120,609.04</b>	<b>77</b>	<b>0.00</b>	<b>0</b>	<b>52,277.98</b>	<b>32</b>	<b>0.00</b>	<b>165,061.00</b>	<b>112,783.02</b>
<b>EXPENDITURES</b>										
5001 SALARIES AND WAGES	92,437.03	771,657.60	62	89,561.53	7	772,044.38	57	0.00	1,346,308.00	574,263.62
5010 COMMODITIES	491.86	3,682.47	56	705.18	7	7,712.34	75	0.00	10,221.00	2,508.66
5020 SERVICES	2,406.74	15,912.07	87	757.65	2	22,179.73	59	0.00	37,815.00	15,635.27
<b>TOTAL EXPENDITURES</b>	<b>95,335.63</b>	<b>791,252.14</b>	<b>63</b>	<b>91,024.36</b>	<b>7</b>	<b>801,936.45</b>	<b>58</b>	<b>0.00</b>	<b>1,394,344.00</b>	<b>592,407.55</b>
<b>NET CHANGE IN FUND BALANCE</b>	<b>71,690.73</b>	<b>670,643.10</b>		<b>91,024.36</b>		<b>749,658.47</b>		<b>0.00</b>	<b>1,229,283.00</b>	<b>479,624.53</b>





FUND DEPT 1080-040 : GENERAL CORPORATE - SHERIFF

9/9/2022 10:40:51 AM

PERIOD ENDING 8/31/2022

	ACTUAL LAST YEAR			ACTUAL THIS YEAR				ENCUMBRANCE	BUDGET	UNENCUMBERED BALANCE
	CURRENT MONTH	YEAR TO DATE	%	CURRENT MONTH	%	YEAR TO DATE	%			
<b>REVENUES</b>										
4004 INTERGOVERNMENTAL REVENUE	200,087.14	1,037,179.59	73	146,815.73	13	674,607.89	58	0.00	1,173,010.00	498,402.11
4005 FINES AND FORFEITURES	2,247.50	20,491.20	68	0.00	0	9,277.58	31	0.00	30,000.00	20,722.42
4007 CHARGES FOR SERVICES	7,946.71	94,176.25	43	6,372.75	3	91,322.25	48	0.00	191,600.00	100,277.75
4009 MISCELLANEOUS REVENUES	11,808.80	24,392.88	121	0.00	0	44,742.00	92	0.00	48,400.00	3,658.00
<b>TOTAL REVENUES</b>	<b>222,090.15</b>	<b>1,176,239.92</b>	<b>70</b>	<b>153,188.48</b>	<b>11</b>	<b>819,949.72</b>	<b>57</b>	<b>0.00</b>	<b>1,443,010.00</b>	<b>623,060.28</b>
<b>EXPENDITURES</b>										
5001 SALARIES AND WAGES	18,458.87	169,259.63	63	21,765.44	8	178,624.12	63	0.00	281,789.00	103,164.88
5002 LAW ENFORCEMENT SALARIES	313,334.43	2,697,363.79	63	337,680.61	7	2,910,518.56	65	0.00	4,506,515.00	1,595,996.44
5003 FRINGE BENEFITS	0.00	32.38	8	0.00	0	537.78	93	0.00	580.00	42.22
5010 COMMODITIES	23,513.46	168,490.01	72	25,070.54	11	200,943.20	85	-11,012.76	235,615.00	34,671.80
5020 SERVICES	7,344.70	1,183,853.27	81	22,883.99	2	794,983.42	81	0.00	984,115.00	189,131.58
8000 CAPITAL OUTLAY	36,985.00	36,985.00	26	21,834.26	6	312,457.02	92	-10,821.50	339,885.00	27,427.98
<b>TOTAL EXPENDITURES</b>	<b>399,636.46</b>	<b>4,255,984.08</b>	<b>66</b>	<b>429,234.84</b>	<b>7</b>	<b>4,398,064.10</b>	<b>69</b>	<b>-21,834.26</b>	<b>6,348,499.00</b>	<b>1,950,434.90</b>
<b>OTHER FINANCING SOURCES (USES)</b>										
6001 OTHER FINANCING SOURCES	0.00	0.00	0	0.00	0	665.75	0	0.00	0.00	-665.75
<b>TOTAL OTHER FINANCING SOURCES (USES)</b>	<b>0.00</b>	<b>0.00</b>		<b>0.00</b>		<b>665.75</b>		<b>0.00</b>	<b>0.00</b>	<b>-665.75</b>
<b>NET CHANGE IN FUND BALANCE</b>	<b>177,546.31</b>	<b>3,079,744.16</b>		<b>276,046.36</b>		<b>3,577,448.63</b>		<b>-21,834.26</b>	<b>4,905,489.00</b>	<b>1,328,040.37</b>



FUND DEPT 1080-041 : GENERAL CORPORATE - STATES ATTORNEY

9/9/2022 10:40:51 AM

PERIOD ENDING 8/31/2022

	ACTUAL LAST YEAR			ACTUAL THIS YEAR				ENCUMBRANCE	BUDGET	UNENCUMBERED BALANCE
	CURRENT MONTH	YEAR TO DATE	%	CURRENT MONTH	%	YEAR TO DATE	%			
<b>REVENUES</b>										
4004 INTERGOVERNMENTAL REVENUE	31,227.69	140,292.86	67	0.00	0	112,311.57	52	0.00	214,435.00	102,123.43
4005 FINES AND FORFEITURES	35,482.44	423,835.38	70	0.00	0	151,372.25	25	0.00	610,000.00	458,627.75
4007 CHARGES FOR SERVICES	6,515.69	67,519.02	90	0.00	0	19,601.33	23	0.00	85,000.00	65,398.67
<b>TOTAL REVENUES</b>	<b>73,225.82</b>	<b>631,647.26</b>	<b>71</b>	<b>0.00</b>	<b>0</b>	<b>283,285.15</b>	<b>31</b>	<b>0.00</b>	<b>909,435.00</b>	<b>626,149.85</b>
<b>EXPENDITURES</b>										
5001 SALARIES AND WAGES	171,569.21	1,460,776.08	63	190,963.67	8	1,554,411.77	65	0.00	2,402,193.00	847,781.23
5003 FRINGE BENEFITS	0.00	139.56	100	0.00	0	0.00	0	0.00	0.00	0.00
5010 COMMODITIES	1,788.65	21,834.87	59	1,659.77	4	25,944.52	61	0.00	42,654.00	16,709.48
5020 SERVICES	3,672.19	75,148.03	54	5,052.80	4	88,526.09	66	0.00	134,831.00	46,304.91
<b>TOTAL EXPENDITURES</b>	<b>177,030.05</b>	<b>1,557,898.54</b>	<b>63</b>	<b>197,676.24</b>	<b>8</b>	<b>1,668,882.38</b>	<b>65</b>	<b>0.00</b>	<b>2,579,678.00</b>	<b>910,795.62</b>
<b>OTHER FINANCING SOURCES (USES)</b>										
<b>TOTAL OTHER FINANCING SOURCES (USES)</b>	<b>0.00</b>	<b>0.00</b>		<b>0.00</b>		<b>0.00</b>		<b>0.00</b>	<b>0.00</b>	<b>0.00</b>
<b>NET CHANGE IN FUND BALANCE</b>	<b>103,804.23</b>	<b>926,251.28</b>		<b>197,676.24</b>		<b>1,385,597.23</b>		<b>0.00</b>	<b>1,670,243.00</b>	<b>284,645.77</b>



FUND DEPT 1080-042 : GENERAL CORPORATE - CORONER

9/9/2022 10:40:51 AM

PERIOD ENDING 8/31/2022

	ACTUAL LAST YEAR			ACTUAL THIS YEAR				ENCUMBRANCE	BUDGET	UNENCUMBERED BALANCE
	CURRENT MONTH	YEAR TO DATE	%	CURRENT MONTH	%	YEAR TO DATE	%			
<b>REVENUES</b>										
4004 INTERGOVERNMENTAL REVENUE	0.00	15,124.58	134	0.00	0	11,630.00	103	0.00	11,300.00	-330.00
4007 CHARGES FOR SERVICES	8,190.00	33,218.22	62	5,460.00	9	54,041.80	93	0.00	58,000.00	3,958.20
4009 MISCELLANEOUS REVENUES	0.00	0.00	0	50.00	0	4,562.19	0	0.00	0.00	-4,562.19
<b>TOTAL REVENUES</b>	<b>8,190.00</b>	<b>48,342.80</b>	<b>74</b>	<b>5,510.00</b>	<b>8</b>	<b>70,233.99</b>	<b>101</b>	<b>0.00</b>	<b>69,300.00</b>	<b>-933.99</b>
<b>EXPENDITURES</b>										
5001 SALARIES AND WAGES	28,354.94	264,631.16	59	36,343.42	7	305,670.97	61	0.00	503,744.00	198,073.03
5003 FRINGE BENEFITS	0.00	500.00	42	0.00	0	249.00	21	0.00	1,200.00	951.00
5010 COMMODITIES	3,407.31	10,673.49	53	1,513.25	6	10,288.78	40	0.00	25,997.00	15,708.22
5020 SERVICES	17,505.10	107,009.28	57	16,585.59	8	124,817.56	63	0.00	198,938.00	74,120.44
<b>TOTAL EXPENDITURES</b>	<b>49,267.35</b>	<b>382,813.93</b>	<b>58</b>	<b>54,442.26</b>	<b>7</b>	<b>441,026.31</b>	<b>60</b>	<b>0.00</b>	<b>729,879.00</b>	<b>288,852.69</b>
<b>NET CHANGE IN FUND BALANCE</b>	<b>41,077.35</b>	<b>334,471.13</b>		<b>48,932.26</b>		<b>370,792.32</b>		<b>0.00</b>	<b>660,579.00</b>	<b>289,786.68</b>



**FUND DEPT 1080-043 : GENERAL CORPORATE - EMERGENCY MGMT AGCY (EMA)**

9/9/2022 10:40:51 AM

**PERIOD ENDING 8/31/2022**

	ACTUAL LAST YEAR			ACTUAL THIS YEAR				ENCUMBRANCE	BUDGET	UNENCUMBERED BALANCE
	CURRENT MONTH	YEAR TO DATE	%	CURRENT MONTH	%	YEAR TO DATE	%			
<b>REVENUES</b>										
4004 INTERGOVERNMENTAL REVENUE	0.00	78,832.99	130	0.00	0	47,746.18	79	0.00	60,500.00	12,753.82
4009 MISCELLANEOUS REVENUES	2.55	2.55	0	0.00	0	780.00	0	0.00	0.00	-780.00
<b>TOTAL REVENUES</b>	<b>2.55</b>	<b>78,835.54</b>	<b>130</b>	<b>0.00</b>	<b>0</b>	<b>48,526.18</b>	<b>80</b>	<b>0.00</b>	<b>60,500.00</b>	<b>11,973.82</b>
<b>EXPENDITURES</b>										
5001 SALARIES AND WAGES	5,611.60	76,095.14	58	10,365.20	8	85,512.89	63	0.00	135,451.00	49,938.11
5010 COMMODITIES	979.22	1,878.01	52	376.16	6	4,243.92	73	0.00	5,820.00	1,576.08
5020 SERVICES	1,323.86	7,344.75	26	2,263.35	8	10,758.47	39	0.00	27,272.00	16,513.53
<b>TOTAL EXPENDITURES</b>	<b>7,914.68</b>	<b>85,317.90</b>	<b>52</b>	<b>13,004.71</b>	<b>8</b>	<b>100,515.28</b>	<b>60</b>	<b>0.00</b>	<b>168,543.00</b>	<b>68,027.72</b>
<b>NET CHANGE IN FUND BALANCE</b>	<b>7,912.13</b>	<b>6,482.36</b>		<b>13,004.71</b>		<b>51,989.10</b>		<b>0.00</b>	<b>108,043.00</b>	<b>56,053.90</b>



FUND DEPT 1080-051 : GENERAL CORPORATE - JUVENILE DETENTION CENTER

9/9/2022 10:40:51 AM

PERIOD ENDING 8/31/2022

	ACTUAL LAST YEAR			ACTUAL THIS YEAR				ENCUMBRANCE	BUDGET	UNENCUMBERED BALANCE
	CURRENT MONTH	YEAR TO DATE	%	CURRENT MONTH	%	YEAR TO DATE	%			
<b>REVENUES</b>										
4004 INTERGOVERNMENTAL REVENUE	1,968.44	1,092,026.41	75	22,389.16	2	583,372.14	40	0.00	1,456,449.00	873,076.86
4007 CHARGES FOR SERVICES	0.00	4,526.62	0	0.00	0	0.00	0	0.00	0.00	0.00
4009 MISCELLANEOUS REVENUES	0.00	421.56	0	196.00	0	2,860.61	0	0.00	0.00	-2,860.61
<b>TOTAL REVENUES</b>	<b>1,968.44</b>	<b>1,096,974.59</b>	<b>75</b>	<b>22,585.16</b>	<b>2</b>	<b>586,232.75</b>	<b>40</b>	<b>0.00</b>	<b>1,456,449.00</b>	<b>870,216.25</b>
<b>EXPENDITURES</b>										
5001 SALARIES AND WAGES	105,046.40	868,582.90	55	97,064.55	7	739,434.39	53	0.00	1,393,219.00	653,784.61
5010 COMMODITIES	1,251.33	11,569.57	43	3,517.61	10	19,560.97	58	0.00	34,000.00	14,439.03
5020 SERVICES	12,839.10	121,924.43	57	31,585.73	8	172,988.98	42	0.00	413,760.00	240,771.02
<b>TOTAL EXPENDITURES</b>	<b>119,136.83</b>	<b>1,002,076.90</b>	<b>55</b>	<b>132,167.89</b>	<b>7</b>	<b>931,984.34</b>	<b>51</b>	<b>0.00</b>	<b>1,840,979.00</b>	<b>908,994.66</b>
<b>OTHER FINANCING SOURCES (USES)</b>										
<b>TOTAL OTHER FINANCING SOURCES (USES)</b>	<b>0.00</b>	<b>0.00</b>		<b>0.00</b>		<b>0.00</b>		<b>0.00</b>	<b>0.00</b>	<b>0.00</b>
<b>NET CHANGE IN FUND BALANCE</b>	<b>117,168.39</b>	<b>-94,897.69</b>		<b>109,582.73</b>		<b>345,751.59</b>		<b>0.00</b>	<b>384,530.00</b>	<b>38,778.41</b>



**FUND DEPT 1080-052 : GENERAL CORPORATE - COURT SERVICES -PROBATION**

9/9/2022 10:40:51 AM

**PERIOD ENDING 8/31/2022**

	ACTUAL LAST YEAR			ACTUAL THIS YEAR				ENCUMBRANCE	BUDGET	UNENCUMBERED BALANCE
	CURRENT MONTH	YEAR TO DATE	%	CURRENT MONTH	%	YEAR TO DATE	%			
<b>REVENUES</b>										
4004 INTERGOVERNMENTAL REVENUE	0.00	731,121.55	81	0.00	0	443,421.45	47	0.00	934,365.00	490,943.55
<b>TOTAL REVENUES</b>	<b>0.00</b>	<b>731,121.55</b>	<b>81</b>	<b>0.00</b>	<b>0</b>	<b>443,421.45</b>	<b>47</b>	<b>0.00</b>	<b>934,365.00</b>	<b>490,943.55</b>
<b>EXPENDITURES</b>										
5001 SALARIES AND WAGES	122,772.32	1,018,505.96	60	124,729.37	7	1,034,559.58	61	0.00	1,689,567.00	655,007.42
5010 COMMODITIES	733.34	5,549.03	33	813.99	5	9,101.48	52	0.00	17,387.00	8,285.52
5020 SERVICES	278.35	3,422.70	33	434.91	4	3,589.18	37	0.00	9,788.00	6,198.82
<b>TOTAL EXPENDITURES</b>	<b>123,784.01</b>	<b>1,027,477.69</b>	<b>59</b>	<b>125,978.27</b>	<b>7</b>	<b>1,047,250.24</b>	<b>61</b>	<b>0.00</b>	<b>1,716,742.00</b>	<b>669,491.76</b>
<b>OTHER FINANCING SOURCES (USES)</b>										
<b>TOTAL OTHER FINANCING SOURCES (USES)</b>	<b>0.00</b>	<b>0.00</b>		<b>0.00</b>		<b>0.00</b>		<b>0.00</b>	<b>0.00</b>	<b>0.00</b>
<b>NET CHANGE IN FUND BALANCE</b>	<b>123,784.01</b>	<b>296,356.14</b>		<b>125,978.27</b>		<b>603,828.79</b>		<b>0.00</b>	<b>782,377.00</b>	<b>178,548.21</b>



**FUND DEPT 1080-057 : GENERAL CORPORATE - DEPUTY SHERIFF MERIT COMM**

9/9/2022 10:40:51 AM

**PERIOD ENDING 8/31/2022**

	ACTUAL LAST YEAR			ACTUAL THIS YEAR				ENCUMBRANCE	BUDGET	UNENCUMBERED BALANCE
	CURRENT MONTH	YEAR TO DATE	%	CURRENT MONTH	%	YEAR TO DATE	%			
<b>REVENUES</b>										
<b>TOTAL REVENUES</b>	<b>0.00</b>	<b>0.00</b>	<b>0</b>	<b>0.00</b>	<b>0</b>	<b>0.00</b>	<b>0</b>	<b>0.00</b>	<b>0.00</b>	<b>0.00</b>
<b>EXPENDITURES</b>										
5001 SALARIES AND WAGES	0.00	0.00	0	0.00	0	225.00	24	0.00	950.00	725.00
5010 COMMODITIES	0.00	0.00	0	0.00	0	0.00	0	0.00	300.00	300.00
5020 SERVICES	7,499.00	29,560.50	86	2,642.00	12	21,341.06	95	0.00	22,391.00	1,049.94
<b>TOTAL EXPENDITURES</b>	<b>7,499.00</b>	<b>29,560.50</b>	<b>83</b>	<b>2,642.00</b>	<b>11</b>	<b>21,566.06</b>	<b>91</b>	<b>0.00</b>	<b>23,641.00</b>	<b>2,074.94</b>
<b>NET CHANGE IN FUND BALANCE</b>	<b>7,499.00</b>	<b>29,560.50</b>		<b>2,642.00</b>		<b>21,566.06</b>		<b>0.00</b>	<b>23,641.00</b>	<b>2,074.94</b>




**FUND DEPT 1080-071 : GENERAL CORPORATE - PUBLIC PROP (PHYS, PLNT, FAC)**

9/9/2022 10:40:51 AM

**PERIOD ENDING 8/31/2022**

	ACTUAL LAST YEAR			ACTUAL THIS YEAR				ENCUMBRANCE	BUDGET	UNENCUMBERED BALANCE
	CURRENT MONTH	YEAR TO DATE	%	CURRENT MONTH	%	YEAR TO DATE	%			
<b>REVENUES</b>										
4004 INTERGOVERNMENTAL REVENUE	0.00	5,589.73	0	0.00	0	0.00	0	0.00	0.00	0.00
4007 CHARGES FOR SERVICES	266.16	21,013.46	36	0.00	0	8,178.94	14	0.00	59,000.00	50,821.06
4009 MISCELLANEOUS REVENUES	889.75	8,550.64	25	56.20	0	10,893.00	32	0.00	34,000.00	23,107.00
4010 RENTS AND ROYALTIES	25,574.20	427,411.62	50	38,109.49	4	716,920.64	80	0.00	894,386.00	177,465.36
<b>TOTAL REVENUES</b>	<b>26,730.11</b>	<b>462,565.45</b>	<b>49</b>	<b>38,165.69</b>	<b>4</b>	<b>735,992.58</b>	<b>75</b>	<b>0.00</b>	<b>987,386.00</b>	<b>251,393.42</b>
<b>EXPENDITURES</b>										
5001 SALARIES AND WAGES	74,680.36	624,118.00	61	76,598.47	8	636,163.81	62	0.00	1,018,575.00	382,411.19
5010 COMMODITIES	9,067.11	83,299.47	72	7,620.14	7	89,996.13	77	0.00	117,053.00	27,056.87
5020 SERVICES	153,454.49	961,694.86	55	80,302.00	5	541,962.17	31	-10,210.50	1,746,551.00	1,204,588.83
5050 INTEREST AND FISCAL CHARGES	0.00	6,125.00	3	0.00	0	4,637.50	3	0.00	184,275.00	179,637.50
<b>TOTAL EXPENDITURES</b>	<b>237,201.96</b>	<b>1,675,237.33</b>	<b>54</b>	<b>164,520.61</b>	<b>5</b>	<b>1,272,759.61</b>	<b>42</b>	<b>-10,210.50</b>	<b>3,066,454.00</b>	<b>1,793,694.39</b>
<b>OTHER FINANCING SOURCES (USES)</b>										
6001 OTHER FINANCING SOURCES	73,984.69	424,892.82	53	0.00	0	0.00	0	0.00	800,000.00	800,000.00
7001 OTHER FINANCING USES	0.00	0.00	0	0.00	0	0.00	0	0.00	-2,150,000.00	-2,150,000.00
<b>TOTAL OTHER FINANCING SOURCES (USES)</b>	<b>73,984.69</b>	<b>424,892.82</b>		<b>0.00</b>		<b>0.00</b>		<b>0.00</b>	<b>-1,350,000.00</b>	<b>-1,350,000.00</b>
<b>NET CHANGE IN FUND BALANCE</b>	<b>136,487.16</b>	<b>787,779.06</b>		<b>126,354.92</b>		<b>536,767.03</b>		<b>-10,210.50</b>	<b>3,429,068.00</b>	<b>2,892,300.97</b>





**FUND DEPT 1080-072 : GENERAL CORPORATE - ADA COMPLIANCE**

9/9/2022 10:40:51 AM

**PERIOD ENDING 8/31/2022**

	ACTUAL LAST YEAR			ACTUAL THIS YEAR				ENCUMBRANCE	BUDGET	UNENCUMBERED BALANCE
	CURRENT MONTH	YEAR TO DATE	%	CURRENT MONTH	%	YEAR TO DATE	%			
<b>EXPENDITURES</b>										
<b>TOTAL EXPENDITURES</b>	0.00	0.00	0	0.00	0	0.00	0	0.00	0.00	0.00
<b>NET CHANGE IN FUND BALANCE</b>	0.00	0.00		0.00		0.00		0.00	0.00	0.00



FUND DEPT 1080-075 : GENERAL CORPORATE - GENERAL COUNTY

9/9/2022 10:40:51 AM

PERIOD ENDING 8/31/2022

	ACTUAL LAST YEAR			ACTUAL THIS YEAR				ENCUMBRANCE	BUDGET	UNENCUMBERED BALANCE
	CURRENT MONTH	YEAR TO DATE	%	CURRENT MONTH	%	YEAR TO DATE	%			
<b>REVENUES</b>										
4001 PROPERTY TAX	140,168.63	7,597,389.85	54	308,066.18	2	6,911,336.61	52	0.00	13,339,312.00	6,427,975.39
4002 LOCAL SALES TAX	7,070.53	25,262.50	45	0.00	0	8,801.38	16	0.00	56,000.00	47,198.62
4003 OTHER TAXES	0.00	0.00	0	4,081.95	41	20,671.96	207	0.00	10,000.00	-10,671.96
4004 INTERGOVERNMENTAL REVENUE	2,460,561.68	8,201,411.13	65	-54,243.64	0	8,771,231.20	57	0.00	15,331,980.00	6,560,748.80
4007 CHARGES FOR SERVICES	40.00	5,040.00	17	40.00	0	2,380.00	8	0.00	30,000.00	27,620.00
4008 INVESTMENT EARNINGS	970.78	3,022.14	15	0.00	0	49,940.28	499	0.00	10,000.00	-39,940.28
4009 MISCELLANEOUS REVENUES	0.00	0.00	0	50.00	0	850.00	0	0.00	0.00	-850.00
<b>TOTAL REVENUES</b>	<b>2,608,811.62</b>	<b>15,832,125.62</b>	<b>59</b>	<b>257,994.49</b>	<b>1</b>	<b>15,765,211.43</b>	<b>55</b>	<b>0.00</b>	<b>28,777,292.00</b>	<b>13,012,080.57</b>
<b>EXPENDITURES</b>										
5003 FRINGE BENEFITS	242,037.92	1,984,784.08	58	244,857.31	7	1,755,118.49	53	0.00	3,300,000.00	1,544,881.51
5020 SERVICES	3,356.00	108,786.55	31	7,690.00	1	195,098.12	31	0.00	625,090.00	429,991.88
5050 INTEREST AND FISCAL CHARGES	0.00	0.00	0	0.00	0	0.00	0	0.00	1,500.00	1,500.00
<b>TOTAL EXPENDITURES</b>	<b>245,393.92</b>	<b>2,093,570.63</b>	<b>56</b>	<b>252,547.31</b>	<b>6</b>	<b>1,950,216.61</b>	<b>50</b>	<b>0.00</b>	<b>3,926,590.00</b>	<b>1,976,373.39</b>
<b>OTHER FINANCING SOURCES (USES)</b>										
6001 OTHER FINANCING SOURCES	0.00	0.00	0	0.00	0	0.00	0	0.00	109,196.00	109,196.00
7001 OTHER FINANCING USES	0.00	-1,000,000.00	50	0.00	0	0.00	0	0.00	-5,007,674.00	-5,007,674.00
<b>TOTAL OTHER FINANCING SOURCES (USES)</b>	<b>0.00</b>	<b>-1,000,000.00</b>		<b>0.00</b>		<b>0.00</b>		<b>0.00</b>	<b>-4,898,478.00</b>	<b>-4,898,478.00</b>
<b>NET CHANGE IN FUND BALANCE</b>	<b>-2,363,417.70</b>	<b>-12,738,554.99</b>		<b>-5,447.18</b>		<b>-13,814,994.82</b>		<b>0.00</b>	<b>-19,952,224.00</b>	<b>-6,137,229.18</b>



**FUND DEPT 1080-077 : GENERAL CORPORATE - ZONING AND ENFORCE (P&Z)**

9/9/2022 10:40:51 AM

**PERIOD ENDING 8/31/2022**

	ACTUAL LAST YEAR			ACTUAL THIS YEAR				ENCUMBRANCE	BUDGET	UNENCUMBERED BALANCE
	CURRENT MONTH	YEAR TO DATE	%	CURRENT MONTH	%	YEAR TO DATE	%			
<b>REVENUES</b>										
4006 LICENSES AND PERMITS	5,475.00	25,330.00	57	7,908.00	4	30,081.00	14	0.00	217,006.00	186,925.00
4007 CHARGES FOR SERVICES	1,100.00	7,916.80	86	3,240.00	25	6,322.00	50	0.00	12,722.00	6,400.00
4009 MISCELLANEOUS REVENUES	0.00	3,000.00	150 0	0.00	0	0.00	0	0.00	2,000.00	2,000.00
<b>TOTAL REVENUES</b>	<b>6,575.00</b>	<b>36,246.80</b>	<b>68</b>	<b>11,148.00</b>	<b>5</b>	<b>36,403.00</b>	<b>16</b>	<b>0.00</b>	<b>231,728.00</b>	<b>195,325.00</b>
<b>EXPENDITURES</b>										
5001 SALARIES AND WAGES	30,494.81	235,236.57	52	25,768.49	5	267,169.21	52	0.00	509,109.00	241,939.79
5010 COMMODITIES	54.57	2,274.14	46	112.67	2	3,131.71	61	0.00	5,116.00	1,984.29
5020 SERVICES	1,380.09	8,006.90	39	1,008.54	5	7,248.33	35	0.00	20,526.00	13,277.67
<b>TOTAL EXPENDITURES</b>	<b>31,929.47</b>	<b>245,517.61</b>	<b>51</b>	<b>26,889.70</b>	<b>5</b>	<b>277,549.25</b>	<b>52</b>	<b>0.00</b>	<b>534,751.00</b>	<b>257,201.75</b>
<b>NET CHANGE IN FUND BALANCE</b>	<b>25,354.47</b>	<b>209,270.81</b>		<b>15,741.70</b>		<b>241,146.25</b>		<b>0.00</b>	<b>303,023.00</b>	<b>61,876.75</b>



**FUND DEPT 1080-124 : GENERAL CORPORATE - REGIONAL OFFICE EDUCATION**

9/9/2022 10:40:51 AM

**PERIOD ENDING 8/31/2022**

	ACTUAL LAST YEAR			ACTUAL THIS YEAR				ENCUMBRANCE	BUDGET	UNENCUMBERED BALANCE
	CURRENT MONTH	YEAR TO DATE	%	CURRENT MONTH	%	YEAR TO DATE	%			
<b>EXPENDITURES</b>										
5020 SERVICES	38,635.13	154,540.51	67	39,037.00	17	156,148.02	67	0.00	234,222.00	78,073.98
<b>TOTAL EXPENDITURES</b>	<b>38,635.13</b>	<b>154,540.51</b>	<b>67</b>	<b>39,037.00</b>	<b>17</b>	<b>156,148.02</b>	<b>67</b>	<b>0.00</b>	<b>234,222.00</b>	<b>78,073.98</b>
<b>NET CHANGE IN FUND BALANCE</b>	<b>38,635.13</b>	<b>154,540.51</b>		<b>39,037.00</b>		<b>156,148.02</b>		<b>0.00</b>	<b>234,222.00</b>	<b>78,073.98</b>



**FUND DEPT 1080-127 : GENERAL CORPORATE - VETERANS ASSISTNC COMMISSN**

9/9/2022 10:40:51 AM

**PERIOD ENDING 8/31/2022**

	ACTUAL LAST YEAR			ACTUAL THIS YEAR				ENCUMBRANCE	BUDGET	UNENCUMBERED BALANCE
	CURRENT MONTH	YEAR TO DATE	%	CURRENT MONTH	%	YEAR TO DATE	%			
<b>REVENUES</b>										
4009 MISCELLANEOUS REVENUES	524.00	6,828.70	0	0.00	0	0.00	0	0.00	0.00	0.00
<b>TOTAL REVENUES</b>	<b>524.00</b>	<b>6,828.70</b>	<b>0</b>	<b>0.00</b>	<b>0</b>	<b>0.00</b>	<b>0</b>	<b>0.00</b>	<b>0.00</b>	<b>0.00</b>
<b>EXPENDITURES</b>										
5001 SALARIES AND WAGES	3,574.08	29,262.78	62	3,680.64	8	30,135.24	62	0.00	48,318.00	18,182.76
5020 SERVICES	6,938.14	56,863.76	69	5,775.00	7	56,784.00	64	0.00	88,631.00	31,847.00
<b>TOTAL EXPENDITURES</b>	<b>10,512.22</b>	<b>86,126.54</b>	<b>66</b>	<b>9,455.64</b>	<b>7</b>	<b>86,919.24</b>	<b>63</b>	<b>0.00</b>	<b>136,949.00</b>	<b>50,029.76</b>
<b>NET CHANGE IN FUND BALANCE</b>	<b>9,988.22</b>	<b>79,297.84</b>		<b>9,455.64</b>		<b>86,919.24</b>		<b>0.00</b>	<b>136,949.00</b>	<b>50,029.76</b>



FUND DEPT 1080-130 : GENERAL CORPORATE - CIRC CLK SUPPORT ENFORCE

9/9/2022 10:40:51 AM

PERIOD ENDING 8/31/2022

	ACTUAL LAST YEAR			ACTUAL THIS YEAR				ENCUMBRANCE	BUDGET	UNENCUMBERED BALANCE
	CURRENT MONTH	YEAR TO DATE	%	CURRENT MONTH	%	YEAR TO DATE	%			
<b>REVENUES</b>										
4004 INTERGOVERNMENTAL REVENUE	2,478.00	8,925.00	35	0.00	0	0.00	0	0.00	12,896.00	12,896.00
<b>TOTAL REVENUES</b>	<b>2,478.00</b>	<b>8,925.00</b>	<b>35</b>	<b>0.00</b>	<b>0</b>	<b>0.00</b>	<b>0</b>	<b>0.00</b>	<b>12,896.00</b>	<b>12,896.00</b>
<b>EXPENDITURES</b>										
5001 SALARIES AND WAGES	3,197.00	26,530.63	63	0.00	0	0.00	0	0.00	12,896.00	12,896.00
<b>TOTAL EXPENDITURES</b>	<b>3,197.00</b>	<b>26,530.63</b>	<b>63</b>	<b>0.00</b>	<b>0</b>	<b>0.00</b>	<b>0</b>	<b>0.00</b>	<b>12,896.00</b>	<b>12,896.00</b>
<b>OTHER FINANCING SOURCES (USES)</b>										
<b>TOTAL OTHER FINANCING SOURCES (USES)</b>	<b>0.00</b>	<b>0.00</b>		<b>0.00</b>		<b>0.00</b>		<b>0.00</b>	<b>0.00</b>	<b>0.00</b>
<b>NET CHANGE IN FUND BALANCE</b>	<b>719.00</b>	<b>17,605.63</b>		<b>0.00</b>		<b>0.00</b>		<b>0.00</b>	<b>0.00</b>	<b>0.00</b>



FUND DEPT 1080-140 : GENERAL CORPORATE - CORRECTIONAL CENTER

9/9/2022 10:40:51 AM

PERIOD ENDING 8/31/2022

	ACTUAL LAST YEAR			ACTUAL THIS YEAR				ENCUMBRANCE	BUDGET	UNENCUMBERED BALANCE
	CURRENT MONTH	YEAR TO DATE	%	CURRENT MONTH	%	YEAR TO DATE	%			
<b>REVENUES</b>										
4004 INTERGOVERNMENTAL REVENUE	1,042.50	212,237.99	191	11,287.85	4	219,071.12	70	0.00	312,540.00	93,468.88
4007 CHARGES FOR SERVICES	27,888.90	263,971.47	54	0.00	0	118,987.50	28	0.00	422,875.00	303,887.50
4009 MISCELLANEOUS REVENUES	1,175.53	23,994.41	57	800.00	4	30,828.07	137	0.00	22,500.00	-8,328.07
<b>TOTAL REVENUES</b>	<b>30,106.93</b>	<b>500,203.87</b>	<b>77</b>	<b>12,087.85</b>	<b>2</b>	<b>368,886.69</b>	<b>49</b>	<b>0.00</b>	<b>757,915.00</b>	<b>389,028.31</b>
<b>EXPENDITURES</b>										
5001 SALARIES AND WAGES	235,430.06	1,956,144.16	66	246,686.55	8	2,014,310.92	63	0.00	3,194,317.00	1,180,006.08
5002 LAW ENFORCEMENT SALARIES	159,351.47	1,283,575.50	55	115,144.09	5	1,183,391.88	56	0.00	2,098,615.00	915,223.12
5003 FRINGE BENEFITS	149.99	822.47	100	0.00	0	572.20	89	0.00	645.00	72.80
5010 COMMODITIES	32,479.80	136,415.14	53	27,814.11	10	161,897.89	58	-7,030.00	278,275.00	116,377.11
5020 SERVICES	130,399.39	929,087.02	50	313,320.91	8	2,221,830.11	57	0.00	3,918,144.00	1,696,313.89
8000 CAPITAL OUTLAY	26,500.00	26,500.00	51	0.00	0	0.00	0	0.00	0.00	0.00
<b>TOTAL EXPENDITURES</b>	<b>584,310.71</b>	<b>4,332,544.29</b>	<b>58</b>	<b>702,965.66</b>	<b>7</b>	<b>5,582,003.00</b>	<b>59</b>	<b>-7,030.00</b>	<b>9,489,996.00</b>	<b>3,907,993.00</b>
<b>OTHER FINANCING SOURCES (USES)</b>										
6001 OTHER FINANCING SOURCES	0.00	0.00	0	0.00	0	10.00	0	0.00	1,096,056.00	1,096,046.00
<b>TOTAL OTHER FINANCING SOURCES (USES)</b>	<b>0.00</b>	<b>0.00</b>		<b>0.00</b>		<b>10.00</b>		<b>0.00</b>	<b>1,096,056.00</b>	<b>1,096,046.00</b>
<b>NET CHANGE IN FUND BALANCE</b>	<b>554,203.78</b>	<b>3,832,340.42</b>		<b>690,877.81</b>		<b>5,213,106.31</b>		<b>-7,030.00</b>	<b>7,636,025.00</b>	<b>2,422,918.69</b>




FUND DEPT 1080-141 : GENERAL CORPORATE - STS ATTY SUPPORT ENFORCE

9/9/2022 10:40:51 AM

PERIOD ENDING 8/31/2022

	ACTUAL LAST YEAR			ACTUAL THIS YEAR				ENCUMBRANCE	BUDGET	UNENCUMBERED BALANCE
	CURRENT MONTH	YEAR TO DATE	%	CURRENT MONTH	%	YEAR TO DATE	%			
<b>REVENUES</b>										
4004 INTERGOVERNMENTAL REVENUE	41,870.82	174,074.79	55	25,531.88	8	148,201.33	46	0.00	324,550.00	176,348.67
<b>TOTAL REVENUES</b>	<b>41,870.82</b>	<b>174,074.79</b>	<b>55</b>	<b>25,531.88</b>	<b>8</b>	<b>148,201.33</b>	<b>46</b>	<b>0.00</b>	<b>324,550.00</b>	<b>176,348.67</b>
<b>EXPENDITURES</b>										
5001 SALARIES AND WAGES	17,361.00	129,204.58	52	18,947.03	8	150,261.94	66	0.00	229,377.00	79,115.06
5003 FRINGE BENEFITS	7,682.41	43,409.75	47	6,929.55	8	49,933.60	56	0.00	88,706.00	38,772.40
5010 COMMODITIES	32.79	1,211.61	14	73.54	1	1,934.42	21	0.00	9,030.00	7,095.58
5020 SERVICES	41.47	1,534.19	5	41.45	0	1,309.53	5	0.00	28,470.00	27,160.47
<b>TOTAL EXPENDITURES</b>	<b>25,117.67</b>	<b>175,360.13</b>	<b>46</b>	<b>25,991.57</b>	<b>7</b>	<b>203,439.49</b>	<b>57</b>	<b>0.00</b>	<b>355,583.00</b>	<b>152,143.51</b>
<b>NET CHANGE IN FUND BALANCE</b>	<b>-16,753.15</b>	<b>1,285.34</b>		<b>459.69</b>		<b>55,238.16</b>		<b>0.00</b>	<b>31,033.00</b>	<b>-24,205.16</b>





PERIOD ENDING 8/31/2022

	ACTUAL LAST YEAR			ACTUAL THIS YEAR				ENCUMBRANCE	BUDGET	UNENCUMBERED BALANCE
	CURRENT MONTH	YEAR TO DATE	%	CURRENT MONTH	%	YEAR TO DATE	%			
<b>REVENUES</b>										
4004 INTERGOVERNMENTAL REVENUE	761,500.60	19,071,039.26	57	1,239,722.70	4	12,746,239.56	45	0.00	28,447,014.00	15,700,774.44
4007 CHARGES FOR SERVICES	142,370.97	1,045,379.07	61	186,902.16	10	886,078.63	48	0.00	1,861,700.00	975,621.37
4008 INVESTMENT EARNINGS	899.73	2,596.01	13	-197.93	0	7,187.83	0	0.00	0.00	-7,187.83
4009 MISCELLANEOUS REVENUES	0.00	45,657.00	62	198.00	0	1,998.00	2	0.00	91,500.00	89,502.00
<b>TOTAL REVENUES</b>	<b>904,771.30</b>	<b>20,164,671.34</b>	<b>57</b>	<b>1,426,624.93</b>	<b>5</b>	<b>13,641,504.02</b>	<b>45</b>	<b>0.00</b>	<b>30,400,214.00</b>	<b>16,758,709.98</b>
<b>EXPENDITURES</b>										
5001 SALARIES AND WAGES	422,664.43	3,401,480.15	47	450,919.37	6	3,797,457.83	49	0.00	7,745,329.18	3,947,871.35
5003 FRINGE BENEFITS	157,563.52	977,477.95	80	136,480.64	8	992,025.96	59	0.00	1,677,764.26	685,738.30
5010 COMMODITIES	33,032.82	202,606.47	26	40,334.90	8	237,952.69	45	-16,828.44	533,218.06	295,265.37
5020 SERVICES	1,040,065.04	11,058,747.10	45	562,299.78	3	9,988,159.14	50	-14,269.82	19,897,265.50	9,909,106.36
8000 CAPITAL OUTLAY	0.00	0.00	0	0.00	0	73,164.44	15	0.00	489,450.00	416,285.56
<b>TOTAL EXPENDITURES</b>	<b>1,653,325.81</b>	<b>15,640,311.67</b>	<b>46</b>	<b>1,190,034.69</b>	<b>4</b>	<b>15,088,760.06</b>	<b>50</b>	<b>-31,098.26</b>	<b>30,343,027.00</b>	<b>15,254,266.94</b>
<b>OTHER FINANCING SOURCES (USES)</b>										
6001 OTHER FINANCING SOURCES	30,422.28	152,604.10	45	29,613.83	7	128,013.81	32	0.00	397,493.00	269,479.19
7001 OTHER FINANCING USES	-25,946.41	-145,744.07	27	-29,035.98	8	-123,831.66	36	0.00	-346,715.00	-222,883.34
<b>TOTAL OTHER FINANCING SOURCES (USES)</b>	<b>4,475.87</b>	<b>6,860.03</b>		<b>577.85</b>		<b>4,182.15</b>		<b>0.00</b>	<b>50,778.00</b>	<b>46,595.85</b>
<b>NET CHANGE IN FUND BALANCE</b>	<b>744,078.64</b>	<b>-4,531,219.70</b>		<b>-237,168.09</b>		<b>1,443,073.89</b>		<b>-31,098.26</b>	<b>-107,965.00</b>	<b>-1,551,038.89</b>



**FUND DEPT 2076-011 : TORT IMMUNITY TAX FUND - SOLID WASTE MGMT**

9/9/2022 10:40:51 AM

**PERIOD ENDING 8/31/2022**

	ACTUAL LAST YEAR			ACTUAL THIS YEAR				ENCUMBRANCE	BUDGET	UNENCUMBERED BALANCE
	CURRENT MONTH	YEAR TO DATE	%	CURRENT MONTH	%	YEAR TO DATE	%			
<b>EXPENDITURES</b>										
<b>TOTAL EXPENDITURES</b>	0.00	0.00	0	0.00	0	0.00	0	0.00	0.00	0.00
<b>NET CHANGE IN FUND BALANCE</b>	0.00	0.00		0.00		0.00		0.00	0.00	0.00



FUND DEPT 2076-075 : TORT IMMUNITY TAX FUND - GENERAL COUNTY

9/9/2022 10:40:51 AM

PERIOD ENDING 8/31/2022

	ACTUAL LAST YEAR			ACTUAL THIS YEAR				ENCUMBRANCE	BUDGET	UNENCUMBERED BALANCE
	CURRENT MONTH	YEAR TO DATE	%	CURRENT MONTH	%	YEAR TO DATE	%			
<b>REVENUES</b>										
4001 PROPERTY TAX	22,410.93	1,214,712.51	54	84,129.69	2	1,887,414.63	52	0.00	3,645,009.00	1,757,594.37
4008 INVESTMENT EARNINGS	0.00	5.07	0	0.00	0	36.69	0	0.00	0.00	-36.69
<b>TOTAL REVENUES</b>	<b>22,410.93</b>	<b>1,214,717.58</b>	<b>54</b>	<b>84,129.69</b>	<b>2</b>	<b>1,887,451.32</b>	<b>52</b>	<b>0.00</b>	<b>3,645,009.00</b>	<b>1,757,557.68</b>
<b>EXPENDITURES</b>										
5003 FRINGE BENEFITS	186,477.52	719,220.52	67	203,992.95	19	744,439.23	68	0.00	1,101,335.00	356,895.77
5020 SERVICES	0.00	0.00	0	1,334.85	0	1,334.85	0	0.00	1,198,665.00	1,197,330.15
<b>TOTAL EXPENDITURES</b>	<b>186,477.52</b>	<b>719,220.52</b>	<b>32</b>	<b>205,327.80</b>	<b>9</b>	<b>745,774.08</b>	<b>32</b>	<b>0.00</b>	<b>2,300,000.00</b>	<b>1,554,225.92</b>
<b>OTHER FINANCING SOURCES (USES)</b>										
<b>TOTAL OTHER FINANCING SOURCES (USES)</b>	<b>0.00</b>	<b>0.00</b>		<b>0.00</b>		<b>0.00</b>		<b>0.00</b>	<b>0.00</b>	<b>0.00</b>
<b>NET CHANGE IN FUND BALANCE</b>	<b>164,066.59</b>	<b>-495,497.06</b>		<b>121,198.11</b>		<b>-1,141,677.24</b>		<b>0.00</b>	<b>-1,345,009.00</b>	<b>-203,331.76</b>



FUND DEPT 2083-060 : COUNTY HIGHWAY - HIGHWAY

9/9/2022 10:40:51 AM

PERIOD ENDING 8/31/2022

	ACTUAL LAST YEAR			ACTUAL THIS YEAR				ENCUMBRANCE	BUDGET	UNENCUMBERED BALANCE
	CURRENT MONTH	YEAR TO DATE	%	CURRENT MONTH	%	YEAR TO DATE	%			
<b>REVENUES</b>										
4001 PROPERTY TAX	28,422.78	1,540,565.73	54	0.00	0	1,528,816.25	52	0.00	2,941,601.00	1,412,784.75
4004 INTERGOVERNMENTAL REVENUE	98,756.84	111,085.59	31	0.00	0	-5,412.19	-2	0.00	250,000.00	255,412.19
4007 CHARGES FOR SERVICES	31,984.61	236,421.03	42	73,697.28	13	224,538.76	40	0.00	555,000.00	330,461.24
4008 INVESTMENT EARNINGS	904.46	2,699.57	18	0.00	0	7,407.49	247	0.00	3,000.00	-4,407.49
4009 MISCELLANEOUS REVENUES	0.00	1,461.40	0	100.00	0	1,221.71	0	0.00	0.00	-1,221.71
<b>TOTAL REVENUES</b>	<b>160,068.69</b>	<b>1,892,233.32</b>	<b>50</b>	<b>73,797.28</b>	<b>2</b>	<b>1,756,572.02</b>	<b>47</b>	<b>0.00</b>	<b>3,749,601.00</b>	<b>1,993,028.98</b>
<b>EXPENDITURES</b>										
5001 SALARIES AND WAGES	113,015.30	990,849.49	65	115,960.69	7	942,527.05	61	0.00	1,553,264.00	610,736.95
5003 FRINGE BENEFITS	57,692.63	335,365.74	56	49,253.89	9	296,466.39	53	0.00	555,589.00	259,122.61
5010 COMMODITIES	21,046.17	155,676.68	68	23,069.62	10	170,704.73	73	0.00	234,000.00	63,295.27
5020 SERVICES	39,222.53	346,245.49	58	47,880.70	8	375,180.18	60	0.00	621,960.40	246,780.22
8000 CAPITAL OUTLAY	5,618.06	267,140.76	30	31,146.62	4	63,340.05	9	-26,085.00	710,000.00	646,659.95
<b>TOTAL EXPENDITURES</b>	<b>236,594.69</b>	<b>2,095,278.16</b>	<b>55</b>	<b>267,311.52</b>	<b>7</b>	<b>1,848,218.40</b>	<b>50</b>	<b>-26,085.00</b>	<b>3,674,813.40</b>	<b>1,826,595.00</b>
<b>OTHER FINANCING SOURCES (USES)</b>										
6001 OTHER FINANCING SOURCES	0.00	0.00	0	0.00	0	0.00	0	0.00	47,000.00	47,000.00
7001 OTHER FINANCING USES	0.00	-12,675.05	8	0.00	0	0.00	0	0.00	-121,539.60	-121,539.60
<b>TOTAL OTHER FINANCING SOURCES (USES)</b>	<b>0.00</b>	<b>-12,675.05</b>		<b>0.00</b>		<b>0.00</b>		<b>0.00</b>	<b>-74,539.60</b>	<b>-74,539.60</b>
<b>NET CHANGE IN FUND BALANCE</b>	<b>76,526.00</b>	<b>215,719.89</b>		<b>193,514.24</b>		<b>91,646.38</b>		<b>-26,085.00</b>	<b>-248.00</b>	<b>-91,894.38</b>



FUND DEPT 2083-062 : COUNTY HIGHWAY - HIGHWAY BUILDING CAPITAL

9/9/2022 10:40:51 AM

PERIOD ENDING 8/31/2022

	ACTUAL LAST YEAR			ACTUAL THIS YEAR				ENCUMBRANCE	BUDGET	UNENCUMBERED BALANCE
	CURRENT MONTH	YEAR TO DATE	%	CURRENT MONTH	%	YEAR TO DATE	%			
<b>REVENUES</b>										
<b>TOTAL REVENUES</b>	<b>0.00</b>	<b>0.00</b>	<b>0</b>	<b>0.00</b>	<b>0</b>	<b>0.00</b>	<b>0</b>	<b>0.00</b>	<b>0.00</b>	<b>0.00</b>
<b>EXPENDITURES</b>										
5020 SERVICES	0.00	0.00	0	0.00	0	0.00	0	0.00	100,000.00	100,000.00
8000 CAPITAL OUTLAY	0.00	0.00	0	0.00	0	221,120.50	81	0.00	274,150.50	53,030.00
<b>TOTAL EXPENDITURES</b>	<b>0.00</b>	<b>0.00</b>	<b>0</b>	<b>0.00</b>	<b>0</b>	<b>221,120.50</b>	<b>59</b>	<b>0.00</b>	<b>374,150.50</b>	<b>153,030.00</b>
<b>OTHER FINANCING SOURCES (USES)</b>										
6001 OTHER FINANCING SOURCES	0.00	0.00	0	0.00	0	0.00	0	0.00	116,000.00	116,000.00
<b>TOTAL OTHER FINANCING SOURCES (USES)</b>	<b>0.00</b>	<b>0.00</b>		<b>0.00</b>		<b>0.00</b>		<b>0.00</b>	<b>116,000.00</b>	<b>116,000.00</b>
<b>NET CHANGE IN FUND BALANCE</b>	<b>0.00</b>	<b>0.00</b>		<b>0.00</b>		<b>221,120.50</b>		<b>0.00</b>	<b>258,150.50</b>	<b>37,030.00</b>



FUND DEPT 2084-060 : COUNTY BRIDGE - HIGHWAY

9/9/2022 10:40:51 AM

PERIOD ENDING 8/31/2022

	ACTUAL LAST YEAR			ACTUAL THIS YEAR				ENCUMBRANCE	BUDGET	UNENCUMBERED BALANCE
	CURRENT MONTH	YEAR TO DATE	%	CURRENT MONTH	%	YEAR TO DATE	%			
<b>REVENUES</b>										
4001 PROPERTY TAX	14,277.46	773,864.01	54	0.00	0	766,797.66	52	0.00	1,477,663.00	710,865.34
4004 INTERGOVERNMENTAL REVENUE	0.00	2,222.50	1	0.00	0	750.00	2	0.00	50,000.00	49,250.00
4008 INVESTMENT EARNINGS	566.90	1,665.43	0	0.00	0	5,060.20	253	0.00	2,000.00	-3,060.20
<b>TOTAL REVENUES</b>	<b>14,844.36</b>	<b>777,751.94</b>	<b>45</b>	<b>0.00</b>	<b>0</b>	<b>772,607.86</b>	<b>51</b>	<b>0.00</b>	<b>1,529,663.00</b>	<b>757,055.14</b>
<b>EXPENDITURES</b>										
5020 SERVICES	23,993.43	147,191.15	69	15,492.33	6	126,573.69	48	0.00	266,413.62	139,839.93
8000 CAPITAL OUTLAY	154,654.37	799,326.01	53	106,457.50	8	867,659.34	69	0.00	1,260,000.00	392,340.66
<b>TOTAL EXPENDITURES</b>	<b>178,647.80</b>	<b>946,517.16</b>	<b>55</b>	<b>121,949.83</b>	<b>8</b>	<b>994,233.03</b>	<b>65</b>	<b>0.00</b>	<b>1,526,413.62</b>	<b>532,180.59</b>
<b>OTHER FINANCING SOURCES (USES)</b>										
7001 OTHER FINANCING USES	0.00	-1,863.69	27	0.00	0	0.00	0	0.00	-1,586.38	-1,586.38
<b>TOTAL OTHER FINANCING SOURCES (USES)</b>	<b>0.00</b>	<b>-1,863.69</b>		<b>0.00</b>		<b>0.00</b>		<b>0.00</b>	<b>-1,586.38</b>	<b>-1,586.38</b>
<b>NET CHANGE IN FUND BALANCE</b>	<b>163,803.44</b>	<b>170,628.91</b>		<b>121,949.83</b>		<b>221,625.17</b>		<b>0.00</b>	<b>-1,663.00</b>	<b>-223,288.17</b>



**FUND DEPT 2085-060 : COUNTY MOTOR FUEL TAX - HIGHWAY**

9/9/2022 10:40:51 AM

**PERIOD ENDING 8/31/2022**

	ACTUAL LAST YEAR			ACTUAL THIS YEAR				ENCUMBRANCE	BUDGET	UNENCUMBERED BALANCE
	CURRENT MONTH	YEAR TO DATE	%	CURRENT MONTH	%	YEAR TO DATE	%			
<b>REVENUES</b>										
4004 INTERGOVERNMENTAL REVENUE	1,920,490.30	1,998,289.80	61	310,745.98	7	3,001,897.29	64	0.00	4,687,136.00	1,685,238.71
4007 CHARGES FOR SERVICES	0.00	15,286.95	0	0.00	0	353.21	0	0.00	0.00	-353.21
4008 INVESTMENT EARNINGS	1,117.83	3,298.88	7	0.00	0	23,506.71	470	0.00	5,000.00	-18,506.71
4009 MISCELLANEOUS REVENUES	0.00	480.00	0	0.00	0	0.00	0	0.00	0.00	0.00
<b>TOTAL REVENUES</b>	<b>1,921,608.13</b>	<b>2,017,355.63</b>	<b>61</b>	<b>310,745.98</b>	<b>7</b>	<b>3,025,757.21</b>	<b>64</b>	<b>0.00</b>	<b>4,692,136.00</b>	<b>1,666,378.79</b>
<b>EXPENDITURES</b>										
5001 SALARIES AND WAGES	13,181.08	111,523.00	65	13,549.08	8	114,710.94	65	0.00	175,226.00	60,515.06
5020 SERVICES	56,734.24	533,314.88	35	179,938.45	11	699,400.93	44	0.00	1,573,000.00	873,599.07
8000 CAPITAL OUTLAY	0.00	14,370.00	1	135,022.23	11	385,602.62	32	0.00	1,205,000.00	819,397.38
<b>TOTAL EXPENDITURES</b>	<b>69,915.32</b>	<b>659,207.88</b>	<b>25</b>	<b>328,509.76</b>	<b>11</b>	<b>1,199,714.49</b>	<b>41</b>	<b>0.00</b>	<b>2,953,226.00</b>	<b>1,753,511.51</b>
<b>NET CHANGE IN FUND BALANCE</b>	<b>-1,851,692.81</b>	<b>-1,358,147.75</b>		<b>17,763.78</b>		<b>-1,826,042.72</b>		<b>0.00</b>	<b>-1,738,910.00</b>	<b>87,132.72</b>



**FUND DEPT 2088-044 : ILL.MUNICIPAL RETIREMENT - NURSING HOME**

9/9/2022 10:40:51 AM

**PERIOD ENDING 8/31/2022**

	ACTUAL LAST YEAR			ACTUAL THIS YEAR				ENCUMBRANCE	BUDGET	UNENCUMBERED BALANCE
	CURRENT MONTH	YEAR TO DATE	%	CURRENT MONTH	%	YEAR TO DATE	%			
<b>EXPENDITURES</b>										
<b>TOTAL EXPENDITURES</b>	0.00	0.00	0	0.00	0	0.00	0	0.00	0.00	0.00
<b>OTHER FINANCING SOURCES (USES)</b>										
<b>TOTAL OTHER FINANCING SOURCES (USES)</b>	0.00	0.00		0.00		0.00		0.00	0.00	0.00
<b>NET CHANGE IN FUND BALANCE</b>	0.00	0.00		0.00		0.00		0.00	0.00	0.00





FUND DEPT 2088-073 : ILL.MUNICIPAL RETIREMENT - ILL.MUNICIPAL RETIREMENT

9/9/2022 10:40:51 AM

PERIOD ENDING 8/31/2022

	ACTUAL LAST YEAR			ACTUAL THIS YEAR				ENCUMBRANCE	BUDGET	UNENCUMBERED BALANCE
	CURRENT MONTH	YEAR TO DATE	%	CURRENT MONTH	%	YEAR TO DATE	%			
<b>REVENUES</b>										
4001 PROPERTY TAX	28,953.19	1,569,314.58	54	66,567.50	2	1,493,414.10	52	0.00	2,872,498.00	1,379,083.90
4004 INTERGOVERNMENTAL REVENUE	0.00	124,000.00	100	124,000.00	100	124,000.00	100	0.00	124,000.00	0.00
4008 INVESTMENT EARNINGS	158.04	438.53	9	0.00	0	1,067.55	126	0.00	850.00	-217.55
<b>TOTAL REVENUES</b>	<b>29,111.23</b>	<b>1,693,753.11</b>	<b>56</b>	<b>190,567.50</b>	<b>6</b>	<b>1,618,481.65</b>	<b>54</b>	<b>0.00</b>	<b>2,997,348.00</b>	<b>1,378,866.35</b>
<b>EXPENDITURES</b>										
5003 FRINGE BENEFITS	719,300.39	2,421,818.36	62	174,946.08	4	1,532,885.07	38	0.00	3,993,045.00	2,460,159.93
<b>TOTAL EXPENDITURES</b>	<b>719,300.39</b>	<b>2,421,818.36</b>	<b>62</b>	<b>174,946.08</b>	<b>4</b>	<b>1,532,885.07</b>	<b>38</b>	<b>0.00</b>	<b>3,993,045.00</b>	<b>2,460,159.93</b>
<b>OTHER FINANCING SOURCES (USES)</b>										
6001 OTHER FINANCING SOURCES	109,710.28	613,592.22	67	0.00	0	6,302.44	1	0.00	996,547.00	990,244.56
<b>TOTAL OTHER FINANCING SOURCES (USES)</b>	<b>109,710.28</b>	<b>613,592.22</b>		<b>0.00</b>		<b>6,302.44</b>		<b>0.00</b>	<b>996,547.00</b>	<b>990,244.56</b>
<b>NET CHANGE IN FUND BALANCE</b>	<b>580,478.88</b>	<b>114,473.03</b>		<b>-15,621.42</b>		<b>-91,899.02</b>		<b>0.00</b>	<b>-850.00</b>	<b>91,049.02</b>



**FUND DEPT 2089-018 : COUNTY PUBLIC HEALTH FUND - C-U PUBLIC HEALTH DISTRICT**

9/9/2022 10:40:51 AM

**PERIOD ENDING 8/31/2022**

	ACTUAL LAST YEAR			ACTUAL THIS YEAR				ENCUMBRANCE	BUDGET	UNENCUMBERED BALANCE
	CURRENT MONTH	YEAR TO DATE	%	CURRENT MONTH	%	YEAR TO DATE	%			
<b>REVENUES</b>										
4001 PROPERTY TAX	7,483.88	405,639.74	54	17,863.81	2	400,767.22	52	0.00	776,400.00	375,632.78
<b>TOTAL REVENUES</b>	<b>7,483.88</b>	<b>405,639.74</b>	<b>54</b>	<b>17,863.81</b>	<b>2</b>	<b>400,767.22</b>	<b>52</b>	<b>0.00</b>	<b>776,400.00</b>	<b>375,632.78</b>
<b>EXPENDITURES</b>										
5020 SERVICES	7,483.88	405,639.74	54	17,863.81	2	400,767.22	52	0.00	776,400.00	375,632.78
<b>TOTAL EXPENDITURES</b>	<b>7,483.88</b>	<b>405,639.74</b>	<b>54</b>	<b>17,863.81</b>	<b>2</b>	<b>400,767.22</b>	<b>52</b>	<b>0.00</b>	<b>776,400.00</b>	<b>375,632.78</b>
<b>NET CHANGE IN FUND BALANCE</b>	<b>0.00</b>	<b>0.00</b>		<b>0.00</b>		<b>0.00</b>		<b>0.00</b>	<b>0.00</b>	<b>0.00</b>



FUND DEPT 2089-049 : COUNTY PUBLIC HEALTH FUND - BOARD OF HEALTH

9/9/2022 10:40:51 AM

PERIOD ENDING 8/31/2022

	ACTUAL LAST YEAR			ACTUAL THIS YEAR				ENCUMBRANCE	BUDGET	UNENCUMBERED BALANCE
	CURRENT MONTH	YEAR TO DATE	%	CURRENT MONTH	%	YEAR TO DATE	%			
<b>REVENUES</b>										
4001 PROPERTY TAX	5,998.17	325,111.02	55	14,404.63	2	323,162.01	52	0.00	620,916.00	297,753.99
4004 INTERGOVERNMENTAL REVENUE	58,694.48	1,176,858.60	49	77,500.99	5	955,362.02	58	0.00	1,639,920.00	684,557.98
4006 LICENSES AND PERMITS	1,050.00	89,325.00	77	3,972.00	3	48,558.00	35	0.00	139,725.00	91,167.00
4008 INVESTMENT EARNINGS	59.42	166.86	4	0.00	0	1,689.29	789	0.00	214.00	-1,475.29
4009 MISCELLANEOUS REVENUES	637.00	2,360.00	92	4,906.29	191	6,037.56	235	0.00	2,570.00	-3,467.56
<b>TOTAL REVENUES</b>	<b>66,439.07</b>	<b>1,593,821.48</b>	<b>51</b>	<b>100,783.91</b>	<b>4</b>	<b>1,334,808.88</b>	<b>56</b>	<b>0.00</b>	<b>2,403,345.00</b>	<b>1,068,536.12</b>
<b>EXPENDITURES</b>										
5020 SERVICES	151,482.64	1,575,985.01	50	306,234.80	12	1,071,405.03	41	0.00	2,622,145.00	1,550,739.97
<b>TOTAL EXPENDITURES</b>	<b>151,482.64</b>	<b>1,575,985.01</b>	<b>50</b>	<b>306,234.80</b>	<b>12</b>	<b>1,071,405.03</b>	<b>41</b>	<b>0.00</b>	<b>2,622,145.00</b>	<b>1,550,739.97</b>
<b>OTHER FINANCING SOURCES (USES)</b>										
7001 OTHER FINANCING USES	0.00	-2,686.00	22	0.00	0	0.00	0	0.00	-1,161.00	-1,161.00
<b>TOTAL OTHER FINANCING SOURCES (USES)</b>	<b>0.00</b>	<b>-2,686.00</b>		<b>0.00</b>		<b>0.00</b>		<b>0.00</b>	<b>-1,161.00</b>	<b>-1,161.00</b>
<b>NET CHANGE IN FUND BALANCE</b>	<b>85,043.57</b>	<b>-15,150.47</b>		<b>205,450.89</b>		<b>-263,403.85</b>		<b>0.00</b>	<b>219,961.00</b>	<b>483,364.85</b>



**FUND DEPT 2090-053 : MENTAL HEALTH - MENTAL HEALTH BOARD**

9/9/2022 10:40:51 AM

**PERIOD ENDING 8/31/2022**

	ACTUAL LAST YEAR			ACTUAL THIS YEAR				ENCUMBRANCE	BUDGET	UNENCUMBERED BALANCE
	CURRENT MONTH	YEAR TO DATE	%	CURRENT MONTH	%	YEAR TO DATE	%			
<b>REVENUES</b>										
4001 PROPERTY TAX	53,132.38	2,879,869.80	54	127,163.86	2	2,852,868.27	52	0.00	5,505,918.00	2,653,049.73
4004 INTERGOVERNMENTAL REVENUE	0.00	261,848.00	65	32,952.00	8	230,664.00	58	0.00	395,426.00	164,762.00
4008 INVESTMENT EARNINGS	282.45	789.55	2	0.00	0	6,495.48	325	0.00	2,000.00	-4,495.48
4009 MISCELLANEOUS REVENUES	0.00	2,405.00	2	3,200.00	7	74,923.00	156	0.00	48,000.00	-26,923.00
<b>TOTAL REVENUES</b>	<b>53,414.83</b>	<b>3,144,912.35</b>	<b>54</b>	<b>163,315.86</b>	<b>3</b>	<b>3,164,950.75</b>	<b>53</b>	<b>0.00</b>	<b>5,951,344.00</b>	<b>2,786,393.25</b>
<b>EXPENDITURES</b>										
5001 SALARIES AND WAGES	33,423.20	294,497.05	66	35,184.80	8	287,371.85	63	0.00	452,787.00	165,415.15
5003 FRINGE BENEFITS	11,590.51	74,321.03	54	9,123.97	7	68,928.86	53	0.00	130,974.00	62,045.14
5010 COMMODITIES	1,488.35	5,718.14	35	701.82	5	9,272.30	63	0.00	14,650.00	5,377.70
5020 SERVICES	4,348.14	3,304,802.90	59	986,179.36	17	4,191,279.64	73	0.00	5,728,351.00	1,537,071.36
<b>TOTAL EXPENDITURES</b>	<b>50,850.20</b>	<b>3,679,339.12</b>	<b>60</b>	<b>1,031,189.95</b>	<b>16</b>	<b>4,556,852.65</b>	<b>72</b>	<b>0.00</b>	<b>6,326,762.00</b>	<b>1,769,909.35</b>
<b>OTHER FINANCING SOURCES (USES)</b>										
6001 OTHER FINANCING SOURCES	770,436.00	770,436.00	100	0.00	0	0.00	0	0.00	0.00	0.00
7001 OTHER FINANCING USES	0.00	-11,644.00	20	0.00	0	0.00	0	0.00	-9,800.00	-9,800.00
<b>TOTAL OTHER FINANCING SOURCES (USES)</b>	<b>770,436.00</b>	<b>758,792.00</b>		<b>0.00</b>		<b>0.00</b>		<b>0.00</b>	<b>-9,800.00</b>	<b>-9,800.00</b>
<b>NET CHANGE IN FUND BALANCE</b>	<b>-773,000.63</b>	<b>-224,365.23</b>		<b>867,874.09</b>		<b>1,391,901.90</b>		<b>0.00</b>	<b>385,218.00</b>	<b>-1,006,683.90</b>



FUND DEPT 2091-047 : ANIMAL CONTROL - ANIMAL CONTROL ADMIN

9/9/2022 10:40:51 AM

PERIOD ENDING 8/31/2022

	ACTUAL LAST YEAR			ACTUAL THIS YEAR				ENCUMBRANCE	BUDGET	UNENCUMBERED BALANCE
	CURRENT MONTH	YEAR TO DATE	%	CURRENT MONTH	%	YEAR TO DATE	%			
<b>REVENUES</b>										
4006 LICENSES AND PERMITS	13,692.00	212,545.50	71	39,348.00	12	178,314.00	52	0.00	340,000.00	161,686.00
4008 INVESTMENT EARNINGS	43.20	119.13	6	0.00	0	1,085.71	109	0.00	1,000.00	-85.71
4009 MISCELLANEOUS REVENUES	0.00	1,150.00	0	0.00	0	142.00	0	0.00	0.00	-142.00
<b>TOTAL REVENUES</b>	<b>13,735.20</b>	<b>213,814.63</b>	<b>71</b>	<b>39,348.00</b>	<b>12</b>	<b>179,541.71</b>	<b>53</b>	<b>0.00</b>	<b>341,000.00</b>	<b>161,458.29</b>
<b>EXPENDITURES</b>										
5001 SALARIES AND WAGES	14,569.95	75,779.11	70	12,049.54	7	93,851.31	56	0.00	168,481.00	74,629.69
5003 FRINGE BENEFITS	7,140.00	34,794.31	76	4,815.39	7	26,488.70	38	0.00	69,265.00	42,776.30
5010 COMMODITIES	1,067.41	6,514.92	50	1,461.08	12	8,344.23	66	0.00	12,600.00	4,255.77
5020 SERVICES	1,763.90	23,003.17	53	3,701.02	6	32,726.83	49	-1,500.00	66,491.00	33,764.17
8000 CAPITAL OUTLAY	0.00	0.00	0	0.00	0	0.00	0	0.00	21,500.00	21,500.00
<b>TOTAL EXPENDITURES</b>	<b>24,541.26</b>	<b>140,091.51</b>	<b>67</b>	<b>22,027.03</b>	<b>7</b>	<b>161,411.07</b>	<b>48</b>	<b>-1,500.00</b>	<b>338,337.00</b>	<b>176,925.93</b>
<b>OTHER FINANCING SOURCES (USES)</b>										
7001 OTHER FINANCING USES	0.00	-1,341.00	25	0.00	0	0.00	0	0.00	-25.00	-25.00
<b>TOTAL OTHER FINANCING SOURCES (USES)</b>	<b>0.00</b>	<b>-1,341.00</b>		<b>0.00</b>		<b>0.00</b>		<b>0.00</b>	<b>-25.00</b>	<b>-25.00</b>
<b>NET CHANGE IN FUND BALANCE</b>	<b>10,806.06</b>	<b>-72,382.12</b>		<b>-17,320.97</b>		<b>-18,130.64</b>		<b>-1,500.00</b>	<b>-2,638.00</b>	<b>15,492.64</b>



FUND DEPT 2091-247 : ANIMAL CONTROL - ANIMAL WARDEN SERVICES

9/9/2022 10:40:51 AM

PERIOD ENDING 8/31/2022

	ACTUAL LAST YEAR			ACTUAL THIS YEAR				ENCUMBRANCE	BUDGET	UNENCUMBERED BALANCE
	CURRENT MONTH	YEAR TO DATE	%	CURRENT MONTH	%	YEAR TO DATE	%			
<b>REVENUES</b>										
4004 INTERGOVERNMENTAL REVENUE	0.00	55,541.63	39	57,881.66	29	169,756.77	86	0.00	198,176.00	28,419.23
4005 FINES AND FORFEITURES	255.00	7,517.53	75	3,429.00	34	12,509.00	125	0.00	10,000.00	-2,509.00
4009 MISCELLANEOUS REVENUES	0.00	0.00	0	0.00	0	0.00	0	0.00	1,540.00	1,540.00
<b>TOTAL REVENUES</b>	<b>255.00</b>	<b>63,059.16</b>	<b>41</b>	<b>61,310.66</b>	<b>29</b>	<b>182,265.77</b>	<b>87</b>	<b>0.00</b>	<b>209,716.00</b>	<b>27,450.23</b>
<b>EXPENDITURES</b>										
5001 SALARIES AND WAGES	9,789.53	71,906.54	55	9,687.19	7	78,994.57	61	0.00	129,788.00	50,793.43
5003 FRINGE BENEFITS	4,473.56	27,978.38	46	3,893.47	7	24,136.91	41	0.00	58,845.00	34,708.09
5010 COMMODITIES	1,125.10	9,227.50	59	3,125.31	7	16,531.27	38	0.00	43,810.00	27,278.73
5020 SERVICES	35.00	3,509.25	30	1,806.68	10	6,690.89	37	0.00	18,000.00	11,309.11
8000 CAPITAL OUTLAY	0.00	16,077.00	100	0.00	0	51,107.00	100	0.00	51,107.00	0.00
<b>TOTAL EXPENDITURES</b>	<b>15,423.19</b>	<b>128,698.67</b>	<b>55</b>	<b>18,512.65</b>	<b>6</b>	<b>177,460.64</b>	<b>59</b>	<b>0.00</b>	<b>301,550.00</b>	<b>124,089.36</b>
<b>NET CHANGE IN FUND BALANCE</b>	<b>15,168.19</b>	<b>65,639.51</b>		<b>-42,798.01</b>		<b>-4,805.13</b>		<b>0.00</b>	<b>91,834.00</b>	<b>96,639.13</b>



**FUND DEPT 2091-248 : ANIMAL CONTROL - ANIMAL IMPOUND SERVICES**

9/9/2022 10:40:51 AM

**PERIOD ENDING 8/31/2022**

	ACTUAL LAST YEAR			ACTUAL THIS YEAR				ENCUMBRANCE	BUDGET	UNENCUMBERED BALANCE
	CURRENT MONTH	YEAR TO DATE	%	CURRENT MONTH	%	YEAR TO DATE	%			
<b>REVENUES</b>										
4004 INTERGOVERNMENTAL REVENUE	6,860.00	145,011.32	89	30,576.70	18	116,679.31	70	0.00	165,634.00	48,954.69
4005 FINES AND FORFEITURES	521.00	25,701.84	63	2,350.00	5	11,090.10	25	0.00	44,800.00	33,709.90
<b>TOTAL REVENUES</b>	<b>7,381.00</b>	<b>170,713.16</b>	<b>84</b>	<b>32,926.70</b>	<b>16</b>	<b>127,769.41</b>	<b>61</b>	<b>0.00</b>	<b>210,434.00</b>	<b>82,664.59</b>
<b>EXPENDITURES</b>										
5001 SALARIES AND WAGES	8,491.03	72,091.22	63	9,805.58	7	83,505.39	59	0.00	141,651.00	58,145.61
5003 FRINGE BENEFITS	3,406.76	16,237.86	34	4,085.03	7	23,362.15	38	0.00	61,993.00	38,630.85
5010 COMMODITIES	2,061.21	15,514.96	60	2,534.78	8	16,520.45	49	0.00	33,700.00	17,179.55
5020 SERVICES	2,042.00	13,511.40	46	0.00	0	772.25	7	0.00	11,750.00	10,977.75
<b>TOTAL EXPENDITURES</b>	<b>16,001.00</b>	<b>117,355.44</b>	<b>54</b>	<b>16,425.39</b>	<b>7</b>	<b>124,160.24</b>	<b>50</b>	<b>0.00</b>	<b>249,094.00</b>	<b>124,933.76</b>
<b>NET CHANGE IN FUND BALANCE</b>	<b>8,620.00</b>	<b>-53,357.72</b>		<b>-16,501.31</b>		<b>-3,609.17</b>		<b>0.00</b>	<b>38,660.00</b>	<b>42,269.17</b>



FUND DEPT 2092-074 : LAW LIBRARY - LAW LIBRARY

9/9/2022 10:40:51 AM

PERIOD ENDING 8/31/2022

	ACTUAL LAST YEAR			ACTUAL THIS YEAR				ENCUMBRANCE	BUDGET	UNENCUMBERED BALANCE
	CURRENT MONTH	YEAR TO DATE	%	CURRENT MONTH	%	YEAR TO DATE	%			
<b>REVENUES</b>										
4007 CHARGES FOR SERVICES	5,372.00	42,104.75	47	0.00	0	32,006.75	40	0.00	80,000.00	47,993.25
4008 INVESTMENT EARNINGS	11.21	30.95	5	0.00	0	337.41	337	0.00	100.00	-237.41
4009 MISCELLANEOUS REVENUES	0.00	0.00	0	0.00	0	715.00	0	0.00	0.00	-715.00
<b>TOTAL REVENUES</b>	<b>5,383.21</b>	<b>42,135.70</b>	<b>47</b>	<b>0.00</b>	<b>0</b>	<b>33,059.16</b>	<b>41</b>	<b>0.00</b>	<b>80,100.00</b>	<b>47,040.84</b>
<b>EXPENDITURES</b>										
5010 COMMODITIES	1,893.65	28,267.29	56	5,402.28	12	35,297.61	79	0.00	44,835.00	9,537.39
5020 SERVICES	234.56	11,985.07	47	287.41	1	21,936.84	59	0.00	37,150.00	15,213.16
<b>TOTAL EXPENDITURES</b>	<b>2,128.21</b>	<b>40,252.36</b>	<b>53</b>	<b>5,689.69</b>	<b>7</b>	<b>57,234.45</b>	<b>70</b>	<b>0.00</b>	<b>81,985.00</b>	<b>24,750.55</b>
<b>OTHER FINANCING SOURCES (USES)</b>										
<b>TOTAL OTHER FINANCING SOURCES (USES)</b>	<b>0.00</b>	<b>0.00</b>		<b>0.00</b>		<b>0.00</b>		<b>0.00</b>	<b>0.00</b>	<b>0.00</b>
<b>NET CHANGE IN FUND BALANCE</b>	<b>-3,255.00</b>	<b>-1,883.34</b>		<b>5,689.69</b>		<b>24,175.29</b>		<b>0.00</b>	<b>1,885.00</b>	<b>-22,290.29</b>





**FUND DEPT 2093-031 : FORECLOSURE MEDIATION FND - CIRCUIT COURT**

9/9/2022 10:40:51 AM

**PERIOD ENDING 8/31/2022**

	ACTUAL LAST YEAR			ACTUAL THIS YEAR				ENCUMBRANCE	BUDGET	UNENCUMBERED BALANCE
	CURRENT MONTH	YEAR TO DATE	%	CURRENT MONTH	%	YEAR TO DATE	%			
<b>REVENUES</b>										
4007 CHARGES FOR SERVICES	150.00	1,425.00	10	0.00	0	150.00	1	0.00	26,600.00	26,450.00
4008 INVESTMENT EARNINGS	3.58	9.93	5	0.00	0	53.39	53	0.00	100.00	46.61
<b>TOTAL REVENUES</b>	<b>153.58</b>	<b>1,434.93</b>	<b>9</b>	<b>0.00</b>	<b>0</b>	<b>203.39</b>	<b>1</b>	<b>0.00</b>	<b>26,700.00</b>	<b>26,496.61</b>
<b>EXPENDITURES</b>										
5001 SALARIES AND WAGES	459.03	6,936.93	63	956.67	7	6,915.48	49	0.00	14,000.00	7,084.52
5003 FRINGE BENEFITS	90.81	660.58	65	126.90	9	658.17	48	0.00	1,381.00	722.83
5010 COMMODITIES	0.00	44.75	22	0.00	0	0.00	0	0.00	200.00	200.00
5020 SERVICES	990.00	2,590.00	24	600.00	3	1,400.00	7	0.00	18,723.00	17,323.00
<b>TOTAL EXPENDITURES</b>	<b>1,539.84</b>	<b>10,232.26</b>	<b>45</b>	<b>1,683.57</b>	<b>5</b>	<b>8,973.65</b>	<b>26</b>	<b>0.00</b>	<b>34,304.00</b>	<b>25,330.35</b>
<b>OTHER FINANCING SOURCES (USES)</b>										
<b>TOTAL OTHER FINANCING SOURCES (USES)</b>	<b>0.00</b>	<b>0.00</b>		<b>0.00</b>		<b>0.00</b>		<b>0.00</b>	<b>0.00</b>	<b>0.00</b>
<b>NET CHANGE IN FUND BALANCE</b>	<b>1,386.26</b>	<b>8,797.33</b>		<b>1,683.57</b>		<b>8,770.26</b>		<b>0.00</b>	<b>7,604.00</b>	<b>-1,166.26</b>



FUND DEPT 2101-054 : I/DD SPECIAL INITIATIVES - CILA PROJECT

9/9/2022 10:40:51 AM

PERIOD ENDING 8/31/2022

	ACTUAL LAST YEAR			ACTUAL THIS YEAR				ENCUMBRANCE	BUDGET	UNENCUMBERED BALANCE
	CURRENT MONTH	YEAR TO DATE	%	CURRENT MONTH	%	YEAR TO DATE	%			
<b>REVENUES</b>										
4008 INVESTMENT EARNINGS	22.82	61.74	2	0.00	0	1,910.50	955	0.00	200.00	-1,710.50
4009 MISCELLANEOUS REVENUES	0.00	0.00	0	0.00	0	260,368.90	0	0.00	0.00	-260,368.90
<b>TOTAL REVENUES</b>	<b>22.82</b>	<b>61.74</b>	<b>0</b>	<b>0.00</b>	<b>0</b>	<b>262,279.40</b>	<b>131 140</b>	<b>0.00</b>	<b>200.00</b>	<b>-262,079.40</b>
<b>EXPENDITURES</b>										
5010 COMMODITIES	0.00	5,170.20	21	0.00	0	0.00	0	0.00	6,176.00	6,176.00
5020 SERVICES	0.00	2,233.50	7	0.00	0	13,478.33	40	0.00	34,024.00	20,545.67
8000 CAPITAL OUTLAY	0.00	0.00	0	0.00	0	0.00	0	0.00	10,000.00	10,000.00
<b>TOTAL EXPENDITURES</b>	<b>0.00</b>	<b>7,403.70</b>	<b>10</b>	<b>0.00</b>	<b>0</b>	<b>13,478.33</b>	<b>27</b>	<b>0.00</b>	<b>50,200.00</b>	<b>36,721.67</b>
<b>OTHER FINANCING SOURCES (USES)</b>										
6001 OTHER FINANCING SOURCES	0.00	50,000.00	100	0.00	0	50,000.00	100	0.00	50,000.00	0.00
<b>TOTAL OTHER FINANCING SOURCES (USES)</b>	<b>0.00</b>	<b>50,000.00</b>		<b>0.00</b>		<b>50,000.00</b>		<b>0.00</b>	<b>50,000.00</b>	<b>0.00</b>
<b>NET CHANGE IN FUND BALANCE</b>	<b>-22.82</b>	<b>-42,658.04</b>		<b>0.00</b>		<b>-298,801.07</b>		<b>0.00</b>	<b>0.00</b>	<b>298,801.07</b>



FUND DEPT 2103-060 : HWY FED AID MATCHING FUND - HIGHWAY

9/9/2022 10:40:51 AM

PERIOD ENDING 8/31/2022

	ACTUAL LAST YEAR			ACTUAL THIS YEAR				ENCUMBRANCE	BUDGET	UNENCUMBERED BALANCE
	CURRENT MONTH	YEAR TO DATE	%	CURRENT MONTH	%	YEAR TO DATE	%			
<b>REVENUES</b>										
4001 PROPERTY TAX	1,149.15	62,285.82	56	0.00	0	61,918.92	52	0.00	118,945.00	57,026.08
4008 INVESTMENT EARNINGS	202.87	595.39	0	0.00	0	1,196.04	0	0.00	0.00	-1,196.04
<b>TOTAL REVENUES</b>	<b>1,352.02</b>	<b>62,881.21</b>	<b>56</b>	<b>0.00</b>	<b>0</b>	<b>63,114.96</b>	<b>53</b>	<b>0.00</b>	<b>118,945.00</b>	<b>55,830.04</b>
<b>EXPENDITURES</b>										
5020 SERVICES	0.00	25,000.00	100	0.00	0	0.00	0	0.00	0.00	0.00
8000 CAPITAL OUTLAY	0.00	345,296.58	100	0.00	0	0.00	0	0.00	0.00	0.00
<b>TOTAL EXPENDITURES</b>	<b>0.00</b>	<b>370,296.58</b>	<b>100</b>	<b>0.00</b>	<b>0</b>	<b>0.00</b>	<b>0</b>	<b>0.00</b>	<b>0.00</b>	<b>0.00</b>
<b>OTHER FINANCING SOURCES (USES)</b>										
7001 OTHER FINANCING USES	0.00	-64.26	4	0.00	0	0.00	0	0.00	-200.00	-200.00
<b>TOTAL OTHER FINANCING SOURCES (USES)</b>	<b>0.00</b>	<b>-64.26</b>		<b>0.00</b>		<b>0.00</b>		<b>0.00</b>	<b>-200.00</b>	<b>-200.00</b>
<b>NET CHANGE IN FUND BALANCE</b>	<b>-1,352.02</b>	<b>307,479.63</b>		<b>0.00</b>		<b>-63,114.96</b>		<b>0.00</b>	<b>-118,745.00</b>	<b>-55,630.04</b>



FUND DEPT 2104-104 : EARLY CHILDHOOD FUND - EARLY CHILDHOOD DEVELOPMENT

9/9/2022 10:40:51 AM

PERIOD ENDING 8/31/2022

	ACTUAL LAST YEAR			ACTUAL THIS YEAR				ENCUMBRANCE	BUDGET	UNENCUMBERED BALANCE
	CURRENT MONTH	YEAR TO DATE	%	CURRENT MONTH	%	YEAR TO DATE	%			
<b>REVENUES</b>										
4004 INTERGOVERNMENTAL REVENUE	840,352.44	7,153,660.43	55	844,998.05	7	6,330,768.53	49	0.00	12,902,600.00	6,571,831.47
4007 CHARGES FOR SERVICES	4,700.00	64,240.00	62	2,300.00	2	38,000.00	30	0.00	126,800.00	88,800.00
4008 INVESTMENT EARNINGS	180.84	644.76	6	3,900.00	39	16,121.97	161	0.00	10,000.00	-6,121.97
4009 MISCELLANEOUS REVENUES	0.00	557,204.42	353 8	5,247.00	40	394,084.37	303 1	0.00	13,000.00	-381,084.37
<b>TOTAL REVENUES</b>	<b>845,233.28</b>	<b>7,775,749.61</b>	<b>59</b>	<b>856,445.05</b>	<b>7</b>	<b>6,778,974.87</b>	<b>52</b>	<b>0.00</b>	<b>13,052,400.00</b>	<b>6,273,425.13</b>
<b>EXPENDITURES</b>										
5001 SALARIES AND WAGES	358,726.05	3,625,874.22	58	371,690.67	6	3,321,582.61	54	0.00	6,151,300.00	2,829,717.39
5003 FRINGE BENEFITS	152,899.93	1,228,736.62	56	139,878.76	7	1,003,985.56	47	0.00	2,126,630.00	1,122,644.44
5010 COMMODITIES	43,789.70	370,887.78	46	18,775.36	3	296,432.71	43	0.00	696,500.00	400,067.29
5020 SERVICES	246,839.63	1,807,743.46	46	237,210.47	6	1,783,050.42	48	0.00	3,718,720.00	1,935,669.58
8000 CAPITAL OUTLAY	189,378.00	189,378.00	80	0.00	0	32,018.58	100	0.00	32,100.00	81.42
<b>TOTAL EXPENDITURES</b>	<b>991,633.31</b>	<b>7,222,620.08</b>	<b>54</b>	<b>767,555.26</b>	<b>6</b>	<b>6,437,069.88</b>	<b>51</b>	<b>0.00</b>	<b>12,725,250.00</b>	<b>6,288,180.12</b>
<b>OTHER FINANCING SOURCES (USES)</b>										
7001 OTHER FINANCING USES	0.00	0.00	0	0.00	0	0.00	0	0.00	-475,000.00	-475,000.00
<b>TOTAL OTHER FINANCING SOURCES (USES)</b>	<b>0.00</b>	<b>0.00</b>		<b>0.00</b>		<b>0.00</b>		<b>0.00</b>	<b>-475,000.00</b>	<b>-475,000.00</b>
<b>NET CHANGE IN FUND BALANCE</b>	<b>146,400.03</b>	<b>-553,129.53</b>		<b>-88,889.79</b>		<b>-341,904.99</b>		<b>0.00</b>	<b>147,850.00</b>	<b>489,754.99</b>



FUND DEPT 2106-010 : PUBL SAFETY SALES TAX FND - COUNTY BOARD

9/9/2022 10:40:51 AM

PERIOD ENDING 8/31/2022

	ACTUAL LAST YEAR			ACTUAL THIS YEAR				ENCUMBRANCE	BUDGET	UNENCUMBERED BALANCE
	CURRENT MONTH	YEAR TO DATE	%	CURRENT MONTH	%	YEAR TO DATE	%			
<b>REVENUES</b>										
4002 LOCAL SALES TAX	617,136.49	1,520,801.33	68	358,600.72	11	1,857,153.06	57	0.00	3,251,717.00	1,394,563.94
4008 INVESTMENT EARNINGS	231.69	624.92	4	0.00	0	9,981.81	499	0.00	2,000.00	-7,981.81
<b>TOTAL REVENUES</b>	<b>617,368.18</b>	<b>1,521,426.25</b>	<b>67</b>	<b>358,600.72</b>	<b>11</b>	<b>1,867,134.87</b>	<b>57</b>	<b>0.00</b>	<b>3,253,717.00</b>	<b>1,386,582.13</b>
<b>EXPENDITURES</b>										
5020 SERVICES	8,333.33	66,666.64	67	87,802.28	10	663,449.58	74	0.00	900,000.00	236,550.42
5050 INTEREST AND FISCAL CHARGES	0.00	475.00	32	0.00	0	277.08	18	0.00	1,500.00	1,222.92
<b>TOTAL EXPENDITURES</b>	<b>8,333.33</b>	<b>67,141.64</b>	<b>66</b>	<b>87,802.28</b>	<b>10</b>	<b>663,726.66</b>	<b>74</b>	<b>0.00</b>	<b>901,500.00</b>	<b>237,773.34</b>
<b>OTHER FINANCING SOURCES (USES)</b>										
7001 OTHER FINANCING USES	-73,984.69	-424,892.82	23	0.00	0	0.00	0	0.00	-1,966,261.00	-1,966,261.00
<b>TOTAL OTHER FINANCING SOURCES (USES)</b>	<b>-73,984.69</b>	<b>-424,892.82</b>		<b>0.00</b>		<b>0.00</b>		<b>0.00</b>	<b>-1,966,261.00</b>	<b>-1,966,261.00</b>
<b>NET CHANGE IN FUND BALANCE</b>	<b>-535,050.16</b>	<b>-1,029,391.79</b>		<b>-270,798.44</b>		<b>-1,203,408.21</b>		<b>0.00</b>	<b>-385,956.00</b>	<b>817,452.21</b>



FUND DEPT 2106-013 : PUBL SAFETY SALES TAX FND - DEBT SERVICE

9/9/2022 10:40:51 AM

PERIOD ENDING 8/31/2022

	ACTUAL LAST YEAR			ACTUAL THIS YEAR				ENCUMBRANCE	BUDGET	UNENCUMBERED BALANCE
	CURRENT MONTH	YEAR TO DATE	%	CURRENT MONTH	%	YEAR TO DATE	%			
<b>REVENUES</b>										
4002 LOCAL SALES TAX	402,198.00	1,206,594.00	50	204,609.00	8	1,227,654.00	50	0.00	2,448,283.00	1,220,629.00
<b>TOTAL REVENUES</b>	<b>402,198.00</b>	<b>1,206,594.00</b>	<b>50</b>	<b>204,609.00</b>	<b>8</b>	<b>1,227,654.00</b>	<b>50</b>	<b>0.00</b>	<b>2,448,283.00</b>	<b>1,220,629.00</b>
<b>EXPENDITURES</b>										
5050 INTEREST AND FISCAL CHARGES	0.00	377,680.31	16	0.00	0	321,641.24	13	0.00	2,448,283.00	2,126,641.76
<b>TOTAL EXPENDITURES</b>	<b>0.00</b>	<b>377,680.31</b>	<b>16</b>	<b>0.00</b>	<b>0</b>	<b>321,641.24</b>	<b>13</b>	<b>0.00</b>	<b>2,448,283.00</b>	<b>2,126,641.76</b>
<b>NET CHANGE IN FUND BALANCE</b>	<b>-402,198.00</b>	<b>-828,913.69</b>		<b>-204,609.00</b>		<b>-906,012.76</b>		<b>0.00</b>	<b>0.00</b>	<b>906,012.76</b>



**FUND DEPT 2106-060 : PUBL SAFETY SALES TAX FND - HIGHWAY**

9/9/2022 10:40:51 AM

**PERIOD ENDING 8/31/2022**


	ACTUAL LAST YEAR			ACTUAL THIS YEAR				ENCUMBRANCE	BUDGET	UNENCUMBERED BALANCE
	CURRENT MONTH	YEAR TO DATE	%	CURRENT MONTH	%	YEAR TO DATE	%			
<b>REVENUES</b>										
<b>TOTAL REVENUES</b>	0.00	0.00	0	0.00	0	0.00	0	0.00	0.00	0.00
<b>NET CHANGE IN FUND BALANCE</b>	0.00	0.00		0.00		0.00		0.00	0.00	0.00



PERIOD ENDING 8/31/2022

	ACTUAL LAST YEAR			ACTUAL THIS YEAR				ENCUMBRANCE	BUDGET	UNENCUMBERED BALANCE
	CURRENT MONTH	YEAR TO DATE	%	CURRENT MONTH	%	YEAR TO DATE	%			
<b>EXPENDITURES</b>										
5020 SERVICES	0.00	26,413.00	66	0.00	0	27,205.38	25	0.00	107,206.00	80,000.62
<b>TOTAL EXPENDITURES</b>	<b>0.00</b>	<b>26,413.00</b>	<b>66</b>	<b>0.00</b>	<b>0</b>	<b>27,205.38</b>	<b>25</b>	<b>0.00</b>	<b>107,206.00</b>	<b>80,000.62</b>
<b>NET CHANGE IN FUND BALANCE</b>	<b>0.00</b>	<b>26,413.00</b>		<b>0.00</b>		<b>27,205.38</b>		<b>0.00</b>	<b>107,206.00</b>	<b>80,000.62</b>





**FUND DEPT 2106-237 : PUBL SAFETY SALES TAX FND - DELINQ PREVENTION GRANTS**

9/9/2022 10:40:51 AM

**PERIOD ENDING 8/31/2022**

	ACTUAL LAST YEAR			ACTUAL THIS YEAR				ENCUMBRANCE	BUDGET	UNENCUMBERED BALANCE
	CURRENT MONTH	YEAR TO DATE	%	CURRENT MONTH	%	YEAR TO DATE	%			
<b>EXPENDITURES</b>										
5020 SERVICES	20,208.33	161,666.64	67	23,229.17	8	185,833.36	67	0.00	278,750.00	92,916.64
<b>TOTAL EXPENDITURES</b>	<b>20,208.33</b>	<b>161,666.64</b>	<b>67</b>	<b>23,229.17</b>	<b>8</b>	<b>185,833.36</b>	<b>67</b>	<b>0.00</b>	<b>278,750.00</b>	<b>92,916.64</b>
<b>NET CHANGE IN FUND BALANCE</b>	<b>20,208.33</b>	<b>161,666.64</b>		<b>23,229.17</b>		<b>185,833.36</b>		<b>0.00</b>	<b>278,750.00</b>	<b>92,916.64</b>



FUND DEPT 2107-010 : GEOGRAPHIC INF SYS FUND (GIS) - COUNTY BOARD

9/9/2022 10:40:51 AM

PERIOD ENDING 8/31/2022

	ACTUAL LAST YEAR			ACTUAL THIS YEAR				ENCUMBRANCE	BUDGET	UNENCUMBERED BALANCE
	CURRENT MONTH	YEAR TO DATE	%	CURRENT MONTH	%	YEAR TO DATE	%			
<b>REVENUES</b>										
4007 CHARGES FOR SERVICES	40,520.00	254,915.00	81	32,647.00	10	191,662.00	58	0.00	330,000.00	138,338.00
4008 INVESTMENT EARNINGS	41.05	114.80	6	0.00	0	1,302.24	651	0.00	200.00	-1,102.24
<b>TOTAL REVENUES</b>	<b>40,561.05</b>	<b>255,029.80</b>	<b>81</b>	<b>32,647.00</b>	<b>10</b>	<b>192,964.24</b>	<b>58</b>	<b>0.00</b>	<b>330,200.00</b>	<b>137,235.76</b>
<b>EXPENDITURES</b>										
5020 SERVICES	74,539.25	174,362.73	52	76,402.75	23	172,080.50	53	0.00	325,986.00	153,905.50
<b>TOTAL EXPENDITURES</b>	<b>74,539.25</b>	<b>174,362.73</b>	<b>52</b>	<b>76,402.75</b>	<b>23</b>	<b>172,080.50</b>	<b>53</b>	<b>0.00</b>	<b>325,986.00</b>	<b>153,905.50</b>
<b>NET CHANGE IN FUND BALANCE</b>	<b>33,978.20</b>	<b>-80,667.07</b>		<b>43,755.75</b>		<b>-20,883.74</b>		<b>0.00</b>	<b>-4,214.00</b>	<b>16,669.74</b>




FUND DEPT 2108-050 : DEVLPMNTL DISABILITY FUND - DEVL MNTL DISABILITY BOARD

9/9/2022 10:40:51 AM

PERIOD ENDING 8/31/2022

	ACTUAL LAST YEAR			ACTUAL THIS YEAR				ENCUMBRANCE	BUDGET	UNENCUMBERED BALANCE
	CURRENT MONTH	YEAR TO DATE	%	CURRENT MONTH	%	YEAR TO DATE	%			
<b>REVENUES</b>										
4001 PROPERTY TAX	43,628.55	2,364,745.17	54	104,447.75	2	2,343,241.88	52	0.00	4,521,334.00	2,178,092.12
4008 INVESTMENT EARNINGS	164.74	467.74	4	0.00	0	4,309.35	431	0.00	1,000.00	-3,309.35
4009 MISCELLANEOUS REVENUES	0.00	0.00	0	0.00	0	0.00	0	0.00	8,000.00	8,000.00
<b>TOTAL REVENUES</b>	<b>43,793.29</b>	<b>2,365,212.91</b>	<b>54</b>	<b>104,447.75</b>	<b>2</b>	<b>2,347,551.23</b>	<b>52</b>	<b>0.00</b>	<b>4,530,334.00</b>	<b>2,182,782.77</b>
<b>EXPENDITURES</b>										
5020 SERVICES	300.00	2,596,501.32	60	1,045,464.00	23	3,093,271.00	69	0.00	4,487,134.00	1,393,863.00
<b>TOTAL EXPENDITURES</b>	<b>300.00</b>	<b>2,596,501.32</b>	<b>60</b>	<b>1,045,464.00</b>	<b>23</b>	<b>3,093,271.00</b>	<b>69</b>	<b>0.00</b>	<b>4,487,134.00</b>	<b>1,393,863.00</b>
<b>OTHER FINANCING SOURCES (USES)</b>										
6001 OTHER FINANCING SOURCES	0.00	0.00	0	0.00	0	0.00	0	0.00	6,800.00	6,800.00
7001 OTHER FINANCING USES	0.00	-50,000.00	100	0.00	0	-50,000.00	100	0.00	-50,000.00	0.00
<b>TOTAL OTHER FINANCING SOURCES (USES)</b>	<b>0.00</b>	<b>-50,000.00</b>		<b>0.00</b>		<b>-50,000.00</b>		<b>0.00</b>	<b>-43,200.00</b>	<b>6,800.00</b>
<b>NET CHANGE IN FUND BALANCE</b>	<b>-43,493.29</b>	<b>281,288.41</b>		<b>941,016.25</b>		<b>795,719.77</b>		<b>0.00</b>	<b>0.00</b>	<b>-795,719.77</b>



FUND DEPT 2110-110 : WORKFORCE DEVELOPMENT FND - WORKFORCE DEVELOPMENT

9/9/2022 10:40:51 AM

PERIOD ENDING 8/31/2022

	ACTUAL LAST YEAR			ACTUAL THIS YEAR				ENCUMBRANCE	BUDGET	UNENCUMBERED BALANCE
	CURRENT MONTH	YEAR TO DATE	%	CURRENT MONTH	%	YEAR TO DATE	%			
<b>REVENUES</b>										
4004 INTERGOVERNMENTAL REVENUE	315,012.53	1,778,748.68	50	7,212.78	0	1,777,115.18	40	0.00	4,466,361.28	2,689,246.10
4007 CHARGES FOR SERVICES	868.97	32,219.27	25	1,262.75	1	69,405.58	50	0.00	138,500.00	69,094.42
<b>TOTAL REVENUES</b>	<b>315,881.50</b>	<b>1,810,967.95</b>	<b>49</b>	<b>8,475.53</b>	<b>0</b>	<b>1,846,520.76</b>	<b>40</b>	<b>0.00</b>	<b>4,604,861.28</b>	<b>2,758,340.52</b>
<b>EXPENDITURES</b>										
5001 SALARIES AND WAGES	81,385.53	525,411.32	70	57,372.26	5	381,158.89	32	0.00	1,209,919.53	828,760.64
5003 FRINGE BENEFITS	28,012.21	119,646.09	46	15,326.36	4	88,883.43	21	0.00	429,071.02	340,187.59
5010 COMMODITIES	111.27	1,910.47	22	0.00	0	4,172.25	50	0.00	8,269.00	4,096.75
5020 SERVICES	130,162.77	1,188,743.99	48	270,231.26	9	1,548,073.79	53	-15,540.21	2,903,972.73	1,355,898.94
8000 CAPITAL OUTLAY	0.00	0.00	0	0.00	0	158,975.00	100	0.00	158,975.00	0.00
<b>TOTAL EXPENDITURES</b>	<b>239,671.78</b>	<b>1,835,711.87</b>	<b>50</b>	<b>342,929.88</b>	<b>7</b>	<b>2,181,263.36</b>	<b>46</b>	<b>-15,540.21</b>	<b>4,710,207.28</b>	<b>2,528,943.92</b>
<b>OTHER FINANCING SOURCES (USES)</b>										
6001 OTHER FINANCING SOURCES	13,721.58	25,996.29	58	0.00	0	0.00	0	0.00	50,000.00	50,000.00
7001 OTHER FINANCING USES	-13,721.58	-25,996.29	52	0.00	0	0.00	0	0.00	-50,000.00	-50,000.00
<b>TOTAL OTHER FINANCING SOURCES (USES)</b>	<b>0.00</b>	<b>0.00</b>		<b>0.00</b>		<b>0.00</b>		<b>0.00</b>	<b>0.00</b>	<b>0.00</b>
<b>NET CHANGE IN FUND BALANCE</b>	<b>-76,209.72</b>	<b>24,743.92</b>		<b>334,454.35</b>		<b>334,742.60</b>		<b>-15,540.21</b>	<b>105,346.00</b>	<b>-229,396.60</b>



**FUND DEPT 2120-060 : HWY IDOT REBUILD GRANT - HIGHWAY**

9/9/2022 10:40:51 AM

**PERIOD ENDING 8/31/2022**

	ACTUAL LAST YEAR			ACTUAL THIS YEAR				ENCUMBRANCE	BUDGET	UNENCUMBERED BALANCE
	CURRENT MONTH	YEAR TO DATE	%	CURRENT MONTH	%	YEAR TO DATE	%			
<b>REVENUES</b>										
4004 INTERGOVERNMENTAL REVENUE	0.00	1,924,899.52	100	0.00	0	962,449.76	50	0.00	1,924,900.00	962,450.24
4008 INVESTMENT EARNINGS	591.32	1,735.41	0	0.00	0	9,619.63	321	0.00	3,000.00	-6,619.63
<b>TOTAL REVENUES</b>	<b>591.32</b>	<b>1,926,634.93</b>	<b>100</b>	<b>0.00</b>	<b>0</b>	<b>972,069.39</b>	<b>50</b>	<b>0.00</b>	<b>1,927,900.00</b>	<b>955,830.61</b>
<b>EXPENDITURES</b>										
8000 CAPITAL OUTLAY	37,114.20	41,288.40	1	0.00	0	771,808.51	18	0.00	4,300,000.00	3,528,191.49
<b>TOTAL EXPENDITURES</b>	<b>37,114.20</b>	<b>41,288.40</b>	<b>1</b>	<b>0.00</b>	<b>0</b>	<b>771,808.51</b>	<b>18</b>	<b>0.00</b>	<b>4,300,000.00</b>	<b>3,528,191.49</b>
<b>NET CHANGE IN FUND BALANCE</b>	<b>36,522.88</b>	<b>-1,885,346.53</b>		<b>0.00</b>		<b>-200,260.88</b>		<b>0.00</b>	<b>2,372,100.00</b>	<b>2,572,360.88</b>



**FUND DEPT 2121-060 : TWP IDOT REBUILD GRANT - HIGHWAY**

9/9/2022 10:40:51 AM

**PERIOD ENDING 8/31/2022**

	ACTUAL LAST YEAR			ACTUAL THIS YEAR				ENCUMBRANCE	BUDGET	UNENCUMBERED BALANCE
	CURRENT MONTH	YEAR TO DATE	%	CURRENT MONTH	%	YEAR TO DATE	%			
<b>REVENUES</b>										
4004 INTERGOVERNMENTAL REVENUE	0.00	1,724,934.74	0	0.00	0	862,467.37	0	0.00	0.00	-862,467.37
4008 INVESTMENT EARNINGS	504.40	1,494.19	0	0.00	0	5,575.37	0	0.00	0.00	-5,575.37
<b>TOTAL REVENUES</b>	<b>504.40</b>	<b>1,726,428.93</b>	<b>0</b>	<b>0.00</b>	<b>0</b>	<b>868,042.74</b>	<b>0</b>	<b>0.00</b>	<b>0.00</b>	<b>-868,042.74</b>
<b>EXPENDITURES</b>										
5020 SERVICES	414,577.48	1,490,068.56	0	417,076.97	3	1,550,321.35	10	0.00	15,000,000.00	13,449,678.65
<b>TOTAL EXPENDITURES</b>	<b>414,577.48</b>	<b>1,490,068.56</b>	<b>0</b>	<b>417,076.97</b>	<b>3</b>	<b>1,550,321.35</b>	<b>10</b>	<b>0.00</b>	<b>15,000,000.00</b>	<b>13,449,678.65</b>
<b>NET CHANGE IN FUND BALANCE</b>	<b>414,073.08</b>	<b>-236,360.37</b>		<b>417,076.97</b>		<b>682,278.61</b>		<b>0.00</b>	<b>15,000,000.00</b>	<b>14,317,721.39</b>



**FUND DEPT 2188-044 : SOCIAL SECURITY FUND - NURSING HOME**

9/9/2022 10:40:51 AM

**PERIOD ENDING 8/31/2022**

	ACTUAL LAST YEAR			ACTUAL THIS YEAR				ENCUMBRANCE	BUDGET	UNENCUMBERED BALANCE
	CURRENT MONTH	YEAR TO DATE	%	CURRENT MONTH	%	YEAR TO DATE	%			
<b>EXPENDITURES</b>										
<b>TOTAL EXPENDITURES</b>	0.00	0.00	0	0.00	0	0.00	0	0.00	0.00	0.00
<b>OTHER FINANCING SOURCES (USES)</b>										
<b>TOTAL OTHER FINANCING SOURCES (USES)</b>	0.00	0.00		0.00		0.00		0.00	0.00	0.00
<b>NET CHANGE IN FUND BALANCE</b>	0.00	0.00		0.00		0.00		0.00	0.00	0.00



FUND DEPT 2188-075 : SOCIAL SECURITY FUND - GENERAL COUNTY

9/9/2022 10:40:51 AM

PERIOD ENDING 8/31/2022

	ACTUAL LAST YEAR			ACTUAL THIS YEAR				ENCUMBRANCE	BUDGET	UNENCUMBERED BALANCE
	CURRENT MONTH	YEAR TO DATE	%	CURRENT MONTH	%	YEAR TO DATE	%			
<b>REVENUES</b>										
4001 PROPERTY TAX	18,034.82	977,519.76	54	43,201.22	2	969,201.43	52	0.00	1,866,521.00	897,319.57
4008 INVESTMENT EARNINGS	52.92	147.16	5	0.00	0	1,213.55	0	0.00	0.00	-1,213.55
<b>TOTAL REVENUES</b>	<b>18,087.74</b>	<b>977,666.92</b>	<b>54</b>	<b>43,201.22</b>	<b>2</b>	<b>970,414.98</b>	<b>52</b>	<b>0.00</b>	<b>1,866,521.00</b>	<b>896,106.02</b>
<b>EXPENDITURES</b>										
5003 FRINGE BENEFITS	212,493.75	1,802,232.47	62	133,847.08	4	1,120,127.27	34	0.00	3,269,747.00	2,149,619.73
<b>TOTAL EXPENDITURES</b>	<b>212,493.75</b>	<b>1,802,232.47</b>	<b>62</b>	<b>133,847.08</b>	<b>4</b>	<b>1,120,127.27</b>	<b>34</b>	<b>0.00</b>	<b>3,269,747.00</b>	<b>2,149,619.73</b>
<b>OTHER FINANCING SOURCES (USES)</b>										
6001 OTHER FINANCING SOURCES	123,970.98	701,137.01	64	0.00	0	-6,302.44	0	0.00	1,403,226.00	1,409,528.44
<b>TOTAL OTHER FINANCING SOURCES (USES)</b>	<b>123,970.98</b>	<b>701,137.01</b>		<b>0.00</b>		<b>-6,302.44</b>		<b>0.00</b>	<b>1,403,226.00</b>	<b>1,409,528.44</b>
<b>NET CHANGE IN FUND BALANCE</b>	<b>70,435.03</b>	<b>123,428.54</b>		<b>90,645.86</b>		<b>156,014.73</b>		<b>0.00</b>	<b>0.00</b>	<b>-156,014.73</b>






FUND DEPT 2474-474 : RPC USDA REVOLVING LOANS - RPC USDA REVOLVING LOANS

9/9/2022 10:40:51 AM

PERIOD ENDING 8/31/2022

	ACTUAL LAST YEAR			ACTUAL THIS YEAR				ENCUMBRANCE	BUDGET	UNENCUMBERED BALANCE
	CURRENT MONTH	YEAR TO DATE	%	CURRENT MONTH	%	YEAR TO DATE	%			
<b>REVENUES</b>										
4008 INVESTMENT EARNINGS	548.01	7,875.75	53	1,568.42	10	10,275.58	69	0.00	15,000.00	4,724.42
<b>TOTAL REVENUES</b>	<b>548.01</b>	<b>7,875.75</b>	<b>53</b>	<b>1,568.42</b>	<b>10</b>	<b>10,275.58</b>	<b>69</b>	<b>0.00</b>	<b>15,000.00</b>	<b>4,724.42</b>
<b>EXPENDITURES</b>										
5020 SERVICES	0.00	0.00	0	0.00	0	0.00	0	0.00	35,000.00	35,000.00
<b>TOTAL EXPENDITURES</b>	<b>0.00</b>	<b>0.00</b>	<b>0</b>	<b>0.00</b>	<b>0</b>	<b>0.00</b>	<b>0</b>	<b>0.00</b>	<b>35,000.00</b>	<b>35,000.00</b>
<b>OTHER FINANCING SOURCES (USES)</b>										
7001 OTHER FINANCING USES	-1,219.89	-3,644.64	52	0.00	0	-2,422.44	35	0.00	-7,000.00	-4,577.56
<b>TOTAL OTHER FINANCING SOURCES (USES)</b>	<b>-1,219.89</b>	<b>-3,644.64</b>		<b>0.00</b>		<b>-2,422.44</b>		<b>0.00</b>	<b>-7,000.00</b>	<b>-4,577.56</b>
<b>NET CHANGE IN FUND BALANCE</b>	<b>671.88</b>	<b>-4,231.11</b>		<b>-1,568.42</b>		<b>-7,853.14</b>		<b>0.00</b>	<b>27,000.00</b>	<b>34,853.14</b>



FUND DEPT 2475-475 : RPC ECON DEVELOPMNT LOANS - RPC ECON DEVELOPMNT LOANS

9/9/2022 10:40:51 AM

PERIOD ENDING 8/31/2022

	ACTUAL LAST YEAR			ACTUAL THIS YEAR				ENCUMBRANCE	BUDGET	UNENCUMBERED BALANCE
	CURRENT MONTH	YEAR TO DATE	%	CURRENT MONTH	%	YEAR TO DATE	%			
<b>REVENUES</b>										
4008 INVESTMENT EARNINGS	7,860.49	86,917.39	98	13,694.94	12	90,545.93	82	0.00	110,500.00	19,954.07
<b>TOTAL REVENUES</b>	<b>7,860.49</b>	<b>86,917.39</b>	<b>26</b>	<b>13,694.94</b>	<b>12</b>	<b>90,545.93</b>	<b>82</b>	<b>0.00</b>	<b>110,500.00</b>	<b>19,954.07</b>
<b>EXPENDITURES</b>										
5020 SERVICES	0.00	0.00	0	0.00	0	0.00	0	0.00	155,000.00	155,000.00
<b>TOTAL EXPENDITURES</b>	<b>0.00</b>	<b>0.00</b>	<b>0</b>	<b>0.00</b>	<b>0</b>	<b>0.00</b>	<b>0</b>	<b>0.00</b>	<b>155,000.00</b>	<b>155,000.00</b>
<b>OTHER FINANCING SOURCES (USES)</b>										
6001 OTHER FINANCING SOURCES	0.00	0.00	0	0.00	0	0.00	0	0.00	500,000.00	500,000.00
7001 OTHER FINANCING USES	-1,922.62	-21,077.68	22	-577.85	1	-1,759.71	2	0.00	-78,500.00	-76,740.29
<b>TOTAL OTHER FINANCING SOURCES (USES)</b>	<b>-1,922.62</b>	<b>-21,077.68</b>		<b>-577.85</b>		<b>-1,759.71</b>		<b>0.00</b>	<b>421,500.00</b>	<b>423,259.71</b>
<b>NET CHANGE IN FUND BALANCE</b>	<b>-5,937.87</b>	<b>-65,839.71</b>		<b>-13,117.09</b>		<b>-88,786.22</b>		<b>0.00</b>	<b>-377,000.00</b>	<b>-288,213.78</b>



FUND DEPT 2610-026 : WORKING CASH FUND - COUNTY TREASURER

9/9/2022 10:40:51 AM

PERIOD ENDING 8/31/2022

	ACTUAL LAST YEAR			ACTUAL THIS YEAR				ENCUMBRANCE	BUDGET	UNENCUMBERED BALANCE
	CURRENT MONTH	YEAR TO DATE	%	CURRENT MONTH	%	YEAR TO DATE	%			
<b>REVENUES</b>										
4008 INVESTMENT EARNINGS	37.97	104.96	1	0.00	0	1,046.12	15	0.00	7,000.00	5,953.88
<b>TOTAL REVENUES</b>	<b>37.97</b>	<b>104.96</b>	<b>1</b>	<b>0.00</b>	<b>0</b>	<b>1,046.12</b>	<b>15</b>	<b>0.00</b>	<b>7,000.00</b>	<b>5,953.88</b>
<b>OTHER FINANCING SOURCES (USES)</b>										
7001 OTHER FINANCING USES	0.00	0.00	0	0.00	0	0.00	0	0.00	-7,000.00	-7,000.00
<b>TOTAL OTHER FINANCING SOURCES (USES)</b>	<b>0.00</b>	<b>0.00</b>		<b>0.00</b>		<b>0.00</b>		<b>0.00</b>	<b>-7,000.00</b>	<b>-7,000.00</b>
<b>NET CHANGE IN FUND BALANCE</b>	<b>-37.97</b>	<b>-104.96</b>		<b>0.00</b>		<b>-1,046.12</b>		<b>0.00</b>	<b>0.00</b>	<b>1,046.12</b>



FUND DEPT 2611-022 : COUNTY CLK SURCHARGE FUND - COUNTY CLERK

9/9/2022 10:40:51 AM

PERIOD ENDING 8/31/2022

	ACTUAL LAST YEAR			ACTUAL THIS YEAR				ENCUMBRANCE	BUDGET	UNENCUMBERED BALANCE
	CURRENT MONTH	YEAR TO DATE	%	CURRENT MONTH	%	YEAR TO DATE	%			
<b>REVENUES</b>										
4007 CHARGES FOR SERVICES	1,150.00	7,032.00	59	1,064.00	9	6,872.00	57	0.00	12,000.00	5,128.00
<b>TOTAL REVENUES</b>	<b>1,150.00</b>	<b>7,032.00</b>	<b>59</b>	<b>1,064.00</b>	<b>9</b>	<b>6,872.00</b>	<b>57</b>	<b>0.00</b>	<b>12,000.00</b>	<b>5,128.00</b>
<b>EXPENDITURES</b>										
5020 SERVICES	1,150.00	7,032.00	59	2,364.00	20	8,172.00	68	0.00	12,000.00	3,828.00
<b>TOTAL EXPENDITURES</b>	<b>1,150.00</b>	<b>7,032.00</b>	<b>59</b>	<b>2,364.00</b>	<b>20</b>	<b>8,172.00</b>	<b>68</b>	<b>0.00</b>	<b>12,000.00</b>	<b>3,828.00</b>
<b>NET CHANGE IN FUND BALANCE</b>	<b>0.00</b>	<b>0.00</b>		<b>1,300.00</b>		<b>1,300.00</b>		<b>0.00</b>	<b>0.00</b>	<b>-1,300.00</b>



**FUND DEPT 2612-040 : SHERIFF DRUG FORFEITURES - SHERIFF**

9/9/2022 10:40:51 AM

**PERIOD ENDING 8/31/2022**

	ACTUAL LAST YEAR			ACTUAL THIS YEAR				ENCUMBRANCE	BUDGET	UNENCUMBERED BALANCE
	CURRENT MONTH	YEAR TO DATE	%	CURRENT MONTH	%	YEAR TO DATE	%			
<b>REVENUES</b>										
4005 FINES AND FORFEITURES	7,263.81	16,723.92	167	0.00	0	896.36	9	0.00	10,000.00	9,103.64
4008 INVESTMENT EARNINGS	11.00	30.45	2	0.00	0	331.99	664	0.00	50.00	-281.99
<b>TOTAL REVENUES</b>	<b>7,274.81</b>	<b>16,754.37</b>	<b>142</b>	<b>0.00</b>	<b>0</b>	<b>1,228.35</b>	<b>12</b>	<b>0.00</b>	<b>10,050.00</b>	<b>8,821.65</b>
<b>EXPENDITURES</b>										
5010 COMMODITIES	675.43	4,891.35	61	1,191.77	15	4,210.59	53	0.00	8,000.00	3,789.41
5020 SERVICES	179.00	716.06	4	178.62	1	894.27	5	0.00	18,000.00	17,105.73
<b>TOTAL EXPENDITURES</b>	<b>854.43</b>	<b>5,607.41</b>	<b>22</b>	<b>1,370.39</b>	<b>5</b>	<b>5,104.86</b>	<b>20</b>	<b>0.00</b>	<b>26,000.00</b>	<b>20,895.14</b>
<b>OTHER FINANCING SOURCES (USES)</b>										
<b>TOTAL OTHER FINANCING SOURCES (USES)</b>	<b>0.00</b>	<b>0.00</b>		<b>0.00</b>		<b>0.00</b>		<b>0.00</b>	<b>0.00</b>	<b>0.00</b>
<b>NET CHANGE IN FUND BALANCE</b>	<b>-6,420.38</b>	<b>-11,146.96</b>		<b>1,370.39</b>		<b>3,876.51</b>		<b>0.00</b>	<b>15,950.00</b>	<b>12,073.49</b>



FUND DEPT 2613-030 : COURT'S AUTOMATION FUND - CIRCUIT CLERK

9/9/2022 10:40:51 AM

PERIOD ENDING 8/31/2022

	ACTUAL LAST YEAR			ACTUAL THIS YEAR				ENCUMBRANCE	BUDGET	UNENCUMBERED BALANCE
	CURRENT MONTH	YEAR TO DATE	%	CURRENT MONTH	%	YEAR TO DATE	%			
<b>REVENUES</b>										
4004 INTERGOVERNMENTAL REVENUE	0.00	0.00	0	0.00	0	0.00	0	0.00	28,622.78	28,622.78
4007 CHARGES FOR SERVICES	18,772.84	143,876.85	58	0.00	0	71,683.40	32	0.00	225,190.00	153,506.60
4008 INVESTMENT EARNINGS	8.46	25.05	3	0.00	0	61.35	0	0.00	0.00	-61.35
<b>TOTAL REVENUES</b>	<b>18,781.30</b>	<b>143,901.90</b>	<b>50</b>	<b>0.00</b>	<b>0</b>	<b>71,744.75</b>	<b>28</b>	<b>0.00</b>	<b>253,812.78</b>	<b>182,068.03</b>
<b>EXPENDITURES</b>										
5010 COMMODITIES	0.00	4,887.76	49	96.70	2	96.70	2	0.00	3,925.00	3,828.30
5020 SERVICES	32.95	213,917.74	91	2,260.00	1	199,457.69	89	0.00	223,095.31	23,637.62
8000 CAPITAL OUTLAY	87,500.00	87,500.00	71	0.00	0	28,514.56	59	0.00	48,406.47	19,891.91
<b>TOTAL EXPENDITURES</b>	<b>87,532.95</b>	<b>306,305.50</b>	<b>83</b>	<b>2,356.70</b>	<b>1</b>	<b>228,068.95</b>	<b>83</b>	<b>0.00</b>	<b>275,426.78</b>	<b>47,357.83</b>
<b>OTHER FINANCING SOURCES (USES)</b>										
<b>TOTAL OTHER FINANCING SOURCES (USES)</b>	<b>0.00</b>	<b>0.00</b>		<b>0.00</b>		<b>0.00</b>		<b>0.00</b>	<b>0.00</b>	<b>0.00</b>
<b>NET CHANGE IN FUND BALANCE</b>	<b>68,751.65</b>	<b>162,403.60</b>		<b>2,356.70</b>		<b>156,324.20</b>		<b>0.00</b>	<b>21,614.00</b>	<b>-134,710.20</b>



FUND DEPT 2614-023 : RECORDER'S AUTOMATION FND - RECORDER

9/9/2022 10:40:51 AM

PERIOD ENDING 8/31/2022

	ACTUAL LAST YEAR			ACTUAL THIS YEAR				ENCUMBRANCE	BUDGET	UNENCUMBERED BALANCE
	CURRENT MONTH	YEAR TO DATE	%	CURRENT MONTH	%	YEAR TO DATE	%			
<b>REVENUES</b>										
4007 CHARGES FOR SERVICES	26,969.02	147,949.20	85	15,435.58	9	108,191.29	60	0.00	180,000.00	71,808.71
4008 INVESTMENT EARNINGS	42.54	117.55	2	0.00	0	1,289.91	26	0.00	5,000.00	3,710.09
<b>TOTAL REVENUES</b>	<b>27,011.56</b>	<b>148,066.75</b>	<b>82</b>	<b>15,435.58</b>	<b>8</b>	<b>109,481.20</b>	<b>59</b>	<b>0.00</b>	<b>185,000.00</b>	<b>75,518.80</b>
<b>EXPENDITURES</b>										
5001 SALARIES AND WAGES	6,235.61	50,885.78	56	1,020.68	4	8,848.40	35	0.00	25,611.00	16,762.60
5003 FRINGE BENEFITS	298.90	1,876.42	47	207.13	5	1,347.84	36	0.00	3,783.00	2,435.16
5010 COMMODITIES	93.41	365.22	3	0.00	0	3,636.93	21	0.00	17,500.00	13,863.07
5020 SERVICES	2,609.83	39,455.14	53	3,815.28	5	39,812.58	56	0.00	70,600.00	30,787.42
8000 CAPITAL OUTLAY	0.00	55,600.00	100	0.00	0	61,600.00	100	0.00	61,600.00	0.00
<b>TOTAL EXPENDITURES</b>	<b>9,237.75</b>	<b>148,182.56</b>	<b>62</b>	<b>5,043.09</b>	<b>3</b>	<b>115,245.75</b>	<b>64</b>	<b>0.00</b>	<b>179,094.00</b>	<b>63,848.25</b>
<b>NET CHANGE IN FUND BALANCE</b>	<b>-17,773.81</b>	<b>115.81</b>		<b>-10,392.49</b>		<b>5,764.55</b>		<b>0.00</b>	<b>-5,906.00</b>	<b>-11,670.55</b>



**FUND DEPT 2615-036 : PUBLIC DEFENDER AUTOMATN - PUBLIC DEFENDER**

9/9/2022 10:40:51 AM

**PERIOD ENDING 8/31/2022**

	ACTUAL LAST YEAR			ACTUAL THIS YEAR				ENCUMBRANCE	BUDGET	UNENCUMBERED BALANCE
	CURRENT MONTH	YEAR TO DATE	%	CURRENT MONTH	%	YEAR TO DATE	%			
<b>REVENUES</b>										
4007 CHARGES FOR SERVICES	56.00	562.50	141	0.00	0	136.00	21	0.00	650.00	514.00
<b>TOTAL REVENUES</b>	<b>56.00</b>	<b>562.50</b>	<b>141</b>	<b>0.00</b>	<b>0</b>	<b>136.00</b>	<b>21</b>	<b>0.00</b>	<b>650.00</b>	<b>514.00</b>
<b>EXPENDITURES</b>										
<b>TOTAL EXPENDITURES</b>	<b>0.00</b>	<b>0.00</b>	<b>0</b>	<b>0.00</b>	<b>0</b>	<b>0.00</b>	<b>0</b>	<b>0.00</b>	<b>0.00</b>	<b>0.00</b>
<b>NET CHANGE IN FUND BALANCE</b>	<b>-56.00</b>	<b>-562.50</b>		<b>0.00</b>		<b>-136.00</b>		<b>0.00</b>	<b>-650.00</b>	<b>-514.00</b>





FUND DEPT 2617-030 : CHILD SUPPORT SERV FUND - CIRCUIT CLERK

9/9/2022 10:40:51 AM

PERIOD ENDING 8/31/2022

	ACTUAL LAST YEAR			ACTUAL THIS YEAR				ENCUMBRANCE	BUDGET	UNENCUMBERED BALANCE
	CURRENT MONTH	YEAR TO DATE	%	CURRENT MONTH	%	YEAR TO DATE	%			
<b>REVENUES</b>										
4007 CHARGES FOR SERVICES	251.00	9,302.00	56	0.00	0	144.00	1	0.00	18,102.00	17,958.00
4008 INVESTMENT EARNINGS	6.03	16.47	0	0.00	0	144.90	0	0.00	0.00	-144.90
<b>TOTAL REVENUES</b>	<b>257.03</b>	<b>9,318.47</b>	<b>56</b>	<b>0.00</b>	<b>0</b>	<b>288.90</b>	<b>2</b>	<b>0.00</b>	<b>18,102.00</b>	<b>17,813.10</b>
<b>EXPENDITURES</b>										
5001 SALARIES AND WAGES	0.00	15,604.15	44	0.00	0	0.00	0	0.00	0.00	0.00
5010 COMMODITIES	0.00	0.00	0	0.00	0	0.00	0	0.00	4,500.00	4,500.00
5020 SERVICES	0.00	0.00	0	0.00	0	5,000.00	37	0.00	13,425.00	8,425.00
<b>TOTAL EXPENDITURES</b>	<b>0.00</b>	<b>15,604.15</b>	<b>44</b>	<b>0.00</b>	<b>0</b>	<b>5,000.00</b>	<b>28</b>	<b>0.00</b>	<b>17,925.00</b>	<b>12,925.00</b>
<b>OTHER FINANCING SOURCES (USES)</b>										
<b>TOTAL OTHER FINANCING SOURCES (USES)</b>	<b>0.00</b>	<b>0.00</b>		<b>0.00</b>		<b>0.00</b>		<b>0.00</b>	<b>0.00</b>	<b>0.00</b>
<b>NET CHANGE IN FUND BALANCE</b>	<b>-257.03</b>	<b>6,285.68</b>		<b>0.00</b>		<b>4,711.10</b>		<b>0.00</b>	<b>-177.00</b>	<b>-4,888.10</b>




**FUND DEPT 2618-051 : PROBATION SERVICES FUND - JUVENILE DETENTION CENTER**

9/9/2022 10:40:51 AM

**PERIOD ENDING 8/31/2022**

	ACTUAL LAST YEAR			ACTUAL THIS YEAR				ENCUMBRANCE	BUDGET	UNENCUMBERED BALANCE
	CURRENT MONTH	YEAR TO DATE	%	CURRENT MONTH	%	YEAR TO DATE	%			
<b>REVENUES</b>										
4007 CHARGES FOR SERVICES	2,651.79	27,572.18	66	0.00	0	11,283.80	25	0.00	45,000.00	33,716.20
<b>TOTAL REVENUES</b>	<b>2,651.79</b>	<b>27,572.18</b>	<b>66</b>	<b>0.00</b>	<b>0</b>	<b>11,283.80</b>	<b>25</b>	<b>0.00</b>	<b>45,000.00</b>	<b>33,716.20</b>
<b>EXPENDITURES</b>										
5010 COMMODITIES	0.00	2,202.10	100	0.00	0	0.00	0	0.00	0.00	0.00
5020 SERVICES	0.00	0.00	0	0.00	0	0.00	0	0.00	50,000.00	50,000.00
<b>TOTAL EXPENDITURES</b>	<b>0.00</b>	<b>2,202.10</b>	<b>4</b>	<b>0.00</b>	<b>0</b>	<b>0.00</b>	<b>0</b>	<b>0.00</b>	<b>50,000.00</b>	<b>50,000.00</b>
<b>OTHER FINANCING SOURCES (USES)</b>										
<b>TOTAL OTHER FINANCING SOURCES (USES)</b>	<b>0.00</b>	<b>0.00</b>		<b>0.00</b>		<b>0.00</b>		<b>0.00</b>	<b>0.00</b>	<b>0.00</b>
<b>NET CHANGE IN FUND BALANCE</b>	<b>-2,651.79</b>	<b>-25,370.08</b>		<b>0.00</b>		<b>-11,283.80</b>		<b>0.00</b>	<b>5,000.00</b>	<b>16,283.80</b>



FUND DEPT 2618-052 : PROBATION SERVICES FUND - COURT SERVICES -PROBATION

9/9/2022 10:40:51 AM

PERIOD ENDING 8/31/2022

	ACTUAL LAST YEAR			ACTUAL THIS YEAR				ENCUMBRANCE	BUDGET	UNENCUMBERED BALANCE
	CURRENT MONTH	YEAR TO DATE	%	CURRENT MONTH	%	YEAR TO DATE	%			
<b>REVENUES</b>										
4007 CHARGES FOR SERVICES	46,185.54	300,677.97	75	0.00	0	110,801.02	30	0.00	375,000.00	264,198.98
4008 INVESTMENT EARNINGS	151.63	421.20	3	0.00	0	5,097.15	680	0.00	750.00	-4,347.15
4009 MISCELLANEOUS REVENUES	0.00	115.00	1	0.00	0	300.00	3	0.00	10,500.00	10,200.00
<b>TOTAL REVENUES</b>	<b>46,337.17</b>	<b>301,214.17</b>	<b>71</b>	<b>0.00</b>	<b>0</b>	<b>116,198.17</b>	<b>30</b>	<b>0.00</b>	<b>386,250.00</b>	<b>270,051.83</b>
<b>EXPENDITURES</b>										
5010 COMMODITIES	9,480.22	29,356.36	36	1,637.27	2	23,299.56	27	0.00	84,750.00	61,450.44
5020 SERVICES	7,425.82	57,380.71	19	7,610.46	3	58,584.32	20	0.00	292,750.00	234,165.68
8000 CAPITAL OUTLAY	0.00	0.00	0	0.00	0	0.00	0	0.00	36,500.00	36,500.00
<b>TOTAL EXPENDITURES</b>	<b>16,906.04</b>	<b>86,737.07</b>	<b>21</b>	<b>9,247.73</b>	<b>2</b>	<b>81,883.88</b>	<b>20</b>	<b>0.00</b>	<b>414,000.00</b>	<b>332,116.12</b>
<b>OTHER FINANCING SOURCES (USES)</b>										
7001 OTHER FINANCING USES	-10,000.00	-10,000.00	100	0.00	0	0.00	0	0.00	-10,000.00	-10,000.00
<b>TOTAL OTHER FINANCING SOURCES (USES)</b>	<b>-10,000.00</b>	<b>-10,000.00</b>		<b>0.00</b>		<b>0.00</b>		<b>0.00</b>	<b>-10,000.00</b>	<b>-10,000.00</b>
<b>NET CHANGE IN FUND BALANCE</b>	<b>-19,431.13</b>	<b>-204,477.10</b>		<b>9,247.73</b>		<b>-34,314.29</b>		<b>0.00</b>	<b>37,750.00</b>	<b>72,064.29</b>



FUND DEPT 2619-026 : TAX SALE AUTOMATION FUND - COUNTY TREASURER

9/9/2022 10:40:51 AM

PERIOD ENDING 8/31/2022

	ACTUAL LAST YEAR			ACTUAL THIS YEAR				ENCUMBRANCE	BUDGET	UNENCUMBERED BALANCE
	CURRENT MONTH	YEAR TO DATE	%	CURRENT MONTH	%	YEAR TO DATE	%			
<b>REVENUES</b>										
4007 CHARGES FOR SERVICES	229.00	4,912.06	19	478.10	2	7,244.60	36	0.00	20,000.00	12,755.40
4008 INVESTMENT EARNINGS	0.75	2.07	2	0.00	0	39.22	20	0.00	200.00	160.78
<b>TOTAL REVENUES</b>	<b>229.75</b>	<b>4,914.13</b>	<b>19</b>	<b>478.10</b>	<b>2</b>	<b>7,283.82</b>	<b>36</b>	<b>0.00</b>	<b>20,200.00</b>	<b>12,916.18</b>
<b>EXPENDITURES</b>										
5001 SALARIES AND WAGES	1,738.50	5,248.50	62	3,057.00	41	11,628.00	155	0.00	7,500.00	-4,128.00
5003 FRINGE BENEFITS	146.82	479.56	52	350.70	43	1,028.53	125	0.00	824.00	-204.53
5010 COMMODITIES	0.00	0.00	0	0.00	0	0.00	0	0.00	1,100.00	1,100.00
5020 SERVICES	0.00	885.16	68	0.00	0	75.00	4	0.00	2,000.00	1,925.00
<b>TOTAL EXPENDITURES</b>	<b>1,885.32</b>	<b>6,613.22</b>	<b>35</b>	<b>3,407.70</b>	<b>30</b>	<b>12,731.53</b>	<b>111</b>	<b>0.00</b>	<b>11,424.00</b>	<b>-1,307.53</b>
<b>NET CHANGE IN FUND BALANCE</b>	<b>1,655.57</b>	<b>1,699.09</b>		<b>2,929.60</b>		<b>5,447.71</b>		<b>0.00</b>	<b>-8,776.00</b>	<b>-14,223.71</b>



FUND DEPT 2621-041 : STS ATTY DRUG FORFEITURES - STATES ATTORNEY

9/9/2022 10:40:51 AM

PERIOD ENDING 8/31/2022

	ACTUAL LAST YEAR			ACTUAL THIS YEAR				ENCUMBRANCE	BUDGET	UNENCUMBERED BALANCE
	CURRENT MONTH	YEAR TO DATE	%	CURRENT MONTH	%	YEAR TO DATE	%			
<b>REVENUES</b>										
4005 FINES AND FORFEITURES	0.00	57,583.46	240	300.25	1	49,715.31	207	0.00	24,000.00	-25,715.31
4008 INVESTMENT EARNINGS	16.62	45.94	131	0.00	0	372.62	0	0.00	0.00	-372.62
<b>TOTAL REVENUES</b>	<b>16.62</b>	<b>57,629.40</b>	<b>240</b>	<b>300.25</b>	<b>1</b>	<b>50,087.93</b>	<b>209</b>	<b>0.00</b>	<b>24,000.00</b>	<b>-26,087.93</b>
<b>EXPENDITURES</b>										
5010 COMMODITIES	4,448.84	48,618.94	80	3,588.91	6	12,509.35	22	0.00	56,200.00	43,690.65
5020 SERVICES	2,393.00	11,792.55	27	1,116.00	2	18,000.40	38	0.00	47,975.00	29,974.60
<b>TOTAL EXPENDITURES</b>	<b>6,841.84</b>	<b>60,411.49</b>	<b>58</b>	<b>4,704.91</b>	<b>5</b>	<b>30,509.75</b>	<b>29</b>	<b>0.00</b>	<b>104,175.00</b>	<b>73,665.25</b>
<b>OTHER FINANCING SOURCES (USES)</b>										
<b>TOTAL OTHER FINANCING SOURCES (USES)</b>	<b>0.00</b>	<b>0.00</b>		<b>0.00</b>		<b>0.00</b>		<b>0.00</b>	<b>0.00</b>	<b>0.00</b>
<b>NET CHANGE IN FUND BALANCE</b>	<b>6,825.22</b>	<b>2,782.09</b>		<b>4,404.66</b>		<b>-19,578.18</b>		<b>0.00</b>	<b>80,175.00</b>	<b>99,753.18</b>



FUND DEPT 2627-026 : PROPERTY TAX INT FEE FUND - COUNTY TREASURER

9/9/2022 10:40:51 AM

PERIOD ENDING 8/31/2022

	ACTUAL LAST YEAR			ACTUAL THIS YEAR				ENCUMBRANCE	BUDGET	UNENCUMBERED BALANCE
	CURRENT MONTH	YEAR TO DATE	%	CURRENT MONTH	%	YEAR TO DATE	%			
<b>REVENUES</b>										
4007 CHARGES FOR SERVICES	0.00	540.00	1	0.00	0	240.00	0	0.00	55,000.00	54,760.00
4008 INVESTMENT EARNINGS	11.79	4,329.12	433	0.00	0	58.63	3	0.00	2,000.00	1,941.37
<b>TOTAL REVENUES</b>	<b>11.79</b>	<b>4,869.12</b>	<b>9</b>	<b>0.00</b>	<b>0</b>	<b>298.63</b>	<b>1</b>	<b>0.00</b>	<b>57,000.00</b>	<b>56,701.37</b>
<b>OTHER FINANCING SOURCES (USES)</b>										
7001 OTHER FINANCING USES	0.00	0.00	0	0.00	0	0.00	0	0.00	-57,000.00	-57,000.00
<b>TOTAL OTHER FINANCING SOURCES (USES)</b>	<b>0.00</b>	<b>0.00</b>		<b>0.00</b>		<b>0.00</b>		<b>0.00</b>	<b>-57,000.00</b>	<b>-57,000.00</b>
<b>NET CHANGE IN FUND BALANCE</b>	<b>-11.79</b>	<b>-4,869.12</b>		<b>0.00</b>		<b>-298.63</b>		<b>0.00</b>	<b>0.00</b>	<b>298.63</b>



FUND DEPT 2628-022 : ELECTN ASSIST/ACCESSIBLTY - COUNTY CLERK

9/9/2022 10:40:51 AM

PERIOD ENDING 8/31/2022

	ACTUAL LAST YEAR			ACTUAL THIS YEAR				ENCUMBRANCE	BUDGET	UNENCUMBERED BALANCE
	CURRENT MONTH	YEAR TO DATE	%	CURRENT MONTH	%	YEAR TO DATE	%			
<b>REVENUES</b>										
4004 INTERGOVERNMENTAL REVENUE	0.00	88,460.70	42	789.75	0	77,461.30	35	0.00	221,768.00	144,306.70
<b>TOTAL REVENUES</b>	<b>0.00</b>	<b>88,460.70</b>	<b>42</b>	<b>789.75</b>	<b>0</b>	<b>77,461.30</b>	<b>35</b>	<b>0.00</b>	<b>221,768.00</b>	<b>144,306.70</b>
<b>EXPENDITURES</b>										
5001 SALARIES AND WAGES	0.00	0.00	0	3,881.17	11	14,989.34	43	0.00	34,800.00	19,810.66
5003 FRINGE BENEFITS	0.00	0.00	0	441.89	14	1,351.58	44	0.00	3,050.00	1,698.42
5010 COMMODITIES	0.00	21,638.78	61	0.00	0	67,679.19	63	0.00	106,800.00	39,120.81
5020 SERVICES	394.35	53,116.03	45	3,684.42	5	18,638.80	24	0.00	77,118.00	58,479.20
<b>TOTAL EXPENDITURES</b>	<b>394.35</b>	<b>74,754.81</b>	<b>36</b>	<b>8,007.48</b>	<b>4</b>	<b>102,658.91</b>	<b>46</b>	<b>0.00</b>	<b>221,768.00</b>	<b>119,109.09</b>
<b>OTHER FINANCING SOURCES (USES)</b>										
<b>TOTAL OTHER FINANCING SOURCES (USES)</b>	<b>0.00</b>	<b>0.00</b>		<b>0.00</b>		<b>0.00</b>		<b>0.00</b>	<b>0.00</b>	<b>0.00</b>
<b>NET CHANGE IN FUND BALANCE</b>	<b>394.35</b>	<b>-13,705.89</b>		<b>7,217.73</b>		<b>25,197.61</b>		<b>0.00</b>	<b>0.00</b>	<b>-25,197.61</b>



FUND DEPT 2629-010 : COUNTY HISTORICAL FUND - COUNTY BOARD

9/9/2022 10:40:51 AM

PERIOD ENDING 8/31/2022

	ACTUAL LAST YEAR			ACTUAL THIS YEAR				ENCUMBRANCE	BUDGET	UNENCUMBERED BALANCE
	CURRENT MONTH	YEAR TO DATE	%	CURRENT MONTH	%	YEAR TO DATE	%			
<b>REVENUES</b>										
4008 INVESTMENT EARNINGS	0.90	2.47	4	0.00	0	24.72	247	0.00	10.00	-14.72
<b>TOTAL REVENUES</b>	<b>0.90</b>	<b>2.47</b>	<b>4</b>	<b>0.00</b>	<b>0</b>	<b>24.72</b>	<b>247</b>	<b>0.00</b>	<b>10.00</b>	<b>-14.72</b>
<b>EXPENDITURES</b>										
<b>TOTAL EXPENDITURES</b>	<b>0.00</b>	<b>0.00</b>	<b>0</b>	<b>0.00</b>	<b>0</b>	<b>0.00</b>	<b>0</b>	<b>0.00</b>	<b>0.00</b>	<b>0.00</b>
<b>NET CHANGE IN FUND BALANCE</b>	<b>-0.90</b>	<b>-2.47</b>		<b>0.00</b>		<b>-24.72</b>		<b>0.00</b>	<b>-10.00</b>	<b>14.72</b>





FUND DEPT 2630-030 : CIR CLK OPERATION & ADMIN - CIRCUIT CLERK

9/9/2022 10:40:51 AM

PERIOD ENDING 8/31/2022

	ACTUAL LAST YEAR			ACTUAL THIS YEAR				ENCUMBRANCE	BUDGET	UNENCUMBERED BALANCE
	CURRENT MONTH	YEAR TO DATE	%	CURRENT MONTH	%	YEAR TO DATE	%			
<b>REVENUES</b>										
4007 CHARGES FOR SERVICES	14,510.83	162,190.08	65	0.00	0	373,172.63	140	0.00	265,824.00	-107,348.63
4008 INVESTMENT EARNINGS	4.26	11.17	0	0.00	0	617.12	0	0.00	0.00	-617.12
4009 MISCELLANEOUS REVENUES	0.00	7,383.34	0	0.00	0	0.00	0	0.00	0.00	0.00
<b>TOTAL REVENUES</b>	<b>14,515.09</b>	<b>169,584.59</b>	<b>68</b>	<b>0.00</b>	<b>0</b>	<b>373,789.75</b>	<b>141</b>	<b>0.00</b>	<b>265,824.00</b>	<b>-107,965.75</b>
<b>EXPENDITURES</b>										
5001 SALARIES AND WAGES	8,229.00	68,300.70	37	0.00	0	75,935.92	71	0.00	106,978.00	31,042.08
5003 FRINGE BENEFITS	2,656.52	16,547.73	60	975.62	4	16,130.64	62	0.00	26,154.00	10,023.36
5010 COMMODITIES	642.52	6,455.23	16	189.63	0	32,561.45	40	0.00	81,439.67	48,878.22
5020 SERVICES	0.00	714.44	6	4,478.50	6	47,736.46	63	0.00	75,278.33	27,541.87
<b>TOTAL EXPENDITURES</b>	<b>11,528.04</b>	<b>92,018.10</b>	<b>35</b>	<b>5,643.75</b>	<b>2</b>	<b>172,364.47</b>	<b>59</b>	<b>0.00</b>	<b>289,850.00</b>	<b>117,485.53</b>
<b>OTHER FINANCING SOURCES (USES)</b>										
<b>TOTAL OTHER FINANCING SOURCES (USES)</b>	<b>0.00</b>	<b>0.00</b>		<b>0.00</b>		<b>0.00</b>		<b>0.00</b>	<b>0.00</b>	<b>0.00</b>
<b>NET CHANGE IN FUND BALANCE</b>	<b>-2,987.05</b>	<b>-77,566.49</b>		<b>5,643.75</b>		<b>-201,425.28</b>		<b>0.00</b>	<b>24,026.00</b>	<b>225,451.28</b>



FUND DEPT 2632-030 : CIR CLK ELCTRNC CITATIONS - CIRCUIT CLERK

9/9/2022 10:40:51 AM

PERIOD ENDING 8/31/2022

	ACTUAL LAST YEAR			ACTUAL THIS YEAR				ENCUMBRANCE	BUDGET	UNENCUMBERED BALANCE
	CURRENT MONTH	YEAR TO DATE	%	CURRENT MONTH	%	YEAR TO DATE	%			
<b>REVENUES</b>										
4007 CHARGES FOR SERVICES	4,975.27	35,477.60	71	0.00	0	15,575.46	28	0.00	54,906.00	39,330.54
4008 INVESTMENT EARNINGS	17.51	48.11	14	0.00	0	642.81	0	0.00	0.00	-642.81
<b>TOTAL REVENUES</b>	<b>4,992.78</b>	<b>35,525.71</b>	<b>71</b>	<b>0.00</b>	<b>0</b>	<b>16,218.27</b>	<b>30</b>	<b>0.00</b>	<b>54,906.00</b>	<b>38,687.73</b>
<b>EXPENDITURES</b>										
5020 SERVICES	0.00	0.00	0	0.00	0	0.00	0	0.00	30,000.00	30,000.00
8000 CAPITAL OUTLAY	0.00	0.00	0	0.00	0	0.00	0	0.00	20,000.00	20,000.00
<b>TOTAL EXPENDITURES</b>	<b>0.00</b>	<b>0.00</b>	<b>0</b>	<b>0.00</b>	<b>0</b>	<b>0.00</b>	<b>0</b>	<b>0.00</b>	<b>50,000.00</b>	<b>50,000.00</b>
<b>NET CHANGE IN FUND BALANCE</b>	<b>-4,992.78</b>	<b>-35,525.71</b>		<b>0.00</b>		<b>-16,218.27</b>		<b>0.00</b>	<b>-4,906.00</b>	<b>11,312.27</b>



FUND DEPT 2633-041 : STS ATTY RECORDS AUTOMATN - STATES ATTORNEY

9/9/2022 10:40:51 AM

PERIOD ENDING 8/31/2022

	ACTUAL LAST YEAR			ACTUAL THIS YEAR				ENCUMBRANCE	BUDGET	UNENCUMBERED BALANCE
	CURRENT MONTH	YEAR TO DATE	%	CURRENT MONTH	%	YEAR TO DATE	%			
<b>REVENUES</b>										
4007 CHARGES FOR SERVICES	353.00	3,386.20	68	0.00	0	1,482.82	30	0.00	5,000.00	3,517.18
4008 INVESTMENT EARNINGS	0.76	2.09	7	0.00	0	24.79	83	0.00	30.00	5.21
<b>TOTAL REVENUES</b>	<b>353.76</b>	<b>3,388.29</b>	<b>67</b>	<b>0.00</b>	<b>0</b>	<b>1,507.61</b>	<b>30</b>	<b>0.00</b>	<b>5,030.00</b>	<b>3,522.39</b>
<b>EXPENDITURES</b>										
5020 SERVICES	0.00	0.00	0	0.00	0	0.00	0	0.00	5,000.00	5,000.00
<b>TOTAL EXPENDITURES</b>	<b>0.00</b>	<b>0.00</b>	<b>0</b>	<b>0.00</b>	<b>0</b>	<b>0.00</b>	<b>0</b>	<b>0.00</b>	<b>5,000.00</b>	<b>5,000.00</b>
<b>NET CHANGE IN FUND BALANCE</b>	<b>-353.76</b>	<b>-3,388.29</b>		<b>0.00</b>		<b>-1,507.61</b>		<b>0.00</b>	<b>-30.00</b>	<b>1,477.61</b>



**FUND DEPT 2635-040 : CANNABIS REGULATION FUND - SHERIFF**

9/9/2022 10:40:51 AM

**PERIOD ENDING 8/31/2022**

	ACTUAL LAST YEAR			ACTUAL THIS YEAR				ENCUMBRANCE	BUDGET	UNENCUMBERED BALANCE
	CURRENT MONTH	YEAR TO DATE	%	CURRENT MONTH	%	YEAR TO DATE	%			
<b>REVENUES</b>										
4004 INTERGOVERNMENTAL REVENUE	7,153.09	21,622.90	80	4,843.79	10	25,675.55	53	0.00	48,000.00	22,324.45
4008 INVESTMENT EARNINGS	0.00	0.00	0	0.00	0	156.73	0	0.00	0.00	-156.73
<b>TOTAL REVENUES</b>	<b>7,153.09</b>	<b>21,622.90</b>	<b>80</b>	<b>4,843.79</b>	<b>10</b>	<b>25,832.28</b>	<b>54</b>	<b>0.00</b>	<b>48,000.00</b>	<b>22,167.72</b>
<b>EXPENDITURES</b>										
5010 COMMODITIES	0.00	0.00	0	0.00	0	0.00	0	0.00	15,000.00	15,000.00
5020 SERVICES	0.00	0.00	0	0.00	0	0.00	0	0.00	33,000.00	33,000.00
<b>TOTAL EXPENDITURES</b>	<b>0.00</b>	<b>0.00</b>	<b>0</b>	<b>0.00</b>	<b>0</b>	<b>0.00</b>	<b>0</b>	<b>0.00</b>	<b>48,000.00</b>	<b>48,000.00</b>
<b>NET CHANGE IN FUND BALANCE</b>	<b>-7,153.09</b>	<b>-21,622.90</b>		<b>-4,843.79</b>		<b>-25,832.28</b>		<b>0.00</b>	<b>0.00</b>	<b>25,832.28</b>



FUND DEPT 2638-042 : CORONER STATUTORY FEES - CORONER

9/9/2022 10:40:51 AM

PERIOD ENDING 8/31/2022

	ACTUAL LAST YEAR			ACTUAL THIS YEAR				ENCUMBRANCE	BUDGET	UNENCUMBERED BALANCE
	CURRENT MONTH	YEAR TO DATE	%	CURRENT MONTH	%	YEAR TO DATE	%			
<b>REVENUES</b>										
4007 CHARGES FOR SERVICES	11,863.00	40,932.64	76	6,296.04	10	44,583.23	72	0.00	62,000.00	17,416.77
<b>TOTAL REVENUES</b>	<b>11,863.00</b>	<b>40,932.64</b>	<b>76</b>	<b>6,296.04</b>	<b>10</b>	<b>44,583.23</b>	<b>72</b>	<b>0.00</b>	<b>62,000.00</b>	<b>17,416.77</b>
<b>EXPENDITURES</b>										
5010 COMMODITIES	389.65	10,322.24	51	284.08	1	6,982.26	32	0.00	21,666.00	14,683.74
5020 SERVICES	896.04	7,477.18	70	1,191.31	8	8,875.25	60	0.00	14,686.00	5,810.75
<b>TOTAL EXPENDITURES</b>	<b>1,285.69</b>	<b>17,799.42</b>	<b>57</b>	<b>1,475.39</b>	<b>4</b>	<b>15,857.51</b>	<b>44</b>	<b>0.00</b>	<b>36,352.00</b>	<b>20,494.49</b>
<b>NET CHANGE IN FUND BALANCE</b>	<b>-10,577.31</b>	<b>-23,133.22</b>		<b>-4,820.65</b>		<b>-28,725.72</b>		<b>0.00</b>	<b>-25,648.00</b>	<b>3,077.72</b>



**FUND DEPT 2638-140 : CORONER STATUTORY FEES - CORRECTIONAL CENTER**

9/9/2022 10:40:51 AM

**PERIOD ENDING 8/31/2022**

	ACTUAL LAST YEAR			ACTUAL THIS YEAR				ENCUMBRANCE	BUDGET	UNENCUMBERED BALANCE
	CURRENT MONTH	YEAR TO DATE	%	CURRENT MONTH	%	YEAR TO DATE	%			
<b>EXPENDITURES</b>										
<b>TOTAL EXPENDITURES</b>	0.00	0.00	0	0.00	0	0.00	0	0.00	0.00	0.00
<b>NET CHANGE IN FUND BALANCE</b>	0.00	0.00		0.00		0.00		0.00	0.00	0.00



FUND DEPT 2658-140 : JAIL COMMISSARY - CORRECTIONAL CENTER

9/9/2022 10:40:51 AM

PERIOD ENDING 8/31/2022

	ACTUAL LAST YEAR			ACTUAL THIS YEAR				ENCUMBRANCE	BUDGET	UNENCUMBERED BALANCE
	CURRENT MONTH	YEAR TO DATE	%	CURRENT MONTH	%	YEAR TO DATE	%			
<b>REVENUES</b>										
4008 INVESTMENT EARNINGS	48.72	134.21	2	0.00	0	1,520.69	152	0.00	1,000.00	-520.69
4009 MISCELLANEOUS REVENUES	23,721.46	77,244.05	127	10,176.18	10	68,909.73	68	0.00	100,800.00	31,890.27
<b>TOTAL REVENUES</b>	<b>23,770.18</b>	<b>77,378.26</b>	<b>116</b>	<b>10,176.18</b>	<b>10</b>	<b>70,430.42</b>	<b>69</b>	<b>0.00</b>	<b>101,800.00</b>	<b>31,369.58</b>
<b>EXPENDITURES</b>										
5010 COMMODITIES	0.00	2,932.46	6	111.00	0	978.75	2	0.00	47,000.00	46,021.25
5020 SERVICES	6,066.78	14,070.62	8	842.53	0	19,077.08	9	0.00	208,000.00	188,922.92
8000 CAPITAL OUTLAY	2,780.00	2,780.00	4	0.00	0	0.00	0	0.00	45,000.00	45,000.00
<b>TOTAL EXPENDITURES</b>	<b>8,846.78</b>	<b>19,783.08</b>	<b>7</b>	<b>953.53</b>	<b>0</b>	<b>20,055.83</b>	<b>7</b>	<b>0.00</b>	<b>300,000.00</b>	<b>279,944.17</b>
<b>NET CHANGE IN FUND BALANCE</b>	<b>-14,923.40</b>	<b>-57,595.18</b>		<b>-9,222.65</b>		<b>-50,374.59</b>		<b>0.00</b>	<b>198,200.00</b>	<b>248,574.59</b>



**FUND DEPT 2659-140 : COUNTY JAIL MEDICAL COSTS - CORRECTIONAL CENTER**

9/9/2022 10:40:51 AM

**PERIOD ENDING 8/31/2022**

	ACTUAL LAST YEAR			ACTUAL THIS YEAR				ENCUMBRANCE	BUDGET	UNENCUMBERED BALANCE
	CURRENT MONTH	YEAR TO DATE	%	CURRENT MONTH	%	YEAR TO DATE	%			
<b>REVENUES</b>										
4007 CHARGES FOR SERVICES	1,123.50	9,264.84	39	0.00	0	2,434.77	10	0.00	24,000.00	21,565.23
4008 INVESTMENT EARNINGS	0.86	2.72	3	0.00	0	14.12	14	0.00	100.00	85.88
<b>TOTAL REVENUES</b>	<b>1,124.36</b>	<b>9,267.56</b>	<b>38</b>	<b>0.00</b>	<b>0</b>	<b>2,448.89</b>	<b>10</b>	<b>0.00</b>	<b>24,100.00</b>	<b>21,651.11</b>
<b>OTHER FINANCING SOURCES (USES)</b>										
7001 OTHER FINANCING USES	0.00	0.00	0	0.00	0	0.00	0	0.00	-24,100.00	-24,100.00
<b>TOTAL OTHER FINANCING SOURCES (USES)</b>	<b>0.00</b>	<b>0.00</b>		<b>0.00</b>		<b>0.00</b>		<b>0.00</b>	<b>-24,100.00</b>	<b>-24,100.00</b>
<b>NET CHANGE IN FUND BALANCE</b>	<b>-1,124.36</b>	<b>-9,267.56</b>		<b>0.00</b>		<b>-2,448.89</b>		<b>0.00</b>	<b>0.00</b>	<b>2,448.89</b>





FUND DEPT 2670-022 : COUNTY CLK AUTOMATION FND - COUNTY CLERK

9/9/2022 10:40:51 AM

PERIOD ENDING 8/31/2022

	ACTUAL LAST YEAR			ACTUAL THIS YEAR				ENCUMBRANCE	BUDGET	UNENCUMBERED BALANCE
	CURRENT MONTH	YEAR TO DATE	%	CURRENT MONTH	%	YEAR TO DATE	%			
<b>REVENUES</b>										
4007 CHARGES FOR SERVICES	1,756.00	10,508.00	53	1,700.00	7	11,230.00	45	0.00	25,000.00	13,770.00
4008 INVESTMENT EARNINGS	2.37	6.51	3	0.00	0	74.64	37	0.00	200.00	125.36
4009 MISCELLANEOUS REVENUES	492.90	3,271.35	82	689.15	17	11,483.20	287	0.00	4,000.00	-7,483.20
<b>TOTAL REVENUES</b>	<b>2,251.27</b>	<b>13,785.86</b>	<b>57</b>	<b>2,389.15</b>	<b>8</b>	<b>22,787.84</b>	<b>78</b>	<b>0.00</b>	<b>29,200.00</b>	<b>6,412.16</b>
<b>EXPENDITURES</b>										
5010 COMMODITIES	500.85	2,955.95	18	599.65	5	10,584.40	83	0.00	12,700.00	2,115.60
5020 SERVICES	0.00	11,431.21	100	0.00	0	11,675.62	71	0.00	16,500.00	4,824.38
<b>TOTAL EXPENDITURES</b>	<b>500.85</b>	<b>14,387.16</b>	<b>52</b>	<b>599.65</b>	<b>2</b>	<b>22,260.02</b>	<b>76</b>	<b>0.00</b>	<b>29,200.00</b>	<b>6,939.98</b>
<b>NET CHANGE IN FUND BALANCE</b>	<b>-1,750.42</b>	<b>601.30</b>		<b>-1,789.50</b>		<b>-527.82</b>		<b>0.00</b>	<b>0.00</b>	<b>527.82</b>



FUND DEPT 2671-030 : COURT DOCUMENT STORAGE FD - CIRCUIT CLERK

9/9/2022 10:40:51 AM

PERIOD ENDING 8/31/2022

	ACTUAL LAST YEAR			ACTUAL THIS YEAR				ENCUMBRANCE	BUDGET	UNENCUMBERED BALANCE
	CURRENT MONTH	YEAR TO DATE	%	CURRENT MONTH	%	YEAR TO DATE	%			
<b>REVENUES</b>										
4007 CHARGES FOR SERVICES	18,743.26	142,427.50	47	0.00	0	71,742.39	32	0.00	222,634.00	150,891.61
4008 INVESTMENT EARNINGS	7.54	20.35	0	0.00	0	61.92	0	0.00	0.00	-61.92
<b>TOTAL REVENUES</b>	<b>18,750.80</b>	<b>142,447.85</b>	<b>47</b>	<b>0.00</b>	<b>0</b>	<b>71,804.31</b>	<b>32</b>	<b>0.00</b>	<b>222,634.00</b>	<b>150,829.69</b>
<b>EXPENDITURES</b>										
5001 SALARIES AND WAGES	8,161.75	72,499.18	63	6,088.60	7	53,065.91	62	0.00	85,064.00	31,998.09
5003 FRINGE BENEFITS	3,536.24	29,872.93	57	1,837.20	5	13,335.72	38	0.00	35,198.00	21,862.28
5010 COMMODITIES	57.10	29,670.56	52	0.00	0	22,769.38	55	0.00	41,700.00	18,930.62
5020 SERVICES	340.00	42,950.51	51	3,820.35	7	18,706.92	34	0.00	54,305.00	35,598.08
8000 CAPITAL OUTLAY	0.00	5,640.00	100	0.00	0	0.00	0	0.00	5,640.00	5,640.00
<b>TOTAL EXPENDITURES</b>	<b>12,095.09</b>	<b>180,633.18</b>	<b>57</b>	<b>11,746.15</b>	<b>5</b>	<b>107,877.93</b>	<b>49</b>	<b>0.00</b>	<b>221,907.00</b>	<b>114,029.07</b>
<b>OTHER FINANCING SOURCES (USES)</b>										
<b>TOTAL OTHER FINANCING SOURCES (USES)</b>	<b>0.00</b>	<b>0.00</b>		<b>0.00</b>		<b>0.00</b>		<b>0.00</b>	<b>0.00</b>	<b>0.00</b>
<b>NET CHANGE IN FUND BALANCE</b>	<b>-6,655.71</b>	<b>38,185.33</b>		<b>11,746.15</b>		<b>36,073.62</b>		<b>0.00</b>	<b>-727.00</b>	<b>-36,800.62</b>



**FUND DEPT 2675-041 : VICTIM ADVOCACY GRT-ICJIA - STATES ATTORNEY**

9/9/2022 10:40:51 AM

**PERIOD ENDING 8/31/2022**

	ACTUAL LAST YEAR			ACTUAL THIS YEAR				ENCUMBRANCE	BUDGET	UNENCUMBERED BALANCE
	CURRENT MONTH	YEAR TO DATE	%	CURRENT MONTH	%	YEAR TO DATE	%			
<b>REVENUES</b>										
<b>TOTAL REVENUES</b>	0.00	0.00	0	0.00	0	0.00	0	0.00	0.00	0.00
<b>EXPENDITURES</b>										
<b>TOTAL EXPENDITURES</b>	0.00	0.00	0	0.00	0	0.00	0	0.00	0.00	0.00
<b>OTHER FINANCING SOURCES (USES)</b>										
<b>TOTAL OTHER FINANCING SOURCES (USES)</b>	0.00	0.00		0.00		0.00		0.00	0.00	0.00
<b>NET CHANGE IN FUND BALANCE</b>	0.00	0.00		0.00		0.00		0.00	0.00	0.00



FUND DEPT 2676-011 : SOLID WASTE MANAGEMENT - SOLID WASTE MGMT

9/9/2022 10:40:51 AM

PERIOD ENDING 8/31/2022

	ACTUAL LAST YEAR			ACTUAL THIS YEAR				ENCUMBRANCE	BUDGET	UNENCUMBERED BALANCE
	CURRENT MONTH	YEAR TO DATE	%	CURRENT MONTH	%	YEAR TO DATE	%			
<b>REVENUES</b>										
4004 INTERGOVERNMENTAL REVENUE	0.00	24,112.94	104	704.72	3	10,744.11	43	0.00	25,200.00	14,455.89
4006 LICENSES AND PERMITS	0.00	4,340.00	87	0.00	0	2,485.00	57	0.00	4,375.00	1,890.00
4008 INVESTMENT EARNINGS	2.51	7.02	7	0.00	0	33.53	134	0.00	25.00	-8.53
4009 MISCELLANEOUS REVENUES	0.00	1,881.00	35	0.00	0	5,110.00	102	0.00	5,000.00	-110.00
<b>TOTAL REVENUES</b>	<b>2.51</b>	<b>30,340.96</b>	<b>90</b>	<b>704.72</b>	<b>2</b>	<b>18,372.64</b>	<b>53</b>	<b>0.00</b>	<b>34,600.00</b>	<b>16,227.36</b>
<b>EXPENDITURES</b>										
5010 COMMODITIES	0.00	1,135.61	61	0.00	0	417.98	52	0.00	800.00	382.02
5020 SERVICES	0.00	23,970.04	64	0.00	0	19,652.73	50	0.00	39,000.00	19,347.27
<b>TOTAL EXPENDITURES</b>	<b>0.00</b>	<b>25,105.65</b>	<b>64</b>	<b>0.00</b>	<b>0</b>	<b>20,070.71</b>	<b>50</b>	<b>0.00</b>	<b>39,800.00</b>	<b>19,729.29</b>
<b>NET CHANGE IN FUND BALANCE</b>	<b>-2.51</b>	<b>-5,235.31</b>		<b>-704.72</b>		<b>1,698.07</b>		<b>0.00</b>	<b>5,200.00</b>	<b>3,501.93</b>



FUND DEPT 2679-179 : CHILD ADVOCACY CENTER - CHILD ADVOCACY CENTER

9/9/2022 10:40:51 AM

PERIOD ENDING 8/31/2022

	ACTUAL LAST YEAR			ACTUAL THIS YEAR				ENCUMBRANCE	BUDGET	UNENCUMBERED BALANCE
	CURRENT MONTH	YEAR TO DATE	%	CURRENT MONTH	%	YEAR TO DATE	%			
<b>REVENUES</b>										
4004 INTERGOVERNMENTAL REVENUE	19,256.32	164,708.26	47	68,960.91	17	223,161.94	56	0.00	400,287.00	177,125.06
4008 INVESTMENT EARNINGS	0.47	1.37	1	0.00	0	0.47	0	0.00	100.00	99.53
4009 MISCELLANEOUS REVENUES	125.00	1,762.09	13	200.00	3	5,605.59	86	0.00	6,500.00	894.41
<b>TOTAL REVENUES</b>	<b>19,381.79</b>	<b>166,471.72</b>	<b>46</b>	<b>69,160.91</b>	<b>17</b>	<b>228,768.00</b>	<b>56</b>	<b>0.00</b>	<b>406,887.00</b>	<b>178,119.00</b>
<b>EXPENDITURES</b>										
5001 SALARIES AND WAGES	13,027.78	106,704.63	62	12,923.02	7	124,324.21	66	0.00	187,142.00	62,817.79
5003 FRINGE BENEFITS	5,345.17	35,755.36	60	4,497.37	8	35,016.64	60	0.00	58,179.00	23,162.36
5010 COMMODITIES	15.90	1,224.61	6	1,486.77	4	15,947.48	42	0.00	37,834.46	21,886.98
5020 SERVICES	7,451.68	65,658.91	62	21,819.37	18	92,674.82	75	-12,000.00	123,580.54	30,905.72
<b>TOTAL EXPENDITURES</b>	<b>25,840.53</b>	<b>209,343.51</b>	<b>58</b>	<b>40,726.53</b>	<b>10</b>	<b>267,963.15</b>	<b>66</b>	<b>-12,000.00</b>	<b>406,736.00</b>	<b>138,772.85</b>
<b>NET CHANGE IN FUND BALANCE</b>	<b>6,458.74</b>	<b>42,871.79</b>		<b>-28,434.38</b>		<b>39,195.15</b>		<b>-12,000.00</b>	<b>-151.00</b>	<b>-39,346.15</b>



FUND DEPT 2685-031 : SPECIALTY COURTS FUND - CIRCUIT COURT

9/9/2022 10:40:51 AM

PERIOD ENDING 8/31/2022

	ACTUAL LAST YEAR			ACTUAL THIS YEAR				ENCUMBRANCE	BUDGET	UNENCUMBERED BALANCE
	CURRENT MONTH	YEAR TO DATE	%	CURRENT MONTH	%	YEAR TO DATE	%			
<b>REVENUES</b>										
4004 INTERGOVERNMENTAL REVENUE	7,784.70	42,314.10	93	0.00	0	0.00	0	0.00	47,682.00	47,682.00
4007 CHARGES FOR SERVICES	1,197.53	14,069.53	88	0.00	0	5,012.50	18	0.00	27,600.00	22,587.50
4008 INVESTMENT EARNINGS	11.57	32.05	16	0.00	0	319.03	319	0.00	100.00	-219.03
4009 MISCELLANEOUS REVENUES	0.00	25.00	0	0.00	0	0.00	0	0.00	0.00	0.00
<b>TOTAL REVENUES</b>	<b>8,993.80</b>	<b>56,440.68</b>	<b>91</b>	<b>0.00</b>	<b>0</b>	<b>5,331.53</b>	<b>7</b>	<b>0.00</b>	<b>75,382.00</b>	<b>70,050.47</b>
<b>EXPENDITURES</b>										
5001 SALARIES AND WAGES	3,561.00	28,567.08	61	3,667.60	8	23,173.08	49	0.00	47,682.00	24,508.92
5003 FRINGE BENEFITS	780.16	8,287.42	46	1,502.42	8	4,779.84	26	0.00	18,174.00	13,394.16
5020 SERVICES	807.51	2,524.77	19	1,500.08	12	4,703.50	37	0.00	12,600.00	7,896.50
<b>TOTAL EXPENDITURES</b>	<b>5,148.67</b>	<b>39,379.27</b>	<b>50</b>	<b>6,670.10</b>	<b>9</b>	<b>32,656.42</b>	<b>42</b>	<b>0.00</b>	<b>78,456.00</b>	<b>45,799.58</b>
<b>OTHER FINANCING SOURCES (USES)</b>										
<b>TOTAL OTHER FINANCING SOURCES (USES)</b>	<b>0.00</b>	<b>0.00</b>		<b>0.00</b>		<b>0.00</b>		<b>0.00</b>	<b>0.00</b>	<b>0.00</b>
<b>NET CHANGE IN FUND BALANCE</b>	<b>-3,845.13</b>	<b>-17,061.41</b>		<b>6,670.10</b>		<b>27,324.89</b>		<b>0.00</b>	<b>3,074.00</b>	<b>-24,250.89</b>



**FUND DEPT 2685-140 : SPECIALTY COURTS FUND - CORRECTIONAL CENTER**

9/9/2022 10:40:51 AM

**PERIOD ENDING 8/31/2022**

	ACTUAL LAST YEAR			ACTUAL THIS YEAR				ENCUMBRANCE	BUDGET	UNENCUMBERED BALANCE
	CURRENT MONTH	YEAR TO DATE	%	CURRENT MONTH	%	YEAR TO DATE	%			
<b>REVENUES</b>										
<b>TOTAL REVENUES</b>	0.00	0.00	0	0.00	0	0.00	0	0.00	0.00	0.00
<b>NET CHANGE IN FUND BALANCE</b>	0.00	0.00		0.00		0.00		0.00	0.00	0.00



FUND DEPT 2840-016 : ARPA - ADMINISTRATIVE SERVICES

9/9/2022 10:40:51 AM

PERIOD ENDING 8/31/2022

	ACTUAL LAST YEAR			ACTUAL THIS YEAR				ENCUMBRANCE	BUDGET	UNENCUMBERED BALANCE
	CURRENT MONTH	YEAR TO DATE	%	CURRENT MONTH	%	YEAR TO DATE	%			
<b>REVENUES</b>										
4004 INTERGOVERNMENTAL REVENUE	0.00	20,364,815.00	100	0.00	0	20,364,815.00	100	0.00	20,364,815.00	0.00
4008 INVESTMENT EARNINGS	0.00	0.00	0	0.00	0	12,323.23	10	0.00	128,000.00	115,676.77
<b>TOTAL REVENUES</b>	<b>0.00</b>	<b>20,364,815.00</b>	<b>100</b>	<b>0.00</b>	<b>0</b>	<b>20,377,138.23</b>	<b>99</b>	<b>0.00</b>	<b>20,492,815.00</b>	<b>115,676.77</b>
<b>EXPENDITURES</b>										
5001 SALARIES AND WAGES	0.00	0.00	0	1,725.00	8	21,072.75	98	0.00	21,475.00	402.25
5003 FRINGE BENEFITS	0.00	0.00	0	410.59	15	2,425.04	88	0.00	2,745.00	319.96
<b>TOTAL EXPENDITURES</b>	<b>0.00</b>	<b>0.00</b>	<b>0</b>	<b>2,135.59</b>	<b>9</b>	<b>23,497.79</b>	<b>97</b>	<b>0.00</b>	<b>24,220.00</b>	<b>722.21</b>
<b>OTHER FINANCING SOURCES (USES)</b>										
7001 OTHER FINANCING USES	-770,436.00	-770,436.00	94	-19,875.46	1	-36,787.46	2	0.00	-1,553,803.00	-1,517,015.54
<b>TOTAL OTHER FINANCING SOURCES (USES)</b>	<b>-770,436.00</b>	<b>-770,436.00</b>		<b>-19,875.46</b>		<b>-36,787.46</b>		<b>0.00</b>	<b>-1,553,803.00</b>	<b>-1,517,015.54</b>
<b>NET CHANGE IN FUND BALANCE</b>	<b>770,436.00</b>	<b>-19,594,379.00</b>		<b>22,011.05</b>		<b>-20,316,852.98</b>		<b>0.00</b>	<b>-18,914,792.00</b>	<b>1,402,060.98</b>





**FUND DEPT 2840-043 : ARPA - EMERGENCY MGMT AGCY (EMA)**

9/9/2022 10:40:51 AM

**PERIOD ENDING 8/31/2022**

	ACTUAL LAST YEAR			ACTUAL THIS YEAR				ENCUMBRANCE	BUDGET	UNENCUMBERED BALANCE
	CURRENT MONTH	YEAR TO DATE	%	CURRENT MONTH	%	YEAR TO DATE	%			
<b>REVENUES</b>										
4008 INVESTMENT EARNINGS	2,510.77	2,510.77	0	0.00	0	0.00	0	0.00	0.00	0.00
<b>TOTAL REVENUES</b>	<b>2,510.77</b>	<b>2,510.77</b>	<b>3</b>	<b>0.00</b>	<b>0</b>	<b>0.00</b>	<b>0</b>	<b>0.00</b>	<b>0.00</b>	<b>0.00</b>
<b>EXPENDITURES</b>										
<b>TOTAL EXPENDITURES</b>	<b>0.00</b>	<b>0.00</b>	<b>0</b>	<b>0.00</b>	<b>0</b>	<b>0.00</b>	<b>0</b>	<b>0.00</b>	<b>0.00</b>	<b>0.00</b>
<b>NET CHANGE IN FUND BALANCE</b>	<b>-2,510.77</b>	<b>-2,510.77</b>		<b>0.00</b>		<b>0.00</b>		<b>0.00</b>	<b>0.00</b>	<b>0.00</b>



FUND DEPT 2840-075 : ARPA - GENERAL COUNTY

9/9/2022 10:40:51 AM

PERIOD ENDING 8/31/2022

	ACTUAL LAST YEAR			ACTUAL THIS YEAR				ENCUMBRANCE	BUDGET	UNENCUMBERED BALANCE
	CURRENT MONTH	YEAR TO DATE	%	CURRENT MONTH	%	YEAR TO DATE	%			
<b>EXPENDITURES</b>										
5001 SALARIES AND WAGES	0.00	0.00	0	0.00	0	593,388.00	100	0.00	593,400.00	12.00
5002 LAW ENFORCEMENT SALARIES	0.00	0.00	0	0.00	0	0.00	0	0.00	9,250.00	9,250.00
5003 FRINGE BENEFITS	0.00	0.00	0	0.00	0	165,410.70	100	0.00	165,643.00	232.30
5010 COMMODITIES	0.00	0.00	0	33,219.00	26	91,536.87	71	0.00	128,750.00	37,213.13
5020 SERVICES	0.00	0.00	0	278,704.17	3	888,913.12	10	0.00	9,224,200.00	8,335,286.88
8000 CAPITAL OUTLAY	0.00	0.00	0	0.00	0	2,507,574.94	32	0.00	7,845,251.00	5,337,676.06
<b>TOTAL EXPENDITURES</b>	<b>0.00</b>	<b>0.00</b>	<b>0</b>	<b>311,923.17</b>	<b>2</b>	<b>4,246,823.63</b>	<b>24</b>	<b>0.00</b>	<b>17,966,494.00</b>	<b>13,719,670.37</b>
<b>NET CHANGE IN FUND BALANCE</b>	<b>0.00</b>	<b>0.00</b>		<b>311,923.17</b>		<b>4,246,823.63</b>		<b>0.00</b>	<b>17,966,494.00</b>	<b>13,719,670.37</b>



FUND DEPT 3105-010 : CAPITAL ASSET REPLCMT FND - COUNTY BOARD

9/9/2022 10:40:51 AM

PERIOD ENDING 8/31/2022

	ACTUAL LAST YEAR			ACTUAL THIS YEAR				ENCUMBRANCE	BUDGET	UNENCUMBERED BALANCE
	CURRENT MONTH	YEAR TO DATE	%	CURRENT MONTH	%	YEAR TO DATE	%			
<b>REVENUES</b>										
4008 INVESTMENT EARNINGS	732.73	2,049.73	51	0.00	0	30,342.26	759	0.00	4,000.00	-26,342.26
<b>TOTAL REVENUES</b>	<b>732.73</b>	<b>2,049.73</b>	<b>51</b>	<b>0.00</b>	<b>0</b>	<b>30,342.26</b>	<b>759</b>	<b>0.00</b>	<b>4,000.00</b>	<b>-26,342.26</b>
<b>EXPENDITURES</b>										
5010 COMMODITIES	0.00	0.00	0	0.00	0	0.00	0	0.00	2,000.00	2,000.00
5020 SERVICES	0.00	0.00	0	527,528.90	14	1,644,966.94	44	0.00	3,750,000.00	2,105,033.06
<b>TOTAL EXPENDITURES</b>	<b>0.00</b>	<b>0.00</b>	<b>0</b>	<b>527,528.90</b>	<b>14</b>	<b>1,644,966.94</b>	<b>44</b>	<b>0.00</b>	<b>3,752,000.00</b>	<b>2,107,033.06</b>
<b>OTHER FINANCING SOURCES (USES)</b>										
6001 OTHER FINANCING SOURCES	0.00	0.00	0	0.00	0	0.00	0	0.00	3,750,000.00	3,750,000.00
<b>TOTAL OTHER FINANCING SOURCES (USES)</b>	<b>0.00</b>	<b>0.00</b>		<b>0.00</b>		<b>0.00</b>		<b>0.00</b>	<b>3,750,000.00</b>	<b>3,750,000.00</b>
<b>NET CHANGE IN FUND BALANCE</b>	<b>-732.73</b>	<b>-2,049.73</b>		<b>527,528.90</b>		<b>1,614,624.68</b>		<b>0.00</b>	<b>-2,000.00</b>	<b>-1,616,624.68</b>



FUND DEPT 3105-016 : CAPITAL ASSET REPLCMT FND - ADMINISTRATIVE SERVICES

9/9/2022 10:40:51 AM

PERIOD ENDING 8/31/2022

	ACTUAL LAST YEAR			ACTUAL THIS YEAR				ENCUMBRANCE	BUDGET	UNENCUMBERED BALANCE
	CURRENT MONTH	YEAR TO DATE	%	CURRENT MONTH	%	YEAR TO DATE	%			
<b>REVENUES</b>										
<b>TOTAL REVENUES</b>	<b>0.00</b>	<b>0.00</b>	<b>0</b>	<b>0.00</b>	<b>0</b>	<b>0.00</b>	<b>0</b>	<b>0.00</b>	<b>0.00</b>	<b>0.00</b>
<b>EXPENDITURES</b>										
5010 COMMODITIES	0.00	5,740.00	63	780.00	9	780.00	9	0.00	8,843.00	8,063.00
5020 SERVICES	0.00	0.00	0	0.00	0	0.00	0	0.00	4,999.00	4,999.00
8000 CAPITAL OUTLAY	0.00	0.00	0	0.00	0	0.00	0	0.00	15,442.00	15,442.00
<b>TOTAL EXPENDITURES</b>	<b>0.00</b>	<b>5,740.00</b>	<b>18</b>	<b>780.00</b>	<b>3</b>	<b>780.00</b>	<b>3</b>	<b>0.00</b>	<b>29,284.00</b>	<b>28,504.00</b>
<b>OTHER FINANCING SOURCES (USES)</b>										
6001 OTHER FINANCING SOURCES	0.00	0.00	0	0.00	0	0.00	0	0.00	5,486.00	5,486.00
<b>TOTAL OTHER FINANCING SOURCES (USES)</b>	<b>0.00</b>	<b>0.00</b>		<b>0.00</b>		<b>0.00</b>		<b>0.00</b>	<b>5,486.00</b>	<b>5,486.00</b>
<b>NET CHANGE IN FUND BALANCE</b>	<b>0.00</b>	<b>5,740.00</b>		<b>780.00</b>		<b>780.00</b>		<b>0.00</b>	<b>23,798.00</b>	<b>23,018.00</b>



FUND DEPT 3105-020 : CAPITAL ASSET REPLCMT FND - AUDITOR

9/9/2022 10:40:51 AM

PERIOD ENDING 8/31/2022

	ACTUAL LAST YEAR			ACTUAL THIS YEAR				ENCUMBRANCE	BUDGET	UNENCUMBERED BALANCE
	CURRENT MONTH	YEAR TO DATE	%	CURRENT MONTH	%	YEAR TO DATE	%			
<b>EXPENDITURES</b>										
5010 COMMODITIES	0.00	1,561.00	20	0.00	0	0.00	0	0.00	0.00	0.00
<b>TOTAL EXPENDITURES</b>	<b>0.00</b>	<b>1,561.00</b>	<b>20</b>	<b>0.00</b>	<b>0</b>	<b>0.00</b>	<b>0</b>	<b>0.00</b>	<b>0.00</b>	<b>0.00</b>
<b>OTHER FINANCING SOURCES (USES)</b>										
6001 OTHER FINANCING SOURCES	0.00	0.00	0	0.00	0	0.00	0	0.00	3,665.00	3,665.00
<b>TOTAL OTHER FINANCING SOURCES (USES)</b>	<b>0.00</b>	<b>0.00</b>		<b>0.00</b>		<b>0.00</b>		<b>0.00</b>	<b>3,665.00</b>	<b>3,665.00</b>
<b>NET CHANGE IN FUND BALANCE</b>	<b>0.00</b>	<b>1,561.00</b>		<b>0.00</b>		<b>0.00</b>		<b>0.00</b>	<b>-3,665.00</b>	<b>-3,665.00</b>



FUND DEPT 3105-021 : CAPITAL ASSET REPLCMT FND - BOARD OF REVIEW

9/9/2022 10:40:51 AM

PERIOD ENDING 8/31/2022

	ACTUAL LAST YEAR			ACTUAL THIS YEAR				ENCUMBRANCE	BUDGET	UNENCUMBERED BALANCE
	CURRENT MONTH	YEAR TO DATE	%	CURRENT MONTH	%	YEAR TO DATE	%			
<b>EXPENDITURES</b>										
<b>TOTAL EXPENDITURES</b>	0.00	0.00	0	0.00	0	0.00	0	0.00	0.00	0.00
<b>OTHER FINANCING SOURCES (USES)</b>										
6001 OTHER FINANCING SOURCES	0.00	0.00	0	0.00	0	0.00	0	0.00	975.00	975.00
<b>TOTAL OTHER FINANCING SOURCES (USES)</b>	0.00	0.00		0.00		0.00		0.00	975.00	975.00
<b>NET CHANGE IN FUND BALANCE</b>	0.00	0.00		0.00		0.00		0.00	-975.00	-975.00



FUND DEPT 3105-022 : CAPITAL ASSET REPLCMT FND - COUNTY CLERK

9/9/2022 10:40:51 AM

PERIOD ENDING 8/31/2022

	ACTUAL LAST YEAR			ACTUAL THIS YEAR				ENCUMBRANCE	BUDGET	UNENCUMBERED BALANCE
	CURRENT MONTH	YEAR TO DATE	%	CURRENT MONTH	%	YEAR TO DATE	%			
<b>EXPENDITURES</b>										
<b>TOTAL EXPENDITURES</b>	0.00	0.00	0	0.00	0	0.00	0	0.00	0.00	0.00
<b>OTHER FINANCING SOURCES (USES)</b>										
6001 OTHER FINANCING SOURCES	0.00	0.00	0	0.00	0	0.00	0	0.00	6,250.00	6,250.00
<b>TOTAL OTHER FINANCING SOURCES (USES)</b>	0.00	0.00		0.00		0.00		0.00	6,250.00	6,250.00
<b>NET CHANGE IN FUND BALANCE</b>	0.00	0.00		0.00		0.00		0.00	-6,250.00	-6,250.00



FUND DEPT 3105-025 : CAPITAL ASSET REPLCMT FND - SUPERVISOR OF ASSESSMENT

9/9/2022 10:40:51 AM

PERIOD ENDING 8/31/2022

	ACTUAL LAST YEAR			ACTUAL THIS YEAR				ENCUMBRANCE	BUDGET	UNENCUMBERED BALANCE
	CURRENT MONTH	YEAR TO DATE	%	CURRENT MONTH	%	YEAR TO DATE	%			
<b>EXPENDITURES</b>										
5010 COMMODITIES	0.00	0.00	0	2,340.00	45	2,340.00	45	0.00	5,248.24	2,908.24
5020 SERVICES	0.00	3,530.80	71	0.00	0	5,325.18	90	0.00	5,901.76	576.58
<b>TOTAL EXPENDITURES</b>	<b>0.00</b>	<b>3,530.80</b>	<b>46</b>	<b>2,340.00</b>	<b>21</b>	<b>7,665.18</b>	<b>69</b>	<b>0.00</b>	<b>11,150.00</b>	<b>3,484.82</b>
<b>OTHER FINANCING SOURCES (USES)</b>										
6001 OTHER FINANCING SOURCES	0.00	0.00	0	0.00	0	0.00	0	0.00	10,593.00	10,593.00
<b>TOTAL OTHER FINANCING SOURCES (USES)</b>	<b>0.00</b>	<b>0.00</b>		<b>0.00</b>		<b>0.00</b>		<b>0.00</b>	<b>10,593.00</b>	<b>10,593.00</b>
<b>NET CHANGE IN FUND BALANCE</b>	<b>0.00</b>	<b>3,530.80</b>		<b>2,340.00</b>		<b>7,665.18</b>		<b>0.00</b>	<b>557.00</b>	<b>-7,108.18</b>






FUND DEPT 3105-026 : CAPITAL ASSET REPLCMT FND - COUNTY TREASURER

9/9/2022 10:40:51 AM

PERIOD ENDING 8/31/2022

	ACTUAL LAST YEAR			ACTUAL THIS YEAR				ENCUMBRANCE	BUDGET	UNENCUMBERED BALANCE
	CURRENT MONTH	YEAR TO DATE	%	CURRENT MONTH	%	YEAR TO DATE	%			
<b>EXPENDITURES</b>										
5010 COMMODITIES	0.00	0.00	0	0.00	0	0.00	0	0.00	11,900.00	11,900.00
<b>TOTAL EXPENDITURES</b>	<b>0.00</b>	<b>0.00</b>	<b>0</b>	<b>0.00</b>	<b>0</b>	<b>0.00</b>	<b>0</b>	<b>0.00</b>	<b>11,900.00</b>	<b>11,900.00</b>
<b>OTHER FINANCING SOURCES (USES)</b>										
6001 OTHER FINANCING SOURCES	0.00	0.00	0	0.00	0	0.00	0	0.00	11,710.00	11,710.00
<b>TOTAL OTHER FINANCING SOURCES (USES)</b>	<b>0.00</b>	<b>0.00</b>		<b>0.00</b>		<b>0.00</b>		<b>0.00</b>	<b>11,710.00</b>	<b>11,710.00</b>
<b>NET CHANGE IN FUND BALANCE</b>	<b>0.00</b>	<b>0.00</b>		<b>0.00</b>		<b>0.00</b>		<b>0.00</b>	<b>190.00</b>	<b>190.00</b>



FUND DEPT 3105-028 : CAPITAL ASSET REPLCMT FND - INFORMATION TECHNOLOGY (IT)

9/9/2022 10:40:51 AM

PERIOD ENDING 8/31/2022

	ACTUAL LAST YEAR			ACTUAL THIS YEAR				ENCUMBRANCE	BUDGET	UNENCUMBERED BALANCE
	CURRENT MONTH	YEAR TO DATE	%	CURRENT MONTH	%	YEAR TO DATE	%			
<b>EXPENDITURES</b>										
5010 COMMODITIES	1,782.00	8,088.37	15	0.00	0	6,418.75	23	0.00	28,189.00	21,770.25
5020 SERVICES	62,739.12	690,884.40	54	1,190.00	0	474,531.08	46	26,059.97	1,023,961.97	549,430.89
8000 CAPITAL OUTLAY	0.00	61,260.00	66	0.00	0	74,175.24	12	0.00	616,420.03	542,244.79
<b>TOTAL EXPENDITURES</b>	<b>64,521.12</b>	<b>760,232.77</b>	<b>53</b>	<b>1,190.00</b>	<b>0</b>	<b>555,125.07</b>	<b>33</b>	<b>26,059.97</b>	<b>1,668,571.00</b>	<b>1,113,445.93</b>
<b>OTHER FINANCING SOURCES (USES)</b>										
6001 OTHER FINANCING SOURCES	0.00	95,444.00	8	0.00	0	0.00	0	0.00	1,350,053.00	1,350,053.00
<b>TOTAL OTHER FINANCING SOURCES (USES)</b>	<b>0.00</b>	<b>95,444.00</b>		<b>0.00</b>		<b>0.00</b>		<b>0.00</b>	<b>1,350,053.00</b>	<b>1,350,053.00</b>
<b>NET CHANGE IN FUND BALANCE</b>	<b>64,521.12</b>	<b>664,788.77</b>		<b>1,190.00</b>		<b>555,125.07</b>		<b>26,059.97</b>	<b>318,518.00</b>	<b>-236,607.07</b>



FUND DEPT 3105-036 : CAPITAL ASSET REPLCMT FND - PUBLIC DEFENDER

9/9/2022 10:40:51 AM

PERIOD ENDING 8/31/2022

	ACTUAL LAST YEAR			ACTUAL THIS YEAR				ENCUMBRANCE	BUDGET	UNENCUMBERED BALANCE
	CURRENT MONTH	YEAR TO DATE	%	CURRENT MONTH	%	YEAR TO DATE	%			
<b>EXPENDITURES</b>										
5010 COMMODITIES	0.00	0.00	0	0.00	0	101.78	1	0.00	9,683.00	9,581.22
<b>TOTAL EXPENDITURES</b>	<b>0.00</b>	<b>0.00</b>	<b>0</b>	<b>0.00</b>	<b>0</b>	<b>101.78</b>	<b>1</b>	<b>0.00</b>	<b>9,683.00</b>	<b>9,581.22</b>
<b>OTHER FINANCING SOURCES (USES)</b>										
6001 OTHER FINANCING SOURCES	0.00	0.00	0	0.00	0	0.00	0	0.00	11,883.00	11,883.00
<b>TOTAL OTHER FINANCING SOURCES (USES)</b>	<b>0.00</b>	<b>0.00</b>		<b>0.00</b>		<b>0.00</b>		<b>0.00</b>	<b>11,883.00</b>	<b>11,883.00</b>
<b>NET CHANGE IN FUND BALANCE</b>	<b>0.00</b>	<b>0.00</b>		<b>0.00</b>		<b>101.78</b>		<b>0.00</b>	<b>-2,200.00</b>	<b>-2,301.78</b>



**FUND DEPT 3105-040 : CAPITAL ASSET REPLCMT FND - SHERIFF**

9/9/2022 10:40:51 AM

**PERIOD ENDING 8/31/2022**

	ACTUAL LAST YEAR			ACTUAL THIS YEAR				ENCUMBRANCE	BUDGET	UNENCUMBERED BALANCE
	CURRENT MONTH	YEAR TO DATE	%	CURRENT MONTH	%	YEAR TO DATE	%			
<b>EXPENDITURES</b>										
5010 COMMODITIES	0.00	0.00	0	27,005.00	14	164,784.58	83	-54,880.00	199,236.00	34,451.42
5020 SERVICES	0.00	25,560.00	75	0.00	0	25,560.00	56	0.00	45,992.00	20,432.00
<b>TOTAL EXPENDITURES</b>	<b>0.00</b>	<b>25,560.00</b>	<b>11</b>	<b>27,005.00</b>	<b>11</b>	<b>190,344.58</b>	<b>78</b>	<b>-54,880.00</b>	<b>245,228.00</b>	<b>54,883.42</b>
<b>OTHER FINANCING SOURCES (USES)</b>										
6001 OTHER FINANCING SOURCES	0.00	0.00	0	0.00	0	0.00	0	0.00	143,346.00	143,346.00
<b>TOTAL OTHER FINANCING SOURCES (USES)</b>	<b>0.00</b>	<b>0.00</b>		<b>0.00</b>		<b>0.00</b>		<b>0.00</b>	<b>143,346.00</b>	<b>143,346.00</b>
<b>NET CHANGE IN FUND BALANCE</b>	<b>0.00</b>	<b>25,560.00</b>		<b>27,005.00</b>		<b>190,344.58</b>		<b>-54,880.00</b>	<b>101,882.00</b>	<b>-88,462.58</b>



FUND DEPT 3105-041 : CAPITAL ASSET REPLCMT FND - STATES ATTORNEY

9/9/2022 10:40:51 AM

PERIOD ENDING 8/31/2022

	ACTUAL LAST YEAR			ACTUAL THIS YEAR				ENCUMBRANCE	BUDGET	UNENCUMBERED BALANCE
	CURRENT MONTH	YEAR TO DATE	%	CURRENT MONTH	%	YEAR TO DATE	%			
<b>EXPENDITURES</b>										
5010 COMMODITIES	0.00	0.00	0	24,793.00	75	25,286.00	76	-24,793.00	33,150.00	7,864.00
5020 SERVICES	0.00	0.00	0	0.00	0	0.00	0	0.00	50,000.00	50,000.00
8000 CAPITAL OUTLAY	0.00	0.00	0	0.00	0	0.00	0	0.00	3,028.00	3,028.00
<b>TOTAL EXPENDITURES</b>	<b>0.00</b>	<b>0.00</b>	<b>0</b>	<b>24,793.00</b>	<b>29</b>	<b>25,286.00</b>	<b>29</b>	<b>-24,793.00</b>	<b>86,178.00</b>	<b>60,892.00</b>
<b>OTHER FINANCING SOURCES (USES)</b>										
6001 OTHER FINANCING SOURCES	0.00	0.00	0	0.00	0	0.00	0	0.00	44,848.00	44,848.00
<b>TOTAL OTHER FINANCING SOURCES (USES)</b>	<b>0.00</b>	<b>0.00</b>		<b>0.00</b>		<b>0.00</b>		<b>0.00</b>	<b>44,848.00</b>	<b>44,848.00</b>
<b>NET CHANGE IN FUND BALANCE</b>	<b>0.00</b>	<b>0.00</b>		<b>24,793.00</b>		<b>25,286.00</b>		<b>-24,793.00</b>	<b>41,330.00</b>	<b>16,044.00</b>




FUND DEPT 3105-042 : CAPITAL ASSET REPLCMT FND - CORONER

9/9/2022 10:40:51 AM

PERIOD ENDING 8/31/2022

	ACTUAL LAST YEAR			ACTUAL THIS YEAR				ENCUMBRANCE	BUDGET	UNENCUMBERED BALANCE
	CURRENT MONTH	YEAR TO DATE	%	CURRENT MONTH	%	YEAR TO DATE	%			
<b>EXPENDITURES</b>										
5010 COMMODITIES	446.00	2,684.63	45	7,461.66	27	22,029.80	80	-7,466.00	27,629.00	5,599.20
8000 CAPITAL OUTLAY	0.00	0.00	0	0.00	0	0.00	0	0.00	8,611.00	8,611.00
<b>TOTAL EXPENDITURES</b>	<b>446.00</b>	<b>2,684.63</b>	<b>45</b>	<b>7,461.66</b>	<b>21</b>	<b>22,029.80</b>	<b>61</b>	<b>-7,466.00</b>	<b>36,240.00</b>	<b>14,210.20</b>
<b>OTHER FINANCING SOURCES (USES)</b>										
<b>TOTAL OTHER FINANCING SOURCES (USES)</b>	<b>0.00</b>	<b>0.00</b>		<b>0.00</b>		<b>0.00</b>		<b>0.00</b>	<b>0.00</b>	<b>0.00</b>
<b>NET CHANGE IN FUND BALANCE</b>	<b>446.00</b>	<b>2,684.63</b>		<b>7,461.66</b>		<b>22,029.80</b>		<b>-7,466.00</b>	<b>36,240.00</b>	<b>14,210.20</b>



FUND DEPT 3105-043 : CAPITAL ASSET REPLCMT FND - EMERGENCY MGMT AGCY (EMA)

9/9/2022 10:40:51 AM

PERIOD ENDING 8/31/2022

	ACTUAL LAST YEAR			ACTUAL THIS YEAR				ENCUMBRANCE	BUDGET	UNENCUMBERED BALANCE
	CURRENT MONTH	YEAR TO DATE	%	CURRENT MONTH	%	YEAR TO DATE	%			
<b>EXPENDITURES</b>										
8000 CAPITAL OUTLAY	0.00	0.00	0	0.00	0	0.00	0	0.00	18,000.00	18,000.00
<b>TOTAL EXPENDITURES</b>	<b>0.00</b>	<b>0.00</b>	<b>0</b>	<b>0.00</b>	<b>0</b>	<b>0.00</b>	<b>0</b>	<b>0.00</b>	<b>18,000.00</b>	<b>18,000.00</b>
<b>OTHER FINANCING SOURCES (USES)</b>										
6001 OTHER FINANCING SOURCES	0.00	0.00	0	0.00	0	0.00	0	0.00	36,600.00	36,600.00
<b>TOTAL OTHER FINANCING SOURCES (USES)</b>	<b>0.00</b>	<b>0.00</b>		<b>0.00</b>		<b>0.00</b>		<b>0.00</b>	<b>36,600.00</b>	<b>36,600.00</b>
<b>NET CHANGE IN FUND BALANCE</b>	<b>0.00</b>	<b>0.00</b>		<b>0.00</b>		<b>0.00</b>		<b>0.00</b>	<b>-18,600.00</b>	<b>-18,600.00</b>



FUND DEPT 3105-051 : CAPITAL ASSET REPLCMT FND - JUVENILE DETENTION CENTER

9/9/2022 10:40:51 AM

PERIOD ENDING 8/31/2022

	ACTUAL LAST YEAR			ACTUAL THIS YEAR				ENCUMBRANCE	BUDGET	UNENCUMBERED BALANCE
	CURRENT MONTH	YEAR TO DATE	%	CURRENT MONTH	%	YEAR TO DATE	%			
<b>EXPENDITURES</b>										
5010 COMMODITIES	0.00	6,981.30	18	1,073.00	18	1,073.00	18	0.00	6,065.00	4,992.00
5020 SERVICES	0.00	3,995.00	100	0.00	0	6,309.25	100	0.00	6,315.00	5.75
8000 CAPITAL OUTLAY	0.00	22,568.15	100	0.00	0	0.00	0	0.00	57,256.00	57,256.00
<b>TOTAL EXPENDITURES</b>	<b>0.00</b>	<b>33,544.45</b>	<b>51</b>	<b>1,073.00</b>	<b>2</b>	<b>7,382.25</b>	<b>11</b>	<b>0.00</b>	<b>69,636.00</b>	<b>62,253.75</b>
<b>OTHER FINANCING SOURCES (USES)</b>										
6001 OTHER FINANCING SOURCES	10,000.00	10,000.00	49	0.00	0	0.00	0	0.00	70,092.00	70,092.00
<b>TOTAL OTHER FINANCING SOURCES (USES)</b>	<b>10,000.00</b>	<b>10,000.00</b>		<b>0.00</b>		<b>0.00</b>		<b>0.00</b>	<b>70,092.00</b>	<b>70,092.00</b>
<b>NET CHANGE IN FUND BALANCE</b>	<b>-10,000.00</b>	<b>23,544.45</b>		<b>1,073.00</b>		<b>7,382.25</b>		<b>0.00</b>	<b>-456.00</b>	<b>-7,838.25</b>





FUND DEPT 3105-052 : CAPITAL ASSET REPLCMT FND - COURT SERVICES -PROBATION

9/9/2022 10:40:51 AM

PERIOD ENDING 8/31/2022

	ACTUAL LAST YEAR			ACTUAL THIS YEAR				ENCUMBRANCE	BUDGET	UNENCUMBERED BALANCE
	CURRENT MONTH	YEAR TO DATE	%	CURRENT MONTH	%	YEAR TO DATE	%			
<b>EXPENDITURES</b>										
5010 COMMODITIES	0.00	0.00	0	2,362.28	18	6,595.44	51	0.00	13,015.00	6,419.56
8000 CAPITAL OUTLAY	0.00	5,404.45	43	0.00	0	0.00	0	0.00	14,681.00	14,681.00
<b>TOTAL EXPENDITURES</b>	<b>0.00</b>	<b>5,404.45</b>	<b>17</b>	<b>2,362.28</b>	<b>9</b>	<b>6,595.44</b>	<b>24</b>	<b>0.00</b>	<b>27,696.00</b>	<b>21,100.56</b>
<b>OTHER FINANCING SOURCES (USES)</b>										
6001 OTHER FINANCING SOURCES	0.00	0.00	0	0.00	0	0.00	0	0.00	30,616.00	30,616.00
<b>TOTAL OTHER FINANCING SOURCES (USES)</b>	<b>0.00</b>	<b>0.00</b>		<b>0.00</b>		<b>0.00</b>		<b>0.00</b>	<b>30,616.00</b>	<b>30,616.00</b>
<b>NET CHANGE IN FUND BALANCE</b>	<b>0.00</b>	<b>5,404.45</b>		<b>2,362.28</b>		<b>6,595.44</b>		<b>0.00</b>	<b>-2,920.00</b>	<b>-9,515.44</b>



**FUND DEPT 3105-059 : CAPITAL ASSET REPLCMT FND - FACILITIES PLANNING**

9/9/2022 10:40:51 AM

**PERIOD ENDING 8/31/2022**

	ACTUAL LAST YEAR			ACTUAL THIS YEAR				ENCUMBRANCE	BUDGET	UNENCUMBERED BALANCE
	CURRENT MONTH	YEAR TO DATE	%	CURRENT MONTH	%	YEAR TO DATE	%			
<b>REVENUES</b>										
<b>TOTAL REVENUES</b>	<b>0.00</b>	<b>0.00</b>	<b>0</b>	<b>0.00</b>	<b>0</b>	<b>0.00</b>	<b>0</b>	<b>0.00</b>	<b>0.00</b>	<b>0.00</b>
<b>EXPENDITURES</b>										
5020 SERVICES	9,927.33	363,559.35	91	1,606.31	0	150,652.34	24	0.00	631,233.82	480,581.48
8000 CAPITAL OUTLAY	0.00	87,228.82	2	107,618.40	2	1,875,063.64	41	0.00	4,542,967.18	2,667,903.54
<b>TOTAL EXPENDITURES</b>	<b>9,927.33</b>	<b>450,788.17</b>	<b>9</b>	<b>109,224.71</b>	<b>2</b>	<b>2,025,715.98</b>	<b>39</b>	<b>0.00</b>	<b>5,174,201.00</b>	<b>3,148,485.02</b>
<b>OTHER FINANCING SOURCES (USES)</b>										
6001 OTHER FINANCING SOURCES	0.00	0.00	0	0.00	0	0.00	0	0.00	2,150,000.00	2,150,000.00
<b>TOTAL OTHER FINANCING SOURCES (USES)</b>	<b>0.00</b>	<b>0.00</b>		<b>0.00</b>		<b>0.00</b>		<b>0.00</b>	<b>2,150,000.00</b>	<b>2,150,000.00</b>
<b>NET CHANGE IN FUND BALANCE</b>	<b>9,927.33</b>	<b>450,788.17</b>		<b>109,224.71</b>		<b>2,025,715.98</b>		<b>0.00</b>	<b>3,024,201.00</b>	<b>998,485.02</b>




**FUND DEPT 3105-071 : CAPITAL ASSET REPLCMT FND - PUBLIC PROP (PHYS, PLNT, FAC)**

9/9/2022 10:40:51 AM

**PERIOD ENDING 8/31/2022**

	ACTUAL LAST YEAR			ACTUAL THIS YEAR				ENCUMBRANCE	BUDGET	UNENCUMBERED BALANCE
	CURRENT MONTH	YEAR TO DATE	%	CURRENT MONTH	%	YEAR TO DATE	%			
<b>EXPENDITURES</b>										
5010 COMMODITIES	0.00	0.00	0	0.00	0	0.00	0	0.00	10,550.00	10,550.00
8000 CAPITAL OUTLAY	5,500.00	42,655.19	35	0.00	0	38,107.00	50	0.00	76,400.00	38,293.00
<b>TOTAL EXPENDITURES</b>	<b>5,500.00</b>	<b>42,655.19</b>	<b>26</b>	<b>0.00</b>	<b>0</b>	<b>38,107.00</b>	<b>44</b>	<b>0.00</b>	<b>86,950.00</b>	<b>48,843.00</b>
<b>OTHER FINANCING SOURCES (USES)</b>										
6001 OTHER FINANCING SOURCES	0.00	0.00	0	0.00	0	0.00	0	0.00	187,782.00	187,782.00
<b>TOTAL OTHER FINANCING SOURCES (USES)</b>	<b>0.00</b>	<b>0.00</b>		<b>0.00</b>		<b>0.00</b>		<b>0.00</b>	<b>187,782.00</b>	<b>187,782.00</b>
<b>NET CHANGE IN FUND BALANCE</b>	<b>5,500.00</b>	<b>42,655.19</b>		<b>0.00</b>		<b>38,107.00</b>		<b>0.00</b>	<b>-100,832.00</b>	<b>-138,939.00</b>



**FUND DEPT 3105-077 : CAPITAL ASSET REPLCMT FND - ZONING AND ENFORCE (P&Z)**

9/9/2022 10:40:51 AM

**PERIOD ENDING 8/31/2022**

	ACTUAL LAST YEAR			ACTUAL THIS YEAR				ENCUMBRANCE	BUDGET	UNENCUMBERED BALANCE
	CURRENT MONTH	YEAR TO DATE	%	CURRENT MONTH	%	YEAR TO DATE	%			
<b>EXPENDITURES</b>										
5010 COMMODITIES	0.00	0.00	0	2,400.00	62	2,400.00	62	0.00	3,900.00	1,500.00
5020 SERVICES	0.00	80.00	100	0.00	0	0.00	0	0.00	25,080.00	25,080.00
<b>TOTAL EXPENDITURES</b>	<b>0.00</b>	<b>80.00</b>	<b>5</b>	<b>2,400.00</b>	<b>8</b>	<b>2,400.00</b>	<b>8</b>	<b>0.00</b>	<b>28,980.00</b>	<b>26,580.00</b>
<b>OTHER FINANCING SOURCES (USES)</b>										
6001 OTHER FINANCING SOURCES	0.00	0.00	0	0.00	0	0.00	0	0.00	28,323.00	28,323.00
<b>TOTAL OTHER FINANCING SOURCES (USES)</b>	<b>0.00</b>	<b>0.00</b>		<b>0.00</b>		<b>0.00</b>		<b>0.00</b>	<b>28,323.00</b>	<b>28,323.00</b>
<b>NET CHANGE IN FUND BALANCE</b>	<b>0.00</b>	<b>80.00</b>		<b>2,400.00</b>		<b>2,400.00</b>		<b>0.00</b>	<b>657.00</b>	<b>-1,743.00</b>



**FUND DEPT 3105-140 : CAPITAL ASSET REPLCMT FND - CORRECTIONAL CENTER**

9/9/2022 10:40:51 AM

**PERIOD ENDING 8/31/2022**

	ACTUAL LAST YEAR			ACTUAL THIS YEAR				ENCUMBRANCE	BUDGET	UNENCUMBERED BALANCE
	CURRENT MONTH	YEAR TO DATE	%	CURRENT MONTH	%	YEAR TO DATE	%			
<b>EXPENDITURES</b>										
5010 COMMODITIES	0.00	0.00	0	40,163.92	36	43,359.92	39	-40,163.92	110,882.00	67,522.08
5020 SERVICES	0.00	78,985.50	49	0.00	0	139,593.20	81	31,656.45	172,662.00	33,068.80
8000 CAPITAL OUTLAY	0.00	0.00	0	0.00	0	0.00	0	0.00	73,000.00	73,000.00
<b>TOTAL EXPENDITURES</b>	<b>0.00</b>	<b>78,985.50</b>	<b>44</b>	<b>40,163.92</b>	<b>11</b>	<b>182,953.12</b>	<b>51</b>	<b>-8,507.47</b>	<b>356,544.00</b>	<b>173,590.88</b>
<b>OTHER FINANCING SOURCES (USES)</b>										
6001 OTHER FINANCING SOURCES	0.00	0.00	0	0.00	0	0.00	0	0.00	274,761.00	274,761.00
<b>TOTAL OTHER FINANCING SOURCES (USES)</b>	<b>0.00</b>	<b>0.00</b>		<b>0.00</b>		<b>0.00</b>		<b>0.00</b>	<b>274,761.00</b>	<b>274,761.00</b>
<b>NET CHANGE IN FUND BALANCE</b>	<b>0.00</b>	<b>78,985.50</b>		<b>40,163.92</b>		<b>182,953.12</b>		<b>-8,507.47</b>	<b>81,783.00</b>	<b>-101,170.12</b>



FUND DEPT 3303-010 : COURT COMPLEX CONSTR FUND - COUNTY BOARD

9/9/2022 10:40:51 AM

PERIOD ENDING 8/31/2022

	ACTUAL LAST YEAR			ACTUAL THIS YEAR				ENCUMBRANCE	BUDGET	UNENCUMBERED BALANCE
	CURRENT MONTH	YEAR TO DATE	%	CURRENT MONTH	%	YEAR TO DATE	%			
<b>REVENUES</b>										
4008 INVESTMENT EARNINGS	3.08	28.35	6	0.00	0	147.15	589	0.00	25.00	-122.15
<b>TOTAL REVENUES</b>	<b>3.08</b>	<b>28.35</b>	<b>6</b>	<b>0.00</b>	<b>0</b>	<b>147.15</b>	<b>589</b>	<b>0.00</b>	<b>25.00</b>	<b>-122.15</b>
<b>EXPENDITURES</b>										
5020 SERVICES	0.00	0.00	0	0.00	0	0.00	0	0.00	16,925.00	16,925.00
<b>TOTAL EXPENDITURES</b>	<b>0.00</b>	<b>0.00</b>	<b>0</b>	<b>0.00</b>	<b>0</b>	<b>0.00</b>	<b>0</b>	<b>0.00</b>	<b>16,925.00</b>	<b>16,925.00</b>
<b>OTHER FINANCING SOURCES (USES)</b>										
<b>TOTAL OTHER FINANCING SOURCES (USES)</b>	<b>0.00</b>	<b>0.00</b>		<b>0.00</b>		<b>0.00</b>		<b>0.00</b>	<b>0.00</b>	<b>0.00</b>
<b>NET CHANGE IN FUND BALANCE</b>	<b>-3.08</b>	<b>-28.35</b>		<b>0.00</b>		<b>-147.15</b>		<b>0.00</b>	<b>16,900.00</b>	<b>17,047.15</b>



**FUND DEPT 4074-010 : 2003 NURS HM BOND DBT SRV - COUNTY BOARD**

9/9/2022 10:40:51 AM

**PERIOD ENDING 8/31/2022**

	ACTUAL LAST YEAR			ACTUAL THIS YEAR				ENCUMBRANCE	BUDGET	UNENCUMBERED BALANCE
	CURRENT MONTH	YEAR TO DATE	%	CURRENT MONTH	%	YEAR TO DATE	%			
<b>REVENUES</b>										
<b>TOTAL REVENUES</b>	0.00	0.00	0	0.00	0	0.00	0	0.00	0.00	0.00
<b>EXPENDITURES</b>										
<b>TOTAL EXPENDITURES</b>	0.00	0.00	0	0.00	0	0.00	0	0.00	0.00	0.00
<b>OTHER FINANCING SOURCES (USES)</b>										
<b>TOTAL OTHER FINANCING SOURCES (USES)</b>	0.00	0.00		0.00		0.00		0.00	0.00	0.00
<b>NET CHANGE IN FUND BALANCE</b>	0.00	0.00		0.00		0.00		0.00	0.00	0.00



**FUND DEPT 4350-010 : HWY FACIL BOND DEBT SERVICE - COUNTY BOARD**

9/9/2022 10:40:51 AM

**PERIOD ENDING 8/31/2022**

	ACTUAL LAST YEAR			ACTUAL THIS YEAR				ENCUMBRANCE	BUDGET	UNENCUMBERED BALANCE
	CURRENT MONTH	YEAR TO DATE	%	CURRENT MONTH	%	YEAR TO DATE	%			
<b>REVENUES</b>										
<b>TOTAL REVENUES</b>	0.00	0.00	0	0.00	0	0.00	0	0.00	0.00	0.00
<b>OTHER FINANCING SOURCES (USES)</b>										
<b>TOTAL OTHER FINANCING SOURCES (USES)</b>	0.00	0.00		0.00		0.00		0.00	0.00	0.00
<b>NET CHANGE IN FUND BALANCE</b>	0.00	0.00		0.00		0.00		0.00	0.00	0.00





**FUND DEPT 5081-075 : NURSING HOME - GENERAL COUNTY**

9/9/2022 10:40:51 AM

**PERIOD ENDING 8/31/2022**

	ACTUAL LAST YEAR			ACTUAL THIS YEAR				ENCUMBRANCE	BUDGET	UNENCUMBERED BALANCE
	CURRENT MONTH	YEAR TO DATE	%	CURRENT MONTH	%	YEAR TO DATE	%			
<b>OTHER FINANCING SOURCES (USES)</b>										
<b>TOTAL OTHER FINANCING SOURCES (USES)</b>	<i>0.00</i>	<i>0.00</i>		<i>0.00</i>		<i>0.00</i>		<i>0.00</i>	<i>0.00</i>	<i>0.00</i>
<b>NET CHANGE IN FUND BALANCE</b>	<b>0.00</b>	<b>0.00</b>		<b>0.00</b>		<b>0.00</b>		<b>0.00</b>	<b>0.00</b>	<b>0.00</b>



**FUND DEPT 5081-120 : NURSING HOME - EMPLOYEE GROUP INSURANCE**

9/9/2022 10:40:51 AM

**PERIOD ENDING 8/31/2022**

	ACTUAL LAST YEAR			ACTUAL THIS YEAR				ENCUMBRANCE	BUDGET	UNENCUMBERED BALANCE
	CURRENT MONTH	YEAR TO DATE	%	CURRENT MONTH	%	YEAR TO DATE	%			
<b>OTHER FINANCING SOURCES (USES)</b>										
<b>TOTAL OTHER FINANCING SOURCES (USES)</b>	<i>0.00</i>	<i>0.00</i>		<i>0.00</i>		<i>0.00</i>		<i>0.00</i>	<i>0.00</i>	<i>0.00</i>
<b>NET CHANGE IN FUND BALANCE</b>	<b>0.00</b>	<b>0.00</b>		<b>0.00</b>		<b>0.00</b>		<b>0.00</b>	<b>0.00</b>	<b>0.00</b>



FUND DEPT 5081-405 : NURSING HOME - NURSING HOME TRANSITION

9/9/2022 10:40:51 AM

PERIOD ENDING 8/31/2022

	ACTUAL LAST YEAR			ACTUAL THIS YEAR				ENCUMBRANCE	BUDGET	UNENCUMBERED BALANCE
	CURRENT MONTH	YEAR TO DATE	%	CURRENT MONTH	%	YEAR TO DATE	%			
<b>REVENUES</b>										
4009 MISCELLANEOUS REVENUES	0.00	110,000.00	100	0.00	0	111,265.38	101	0.00	110,000.00	-1,265.38
<b>TOTAL REVENUES</b>	<b>0.00</b>	<b>110,000.00</b>	<b>100</b>	<b>0.00</b>	<b>0</b>	<b>111,265.38</b>	<b>101</b>	<b>0.00</b>	<b>110,000.00</b>	<b>-1,265.38</b>
<b>EXPENDITURES</b>										
<b>TOTAL EXPENDITURES</b>	<b>0.00</b>	<b>0.00</b>	<b>0</b>	<b>0.00</b>	<b>0</b>	<b>0.00</b>	<b>0</b>	<b>0.00</b>	<b>0.00</b>	<b>0.00</b>
<b>OTHER FINANCING SOURCES (USES)</b>										
6001 OTHER FINANCING SOURCES	0.00	1,000,000.00	100	0.00	0	0.00	0	0.00	0.00	0.00
<b>TOTAL OTHER FINANCING SOURCES (USES)</b>	<b>0.00</b>	<b>1,000,000.00</b>		<b>0.00</b>		<b>0.00</b>		<b>0.00</b>	<b>0.00</b>	<b>0.00</b>
<b>NET CHANGE IN FUND BALANCE</b>	<b>0.00</b>	<b>-1,110,000.00</b>		<b>0.00</b>		<b>-111,265.38</b>		<b>0.00</b>	<b>-110,000.00</b>	<b>1,265.38</b>



FUND DEPT 5081-410 : NURSING HOME - ADMINISTRATIVE

9/9/2022 10:40:51 AM

PERIOD ENDING 8/31/2022

	ACTUAL LAST YEAR			ACTUAL THIS YEAR				ENCUMBRANCE	BUDGET	UNENCUMBERED BALANCE
	CURRENT MONTH	YEAR TO DATE	%	CURRENT MONTH	%	YEAR TO DATE	%			
<b>REVENUES</b>										
4007 CHARGES FOR SERVICES	0.00	3,627.84	0	0.00	0	0.00	0	0.00	0.00	0.00
4008 INVESTMENT EARNINGS	86.64	200.48	0	0.00	0	318.47	0	0.00	0.00	-318.47
4009 MISCELLANEOUS REVENUES	18.00	7,287.47	0	0.00	0	0.00	0	0.00	0.00	0.00
<b>TOTAL REVENUES</b>	<b>104.64</b>	<b>11,115.79</b>	<b>0</b>	<b>0.00</b>	<b>0</b>	<b>318.47</b>	<b>0</b>	<b>0.00</b>	<b>0.00</b>	<b>-318.47</b>
<b>EXPENDITURES</b>										
5020 SERVICES	0.00	26,543.44	34	0.00	0	12,007.80	48	0.00	25,000.00	12,992.20
<b>TOTAL EXPENDITURES</b>	<b>0.00</b>	<b>26,543.44</b>	<b>34</b>	<b>0.00</b>	<b>0</b>	<b>12,007.80</b>	<b>48</b>	<b>0.00</b>	<b>25,000.00</b>	<b>12,992.20</b>
<b>OTHER FINANCING SOURCES (USES)</b>										
<b>TOTAL OTHER FINANCING SOURCES (USES)</b>	<b>0.00</b>	<b>0.00</b>		<b>0.00</b>		<b>0.00</b>		<b>0.00</b>	<b>0.00</b>	<b>0.00</b>
<b>NET CHANGE IN FUND BALANCE</b>	<b>-104.64</b>	<b>15,427.65</b>		<b>0.00</b>		<b>11,689.33</b>		<b>0.00</b>	<b>25,000.00</b>	<b>13,310.67</b>



**FUND DEPT 5081-415 : NURSING HOME - ENVIRONMENTAL SERVICES**

9/9/2022 10:40:51 AM

**PERIOD ENDING 8/31/2022**

	ACTUAL LAST YEAR			ACTUAL THIS YEAR				ENCUMBRANCE	BUDGET	UNENCUMBERED BALANCE
	CURRENT MONTH	YEAR TO DATE	%	CURRENT MONTH	%	YEAR TO DATE	%			
<b>EXPENDITURES</b>										
<b>TOTAL EXPENDITURES</b>	0.00	0.00	0	0.00	0	0.00	0	0.00	0.00	0.00
<b>NET CHANGE IN FUND BALANCE</b>	0.00	0.00		0.00		0.00		0.00	0.00	0.00



**FUND DEPT 5081-420 : NURSING HOME - LAUNDRY**

9/9/2022 10:40:51 AM

**PERIOD ENDING 8/31/2022**

	ACTUAL LAST YEAR			ACTUAL THIS YEAR				ENCUMBRANCE	BUDGET	UNENCUMBERED BALANCE
	CURRENT MONTH	YEAR TO DATE	%	CURRENT MONTH	%	YEAR TO DATE	%			
<b>EXPENDITURES</b>										
<b>TOTAL EXPENDITURES</b>	0.00	0.00	0	0.00	0	0.00	0	0.00	0.00	0.00
<b>NET CHANGE IN FUND BALANCE</b>	0.00	0.00		0.00		0.00		0.00	0.00	0.00



**FUND DEPT 5081-425 : NURSING HOME - MAINTENANCE**

9/9/2022 10:40:51 AM

**PERIOD ENDING 8/31/2022**

	ACTUAL LAST YEAR			ACTUAL THIS YEAR				ENCUMBRANCE	BUDGET	UNENCUMBERED BALANCE
	CURRENT MONTH	YEAR TO DATE	%	CURRENT MONTH	%	YEAR TO DATE	%			
<b>EXPENDITURES</b>										
<b>TOTAL EXPENDITURES</b>	0.00	0.00	0	0.00	0	0.00	0	0.00	0.00	0.00
<b>NET CHANGE IN FUND BALANCE</b>	0.00	0.00		0.00		0.00		0.00	0.00	0.00



**FUND DEPT 5081-430 : NURSING HOME - NURSING SERVICES**

9/9/2022 10:40:51 AM

**PERIOD ENDING 8/31/2022**

	ACTUAL LAST YEAR			ACTUAL THIS YEAR				ENCUMBRANCE	BUDGET	UNENCUMBERED BALANCE
	CURRENT MONTH	YEAR TO DATE	%	CURRENT MONTH	%	YEAR TO DATE	%			
<b>EXPENDITURES</b>										
<b>TOTAL EXPENDITURES</b>	0.00	0.00	0	0.00	0	0.00	0	0.00	0.00	0.00
<b>NET CHANGE IN FUND BALANCE</b>	0.00	0.00		0.00		0.00		0.00	0.00	0.00





**FUND DEPT 5081-440 : NURSING HOME - ACTIVITIES**

9/9/2022 10:40:51 AM

**PERIOD ENDING 8/31/2022**

	ACTUAL LAST YEAR			ACTUAL THIS YEAR				ENCUMBRANCE	BUDGET	UNENCUMBERED BALANCE
	CURRENT MONTH	YEAR TO DATE	%	CURRENT MONTH	%	YEAR TO DATE	%			
<b>EXPENDITURES</b>										
<b>TOTAL EXPENDITURES</b>	0.00	0.00	0	0.00	0	0.00	0	0.00	0.00	0.00
<b>NET CHANGE IN FUND BALANCE</b>	0.00	0.00		0.00		0.00		0.00	0.00	0.00



**FUND DEPT 5081-441 : NURSING HOME - SOCIAL SERVICES**

9/9/2022 10:40:51 AM

**PERIOD ENDING 8/31/2022**

	ACTUAL LAST YEAR			ACTUAL THIS YEAR				ENCUMBRANCE	BUDGET	UNENCUMBERED BALANCE
	CURRENT MONTH	YEAR TO DATE	%	CURRENT MONTH	%	YEAR TO DATE	%			
<b>EXPENDITURES</b>										
<b>TOTAL EXPENDITURES</b>	0.00	0.00	0	0.00	0	0.00	0	0.00	0.00	0.00
<b>NET CHANGE IN FUND BALANCE</b>	0.00	0.00		0.00		0.00		0.00	0.00	0.00



**FUND DEPT 5081-445 : NURSING HOME - PHYSICAL THERAPY**

9/9/2022 10:40:51 AM

**PERIOD ENDING 8/31/2022**

	ACTUAL LAST YEAR			ACTUAL THIS YEAR				ENCUMBRANCE	BUDGET	UNENCUMBERED BALANCE
	CURRENT MONTH	YEAR TO DATE	%	CURRENT MONTH	%	YEAR TO DATE	%			
<b>EXPENDITURES</b>										
<b>TOTAL EXPENDITURES</b>	0.00	0.00	0	0.00	0	0.00	0	0.00	0.00	0.00
<b>NET CHANGE IN FUND BALANCE</b>	0.00	0.00		0.00		0.00		0.00	0.00	0.00



**FUND DEPT 5081-446 : NURSING HOME - OCCUPATIONAL THERAPY**

9/9/2022 10:40:51 AM

**PERIOD ENDING 8/31/2022**

	ACTUAL LAST YEAR			ACTUAL THIS YEAR				ENCUMBRANCE	BUDGET	UNENCUMBERED BALANCE
	CURRENT MONTH	YEAR TO DATE	%	CURRENT MONTH	%	YEAR TO DATE	%			
<b>EXPENDITURES</b>										
<b>TOTAL EXPENDITURES</b>	<i>0.00</i>	<i>0.00</i>	<i>0</i>	<i>0.00</i>	<i>0</i>	<i>0.00</i>	<i>0</i>	<i>0.00</i>	<i>0.00</i>	<i>0.00</i>
<b>NET CHANGE IN FUND BALANCE</b>	<b>0.00</b>	<b>0.00</b>		<b>0.00</b>		<b>0.00</b>		<b>0.00</b>	<b>0.00</b>	<b>0.00</b>



**FUND DEPT 5081-447 : NURSING HOME - RESPIRATORY THERAPY**

9/9/2022 10:40:51 AM

**PERIOD ENDING 8/31/2022**

	ACTUAL LAST YEAR			ACTUAL THIS YEAR				ENCUMBRANCE	BUDGET	UNENCUMBERED BALANCE
	CURRENT MONTH	YEAR TO DATE	%	CURRENT MONTH	%	YEAR TO DATE	%			
<b>EXPENDITURES</b>										
<b>TOTAL EXPENDITURES</b>	<i>0.00</i>	<i>0.00</i>	<i>0</i>	<i>0.00</i>	<i>0</i>	<i>0.00</i>	<i>0</i>	<i>0.00</i>	<i>0.00</i>	<i>0.00</i>
<b>NET CHANGE IN FUND BALANCE</b>	<b>0.00</b>	<b>0.00</b>		<b>0.00</b>		<b>0.00</b>		<b>0.00</b>	<b>0.00</b>	<b>0.00</b>



**FUND DEPT 5081-448 : NURSING HOME - SPEECH THERAPY**

9/9/2022 10:40:51 AM

**PERIOD ENDING 8/31/2022**

	ACTUAL LAST YEAR			ACTUAL THIS YEAR				ENCUMBRANCE	BUDGET	UNENCUMBERED BALANCE
	CURRENT MONTH	YEAR TO DATE	%	CURRENT MONTH	%	YEAR TO DATE	%			
<b>EXPENDITURES</b>										
<b>TOTAL EXPENDITURES</b>	0.00	0.00	0	0.00	0	0.00	0	0.00	0.00	0.00
<b>NET CHANGE IN FUND BALANCE</b>	0.00	0.00		0.00		0.00		0.00	0.00	0.00



**FUND DEPT 5081-450 : NURSING HOME - DIETARY**

9/9/2022 10:40:51 AM

**PERIOD ENDING 8/31/2022**

	ACTUAL LAST YEAR			ACTUAL THIS YEAR				ENCUMBRANCE	BUDGET	UNENCUMBERED BALANCE
	CURRENT MONTH	YEAR TO DATE	%	CURRENT MONTH	%	YEAR TO DATE	%			
<b>EXPENDITURES</b>										
<b>TOTAL EXPENDITURES</b>	0.00	0.00	0	0.00	0	0.00	0	0.00	0.00	0.00
<b>NET CHANGE IN FUND BALANCE</b>	0.00	0.00		0.00		0.00		0.00	0.00	0.00



**FUND DEPT 5081-455 : NURSING HOME - BEAUTY SHOP**

9/9/2022 10:40:51 AM

**PERIOD ENDING 8/31/2022**

	ACTUAL LAST YEAR			ACTUAL THIS YEAR				ENCUMBRANCE	BUDGET	UNENCUMBERED BALANCE
	CURRENT MONTH	YEAR TO DATE	%	CURRENT MONTH	%	YEAR TO DATE	%			
<b>EXPENDITURES</b>										
<b>TOTAL EXPENDITURES</b>	0.00	0.00	0	0.00	0	0.00	0	0.00	0.00	0.00
<b>NET CHANGE IN FUND BALANCE</b>	0.00	0.00		0.00		0.00		0.00	0.00	0.00





**FUND DEPT 5081-460 : NURSING HOME - ADULT DAY CARE**

9/9/2022 10:40:51 AM

**PERIOD ENDING 8/31/2022**

	ACTUAL LAST YEAR			ACTUAL THIS YEAR				ENCUMBRANCE	BUDGET	UNENCUMBERED BALANCE
	CURRENT MONTH	YEAR TO DATE	%	CURRENT MONTH	%	YEAR TO DATE	%			
<b>EXPENDITURES</b>										
<b>TOTAL EXPENDITURES</b>	0.00	0.00	0	0.00	0	0.00	0	0.00	0.00	0.00
<b>NET CHANGE IN FUND BALANCE</b>	0.00	0.00		0.00		0.00		0.00	0.00	0.00



**FUND DEPT 5081-462 : NURSING HOME - ALZHEIMERS UNIT**

9/9/2022 10:40:51 AM

**PERIOD ENDING 8/31/2022**

	ACTUAL LAST YEAR			ACTUAL THIS YEAR				ENCUMBRANCE	BUDGET	UNENCUMBERED BALANCE
	CURRENT MONTH	YEAR TO DATE	%	CURRENT MONTH	%	YEAR TO DATE	%			
<b>EXPENDITURES</b>										
<b>TOTAL EXPENDITURES</b>	0.00	0.00	0	0.00	0	0.00	0	0.00	0.00	0.00
<b>NET CHANGE IN FUND BALANCE</b>	0.00	0.00		0.00		0.00		0.00	0.00	0.00



**FUND DEPT 6476-118 : SELF-FUNDED INSURANCE - PROPERTY/LIABILITY INSUR**

9/9/2022 10:40:51 AM

**PERIOD ENDING 8/31/2022**

	ACTUAL LAST YEAR			ACTUAL THIS YEAR				ENCUMBRANCE	BUDGET	UNENCUMBERED BALANCE
	CURRENT MONTH	YEAR TO DATE	%	CURRENT MONTH	%	YEAR TO DATE	%			
<b>REVENUES</b>										
4007 CHARGES FOR SERVICES	0.00	0.00	0	0.00	0	0.00	0	0.00	1,584,242.00	1,584,242.00
4009 MISCELLANEOUS REVENUES	2,944.21	5,488.52	0	0.00	0	20.00	0	0.00	0.00	-20.00
<b>TOTAL REVENUES</b>	<b>2,944.21</b>	<b>5,488.52</b>	<b>0</b>	<b>0.00</b>	<b>0</b>	<b>20.00</b>	<b>0</b>	<b>0.00</b>	<b>1,584,242.00</b>	<b>1,584,222.00</b>
<b>EXPENDITURES</b>										
5020 SERVICES	45,059.61	1,142,717.92	43	124,235.92	6	1,148,727.06	55	0.00	2,072,378.00	923,650.94
<b>TOTAL EXPENDITURES</b>	<b>45,059.61</b>	<b>1,142,717.92</b>	<b>43</b>	<b>124,235.92</b>	<b>6</b>	<b>1,148,727.06</b>	<b>55</b>	<b>0.00</b>	<b>2,072,378.00</b>	<b>923,650.94</b>
<b>OTHER FINANCING SOURCES (USES)</b>										
6001 OTHER FINANCING SOURCES	0.00	177,138.00	71	38,056.00	15	182,936.00	73	0.00	250,000.00	67,064.00
7001 OTHER FINANCING USES	0.00	0.00	0	0.00	0	0.00	0	0.00	-6,864.00	-6,864.00
<b>TOTAL OTHER FINANCING SOURCES (USES)</b>	<b>0.00</b>	<b>177,138.00</b>		<b>38,056.00</b>		<b>182,936.00</b>		<b>0.00</b>	<b>243,136.00</b>	<b>60,200.00</b>
<b>NET CHANGE IN FUND BALANCE</b>	<b>42,115.40</b>	<b>960,091.40</b>		<b>86,179.92</b>		<b>965,771.06</b>		<b>0.00</b>	<b>245,000.00</b>	<b>-720,771.06</b>



**FUND DEPT 6476-119 : SELF-FUNDED INSURANCE - WORKERS COMP INSURANCE**

9/9/2022 10:40:51 AM

**PERIOD ENDING 8/31/2022**

	ACTUAL LAST YEAR			ACTUAL THIS YEAR				ENCUMBRANCE	BUDGET	UNENCUMBERED BALANCE
	CURRENT MONTH	YEAR TO DATE	%	CURRENT MONTH	%	YEAR TO DATE	%			
<b>REVENUES</b>										
4007 CHARGES FOR SERVICES	235,779.17	779,274.21	82	0.00	0	602,311.32	63	0.00	953,395.00	351,083.68
4008 INVESTMENT EARNINGS	406.60	1,072.80	11	0.00	0	7,737.42	484	0.00	1,600.00	-6,137.42
4009 MISCELLANEOUS REVENUES	0.00	0.00	0	0.00	0	295.82	0	0.00	0.00	-295.82
<b>TOTAL REVENUES</b>	<b>236,185.77</b>	<b>780,347.01</b>	<b>82</b>	<b>0.00</b>	<b>0</b>	<b>610,344.56</b>	<b>64</b>	<b>0.00</b>	<b>954,995.00</b>	<b>344,650.44</b>
<b>EXPENDITURES</b>										
5003 FRINGE BENEFITS	26,742.64	453,386.18	49	46,654.62	5	440,273.05	47	0.00	939,667.00	499,393.95
5010 COMMODITIES	106.18	106.18	99	0.00	0	0.00	0	0.00	0.00	0.00
5020 SERVICES	6,875.00	6,875.00	100	0.00	0	0.00	0	0.00	0.00	0.00
<b>TOTAL EXPENDITURES</b>	<b>33,723.82</b>	<b>460,367.36</b>	<b>49</b>	<b>46,654.62</b>	<b>5</b>	<b>440,273.05</b>	<b>47</b>	<b>0.00</b>	<b>939,667.00</b>	<b>499,393.95</b>
<b>OTHER FINANCING SOURCES (USES)</b>										
7001 OTHER FINANCING USES	0.00	0.00	0	0.00	0	0.00	0	0.00	-13,728.00	-13,728.00
<b>TOTAL OTHER FINANCING SOURCES (USES)</b>	<b>0.00</b>	<b>0.00</b>		<b>0.00</b>		<b>0.00</b>		<b>0.00</b>	<b>-13,728.00</b>	<b>-13,728.00</b>
<b>NET CHANGE IN FUND BALANCE</b>	<b>-202,461.95</b>	<b>-319,979.65</b>		<b>46,654.62</b>		<b>-170,071.51</b>		<b>0.00</b>	<b>-1,600.00</b>	<b>168,471.51</b>



FUND DEPT 6620-120 : HEALTH-LIFE INSURANCE - EMPLOYEE GROUP INSURANCE

9/9/2022 10:40:51 AM

PERIOD ENDING 8/31/2022

	ACTUAL LAST YEAR			ACTUAL THIS YEAR				ENCUMBRANCE	BUDGET	UNENCUMBERED BALANCE
	CURRENT MONTH	YEAR TO DATE	%	CURRENT MONTH	%	YEAR TO DATE	%			
<b>REVENUES</b>										
4007 CHARGES FOR SERVICES	540,426.00	4,491,103.68	0	427,985.10	0	3,657,377.78	0	0.00	0.00	-3,657,377.78
4008 INVESTMENT EARNINGS	4.79	11.19	0	0.00	0	541.00	0	0.00	0.00	-541.00
4009 MISCELLANEOUS REVENUES	0.00	30.00	0	370.00	0	555.00	0	0.00	7,425,950.00	7,425,395.00
<b>TOTAL REVENUES</b>	<b>540,430.79</b>	<b>4,491,144.87</b>	<b>65</b>	<b>428,355.10</b>	<b>6</b>	<b>3,658,473.78</b>	<b>49</b>	<b>0.00</b>	<b>7,425,950.00</b>	<b>3,767,476.22</b>
<b>EXPENDITURES</b>										
5003 FRINGE BENEFITS	542,021.49	4,558,204.18	66	525,679.30	7	3,818,275.01	52	0.00	7,406,250.00	3,587,974.99
5010 COMMODITIES	106.18	106.18	10	0.00	0	0.00	0	0.00	200.00	200.00
5020 SERVICES	0.00	0.00	0	0.00	0	0.00	0	0.00	19,500.00	19,500.00
<b>TOTAL EXPENDITURES</b>	<b>542,127.67</b>	<b>4,558,310.36</b>	<b>66</b>	<b>525,679.30</b>	<b>7</b>	<b>3,818,275.01</b>	<b>51</b>	<b>0.00</b>	<b>7,425,950.00</b>	<b>3,607,674.99</b>
<b>OTHER FINANCING SOURCES (USES)</b>										
<b>TOTAL OTHER FINANCING SOURCES (USES)</b>	<b>0.00</b>	<b>0.00</b>		<b>0.00</b>		<b>0.00</b>		<b>0.00</b>	<b>0.00</b>	<b>0.00</b>
<b>NET CHANGE IN FUND BALANCE</b>	<b>1,696.88</b>	<b>67,165.49</b>		<b>97,324.20</b>		<b>159,801.23</b>		<b>0.00</b>	<b>0.00</b>	<b>-159,801.23</b>



**FUND DEPT 7086-060 : TOWNSHIP MOTOR FUEL TAX - HIGHWAY**

9/9/2022 10:40:51 AM

**PERIOD ENDING 8/31/2022**

	ACTUAL LAST YEAR			ACTUAL THIS YEAR				ENCUMBRANCE	BUDGET	UNENCUMBERED BALANCE
	CURRENT MONTH	YEAR TO DATE	%	CURRENT MONTH	%	YEAR TO DATE	%			
<b>REVENUES</b>										
4004 INTERGOVERNMENTAL REVENUE	1,703,019.80	1,815,087.49	0	267,824.86	0	1,781,514.50	0	0.00	0.00	-1,781,514.50
4008 INVESTMENT EARNINGS	361.62	1,062.91	0	0.00	0	9,117.20	0	0.00	0.00	-9,117.20
4009 MISCELLANEOUS REVENUES	0.00	3,633.18	0	0.00	0	0.00	0	0.00	0.00	0.00
<b>TOTAL REVENUES</b>	<b>1,703,381.42</b>	<b>1,819,783.58</b>	<b>0</b>	<b>267,824.86</b>	<b>0</b>	<b>1,790,631.70</b>	<b>0</b>	<b>0.00</b>	<b>0.00</b>	<b>-1,790,631.70</b>
<b>EXPENDITURES</b>										
5020 SERVICES	772,516.13	1,960,479.84	0	891,801.99	6	1,910,048.44	13	0.00	15,000,000.00	13,089,951.56
<b>TOTAL EXPENDITURES</b>	<b>772,516.13</b>	<b>1,960,479.84</b>	<b>0</b>	<b>891,801.99</b>	<b>6</b>	<b>1,910,048.44</b>	<b>13</b>	<b>0.00</b>	<b>15,000,000.00</b>	<b>13,089,951.56</b>
<b>NET CHANGE IN FUND BALANCE</b>	<b>-930,865.29</b>	<b>140,696.26</b>		<b>623,977.13</b>		<b>119,416.74</b>		<b>0.00</b>	<b>15,000,000.00</b>	<b>14,880,583.26</b>



FUND DEPT 7087-060 : TOWNSHIP BRIDGE - HIGHWAY

9/9/2022 10:40:51 AM

PERIOD ENDING 8/31/2022

	ACTUAL LAST YEAR			ACTUAL THIS YEAR				ENCUMBRANCE	BUDGET	UNENCUMBERED BALANCE
	CURRENT MONTH	YEAR TO DATE	%	CURRENT MONTH	%	YEAR TO DATE	%			
<b>REVENUES</b>										
4004 INTERGOVERNMENTAL REVENUE	278,698.80	278,698.80	0	0.00	0	767,364.50	0	0.00	0.00	-767,364.50
4008 INVESTMENT EARNINGS	21.36	65.12	0	0.00	0	1,317.69	0	0.00	0.00	-1,317.69
<b>TOTAL REVENUES</b>	<b>278,720.16</b>	<b>278,763.92</b>	<b>0</b>	<b>0.00</b>	<b>0</b>	<b>768,682.19</b>	<b>0</b>	<b>0.00</b>	<b>0.00</b>	<b>-768,682.19</b>
<b>EXPENDITURES</b>										
8000 CAPITAL OUTLAY	0.00	70,872.59	0	0.00	0	13,549.75	0	0.00	5,000,000.00	4,986,450.25
<b>TOTAL EXPENDITURES</b>	<b>0.00</b>	<b>70,872.59</b>	<b>0</b>	<b>0.00</b>	<b>0</b>	<b>13,549.75</b>	<b>0</b>	<b>0.00</b>	<b>5,000,000.00</b>	<b>4,986,450.25</b>
<b>NET CHANGE IN FUND BALANCE</b>	<b>-278,720.16</b>	<b>-207,891.33</b>		<b>0.00</b>		<b>-755,132.44</b>		<b>0.00</b>	<b>5,000,000.00</b>	<b>5,755,132.44</b>



FUND DEPT 7097-026 : ESTATE - COUNTY TREASURER

9/9/2022 10:40:51 AM

PERIOD ENDING 8/31/2022

	ACTUAL LAST YEAR			ACTUAL THIS YEAR				ENCUMBRANCE	BUDGET	UNENCUMBERED BALANCE
	CURRENT MONTH	YEAR TO DATE	%	CURRENT MONTH	%	YEAR TO DATE	%			
<b>REVENUES</b>										
4008 INVESTMENT EARNINGS	3.18	8.79	0	0.00	0	111.91	0	0.00	0.00	-111.91
<b>TOTAL REVENUES</b>	<b>3.18</b>	<b>8.79</b>	<b>0</b>	<b>0.00</b>	<b>0</b>	<b>111.91</b>	<b>0</b>	<b>0.00</b>	<b>0.00</b>	<b>-111.91</b>
<b>NET CHANGE IN FUND BALANCE</b>	<b>-3.18</b>	<b>-8.79</b>		<b>0.00</b>		<b>-111.91</b>		<b>0.00</b>	<b>0.00</b>	<b>111.91</b>





**FUND DEPT 7667-026 : PROPERTY CONDEMNATIONS - COUNTY TREASURER**

9/9/2022 10:40:51 AM

**PERIOD ENDING 8/31/2022**

	ACTUAL LAST YEAR			ACTUAL THIS YEAR				ENCUMBRANCE	BUDGET	UNENCUMBERED BALANCE
	CURRENT MONTH	YEAR TO DATE	%	CURRENT MONTH	%	YEAR TO DATE	%			
<b>REVENUES</b>										
4008 INVESTMENT EARNINGS	19.75	54.61	0	0.00	0	544.11	0	0.00	0.00	-544.11
<b>TOTAL REVENUES</b>	<b>19.75</b>	<b>54.61</b>	<b>0</b>	<b>0.00</b>	<b>0</b>	<b>544.11</b>	<b>0</b>	<b>0.00</b>	<b>0.00</b>	<b>-544.11</b>
<b>OTHER FINANCING SOURCES (USES)</b>										
<b>TOTAL OTHER FINANCING SOURCES (USES)</b>	<b>0.00</b>	<b>0.00</b>		<b>0.00</b>		<b>0.00</b>		<b>0.00</b>	<b>0.00</b>	<b>0.00</b>
<b>NET CHANGE IN FUND BALANCE</b>	<b>-19.75</b>	<b>-54.61</b>		<b>0.00</b>		<b>-544.11</b>		<b>0.00</b>	<b>0.00</b>	<b>544.11</b>



FUND DEPT 7687-040 : SHERIFF FORECLOSURES - SHERIFF

9/9/2022 10:40:51 AM

PERIOD ENDING 8/31/2022

	ACTUAL LAST YEAR			ACTUAL THIS YEAR				ENCUMBRANCE	BUDGET	UNENCUMBERED BALANCE
	CURRENT MONTH	YEAR TO DATE	%	CURRENT MONTH	%	YEAR TO DATE	%			
<b>REVENUES</b>										
4008 INVESTMENT EARNINGS	30.75	89.12	0	0.00	0	1,865.81	0	0.00	0.00	-1,865.81
<b>TOTAL REVENUES</b>	<b>30.75</b>	<b>89.12</b>	<b>0</b>	<b>0.00</b>	<b>0</b>	<b>1,865.81</b>	<b>0</b>	<b>0.00</b>	<b>0.00</b>	<b>-1,865.81</b>
<b>OTHER FINANCING SOURCES (USES)</b>										
6001 OTHER FINANCING SOURCES	129,777.00	1,275,477.00	0	492,158.79	0	1,350,686.99	0	0.00	0.00	-1,350,686.99
<b>TOTAL OTHER FINANCING SOURCES (USES)</b>	<b>129,777.00</b>	<b>1,275,477.00</b>		<b>492,158.79</b>		<b>1,350,686.99</b>		<b>0.00</b>	<b>0.00</b>	<b>-1,350,686.99</b>
<b>NET CHANGE IN FUND BALANCE</b>	<b>-129,807.75</b>	<b>-1,275,566.12</b>		<b>-492,158.79</b>		<b>-1,352,552.80</b>		<b>0.00</b>	<b>0.00</b>	<b>1,352,552.80</b>



FUND DEPT 7699-020 : GARNISHMENTS - AUDITOR

9/9/2022 10:40:51 AM

PERIOD ENDING 8/31/2022

	ACTUAL LAST YEAR			ACTUAL THIS YEAR				ENCUMBRANCE	BUDGET	UNENCUMBERED BALANCE
	CURRENT MONTH	YEAR TO DATE	%	CURRENT MONTH	%	YEAR TO DATE	%			
<b>REVENUES</b>										
4008 INVESTMENT EARNINGS	0.37	0.99	0	0.00	0	3.41	0	0.00	0.00	-3.41
<b>TOTAL REVENUES</b>	<b>0.37</b>	<b>0.99</b>	<b>0</b>	<b>0.00</b>	<b>0</b>	<b>3.41</b>	<b>0</b>	<b>0.00</b>	<b>0.00</b>	<b>-3.41</b>
<b>OTHER FINANCING SOURCES (USES)</b>										
6001 OTHER FINANCING SOURCES	7,179.46	68,143.76	0	0.00	0	51,644.12	0	0.00	0.00	-51,644.12
<b>TOTAL OTHER FINANCING SOURCES (USES)</b>	<b>7,179.46</b>	<b>68,143.76</b>		<b>0.00</b>		<b>51,644.12</b>		<b>0.00</b>	<b>0.00</b>	<b>-51,644.12</b>
<b>NET CHANGE IN FUND BALANCE</b>	<b>-7,179.83</b>	<b>-68,144.75</b>		<b>0.00</b>		<b>-51,647.53</b>		<b>0.00</b>	<b>0.00</b>	<b>51,647.53</b>



PERIOD ENDING 8/31/2022

	ACTUAL LAST YEAR			ACTUAL THIS YEAR				ENCUMBRANCE	BUDGET	UNENCUMBERED BALANCE
	CURRENT MONTH	YEAR TO DATE	%	CURRENT MONTH	%	YEAR TO DATE	%			
<b>REVENUES</b>										
4004 INTERGOVERNMENTAL REVENUE	77,433.25	204,648.44	37	8,100.50	2	210,347.37	39	0.00	533,541.00	323,193.63
4007 CHARGES FOR SERVICES	0.00	28,212.61	52	688.00	1	33,019.38	60	0.00	55,000.00	21,980.62
4008 INVESTMENT EARNINGS	38.86	105.04	2	0.00	0	991.08	198	0.00	500.00	-491.08
4009 MISCELLANEOUS REVENUES	67.50	5,348.00	40	0.00	0	3,533.00	28	0.00	12,500.00	8,967.00
<b>TOTAL REVENUES</b>	<b>77,539.61</b>	<b>238,314.09</b>	<b>38</b>	<b>8,788.50</b>	<b>1</b>	<b>247,890.83</b>	<b>41</b>	<b>0.00</b>	<b>601,541.00</b>	<b>353,650.17</b>
<b>EXPENDITURES</b>										
5001 SALARIES AND WAGES	29,476.64	237,018.41	64	31,804.02	8	242,126.76	61	0.00	395,343.00	153,216.24
5003 FRINGE BENEFITS	8,917.20	54,690.99	48	8,616.54	7	58,791.51	45	0.00	131,952.00	73,160.49
5010 COMMODITIES	24.95	986.92	20	0.00	0	849.96	17	0.00	5,000.00	4,150.04
5020 SERVICES	2,098.02	10,254.38	16	1,354.43	3	15,643.56	39	0.00	40,340.00	24,696.44
<b>TOTAL EXPENDITURES</b>	<b>40,516.81</b>	<b>302,950.70</b>	<b>55</b>	<b>41,774.99</b>	<b>7</b>	<b>317,411.79</b>	<b>55</b>	<b>0.00</b>	<b>572,635.00</b>	<b>255,223.21</b>
<b>OTHER FINANCING SOURCES (USES)</b>										
7001 OTHER FINANCING USES	0.00	-58,198.00	90	0.00	0	0.00	0	0.00	-60,750.00	-60,750.00
<b>TOTAL OTHER FINANCING SOURCES (USES)</b>	<b>0.00</b>	<b>-58,198.00</b>		<b>0.00</b>		<b>0.00</b>		<b>0.00</b>	<b>-60,750.00</b>	<b>-60,750.00</b>
<b>NET CHANGE IN FUND BALANCE</b>	<b>-37,022.80</b>	<b>122,834.61</b>		<b>32,986.49</b>		<b>69,520.96</b>		<b>0.00</b>	<b>31,844.00</b>	<b>-37,676.96</b>



FUND DEPT 8850-112 : GEOG INF SYS JOINT VENTUR - CAPITAL/TECHNOLOGY PURCH

9/9/2022 10:40:51 AM

PERIOD ENDING 8/31/2022

	ACTUAL LAST YEAR			ACTUAL THIS YEAR				ENCUMBRANCE	BUDGET	UNENCUMBERED BALANCE
	CURRENT MONTH	YEAR TO DATE	%	CURRENT MONTH	%	YEAR TO DATE	%			
<b>REVENUES</b>										
<b>TOTAL REVENUES</b>	<b>0.00</b>	<b>0.00</b>	<b>0</b>	<b>0.00</b>	<b>0</b>	<b>0.00</b>	<b>0</b>	<b>0.00</b>	<b>0.00</b>	<b>0.00</b>
<b>EXPENDITURES</b>										
5010 COMMODITIES	2,567.07	3,996.75	39	1,281.92	7	3,848.66	20	0.00	19,250.00	15,401.34
5020 SERVICES	0.00	50,388.62	82	0.00	0	53,859.60	84	0.00	63,875.00	10,015.40
<b>TOTAL EXPENDITURES</b>	<b>2,567.07</b>	<b>54,385.37</b>	<b>76</b>	<b>1,281.92</b>	<b>2</b>	<b>57,708.26</b>	<b>69</b>	<b>0.00</b>	<b>83,125.00</b>	<b>25,416.74</b>
<b>OTHER FINANCING SOURCES (USES)</b>										
6001 OTHER FINANCING SOURCES	0.00	57,000.00	100	0.00	0	0.00	0	0.00	57,500.00	57,500.00
<b>TOTAL OTHER FINANCING SOURCES (USES)</b>	<b>0.00</b>	<b>57,000.00</b>		<b>0.00</b>		<b>0.00</b>		<b>0.00</b>	<b>57,500.00</b>	<b>57,500.00</b>
<b>NET CHANGE IN FUND BALANCE</b>	<b>2,567.07</b>	<b>-2,614.63</b>		<b>1,281.92</b>		<b>57,708.26</b>		<b>0.00</b>	<b>25,625.00</b>	<b>-32,083.26</b>



**FUND DEPT 8850-672 : GEOG INF SYS JOINT VENTUR - AERIAL PHOTOGRAPHY PROJ**

9/9/2022 10:40:51 AM

**PERIOD ENDING 8/31/2022**

	ACTUAL LAST YEAR			ACTUAL THIS YEAR				ENCUMBRANCE	BUDGET	UNENCUMBERED BALANCE
	CURRENT MONTH	YEAR TO DATE	%	CURRENT MONTH	%	YEAR TO DATE	%			
<b>REVENUES</b>										
4004 INTERGOVERNMENTAL REVENUE	0.00	17,303.75	55	0.00	0	23,177.50	73	0.00	31,750.00	8,572.50
<b>TOTAL REVENUES</b>	<b>0.00</b>	<b>17,303.75</b>	<b>55</b>	<b>0.00</b>	<b>0</b>	<b>23,177.50</b>	<b>73</b>	<b>0.00</b>	<b>31,750.00</b>	<b>8,572.50</b>
<b>EXPENDITURES</b>										
<b>TOTAL EXPENDITURES</b>	<b>0.00</b>	<b>0.00</b>	<b>0</b>	<b>0.00</b>	<b>0</b>	<b>0.00</b>	<b>0</b>	<b>0.00</b>	<b>0.00</b>	<b>0.00</b>
<b>NET CHANGE IN FUND BALANCE</b>	<b>0.00</b>	<b>-17,303.75</b>		<b>0.00</b>		<b>-23,177.50</b>		<b>0.00</b>	<b>-31,750.00</b>	<b>-8,572.50</b>