



FUND DEPT 1080-010 : GENERAL CORPORATE - COUNTY BOARD

12/14/2022 1:20:48 PM

PERIOD ENDING 11/30/2022

	ACTUAL LAST YEAR			ACTUAL THIS YEAR				ENCUMBRANCE	BUDGET	UNENCUMBERED BALANCE
	CURRENT MONTH	YEAR TO DATE	%	CURRENT MONTH	%	YEAR TO DATE	%			
<b>REVENUES</b>										
4006 LICENSES AND PERMITS	0.00	29,590.00	114	0.00	0	0.00	0	0.00	28,000.00	28,000.00
4007 CHARGES FOR SERVICES	-11.90	49.17	16	0.00	0	50.00	17	0.00	300.00	250.00
4009 MISCELLANEOUS REVENUES	0.00	800.00	80	0.00	0	800.00	80	0.00	1,000.00	200.00
4010 RENTS AND ROYALTIES	85,519.60	301,289.21	77	77,360.99	20	308,369.08	78	0.00	396,000.00	87,630.92
<b>TOTAL REVENUES</b>	<b>85,507.70</b>	<b>331,728.38</b>	<b>80</b>	<b>77,360.99</b>	<b>18</b>	<b>309,219.08</b>	<b>73</b>	<b>0.00</b>	<b>425,300.00</b>	<b>116,080.92</b>
<b>EXPENDITURES</b>										
5001 SALARIES AND WAGES	6,436.12	61,783.46	68	4,283.04	5	48,685.38	62	0.00	79,000.00	30,314.62
5003 FRINGE BENEFITS	0.00	0.00	0	1,977.84	49	3,176.34	79	0.00	4,000.00	823.66
5010 COMMODITIES	0.00	15.98	3	27.51	5	68.40	11	0.00	600.00	531.60
5020 SERVICES	5,252.29	85,169.84	68	1,592.43	2	97,670.43	96	0.00	101,435.00	3,764.57
<b>TOTAL EXPENDITURES</b>	<b>11,688.41</b>	<b>146,969.28</b>	<b>67</b>	<b>7,880.82</b>	<b>4</b>	<b>149,600.55</b>	<b>81</b>	<b>0.00</b>	<b>185,035.00</b>	<b>35,434.45</b>
<b>NET CHANGE IN FUND BALANCE</b>	<b>-73,819.29</b>	<b>-184,759.10</b>		<b>-69,480.17</b>		<b>-159,618.53</b>		<b>0.00</b>	<b>-240,265.00</b>	<b>-80,646.47</b>



FUND DEPT 1080-012 : GENERAL CORPORATE - TORNADO SIRENS

12/14/2022 1:20:48 PM

PERIOD ENDING 11/30/2022

	ACTUAL LAST YEAR			ACTUAL THIS YEAR				ENCUMBRANCE	BUDGET	UNENCUMBERED BALANCE
	CURRENT MONTH	YEAR TO DATE	%	CURRENT MONTH	%	YEAR TO DATE	%			
<b>REVENUES</b>										
4004 INTERGOVERNMENTAL REVENUE	0.00	10,900.01	100	0.00	0	3,990.00	100	0.00	4,000.00	10.00
<b>TOTAL REVENUES</b>	<b>0.00</b>	<b>10,900.01</b>	<b>100</b>	<b>0.00</b>	<b>0</b>	<b>3,990.00</b>	<b>100</b>	<b>0.00</b>	<b>4,000.00</b>	<b>10.00</b>
<b>EXPENDITURES</b>										
5020 SERVICES	0.00	3,800.00	100	0.00	0	3,990.00	100	0.00	4,000.00	10.00
8000 CAPITAL OUTLAY	0.00	7,045.00	100	0.00	0	0.00	0	0.00	0.00	0.00
<b>TOTAL EXPENDITURES</b>	<b>0.00</b>	<b>10,845.00</b>	<b>99</b>	<b>0.00</b>	<b>0</b>	<b>3,990.00</b>	<b>100</b>	<b>0.00</b>	<b>4,000.00</b>	<b>10.00</b>
<b>NET CHANGE IN FUND BALANCE</b>	<b>0.00</b>	<b>-55.01</b>		<b>0.00</b>		<b>0.00</b>		<b>0.00</b>	<b>0.00</b>	<b>0.00</b>



**FUND DEPT 1080-013 : GENERAL CORPORATE - DEBT SERVICE**

12/14/2022 1:20:48 PM

**PERIOD ENDING 11/30/2022**

	ACTUAL LAST YEAR			ACTUAL THIS YEAR				ENCUMBRANCE	BUDGET	UNENCUMBERED BALANCE
	CURRENT MONTH	YEAR TO DATE	%	CURRENT MONTH	%	YEAR TO DATE	%			
<b>REVENUES</b>										
<b>TOTAL REVENUES</b>	0.00	0.00	0	0.00	0	0.00	0	0.00	0.00	0.00
<b>EXPENDITURES</b>										
<b>TOTAL EXPENDITURES</b>	0.00	0.00	0	0.00	0	0.00	0	0.00	0.00	0.00
<b>OTHER FINANCING SOURCES (USES)</b>										
<b>TOTAL OTHER FINANCING SOURCES (USES)</b>	0.00	0.00		0.00		0.00		0.00	0.00	0.00
<b>NET CHANGE IN FUND BALANCE</b>	0.00	0.00		0.00		0.00		0.00	0.00	0.00



FUND DEPT 1080-016 : GENERAL CORPORATE - ADMINISTRATIVE SERVICES

12/14/2022 1:20:48 PM

PERIOD ENDING 11/30/2022

	ACTUAL LAST YEAR			ACTUAL THIS YEAR				ENCUMBRANCE	BUDGET	UNENCUMBERED BALANCE
	CURRENT MONTH	YEAR TO DATE	%	CURRENT MONTH	%	YEAR TO DATE	%			
<b>REVENUES</b>										
4004 INTERGOVERNMENTAL REVENUE	0.00	12,825.55	160	13.26	0	1,274.44	18	0.00	7,000.00	5,725.56
4009 MISCELLANEOUS REVENUES	0.00	1,276.24	43	0.00	0	1,447.25	48	0.00	3,000.00	1,552.75
<b>TOTAL REVENUES</b>	<b>0.00</b>	<b>14,101.79</b>	<b>128</b>	<b>13.26</b>	<b>0</b>	<b>2,721.69</b>	<b>27</b>	<b>0.00</b>	<b>10,000.00</b>	<b>7,278.31</b>
<b>EXPENDITURES</b>										
5001 SALARIES AND WAGES	78,725.56	604,984.55	86	56,711.86	8	659,984.33	89	0.00	745,085.00	85,100.67
5010 COMMODITIES	62.32	157,322.73	65	-120,709.68	-37	112,318.20	35	0.00	322,265.00	209,946.80
5020 SERVICES	343.51	14,228.70	48	543.86	2	13,106.14	45	0.00	29,035.00	15,928.86
<b>TOTAL EXPENDITURES</b>	<b>79,131.39</b>	<b>776,535.98</b>	<b>80</b>	<b>-63,453.96</b>	<b>-6</b>	<b>785,408.67</b>	<b>72</b>	<b>0.00</b>	<b>1,096,385.00</b>	<b>310,976.33</b>
<b>OTHER FINANCING SOURCES (USES)</b>										
6001 OTHER FINANCING SOURCES	795.58	6,662.92	24	0.00	0	0.00	0	0.00	28,592.00	28,592.00
<b>TOTAL OTHER FINANCING SOURCES (USES)</b>	<b>795.58</b>	<b>6,662.92</b>		<b>0.00</b>		<b>0.00</b>		<b>0.00</b>	<b>28,592.00</b>	<b>28,592.00</b>
<b>NET CHANGE IN FUND BALANCE</b>	<b>78,335.81</b>	<b>755,771.27</b>		<b>-63,467.22</b>		<b>782,686.98</b>		<b>0.00</b>	<b>1,057,793.00</b>	<b>275,106.02</b>



**FUND DEPT 1080-017 : GENERAL CORPORATE - COOPERATIVE EXTENSION SRV**

12/14/2022 1:20:48 PM

**PERIOD ENDING 11/30/2022**

	ACTUAL LAST YEAR			ACTUAL THIS YEAR				ENCUMBRANCE	BUDGET	UNENCUMBERED BALANCE
	CURRENT MONTH	YEAR TO DATE	%	CURRENT MONTH	%	YEAR TO DATE	%			
<b>REVENUES</b>										
4001 PROPERTY TAX	0.00	426,698.05	97	0.00	0	418,079.74	95	0.00	441,499.00	23,419.26
<b>TOTAL REVENUES</b>	<b>0.00</b>	<b>426,698.05</b>	<b>97</b>	<b>0.00</b>	<b>0</b>	<b>418,079.74</b>	<b>95</b>	<b>0.00</b>	<b>441,499.00</b>	<b>23,419.26</b>
<b>EXPENDITURES</b>										
5020 SERVICES	0.00	426,698.05	97	75,625.81	17	418,079.74	95	0.00	441,499.00	23,419.26
<b>TOTAL EXPENDITURES</b>	<b>0.00</b>	<b>426,698.05</b>	<b>97</b>	<b>75,625.81</b>	<b>17</b>	<b>418,079.74</b>	<b>95</b>	<b>0.00</b>	<b>441,499.00</b>	<b>23,419.26</b>
<b>NET CHANGE IN FUND BALANCE</b>	<b>0.00</b>	<b>0.00</b>		<b>75,625.81</b>		<b>0.00</b>		<b>0.00</b>	<b>0.00</b>	<b>0.00</b>



FUND DEPT 1080-020 : GENERAL CORPORATE - AUDITOR

12/14/2022 1:20:48 PM

PERIOD ENDING 11/30/2022

	ACTUAL LAST YEAR			ACTUAL THIS YEAR				ENCUMBRANCE	BUDGET	UNENCUMBERED BALANCE
	CURRENT MONTH	YEAR TO DATE	%	CURRENT MONTH	%	YEAR TO DATE	%			
<b>REVENUES</b>										
4004 INTERGOVERNMENTAL REVENUE	0.00	6,500.00	100	0.00	0	6,500.00	100	0.00	6,500.00	0.00
4007 CHARGES FOR SERVICES	0.00	0.00	0	0.00	0	0.00	0	0.00	115,000.00	115,000.00
4009 MISCELLANEOUS REVENUES	5,242.24	10,301.85	61	-100.00	-1	1,034.60	9	0.00	12,000.00	10,965.40
<b>TOTAL REVENUES</b>	<b>5,242.24</b>	<b>16,801.85</b>	<b>15</b>	<b>-100.00</b>	<b>0</b>	<b>7,534.60</b>	<b>6</b>	<b>0.00</b>	<b>133,500.00</b>	<b>125,965.40</b>
<b>EXPENDITURES</b>										
5001 SALARIES AND WAGES	42,225.65	341,539.84	86	31,007.23	8	329,072.12	86	0.00	384,576.00	55,503.88
5010 COMMODITIES	0.00	3,154.34	66	318.29	6	1,575.40	30	0.00	5,331.74	3,756.34
5020 SERVICES	164.24	3,042.14	30	371.50	4	9,328.85	95	0.00	9,802.26	473.41
<b>TOTAL EXPENDITURES</b>	<b>42,389.89</b>	<b>347,736.32</b>	<b>84</b>	<b>31,697.02</b>	<b>8</b>	<b>339,976.37</b>	<b>85</b>	<b>0.00</b>	<b>399,710.00</b>	<b>59,733.63</b>
<b>NET CHANGE IN FUND BALANCE</b>	<b>37,147.65</b>	<b>330,934.47</b>		<b>31,797.02</b>		<b>332,441.77</b>		<b>0.00</b>	<b>266,210.00</b>	<b>-66,231.77</b>



**FUND DEPT 1080-021 : GENERAL CORPORATE - BOARD OF REVIEW**

12/14/2022 1:20:48 PM

**PERIOD ENDING 11/30/2022**

	ACTUAL LAST YEAR			ACTUAL THIS YEAR				ENCUMBRANCE	BUDGET	UNENCUMBERED BALANCE
	CURRENT MONTH	YEAR TO DATE	%	CURRENT MONTH	%	YEAR TO DATE	%			
<b>REVENUES</b>										
<b>TOTAL REVENUES</b>	<b>0.00</b>	<b>0.00</b>	<b>0</b>	<b>0.00</b>	<b>0</b>	<b>0.00</b>	<b>0</b>	<b>0.00</b>	<b>0.00</b>	<b>0.00</b>
<b>EXPENDITURES</b>										
5001 SALARIES AND WAGES	14,690.82	97,889.36	68	10,435.74	8	119,935.59	88	0.00	135,665.00	15,729.41
5010 COMMODITIES	51.48	821.19	72	197.93	17	298.93	26	0.00	1,150.00	851.07
5020 SERVICES	67.76	1,048.32	18	0.00	0	1,548.14	32	0.00	4,850.00	3,301.86
<b>TOTAL EXPENDITURES</b>	<b>14,810.06</b>	<b>99,758.87</b>	<b>66</b>	<b>10,633.67</b>	<b>8</b>	<b>121,782.66</b>	<b>86</b>	<b>0.00</b>	<b>141,665.00</b>	<b>19,882.34</b>
<b>NET CHANGE IN FUND BALANCE</b>	<b>14,810.06</b>	<b>99,758.87</b>		<b>10,633.67</b>		<b>121,782.66</b>		<b>0.00</b>	<b>141,665.00</b>	<b>19,882.34</b>



FUND DEPT 1080-022 : GENERAL CORPORATE - COUNTY CLERK

12/14/2022 1:20:48 PM

PERIOD ENDING 11/30/2022

	ACTUAL LAST YEAR			ACTUAL THIS YEAR				ENCUMBRANCE	BUDGET	UNENCUMBERED BALANCE
	CURRENT MONTH	YEAR TO DATE	%	CURRENT MONTH	%	YEAR TO DATE	%			
<b>REVENUES</b>										
4004 INTERGOVERNMENTAL REVENUE	0.00	24,095.00	57	0.00	0	8,190.00	16	0.00	51,815.00	43,625.00
4006 LICENSES AND PERMITS	7,235.00	61,429.00	74	6,885.00	8	86,790.00	106	0.00	81,900.00	-4,890.00
4007 CHARGES FOR SERVICES	26,524.10	301,788.50	89	22,587.00	7	231,223.52	68	0.00	340,000.00	108,776.48
4008 INVESTMENT EARNINGS	7.90	140.86	35	14.50	7	137.75	69	0.00	200.00	62.25
4009 MISCELLANEOUS REVENUES	0.00	206.18	103 1	0.00	0	0.00	0	0.00	20.00	20.00
<b>TOTAL REVENUES</b>	<b>33,767.00</b>	<b>387,659.54</b>	<b>83</b>	<b>29,486.50</b>	<b>6</b>	<b>326,341.27</b>	<b>69</b>	<b>0.00</b>	<b>473,935.00</b>	<b>147,593.73</b>
<b>EXPENDITURES</b>										
5001 SALARIES AND WAGES	82,561.88	698,427.19	86	101,288.05	11	780,969.86	86	0.00	908,778.00	127,808.14
5010 COMMODITIES	13,192.82	67,566.04	83	12,734.81	10	123,908.26	97	-12,224.99	127,565.05	3,656.79
5020 SERVICES	5,181.03	211,223.33	84	49,046.44	14	343,554.06	98	0.00	350,733.95	7,179.89
8000 CAPITAL OUTLAY	0.00	97,664.50	99	0.00	0	209,950.00	100	0.00	209,950.00	0.00
<b>TOTAL EXPENDITURES</b>	<b>100,935.73</b>	<b>1,074,881.06</b>	<b>87</b>	<b>163,069.30</b>	<b>10</b>	<b>1,458,382.18</b>	<b>91</b>	<b>-12,224.99</b>	<b>1,597,027.00</b>	<b>138,644.82</b>
<b>OTHER FINANCING SOURCES (USES)</b>										
<b>TOTAL OTHER FINANCING SOURCES (USES)</b>	<b>0.00</b>	<b>0.00</b>		<b>0.00</b>		<b>0.00</b>		<b>0.00</b>	<b>0.00</b>	<b>0.00</b>
<b>NET CHANGE IN FUND BALANCE</b>	<b>67,168.73</b>	<b>687,221.52</b>		<b>133,582.80</b>		<b>1,132,040.91</b>		<b>-12,224.99</b>	<b>1,123,092.00</b>	<b>-8,948.91</b>





**FUND DEPT 1080-023 : GENERAL CORPORATE - RECORDER**

12/14/2022 1:20:48 PM

**PERIOD ENDING 11/30/2022**

	ACTUAL LAST YEAR			ACTUAL THIS YEAR				ENCUMBRANCE	BUDGET	UNENCUMBERED BALANCE
	CURRENT MONTH	YEAR TO DATE	%	CURRENT MONTH	%	YEAR TO DATE	%			
<b>REVENUES</b>										
4004 INTERGOVERNMENTAL REVENUE	0.00	6,500.00	100	0.00	0	3,276.71	0	0.00	0.00	-3,276.71
4006 LICENSES AND PERMITS	144,365.25	1,817,616.00	121	158,997.75	7	2,542,625.25	105	0.00	2,418,992.00	-123,633.25
4007 CHARGES FOR SERVICES	88,325.70	1,142,105.20	121	58,178.50	5	854,802.00	78	0.00	1,090,220.00	235,418.00
4009 MISCELLANEOUS REVENUES	333.05	6,491.48	130	6,373.70	80	46,611.95	583	0.00	8,000.00	-38,611.95
<b>TOTAL REVENUES</b>	<b>233,024.00</b>	<b>2,972,712.68</b>	<b>121</b>	<b>223,549.95</b>	<b>6</b>	<b>3,447,315.91</b>	<b>98</b>	<b>0.00</b>	<b>3,517,212.00</b>	<b>69,896.09</b>
<b>EXPENDITURES</b>										
5001 SALARIES AND WAGES	20,809.46	166,822.14	91	13,813.59	9	146,563.76	92	0.00	159,871.00	13,307.24
5010 COMMODITIES	13.50	979,270.50	98	709.10	53	1,278.37	95	0.00	1,350.32	71.95
5020 SERVICES	0.00	174,322.00	99	224,970.40	12	1,763,571.35	94	0.00	1,874,338.68	110,767.33
<b>TOTAL EXPENDITURES</b>	<b>20,822.96</b>	<b>1,320,414.64</b>	<b>97</b>	<b>239,493.09</b>	<b>12</b>	<b>1,911,413.48</b>	<b>94</b>	<b>0.00</b>	<b>2,035,560.00</b>	<b>124,146.52</b>
<b>NET CHANGE IN FUND BALANCE</b>	<b>-212,201.04</b>	<b>-1,652,298.04</b>		<b>15,943.14</b>		<b>-1,535,902.43</b>		<b>0.00</b>	<b>-1,481,652.00</b>	<b>54,250.43</b>



**FUND DEPT 1080-025 : GENERAL CORPORATE - SUPERVISOR OF ASSESSMENT**

12/14/2022 1:20:48 PM

**PERIOD ENDING 11/30/2022**

	ACTUAL LAST YEAR			ACTUAL THIS YEAR				ENCUMBRANCE	BUDGET	UNENCUMBERED BALANCE
	CURRENT MONTH	YEAR TO DATE	%	CURRENT MONTH	%	YEAR TO DATE	%			
<b>REVENUES</b>										
4004 INTERGOVERNMENTAL REVENUE	6,903.46	34,446.19	78	10,625.01	23	35,416.70	78	0.00	45,500.00	10,083.30
4009 MISCELLANEOUS REVENUES	11.50	411.50	103	0.00	0	731.26	244	0.00	300.00	-431.26
<b>TOTAL REVENUES</b>	<b>6,914.96</b>	<b>34,857.69</b>	<b>78</b>	<b>10,625.01</b>	<b>23</b>	<b>36,147.96</b>	<b>79</b>	<b>0.00</b>	<b>45,800.00</b>	<b>9,652.04</b>
<b>EXPENDITURES</b>										
5001 SALARIES AND WAGES	37,521.33	295,167.77	90	26,025.25	8	290,076.08	85	0.00	341,185.00	51,108.92
5010 COMMODITIES	317.32	2,877.80	93	458.74	8	3,484.40	60	0.00	5,765.00	2,280.60
5020 SERVICES	32.00	40,467.69	99	352.37	1	23,076.84	42	0.00	55,485.00	32,408.16
<b>TOTAL EXPENDITURES</b>	<b>37,870.65</b>	<b>338,513.26</b>	<b>91</b>	<b>26,836.36</b>	<b>7</b>	<b>316,637.32</b>	<b>79</b>	<b>0.00</b>	<b>402,435.00</b>	<b>85,797.68</b>
<b>NET CHANGE IN FUND BALANCE</b>	<b>30,955.69</b>	<b>303,655.57</b>		<b>16,211.35</b>		<b>280,489.36</b>		<b>0.00</b>	<b>356,635.00</b>	<b>76,145.64</b>



FUND DEPT 1080-026 : GENERAL CORPORATE - COUNTY TREASURER

12/14/2022 1:20:48 PM

PERIOD ENDING 11/30/2022

	ACTUAL LAST YEAR			ACTUAL THIS YEAR				ENCUMBRANCE	BUDGET	UNENCUMBERED BALANCE
	CURRENT MONTH	YEAR TO DATE	%	CURRENT MONTH	%	YEAR TO DATE	%			
<b>REVENUES</b>										
4001 PROPERTY TAX	210.00	2,855.00	0	279.85	0	2,478.06	0	0.00	670,000.00	667,521.94
4004 INTERGOVERNMENTAL REVENUE	1,768.61	14,710.38	89	0.00	0	6,500.00	46	0.00	14,000.00	7,500.00
4007 CHARGES FOR SERVICES	0.00	50.00	0	0.00	0	50.00	0	0.00	0.00	-50.00
4008 INVESTMENT EARNINGS	31.69	141.08	1	462.24	7	591.27	8	0.00	7,000.00	6,408.73
<b>TOTAL REVENUES</b>	<b>2,010.30</b>	<b>17,756.46</b>	<b>2</b>	<b>742.09</b>	<b>0</b>	<b>9,619.33</b>	<b>1</b>	<b>0.00</b>	<b>691,000.00</b>	<b>681,380.67</b>
<b>EXPENDITURES</b>										
5001 SALARIES AND WAGES	31,654.37	257,629.68	92	22,279.20	8	258,145.21	87	0.00	295,488.00	37,342.79
5010 COMMODITIES	1,074.08	2,750.03	73	60.31	2	2,928.16	100	0.00	2,928.16	0.00
5020 SERVICES	14,250.18	39,897.36	80	10,176.82	20	49,644.91	95	0.00	52,081.84	2,436.93
<b>TOTAL EXPENDITURES</b>	<b>46,978.63</b>	<b>300,277.07</b>	<b>90</b>	<b>32,516.33</b>	<b>9</b>	<b>310,718.28</b>	<b>89</b>	<b>0.00</b>	<b>350,498.00</b>	<b>39,779.72</b>
<b>NET CHANGE IN FUND BALANCE</b>	<b>44,968.33</b>	<b>282,520.61</b>		<b>31,774.24</b>		<b>301,098.95</b>		<b>0.00</b>	<b>-340,502.00</b>	<b>-641,600.95</b>



PERIOD ENDING 11/30/2022

	ACTUAL LAST YEAR			ACTUAL THIS YEAR				ENCUMBRANCE	BUDGET	UNENCUMBERED BALANCE
	CURRENT MONTH	YEAR TO DATE	%	CURRENT MONTH	%	YEAR TO DATE	%			
<b>REVENUES</b>										
4004 INTERGOVERNMENTAL REVENUE	200.00	11,017.16	75	0.00	0	3,400.00	71	0.00	4,800.00	1,400.00
4007 CHARGES FOR SERVICES	0.00	0.00	0	0.00	0	0.00	0	0.00	45,600.00	45,600.00
<b>TOTAL REVENUES</b>	<b>200.00</b>	<b>11,017.16</b>	<b>15</b>	<b>0.00</b>	<b>0</b>	<b>3,400.00</b>	<b>7</b>	<b>0.00</b>	<b>50,400.00</b>	<b>47,000.00</b>
<b>EXPENDITURES</b>										
5001 SALARIES AND WAGES	78,752.66	603,802.51	91	51,303.60	7	602,437.22	81	0.00	739,404.00	136,966.78
5010 COMMODITIES	5,297.66	51,935.83	71	7,485.60	10	58,168.94	81	0.00	71,821.00	13,652.06
5020 SERVICES	24,029.66	252,170.46	65	32,075.67	9	262,035.85	70	0.00	372,197.00	110,161.15
<b>TOTAL EXPENDITURES</b>	<b>108,079.98</b>	<b>907,908.80</b>	<b>81</b>	<b>90,864.87</b>	<b>8</b>	<b>922,642.01</b>	<b>78</b>	<b>0.00</b>	<b>1,183,422.00</b>	<b>260,779.99</b>
<b>OTHER FINANCING SOURCES (USES)</b>										
<b>TOTAL OTHER FINANCING SOURCES (USES)</b>	<b>0.00</b>	<b>0.00</b>		<b>0.00</b>		<b>0.00</b>		<b>0.00</b>	<b>0.00</b>	<b>0.00</b>
<b>NET CHANGE IN FUND BALANCE</b>	<b>107,879.98</b>	<b>896,891.64</b>		<b>90,864.87</b>		<b>919,242.01</b>		<b>0.00</b>	<b>1,133,022.00</b>	<b>213,779.99</b>



**FUND DEPT 1080-030 : GENERAL CORPORATE - CIRCUIT CLERK**

12/14/2022 1:20:48 PM

**PERIOD ENDING 11/30/2022**

	ACTUAL LAST YEAR			ACTUAL THIS YEAR				ENCUMBRANCE	BUDGET	UNENCUMBERED BALANCE
	CURRENT MONTH	YEAR TO DATE	%	CURRENT MONTH	%	YEAR TO DATE	%			
<b>REVENUES</b>										
4004 INTERGOVERNMENTAL REVENUE	0.00	6,500.00	100	0.00	0	6,500.00	100	0.00	6,500.00	0.00
4007 CHARGES FOR SERVICES	101,674.07	1,030,150.14	69	85,558.40	7	595,603.77	47	0.00	1,278,670.00	683,066.23
4008 INVESTMENT EARNINGS	109.09	5,671.58	22	6,479.08	0	27,656.83	0	0.00	0.00	-27,656.83
4009 MISCELLANEOUS REVENUES	0.00	9,781.19	0	0.00	0	0.00	0	0.00	8,000.00	8,000.00
<b>TOTAL REVENUES</b>	<b>101,783.16</b>	<b>1,052,102.91</b>	<b>69</b>	<b>92,037.48</b>	<b>7</b>	<b>629,760.60</b>	<b>49</b>	<b>0.00</b>	<b>1,293,170.00</b>	<b>663,409.40</b>
<b>EXPENDITURES</b>										
5001 SALARIES AND WAGES	125,142.08	1,077,838.72	89	87,415.66	7	1,018,344.73	81	0.00	1,258,772.00	240,427.27
5010 COMMODITIES	49,831.00	50,704.08	83	813.02	4	18,273.50	96	0.00	19,071.74	798.24
5020 SERVICES	2,343.50	24,311.51	86	1,386.80	3	41,713.90	90	0.00	46,336.26	4,622.36
<b>TOTAL EXPENDITURES</b>	<b>177,316.58</b>	<b>1,152,854.31</b>	<b>88</b>	<b>89,615.48</b>	<b>7</b>	<b>1,078,332.13</b>	<b>81</b>	<b>0.00</b>	<b>1,324,180.00</b>	<b>245,847.87</b>
<b>NET CHANGE IN FUND BALANCE</b>	<b>75,533.42</b>	<b>100,751.40</b>		<b>-2,422.00</b>		<b>448,571.53</b>		<b>0.00</b>	<b>31,010.00</b>	<b>-417,561.53</b>



**FUND DEPT 1080-031 : GENERAL CORPORATE - CIRCUIT COURT**

12/14/2022 1:20:48 PM

**PERIOD ENDING 11/30/2022**

	ACTUAL LAST YEAR			ACTUAL THIS YEAR				ENCUMBRANCE	BUDGET	UNENCUMBERED BALANCE
	CURRENT MONTH	YEAR TO DATE	%	CURRENT MONTH	%	YEAR TO DATE	%			
<b>REVENUES</b>										
4004 INTERGOVERNMENTAL REVENUE	0.00	26,479.20	0	0.00	0	80,319.60	98	0.00	82,065.00	1,745.40
<b>TOTAL REVENUES</b>	<b>0.00</b>	<b>26,479.20</b>	<b>0</b>	<b>0.00</b>	<b>0</b>	<b>80,319.60</b>	<b>98</b>	<b>0.00</b>	<b>82,065.00</b>	<b>1,745.40</b>
<b>EXPENDITURES</b>										
5001 SALARIES AND WAGES	74,978.29	570,672.31	91	51,604.07	8	568,200.64	87	0.00	652,822.00	84,621.36
5010 COMMODITIES	387.13	6,076.61	38	2,178.85	3	74,662.47	94	0.00	79,378.13	4,715.66
5020 SERVICES	42,410.36	445,388.70	90	38,740.70	9	426,489.14	96	0.00	443,365.00	16,875.86
8000 CAPITAL OUTLAY	0.00	26,479.20	100	0.00	0	0.00	0	0.00	0.87	0.87
<b>TOTAL EXPENDITURES</b>	<b>117,775.78</b>	<b>1,048,616.82</b>	<b>90</b>	<b>92,523.62</b>	<b>8</b>	<b>1,069,352.25</b>	<b>91</b>	<b>0.00</b>	<b>1,175,566.00</b>	<b>106,213.75</b>
<b>OTHER FINANCING SOURCES (USES)</b>										
<b>TOTAL OTHER FINANCING SOURCES (USES)</b>	<b>0.00</b>	<b>0.00</b>		<b>0.00</b>		<b>0.00</b>		<b>0.00</b>	<b>0.00</b>	<b>0.00</b>
<b>NET CHANGE IN FUND BALANCE</b>	<b>117,775.78</b>	<b>1,022,137.62</b>		<b>92,523.62</b>		<b>989,032.65</b>		<b>0.00</b>	<b>1,093,501.00</b>	<b>104,468.35</b>



**FUND DEPT 1080-032 : GENERAL CORPORATE - JURY COMMISSION**

12/14/2022 1:20:48 PM

**PERIOD ENDING 11/30/2022**

	ACTUAL LAST YEAR			ACTUAL THIS YEAR				ENCUMBRANCE	BUDGET	UNENCUMBERED BALANCE
	CURRENT MONTH	YEAR TO DATE	%	CURRENT MONTH	%	YEAR TO DATE	%			
<b>REVENUES</b>										
<b>TOTAL REVENUES</b>	<b>0.00</b>	<b>0.00</b>	<b>0</b>	<b>0.00</b>	<b>0</b>	<b>0.00</b>	<b>0</b>	<b>0.00</b>	<b>0.00</b>	<b>0.00</b>
<b>EXPENDITURES</b>										
5001 SALARIES AND WAGES	4,905.87	38,648.36	81	3,358.98	7	37,965.12	81	0.00	46,852.00	8,886.88
5010 COMMODITIES	725.71	2,054.59	46	317.37	4	3,943.17	46	0.00	8,500.00	4,556.83
5020 SERVICES	0.00	9,941.29	78	5,942.00	5	70,714.76	59	0.00	120,408.00	49,693.24
<b>TOTAL EXPENDITURES</b>	<b>5,631.58</b>	<b>50,644.24</b>	<b>78</b>	<b>9,618.35</b>	<b>5</b>	<b>112,623.05</b>	<b>64</b>	<b>0.00</b>	<b>175,760.00</b>	<b>63,136.95</b>
<b>NET CHANGE IN FUND BALANCE</b>	<b>5,631.58</b>	<b>50,644.24</b>		<b>9,618.35</b>		<b>112,623.05</b>		<b>0.00</b>	<b>175,760.00</b>	<b>63,136.95</b>



**FUND DEPT 1080-036 : GENERAL CORPORATE - PUBLIC DEFENDER**

12/14/2022 1:20:48 PM

**PERIOD ENDING 11/30/2022**

	ACTUAL LAST YEAR			ACTUAL THIS YEAR				ENCUMBRANCE	BUDGET	UNENCUMBERED BALANCE
	CURRENT MONTH	YEAR TO DATE	%	CURRENT MONTH	%	YEAR TO DATE	%			
<b>REVENUES</b>										
4004 INTERGOVERNMENTAL REVENUE	18,341.58	90,142.14	86	28,044.27	25	92,771.70	84	0.00	110,061.00	17,289.30
4007 CHARGES FOR SERVICES	1,568.25	53,590.38	101	2,072.25	4	16,483.00	30	0.00	55,000.00	38,517.00
4009 MISCELLANEOUS REVENUES	0.00	56.35	0	0.00	0	0.00	0	0.00	0.00	0.00
<b>TOTAL REVENUES</b>	<b>19,909.83</b>	<b>143,788.87</b>	<b>91</b>	<b>30,116.52</b>	<b>18</b>	<b>109,254.70</b>	<b>66</b>	<b>0.00</b>	<b>165,061.00</b>	<b>55,806.30</b>
<b>EXPENDITURES</b>										
5001 SALARIES AND WAGES	146,449.55	1,102,251.25	89	83,491.67	6	1,017,136.47	75	0.00	1,350,754.00	333,617.53
5010 COMMODITIES	1,188.11	5,710.48	76	195.01	1	10,545.68	74	0.00	14,221.00	3,675.32
5020 SERVICES	2,591.61	19,004.90	88	988.23	3	27,236.30	81	0.00	33,815.00	6,578.70
<b>TOTAL EXPENDITURES</b>	<b>150,229.27</b>	<b>1,126,966.63</b>	<b>89</b>	<b>84,674.91</b>	<b>6</b>	<b>1,054,918.45</b>	<b>75</b>	<b>0.00</b>	<b>1,398,790.00</b>	<b>343,871.55</b>
<b>NET CHANGE IN FUND BALANCE</b>	<b>130,319.44</b>	<b>983,177.76</b>		<b>54,558.39</b>		<b>945,663.75</b>		<b>0.00</b>	<b>1,233,729.00</b>	<b>288,065.25</b>





**FUND DEPT 1080-040 : GENERAL CORPORATE - SHERIFF**

12/14/2022 1:20:48 PM

**PERIOD ENDING 11/30/2022**

	ACTUAL LAST YEAR			ACTUAL THIS YEAR				ENCUMBRANCE	BUDGET	UNENCUMBERED BALANCE
	CURRENT MONTH	YEAR TO DATE	%	CURRENT MONTH	%	YEAR TO DATE	%			
<b>REVENUES</b>										
4004 INTERGOVERNMENTAL REVENUE	128,351.73	1,278,846.62	90	78,668.88	7	1,012,700.94	85	0.00	1,196,738.00	184,037.06
4005 FINES AND FORFEITURES	1,466.00	23,652.70	79	950.00	3	18,728.43	62	0.00	30,000.00	11,271.57
4007 CHARGES FOR SERVICES	9,595.30	124,360.70	57	11,054.90	6	129,300.45	67	0.00	191,600.00	62,299.55
4009 MISCELLANEOUS REVENUES	120.16	24,514.04	121	65.00	0	87,996.09	182	0.00	48,400.00	-39,596.09
<b>TOTAL REVENUES</b>	<b>139,533.19</b>	<b>1,451,374.06</b>	<b>86</b>	<b>90,738.78</b>	<b>6</b>	<b>1,248,725.91</b>	<b>85</b>	<b>0.00</b>	<b>1,466,738.00</b>	<b>218,012.09</b>
<b>EXPENDITURES</b>										
5001 SALARIES AND WAGES	32,153.12	242,078.05	90	23,043.31	8	252,614.95	87	0.00	290,150.00	37,535.05
5002 LAW ENFORCEMENT SALARIES	518,659.77	3,899,810.16	91	361,450.71	8	3,983,604.34	88	0.00	4,506,515.00	522,910.66
5003 FRINGE BENEFITS	0.00	168.38	42	0.00	0	537.78	93	0.00	580.00	42.22
5010 COMMODITIES	39,845.93	241,745.45	88	47,730.38	16	311,923.28	106	0.00	295,643.50	-16,279.78
5020 SERVICES	34,194.15	1,444,650.42	97	34,817.63	3	1,016,700.58	99	0.00	1,027,660.00	10,959.42
8000 CAPITAL OUTLAY	0.00	141,818.00	100	0.00	0	317,135.52	100	0.00	317,136.50	0.98
<b>TOTAL EXPENDITURES</b>	<b>624,852.97</b>	<b>5,970,270.46</b>	<b>92</b>	<b>467,042.03</b>	<b>7</b>	<b>5,882,516.45</b>	<b>91</b>	<b>0.00</b>	<b>6,437,685.00</b>	<b>555,168.55</b>
<b>OTHER FINANCING SOURCES (USES)</b>										
6001 OTHER FINANCING SOURCES	0.00	0.00	0	0.00	0	665.75	0	0.00	0.00	-665.75
<b>TOTAL OTHER FINANCING SOURCES (USES)</b>	<b>0.00</b>	<b>0.00</b>		<b>0.00</b>		<b>665.75</b>		<b>0.00</b>	<b>0.00</b>	<b>-665.75</b>
<b>NET CHANGE IN FUND BALANCE</b>	<b>485,319.78</b>	<b>4,518,896.40</b>		<b>376,303.25</b>		<b>4,633,124.79</b>		<b>0.00</b>	<b>4,970,947.00</b>	<b>337,822.21</b>



FUND DEPT 1080-041 : GENERAL CORPORATE - STATES ATTORNEY

12/14/2022 1:20:48 PM

PERIOD ENDING 11/30/2022

	ACTUAL LAST YEAR			ACTUAL THIS YEAR				ENCUMBRANCE	BUDGET	UNENCUMBERED BALANCE
	CURRENT MONTH	YEAR TO DATE	%	CURRENT MONTH	%	YEAR TO DATE	%			
<b>REVENUES</b>										
4004 INTERGOVERNMENTAL REVENUE	31,600.52	171,893.38	81	64,787.38	30	209,586.07	98	0.00	214,435.00	4,848.93
4005 FINES AND FORFEITURES	29,224.53	508,768.30	84	51,978.66	9	478,977.53	79	0.00	610,000.00	131,022.47
4007 CHARGES FOR SERVICES	6,008.61	80,384.17	107	6,037.27	7	56,180.62	66	0.00	85,000.00	28,819.38
4009 MISCELLANEOUS REVENUES	0.00	0.00	0	25.00	0	25.00	0	0.00	0.00	-25.00
<b>TOTAL REVENUES</b>	<b>66,833.66</b>	<b>761,045.85</b>	<b>85</b>	<b>122,828.31</b>	<b>14</b>	<b>744,769.22</b>	<b>82</b>	<b>0.00</b>	<b>909,435.00</b>	<b>164,665.78</b>
<b>EXPENDITURES</b>										
5001 SALARIES AND WAGES	270,364.09	2,082,039.58	90	183,449.84	8	2,124,397.21	88	0.00	2,418,759.95	294,362.74
5003 FRINGE BENEFITS	0.00	139.56	100	0.00	0	0.00	0	0.00	0.00	0.00
5010 COMMODITIES	5,262.21	31,777.33	73	7,655.59	16	41,222.69	86	5,647.20	47,911.74	6,689.05
5020 SERVICES	10,468.18	96,146.70	72	13,256.68	10	115,804.17	89	0.00	129,573.26	13,769.09
<b>TOTAL EXPENDITURES</b>	<b>286,094.48</b>	<b>2,210,103.17</b>	<b>89</b>	<b>204,362.11</b>	<b>8</b>	<b>2,281,424.07</b>	<b>88</b>	<b>5,647.20</b>	<b>2,596,244.95</b>	<b>314,820.88</b>
<b>OTHER FINANCING SOURCES (USES)</b>										
<b>TOTAL OTHER FINANCING SOURCES (USES)</b>	<b>0.00</b>	<b>0.00</b>		<b>0.00</b>		<b>0.00</b>		<b>0.00</b>	<b>0.00</b>	<b>0.00</b>
<b>NET CHANGE IN FUND BALANCE</b>	<b>219,260.82</b>	<b>1,449,057.32</b>		<b>81,533.80</b>		<b>1,536,654.85</b>		<b>5,647.20</b>	<b>1,686,809.95</b>	<b>150,155.10</b>



**FUND DEPT 1080-042 : GENERAL CORPORATE - CORONER**

12/14/2022 1:20:48 PM

**PERIOD ENDING 11/30/2022**

	ACTUAL LAST YEAR			ACTUAL THIS YEAR				ENCUMBRANCE	BUDGET	UNENCUMBERED BALANCE
	CURRENT MONTH	YEAR TO DATE	%	CURRENT MONTH	%	YEAR TO DATE	%			
<b>REVENUES</b>										
4004 INTERGOVERNMENTAL REVENUE	0.00	15,124.58	134	0.00	0	11,630.00	103	0.00	11,300.00	-330.00
4007 CHARGES FOR SERVICES	4,860.46	52,077.72	96	8,775.07	15	76,106.87	131	0.00	58,000.00	-18,106.87
4009 MISCELLANEOUS REVENUES	0.00	0.00	0	0.00	0	5,598.53	0	0.00	0.00	-5,598.53
<b>TOTAL REVENUES</b>	<b>4,860.46</b>	<b>67,202.30</b>	<b>103</b>	<b>8,775.07</b>	<b>13</b>	<b>93,335.40</b>	<b>135</b>	<b>0.00</b>	<b>69,300.00</b>	<b>-24,035.40</b>
<b>EXPENDITURES</b>										
5001 SALARIES AND WAGES	43,920.22	368,876.53	82	37,950.23	7	431,657.34	83	0.00	518,252.00	86,594.66
5003 FRINGE BENEFITS	0.00	700.00	58	0.00	0	249.00	21	0.00	1,200.00	951.00
5010 COMMODITIES	1,616.47	15,524.06	77	247.53	1	13,469.88	52	0.00	25,997.00	12,527.12
5020 SERVICES	19,736.12	164,249.02	87	20,372.94	10	174,167.72	88	0.00	198,938.00	24,770.28
<b>TOTAL EXPENDITURES</b>	<b>65,272.81</b>	<b>549,349.61</b>	<b>83</b>	<b>58,570.70</b>	<b>8</b>	<b>619,543.94</b>	<b>83</b>	<b>0.00</b>	<b>744,387.00</b>	<b>124,843.06</b>
<b>NET CHANGE IN FUND BALANCE</b>	<b>60,412.35</b>	<b>482,147.31</b>		<b>49,795.63</b>		<b>526,208.54</b>		<b>0.00</b>	<b>675,087.00</b>	<b>148,878.46</b>



**FUND DEPT 1080-043 : GENERAL CORPORATE - EMERGENCY MGMT AGCY (EMA)**

12/14/2022 1:20:48 PM

**PERIOD ENDING 11/30/2022**

	ACTUAL LAST YEAR			ACTUAL THIS YEAR				ENCUMBRANCE	BUDGET	UNENCUMBERED BALANCE
	CURRENT MONTH	YEAR TO DATE	%	CURRENT MONTH	%	YEAR TO DATE	%			
<b>REVENUES</b>										
4004 INTERGOVERNMENTAL REVENUE	2,795.00	82,815.55	137	0.00	0	47,746.18	79	0.00	60,500.00	12,753.82
4009 MISCELLANEOUS REVENUES	0.00	2.55	0	0.00	0	840.00	0	0.00	0.00	-840.00
<b>TOTAL REVENUES</b>	<b>2,795.00</b>	<b>82,818.10</b>	<b>137</b>	<b>0.00</b>	<b>0</b>	<b>48,586.18</b>	<b>80</b>	<b>0.00</b>	<b>60,500.00</b>	<b>11,913.82</b>
<b>EXPENDITURES</b>										
5001 SALARIES AND WAGES	15,095.40	108,646.54	82	10,365.20	8	116,608.49	86	0.00	135,451.00	18,842.51
5010 COMMODITIES	780.14	5,773.66	77	730.40	10	6,052.66	80	0.00	7,520.00	1,467.34
5020 SERVICES	2,205.84	11,125.36	68	2,933.46	12	17,809.80	71	0.00	24,992.00	7,182.20
<b>TOTAL EXPENDITURES</b>	<b>18,081.38</b>	<b>125,545.56</b>	<b>80</b>	<b>14,029.06</b>	<b>8</b>	<b>140,470.95</b>	<b>84</b>	<b>0.00</b>	<b>167,963.00</b>	<b>27,492.05</b>
<b>NET CHANGE IN FUND BALANCE</b>	<b>15,286.38</b>	<b>42,727.46</b>		<b>14,029.06</b>		<b>91,884.77</b>		<b>0.00</b>	<b>107,463.00</b>	<b>15,578.23</b>




FUND DEPT 1080-051 : GENERAL CORPORATE - JUVENILE DETENTION CENTER

12/14/2022 1:20:48 PM

PERIOD ENDING 11/30/2022

	ACTUAL LAST YEAR			ACTUAL THIS YEAR				ENCUMBRANCE	BUDGET	UNENCUMBERED BALANCE
	CURRENT MONTH	YEAR TO DATE	%	CURRENT MONTH	%	YEAR TO DATE	%			
<b>REVENUES</b>										
4004 INTERGOVERNMENTAL REVENUE	5,984.79	1,293,375.76	89	95,716.16	7	830,134.39	57	0.00	1,456,449.00	626,314.61
4007 CHARGES FOR SERVICES	2,351.31	7,337.93	0	0.00	0	0.00	0	0.00	0.00	0.00
4009 MISCELLANEOUS REVENUES	0.00	421.56	0	0.00	0	2,860.61	0	0.00	0.00	-2,860.61
<b>TOTAL REVENUES</b>	<b>8,336.10</b>	<b>1,301,135.25</b>	<b>89</b>	<b>95,716.16</b>	<b>7</b>	<b>832,995.00</b>	<b>57</b>	<b>0.00</b>	<b>1,456,449.00</b>	<b>623,454.00</b>
<b>EXPENDITURES</b>										
5001 SALARIES AND WAGES	161,100.74	1,245,053.68	78	94,672.05	7	1,011,003.88	73	0.00	1,393,219.00	382,215.12
5010 COMMODITIES	7,733.77	23,842.97	64	2,219.20	6	25,205.85	66	0.00	38,000.00	12,794.15
5020 SERVICES	15,763.85	168,708.96	83	39,294.97	10	307,385.91	75	0.00	409,760.00	102,374.09
<b>TOTAL EXPENDITURES</b>	<b>184,598.36</b>	<b>1,437,605.61</b>	<b>79</b>	<b>136,186.22</b>	<b>7</b>	<b>1,343,595.64</b>	<b>73</b>	<b>0.00</b>	<b>1,840,979.00</b>	<b>497,383.36</b>
<b>OTHER FINANCING SOURCES (USES)</b>										
<b>TOTAL OTHER FINANCING SOURCES (USES)</b>	<b>0.00</b>	<b>0.00</b>		<b>0.00</b>		<b>0.00</b>		<b>0.00</b>	<b>0.00</b>	<b>0.00</b>
<b>NET CHANGE IN FUND BALANCE</b>	<b>176,262.26</b>	<b>136,470.36</b>		<b>40,470.06</b>		<b>510,600.64</b>		<b>0.00</b>	<b>384,530.00</b>	<b>-126,070.64</b>



PERIOD ENDING 11/30/2022

	ACTUAL LAST YEAR			ACTUAL THIS YEAR				ENCUMBRANCE	BUDGET	UNENCUMBERED BALANCE
	CURRENT MONTH	YEAR TO DATE	%	CURRENT MONTH	%	YEAR TO DATE	%			
<b>REVENUES</b>										
4004 INTERGOVERNMENTAL REVENUE	0.00	882,063.33	98	71,781.69	8	666,681.47	71	0.00	934,365.00	267,683.53
4009 MISCELLANEOUS REVENUES	0.00	53.71	0	0.00	0	0.00	0	0.00	0.00	0.00
<b>TOTAL REVENUES</b>	<b>0.00</b>	<b>882,117.04</b>	<b>98</b>	<b>71,781.69</b>	<b>8</b>	<b>666,681.47</b>	<b>71</b>	<b>0.00</b>	<b>934,365.00</b>	<b>267,683.53</b>
<b>EXPENDITURES</b>										
5001 SALARIES AND WAGES	184,175.08	1,448,226.94	85	132,823.58	8	1,427,544.70	84	0.00	1,693,760.00	266,215.30
5010 COMMODITIES	1,551.55	9,212.96	55	756.98	4	11,517.16	67	0.00	17,247.00	5,729.84
5020 SERVICES	147.17	4,268.44	41	695.93	7	5,484.01	55	0.00	9,928.00	4,443.99
<b>TOTAL EXPENDITURES</b>	<b>185,873.80</b>	<b>1,461,708.34</b>	<b>84</b>	<b>134,276.49</b>	<b>8</b>	<b>1,444,545.87</b>	<b>84</b>	<b>0.00</b>	<b>1,720,935.00</b>	<b>276,389.13</b>
<b>OTHER FINANCING SOURCES (USES)</b>										
<b>TOTAL OTHER FINANCING SOURCES (USES)</b>	<b>0.00</b>	<b>0.00</b>		<b>0.00</b>		<b>0.00</b>		<b>0.00</b>	<b>0.00</b>	<b>0.00</b>
<b>NET CHANGE IN FUND BALANCE</b>	<b>185,873.80</b>	<b>579,591.30</b>		<b>62,494.80</b>		<b>777,864.40</b>		<b>0.00</b>	<b>786,570.00</b>	<b>8,705.60</b>



**FUND DEPT 1080-057 : GENERAL CORPORATE - DEPUTY SHERIFF MERIT COMM**

12/14/2022 1:20:48 PM

**PERIOD ENDING 11/30/2022**

	ACTUAL LAST YEAR			ACTUAL THIS YEAR				ENCUMBRANCE	BUDGET	UNENCUMBERED BALANCE
	CURRENT MONTH	YEAR TO DATE	%	CURRENT MONTH	%	YEAR TO DATE	%			
<b>REVENUES</b>										
4009 MISCELLANEOUS REVENUES	0.00	0.00	0	0.00	0	2,880.00	0	0.00	0.00	-2,880.00
<b>TOTAL REVENUES</b>	<b>0.00</b>	<b>0.00</b>	<b>0</b>	<b>0.00</b>	<b>0</b>	<b>2,880.00</b>	<b>0</b>	<b>0.00</b>	<b>0.00</b>	<b>-2,880.00</b>
<b>EXPENDITURES</b>										
5001 SALARIES AND WAGES	0.00	135.00	14	0.00	0	225.00	24	0.00	950.00	725.00
5020 SERVICES	4,346.00	38,890.75	97	7,549.00	25	31,814.06	104	0.00	30,691.00	-1,123.06
<b>TOTAL EXPENDITURES</b>	<b>4,346.00</b>	<b>39,025.75</b>	<b>94</b>	<b>7,549.00</b>	<b>24</b>	<b>32,039.06</b>	<b>101</b>	<b>0.00</b>	<b>31,641.00</b>	<b>-398.06</b>
<b>NET CHANGE IN FUND BALANCE</b>	<b>4,346.00</b>	<b>39,025.75</b>		<b>7,549.00</b>		<b>29,159.06</b>		<b>0.00</b>	<b>31,641.00</b>	<b>2,481.94</b>



**FUND DEPT 1080-059 : GENERAL CORPORATE - FACILITIES PLANNING**

12/14/2022 1:20:48 PM

**PERIOD ENDING 11/30/2022**

	ACTUAL LAST YEAR			ACTUAL THIS YEAR				ENCUMBRANCE	BUDGET	UNENCUMBERED BALANCE
	CURRENT MONTH	YEAR TO DATE	%	CURRENT MONTH	%	YEAR TO DATE	%			
<b>EXPENDITURES</b>										
<b>TOTAL EXPENDITURES</b>	0.00	0.00	0	0.00	0	0.00	0	0.00	0.00	0.00
<b>NET CHANGE IN FUND BALANCE</b>	0.00	0.00		0.00		0.00		0.00	0.00	0.00





PERIOD ENDING 11/30/2022

	ACTUAL LAST YEAR			ACTUAL THIS YEAR				ENCUMBRANCE	BUDGET	UNENCUMBERED BALANCE
	CURRENT MONTH	YEAR TO DATE	%	CURRENT MONTH	%	YEAR TO DATE	%			
<b>REVENUES</b>										
4004 INTERGOVERNMENTAL REVENUE	0.00	5,589.73	0	0.00	0	0.00	0	0.00	0.00	0.00
4007 CHARGES FOR SERVICES	0.00	29,423.16	50	12,838.80	22	26,336.64	45	0.00	59,000.00	32,663.36
4009 MISCELLANEOUS REVENUES	1,059.25	12,934.27	38	-1.07	0	14,512.54	43	0.00	34,000.00	19,487.46
4010 RENTS AND ROYALTIES	63,960.68	543,776.29	63	18,494.35	2	768,544.31	86	0.00	894,386.00	125,841.69
<b>TOTAL REVENUES</b>	<b>65,019.93</b>	<b>591,723.45</b>	<b>62</b>	<b>31,332.08</b>	<b>3</b>	<b>809,393.49</b>	<b>82</b>	<b>0.00</b>	<b>987,386.00</b>	<b>177,992.51</b>
<b>EXPENDITURES</b>										
5001 SALARIES AND WAGES	110,659.93	884,946.26	87	79,764.68	8	904,167.27	85	0.00	1,061,170.00	157,002.73
5010 COMMODITIES	3,482.57	100,674.24	86	14,294.57	10	125,312.09	88	0.00	142,643.00	17,330.91
5020 SERVICES	78,946.29	1,304,276.47	74	90,790.44	5	759,521.77	44	0.00	1,720,961.00	961,439.23
5050 INTEREST AND FISCAL CHARGES	0.00	6,125.00	3	0.00	0	4,637.50	3	0.00	184,275.00	179,637.50
<b>TOTAL EXPENDITURES</b>	<b>193,088.79</b>	<b>2,296,021.97</b>	<b>75</b>	<b>184,849.69</b>	<b>6</b>	<b>1,793,638.63</b>	<b>58</b>	<b>0.00</b>	<b>3,109,049.00</b>	<b>1,315,410.37</b>
<b>OTHER FINANCING SOURCES (USES)</b>										
6001 OTHER FINANCING SOURCES	85,526.66	660,316.94	83	0.00	0	0.00	0	0.00	800,000.00	800,000.00
7001 OTHER FINANCING USES	0.00	0.00	0	0.00	0	0.00	0	0.00	-2,150,000.00	-2,150,000.00
<b>TOTAL OTHER FINANCING SOURCES (USES)</b>	<b>85,526.66</b>	<b>660,316.94</b>		<b>0.00</b>		<b>0.00</b>		<b>0.00</b>	<b>-1,350,000.00</b>	<b>-1,350,000.00</b>
<b>NET CHANGE IN FUND BALANCE</b>	<b>42,542.20</b>	<b>1,043,981.58</b>		<b>153,517.61</b>		<b>984,245.14</b>		<b>0.00</b>	<b>3,471,663.00</b>	<b>2,487,417.86</b>



**FUND DEPT 1080-072 : GENERAL CORPORATE - ADA COMPLIANCE**

12/14/2022 1:20:48 PM

**PERIOD ENDING 11/30/2022**

	ACTUAL LAST YEAR			ACTUAL THIS YEAR				ENCUMBRANCE	BUDGET	UNENCUMBERED BALANCE
	CURRENT MONTH	YEAR TO DATE	%	CURRENT MONTH	%	YEAR TO DATE	%			
<b>EXPENDITURES</b>										
<b>TOTAL EXPENDITURES</b>	0.00	0.00	0	0.00	0	0.00	0	0.00	0.00	0.00
<b>NET CHANGE IN FUND BALANCE</b>	0.00	0.00		0.00		0.00		0.00	0.00	0.00



FUND DEPT 1080-075 : GENERAL CORPORATE - GENERAL COUNTY

12/14/2022 1:20:48 PM

PERIOD ENDING 11/30/2022

	ACTUAL LAST YEAR			ACTUAL THIS YEAR				ENCUMBRANCE	BUDGET	UNENCUMBERED BALANCE
	CURRENT MONTH	YEAR TO DATE	%	CURRENT MONTH	%	YEAR TO DATE	%			
<b>REVENUES</b>										
4001 PROPERTY TAX	0.00	13,530,758.95	96	-0.01	0	12,637,051.79	95	0.00	13,339,312.00	702,260.21
4002 LOCAL SALES TAX	10,539.84	45,709.97	82	5,198.90	9	19,292.77	34	0.00	56,000.00	36,707.23
4003 OTHER TAXES	0.00	0.00	0	4,422.39	44	34,391.00	344	0.00	10,000.00	-24,391.00
4004 INTERGOVERNMENTAL REVENUE	2,450,672.81	10,749,824.28	86	3,327,491.36	22	15,306,323.95	100	0.00	15,331,980.00	25,656.05
4007 CHARGES FOR SERVICES	420.00	30,148.00	100	17,420.00	58	20,160.00	67	0.00	30,000.00	9,840.00
4008 INVESTMENT EARNINGS	534.34	3,556.48	18	54,493.31	545	245,050.16	2451	0.00	10,000.00	-235,050.16
4009 MISCELLANEOUS REVENUES	0.00	0.00	0	-800.00	0	1,255.38	0	0.00	0.00	-1,255.38
<b>TOTAL REVENUES</b>	<b>2,462,166.99</b>	<b>24,359,997.68</b>	<b>91</b>	<b>3,408,225.95</b>	<b>12</b>	<b>28,263,525.05</b>	<b>98</b>	<b>0.00</b>	<b>28,777,292.00</b>	<b>513,766.95</b>
<b>EXPENDITURES</b>										
5003 FRINGE BENEFITS	241,756.65	2,700,498.97	79	233,127.46	7	2,462,878.44	75	0.00	3,300,000.00	837,121.56
5020 SERVICES	18,298.00	137,104.55	39	7,290.52	2	303,377.25	72	0.00	418,870.00	115,492.75
5050 INTEREST AND FISCAL CHARGES	750.00	750.00	50	750.00	50	750.00	50	0.00	1,500.00	750.00
<b>TOTAL EXPENDITURES</b>	<b>260,804.65</b>	<b>2,838,353.52</b>	<b>76</b>	<b>241,167.98</b>	<b>6</b>	<b>2,767,005.69</b>	<b>74</b>	<b>0.00</b>	<b>3,720,370.00</b>	<b>953,364.31</b>
<b>OTHER FINANCING SOURCES (USES)</b>										
6001 OTHER FINANCING SOURCES	0.00	0.00	0	4,528.63	4	4,528.63	4	0.00	109,196.00	104,667.37
7001 OTHER FINANCING USES	0.00	-1,000,000.00	50	0.00	0	0.00	0	0.00	-5,610,454.00	-5,610,454.00
<b>TOTAL OTHER FINANCING SOURCES (USES)</b>	<b>0.00</b>	<b>-1,000,000.00</b>		<b>4,528.63</b>		<b>4,528.63</b>		<b>0.00</b>	<b>-5,501,258.00</b>	<b>-5,505,786.63</b>
<b>NET CHANGE IN FUND BALANCE</b>	<b>-2,201,362.34</b>	<b>-20,521,644.16</b>		<b>-3,171,586.60</b>		<b>-25,501,047.99</b>		<b>0.00</b>	<b>-19,555,664.00</b>	<b>5,945,383.99</b>



FUND DEPT 1080-077 : GENERAL CORPORATE - ZONING AND ENFORCE (P&Z)

12/14/2022 1:20:48 PM

PERIOD ENDING 11/30/2022

	ACTUAL LAST YEAR			ACTUAL THIS YEAR				ENCUMBRANCE	BUDGET	UNENCUMBERED BALANCE
	CURRENT MONTH	YEAR TO DATE	%	CURRENT MONTH	%	YEAR TO DATE	%			
<b>REVENUES</b>										
4006 LICENSES AND PERMITS	6,130.00	34,419.00	78	2,671.00	1	44,305.00	20	0.00	217,006.00	172,701.00
4007 CHARGES FOR SERVICES	500.00	9,116.80	99	-680.00	-5	14,562.00	114	0.00	12,722.00	-1,840.00
4009 MISCELLANEOUS REVENUES	0.00	3,018.00	150 9	0.00	0	0.00	0	0.00	2,000.00	2,000.00
<b>TOTAL REVENUES</b>	<b>6,630.00</b>	<b>46,553.80</b>	<b>87</b>	<b>1,991.00</b>	<b>1</b>	<b>58,867.00</b>	<b>25</b>	<b>0.00</b>	<b>231,728.00</b>	<b>172,861.00</b>
<b>EXPENDITURES</b>										
5001 SALARIES AND WAGES	44,742.14	340,668.24	75	27,238.32	5	345,540.45	68	0.00	509,109.00	163,568.55
5010 COMMODITIES	80.82	4,471.11	71	204.92	4	3,776.76	74	0.00	5,116.00	1,339.24
5020 SERVICES	1,439.62	11,163.76	58	1,218.47	6	14,179.02	69	0.00	20,526.00	6,346.98
<b>TOTAL EXPENDITURES</b>	<b>46,262.58</b>	<b>356,303.11</b>	<b>74</b>	<b>28,661.71</b>	<b>5</b>	<b>363,496.23</b>	<b>68</b>	<b>0.00</b>	<b>534,751.00</b>	<b>171,254.77</b>
<b>NET CHANGE IN FUND BALANCE</b>	<b>39,632.58</b>	<b>309,749.31</b>		<b>26,670.71</b>		<b>304,629.23</b>		<b>0.00</b>	<b>303,023.00</b>	<b>-1,606.23</b>



**FUND DEPT 1080-124 : GENERAL CORPORATE - REGIONAL OFFICE EDUCATION**

12/14/2022 1:20:48 PM

**PERIOD ENDING 11/30/2022**

	ACTUAL LAST YEAR			ACTUAL THIS YEAR				ENCUMBRANCE	BUDGET	UNENCUMBERED BALANCE
	CURRENT MONTH	YEAR TO DATE	%	CURRENT MONTH	%	YEAR TO DATE	%			
<b>EXPENDITURES</b>										
5020 SERVICES	38,635.13	231,810.77	100	39,036.98	17	234,222.00	100	0.00	234,222.00	0.00
<b>TOTAL EXPENDITURES</b>	<b>38,635.13</b>	<b>231,810.77</b>	<b>100</b>	<b>39,036.98</b>	<b>17</b>	<b>234,222.00</b>	<b>100</b>	<b>0.00</b>	<b>234,222.00</b>	<b>0.00</b>
<b>NET CHANGE IN FUND BALANCE</b>	<b>38,635.13</b>	<b>231,810.77</b>		<b>39,036.98</b>		<b>234,222.00</b>		<b>0.00</b>	<b>234,222.00</b>	<b>0.00</b>



PERIOD ENDING 11/30/2022

	ACTUAL LAST YEAR			ACTUAL THIS YEAR				ENCUMBRANCE	BUDGET	UNENCUMBERED BALANCE
	CURRENT MONTH	YEAR TO DATE	%	CURRENT MONTH	%	YEAR TO DATE	%			
<b>REVENUES</b>										
4009 MISCELLANEOUS REVENUES	0.00	7,828.70	107	0.00	0	0.00	0	0.00	0.00	0.00
<b>TOTAL REVENUES</b>	<b>0.00</b>	<b>7,828.70</b>	<b>107</b>	<b>0.00</b>	<b>0</b>	<b>0.00</b>	<b>0</b>	<b>0.00</b>	<b>0.00</b>	<b>0.00</b>
<b>EXPENDITURES</b>										
5001 SALARIES AND WAGES	5,361.12	41,772.06	89	3,680.64	8	41,177.16	85	0.00	48,318.00	7,140.84
5020 SERVICES	8,750.00	77,625.11	86	4,015.00	5	69,820.77	79	0.00	88,631.00	18,810.23
<b>TOTAL EXPENDITURES</b>	<b>14,111.12</b>	<b>119,397.17</b>	<b>87</b>	<b>7,695.64</b>	<b>6</b>	<b>110,997.93</b>	<b>81</b>	<b>0.00</b>	<b>136,949.00</b>	<b>25,951.07</b>
<b>NET CHANGE IN FUND BALANCE</b>	<b>14,111.12</b>	<b>111,568.47</b>		<b>7,695.64</b>		<b>110,997.93</b>		<b>0.00</b>	<b>136,949.00</b>	<b>25,951.07</b>



FUND DEPT 1080-130 : GENERAL CORPORATE - CIRC CLK SUPPORT ENFORCE

12/14/2022 1:20:48 PM

PERIOD ENDING 11/30/2022

	ACTUAL LAST YEAR			ACTUAL THIS YEAR				ENCUMBRANCE	BUDGET	UNENCUMBERED BALANCE
	CURRENT MONTH	YEAR TO DATE	%	CURRENT MONTH	%	YEAR TO DATE	%			
<b>REVENUES</b>										
4004 INTERGOVERNMENTAL REVENUE	2,772.00	11,697.00	45	0.00	0	9,597.00	74	0.00	12,896.00	3,299.00
<b>TOTAL REVENUES</b>	<b>2,772.00</b>	<b>11,697.00</b>	<b>45</b>	<b>0.00</b>	<b>0</b>	<b>9,597.00</b>	<b>74</b>	<b>0.00</b>	<b>12,896.00</b>	<b>3,299.00</b>
<b>EXPENDITURES</b>										
5001 SALARIES AND WAGES	4,825.75	37,750.38	90	0.00	0	0.00	0	0.00	12,896.00	12,896.00
<b>TOTAL EXPENDITURES</b>	<b>4,825.75</b>	<b>37,750.38</b>	<b>90</b>	<b>0.00</b>	<b>0</b>	<b>0.00</b>	<b>0</b>	<b>0.00</b>	<b>12,896.00</b>	<b>12,896.00</b>
<b>OTHER FINANCING SOURCES (USES)</b>										
<b>TOTAL OTHER FINANCING SOURCES (USES)</b>	<b>0.00</b>	<b>0.00</b>		<b>0.00</b>		<b>0.00</b>		<b>0.00</b>	<b>0.00</b>	<b>0.00</b>
<b>NET CHANGE IN FUND BALANCE</b>	<b>2,053.75</b>	<b>26,053.38</b>		<b>0.00</b>		<b>-9,597.00</b>		<b>0.00</b>	<b>0.00</b>	<b>9,597.00</b>



FUND DEPT 1080-140 : GENERAL CORPORATE - CORRECTIONAL CENTER

12/14/2022 1:20:48 PM

PERIOD ENDING 11/30/2022

	ACTUAL LAST YEAR			ACTUAL THIS YEAR				ENCUMBRANCE	BUDGET	UNENCUMBERED BALANCE
	CURRENT MONTH	YEAR TO DATE	%	CURRENT MONTH	%	YEAR TO DATE	%			
<b>REVENUES</b>										
4004 INTERGOVERNMENTAL REVENUE	27,312.91	252,479.32	227	41,405.20	13	362,343.05	116	0.00	312,540.00	-49,803.05
4007 CHARGES FOR SERVICES	33,392.18	327,031.37	66	31,111.28	7	315,427.16	75	0.00	422,875.00	107,447.84
4009 MISCELLANEOUS REVENUES	1,814.57	27,318.19	64	10,949.60	49	60,968.13	271	0.00	22,500.00	-38,468.13
<b>TOTAL REVENUES</b>	<b>62,519.66</b>	<b>606,828.88</b>	<b>94</b>	<b>83,466.08</b>	<b>11</b>	<b>738,738.34</b>	<b>97</b>	<b>0.00</b>	<b>757,915.00</b>	<b>19,176.66</b>
<b>EXPENDITURES</b>										
5001 SALARIES AND WAGES	368,696.38	2,798,677.64	93	227,593.42	7	2,705,941.81	85	0.00	3,194,317.00	488,375.19
5002 LAW ENFORCEMENT SALARIES	229,931.32	1,809,203.39	80	106,729.95	5	1,522,802.74	73	0.00	2,098,615.00	575,812.26
5003 FRINGE BENEFITS	0.00	822.47	100	0.00	0	572.20	89	0.00	645.00	72.80
5010 COMMODITIES	17,973.40	185,315.11	85	24,360.42	9	249,740.06	95	0.00	261,663.00	11,922.94
5020 SERVICES	223,371.34	1,423,423.34	76	454,934.67	12	3,503,068.99	91	0.00	3,870,239.00	367,170.01
8000 CAPITAL OUTLAY	0.00	34,340.00	100	0.00	0	0.00	0	0.00	0.00	0.00
<b>TOTAL EXPENDITURES</b>	<b>839,972.44</b>	<b>6,251,781.95</b>	<b>85</b>	<b>813,618.46</b>	<b>9</b>	<b>7,982,125.80</b>	<b>85</b>	<b>0.00</b>	<b>9,425,479.00</b>	<b>1,443,353.20</b>
<b>OTHER FINANCING SOURCES (USES)</b>										
6001 OTHER FINANCING SOURCES	0.00	0.00	0	0.00	0	10.00	0	0.00	1,096,056.00	1,096,046.00
<b>TOTAL OTHER FINANCING SOURCES (USES)</b>	<b>0.00</b>	<b>0.00</b>		<b>0.00</b>		<b>10.00</b>		<b>0.00</b>	<b>1,096,056.00</b>	<b>1,096,046.00</b>
<b>NET CHANGE IN FUND BALANCE</b>	<b>777,452.78</b>	<b>5,644,953.07</b>		<b>730,152.38</b>		<b>7,243,377.46</b>		<b>0.00</b>	<b>7,571,508.00</b>	<b>328,130.54</b>






FUND DEPT 1080-141 : GENERAL CORPORATE - STS ATTY SUPPORT ENFORCE

12/14/2022 1:20:48 PM

PERIOD ENDING 11/30/2022

	ACTUAL LAST YEAR			ACTUAL THIS YEAR				ENCUMBRANCE	BUDGET	UNENCUMBERED BALANCE
	CURRENT MONTH	YEAR TO DATE	%	CURRENT MONTH	%	YEAR TO DATE	%			
<b>REVENUES</b>										
4004 INTERGOVERNMENTAL REVENUE	0.00	281,626.15	88	25,601.30	8	188,600.52	58	0.00	324,550.00	135,949.48
<b>TOTAL REVENUES</b>	<b>0.00</b>	<b>281,626.15</b>	<b>88</b>	<b>25,601.30</b>	<b>8</b>	<b>188,600.52</b>	<b>58</b>	<b>0.00</b>	<b>324,550.00</b>	<b>135,949.48</b>
<b>EXPENDITURES</b>										
5001 SALARIES AND WAGES	26,606.32	190,532.90	76	17,327.19	7	207,267.76	88	0.00	234,206.00	26,938.24
5003 FRINGE BENEFITS	6,417.01	62,857.88	68	5,244.59	6	66,854.32	75	0.00	88,742.05	21,887.73
5010 COMMODITIES	96.71	1,393.40	30	198.26	4	2,660.02	57	0.00	4,680.00	2,019.98
5020 SERVICES	4,447.45	6,064.53	18	41.47	0	5,944.15	18	0.00	32,820.00	26,875.85
<b>TOTAL EXPENDITURES</b>	<b>37,567.49</b>	<b>260,848.71</b>	<b>69</b>	<b>22,811.51</b>	<b>6</b>	<b>282,726.25</b>	<b>78</b>	<b>0.00</b>	<b>360,448.05</b>	<b>77,721.80</b>
<b>NET CHANGE IN FUND BALANCE</b>	<b>37,567.49</b>	<b>-20,777.44</b>		<b>-2,789.79</b>		<b>94,125.73</b>		<b>0.00</b>	<b>35,898.05</b>	<b>-58,227.68</b>



PERIOD ENDING 11/30/2022

	ACTUAL LAST YEAR			ACTUAL THIS YEAR				ENCUMBRANCE	BUDGET	UNENCUMBERED BALANCE
	CURRENT MONTH	YEAR TO DATE	%	CURRENT MONTH	%	YEAR TO DATE	%			
<b>REVENUES</b>										
4004 INTERGOVERNMENTAL REVENUE	2,676,843.51	25,094,910.56	75	3,978,338.50	14	20,240,999.53	71	0.00	28,477,014.00	8,236,014.47
4007 CHARGES FOR SERVICES	49,844.18	1,342,799.40	79	53,693.42	3	1,123,050.05	58	0.00	1,946,075.00	823,024.95
4008 INVESTMENT EARNINGS	330.11	2,926.12	15	2,007.81	0	24,023.76	0	0.00	0.00	-24,023.76
4009 MISCELLANEOUS REVENUES	15.60	87,672.60	118	0.00	0	64,498.00	70	0.00	91,500.00	27,002.00
<b>TOTAL REVENUES</b>	<b>2,727,033.40</b>	<b>26,528,308.68</b>	<b>75</b>	<b>4,034,039.73</b>	<b>13</b>	<b>21,452,571.34</b>	<b>70</b>	<b>0.00</b>	<b>30,514,589.00</b>	<b>9,062,017.66</b>
<b>EXPENDITURES</b>										
5001 SALARIES AND WAGES	768,215.22	5,006,739.14	70	453,861.01	6	5,197,967.04	72	0.00	7,171,054.18	1,973,087.14
5003 FRINGE BENEFITS	143,043.96	1,364,506.27	99	151,484.46	9	1,377,868.63	79	14,965.78	1,753,264.26	375,395.63
5010 COMMODITIES	42,195.48	323,887.09	40	10,237.42	2	322,932.80	51	24,000.70	634,112.24	311,179.44
5020 SERVICES	2,333,740.66	16,985,276.76	69	2,201,072.89	11	15,089,570.61	74	-673.93	20,409,521.32	5,319,950.71
8000 CAPITAL OUTLAY	0.00	0.00	0	163,475.00	33	236,639.44	48	-163,475.00	489,450.00	252,810.56
<b>TOTAL EXPENDITURES</b>	<b>3,287,195.32</b>	<b>23,680,409.26</b>	<b>69</b>	<b>2,980,130.78</b>	<b>10</b>	<b>22,224,978.52</b>	<b>73</b>	<b>-125,182.45</b>	<b>30,457,402.00</b>	<b>8,232,423.48</b>
<b>OTHER FINANCING SOURCES (USES)</b>										
6001 OTHER FINANCING SOURCES	6,532.23	198,488.13	59	35,731.67	9	210,801.04	53	0.00	397,493.00	186,691.96
7001 OTHER FINANCING USES	-5,659.18	-177,833.20	35	-35,269.51	10	-183,217.44	53	0.00	-346,715.00	-163,497.56
<b>TOTAL OTHER FINANCING SOURCES (USES)</b>	<b>873.05</b>	<b>20,654.93</b>		<b>462.16</b>		<b>27,583.60</b>		<b>0.00</b>	<b>50,778.00</b>	<b>23,194.40</b>
<b>NET CHANGE IN FUND BALANCE</b>	<b>559,288.87</b>	<b>-2,868,554.35</b>		<b>-1,054,371.11</b>		<b>744,823.58</b>		<b>-125,182.45</b>	<b>-107,965.00</b>	<b>-852,788.58</b>



**FUND DEPT 2076-011 : TORT IMMUNITY TAX FUND - SOLID WASTE MGMT**

12/14/2022 1:20:48 PM

**PERIOD ENDING 11/30/2022**

	ACTUAL LAST YEAR			ACTUAL THIS YEAR				ENCUMBRANCE	BUDGET	UNENCUMBERED BALANCE
	CURRENT MONTH	YEAR TO DATE	%	CURRENT MONTH	%	YEAR TO DATE	%			
<b>EXPENDITURES</b>										
<b>TOTAL EXPENDITURES</b>	0.00	0.00	0	0.00	0	0.00	0	0.00	0.00	0.00
<b>NET CHANGE IN FUND BALANCE</b>	0.00	0.00		0.00		0.00		0.00	0.00	0.00



FUND DEPT 2076-075 : TORT IMMUNITY TAX FUND - GENERAL COUNTY

12/14/2022 1:20:48 PM

PERIOD ENDING 11/30/2022

	ACTUAL LAST YEAR			ACTUAL THIS YEAR				ENCUMBRANCE	BUDGET	UNENCUMBERED BALANCE
	CURRENT MONTH	YEAR TO DATE	%	CURRENT MONTH	%	YEAR TO DATE	%			
<b>REVENUES</b>										
4001 PROPERTY TAX	0.00	2,163,372.25	97	0.00	0	3,451,048.30	95	0.00	3,645,009.00	193,960.70
4008 INVESTMENT EARNINGS	0.00	5.07	0	4,056.27	0	8,303.61	0	0.00	0.00	-8,303.61
<b>TOTAL REVENUES</b>	<b>0.00</b>	<b>2,163,377.32</b>	<b>97</b>	<b>4,056.27</b>	<b>0</b>	<b>3,459,351.91</b>	<b>95</b>	<b>0.00</b>	<b>3,645,009.00</b>	<b>185,657.09</b>
<b>EXPENDITURES</b>										
5003 FRINGE BENEFITS	74,512.40	946,687.28	88	80,477.36	7	905,487.75	82	0.00	1,101,335.00	195,847.25
5020 SERVICES	0.00	0.00	0	0.00	0	1,334.85	0	0.00	1,198,665.00	1,197,330.15
<b>TOTAL EXPENDITURES</b>	<b>74,512.40</b>	<b>946,687.28</b>	<b>42</b>	<b>80,477.36</b>	<b>3</b>	<b>906,822.60</b>	<b>39</b>	<b>0.00</b>	<b>2,300,000.00</b>	<b>1,393,177.40</b>
<b>OTHER FINANCING SOURCES (USES)</b>										
<b>TOTAL OTHER FINANCING SOURCES (USES)</b>	<b>0.00</b>	<b>0.00</b>		<b>0.00</b>		<b>0.00</b>		<b>0.00</b>	<b>0.00</b>	<b>0.00</b>
<b>NET CHANGE IN FUND BALANCE</b>	<b>74,512.40</b>	<b>-1,216,690.04</b>		<b>76,421.09</b>		<b>-2,552,529.31</b>		<b>0.00</b>	<b>-1,345,009.00</b>	<b>1,207,520.31</b>



FUND DEPT 2083-060 : COUNTY HIGHWAY - HIGHWAY

12/14/2022 1:20:48 PM

PERIOD ENDING 11/30/2022

	ACTUAL LAST YEAR			ACTUAL THIS YEAR				ENCUMBRANCE	BUDGET	UNENCUMBERED BALANCE
	CURRENT MONTH	YEAR TO DATE	%	CURRENT MONTH	%	YEAR TO DATE	%			
<b>REVENUES</b>										
4001 PROPERTY TAX	0.00	2,743,708.59	97	0.00	0	2,795,368.09	95	0.00	2,941,601.00	146,232.91
4004 INTERGOVERNMENTAL REVENUE	1,500.00	119,922.04	33	0.00	0	87,675.84	35	0.00	250,000.00	162,324.16
4007 CHARGES FOR SERVICES	13,017.62	384,659.24	69	73,415.47	13	310,079.52	56	0.00	555,000.00	244,920.48
4008 INVESTMENT EARNINGS	243.96	2,943.53	20	10,260.69	342	38,706.94	1290	0.00	3,000.00	-35,706.94
4009 MISCELLANEOUS REVENUES	303.60	7,446.80	0	48.71	0	1,446.42	0	0.00	0.00	-1,446.42
<b>TOTAL REVENUES</b>	<b>15,065.18</b>	<b>3,258,680.20</b>	<b>86</b>	<b>83,724.87</b>	<b>2</b>	<b>3,233,276.81</b>	<b>86</b>	<b>0.00</b>	<b>3,749,601.00</b>	<b>516,324.19</b>
<b>EXPENDITURES</b>										
5001 SALARIES AND WAGES	162,533.63	1,378,332.95	91	117,996.16	8	1,317,472.98	85	0.00	1,553,264.00	235,791.02
5003 FRINGE BENEFITS	37,873.67	452,124.84	76	47,888.10	9	412,468.90	74	0.00	555,589.00	143,120.10
5010 COMMODITIES	14,983.03	202,510.03	78	33,102.11	13	229,174.93	87	0.00	263,600.00	34,425.07
5020 SERVICES	23,266.49	427,223.33	66	50,394.27	7	504,824.05	75	-3,260.89	677,360.40	172,536.35
8000 CAPITAL OUTLAY	75,907.23	515,321.68	63	0.00	0	158,352.96	25	0.00	625,000.00	466,647.04
<b>TOTAL EXPENDITURES</b>	<b>314,564.05</b>	<b>2,975,512.83</b>	<b>77</b>	<b>249,380.64</b>	<b>7</b>	<b>2,622,293.82</b>	<b>71</b>	<b>-3,260.89</b>	<b>3,674,813.40</b>	<b>1,052,519.58</b>
<b>OTHER FINANCING SOURCES (USES)</b>										
6001 OTHER FINANCING SOURCES	0.00	0.00	0	0.00	0	0.00	0	0.00	47,000.00	47,000.00
7001 OTHER FINANCING USES	0.00	-12,675.05	8	0.00	0	-116,000.00	95	0.00	-121,539.60	-5,539.60
<b>TOTAL OTHER FINANCING SOURCES (USES)</b>	<b>0.00</b>	<b>-12,675.05</b>		<b>0.00</b>		<b>-116,000.00</b>		<b>0.00</b>	<b>-74,539.60</b>	<b>41,460.40</b>
<b>NET CHANGE IN FUND BALANCE</b>	<b>299,498.87</b>	<b>-270,492.32</b>		<b>165,655.77</b>		<b>-494,982.99</b>		<b>-3,260.89</b>	<b>-248.00</b>	<b>494,734.99</b>



FUND DEPT 2083-062 : COUNTY HIGHWAY - HIGHWAY BUILDING CAPITAL

12/14/2022 1:20:48 PM

PERIOD ENDING 11/30/2022

	ACTUAL LAST YEAR			ACTUAL THIS YEAR				ENCUMBRANCE	BUDGET	UNENCUMBERED BALANCE
	CURRENT MONTH	YEAR TO DATE	%	CURRENT MONTH	%	YEAR TO DATE	%			
<b>REVENUES</b>										
4009 MISCELLANEOUS REVENUES	0.00	78,030.81	84	0.00	0	0.00	0	0.00	0.00	0.00
<b>TOTAL REVENUES</b>	<b>0.00</b>	<b>78,030.81</b>	<b>84</b>	<b>0.00</b>	<b>0</b>	<b>0.00</b>	<b>0</b>	<b>0.00</b>	<b>0.00</b>	<b>0.00</b>
<b>EXPENDITURES</b>										
5020 SERVICES	0.00	0.00	0	0.00	0	0.00	0	0.00	100,000.00	100,000.00
8000 CAPITAL OUTLAY	213,595.20	213,595.20	29	0.00	0	274,150.50	100	0.00	274,150.50	0.00
<b>TOTAL EXPENDITURES</b>	<b>213,595.20</b>	<b>213,595.20</b>	<b>25</b>	<b>0.00</b>	<b>0</b>	<b>274,150.50</b>	<b>73</b>	<b>0.00</b>	<b>374,150.50</b>	<b>100,000.00</b>
<b>OTHER FINANCING SOURCES (USES)</b>										
6001 OTHER FINANCING SOURCES	0.00	0.00	0	0.00	0	116,000.00	100	0.00	116,000.00	0.00
<b>TOTAL OTHER FINANCING SOURCES (USES)</b>	<b>0.00</b>	<b>0.00</b>		<b>0.00</b>		<b>116,000.00</b>		<b>0.00</b>	<b>116,000.00</b>	<b>0.00</b>
<b>NET CHANGE IN FUND BALANCE</b>	<b>213,595.20</b>	<b>135,564.39</b>		<b>0.00</b>		<b>158,150.50</b>		<b>0.00</b>	<b>258,150.50</b>	<b>100,000.00</b>



FUND DEPT 2084-060 : COUNTY BRIDGE - HIGHWAY

12/14/2022 1:20:48 PM

PERIOD ENDING 11/30/2022

	ACTUAL LAST YEAR			ACTUAL THIS YEAR				ENCUMBRANCE	BUDGET	UNENCUMBERED BALANCE
	CURRENT MONTH	YEAR TO DATE	%	CURRENT MONTH	%	YEAR TO DATE	%			
<b>REVENUES</b>										
4001 PROPERTY TAX	0.00	1,378,232.21	97	0.00	0	1,402,053.24	95	0.00	1,477,663.00	75,609.76
4004 INTERGOVERNMENTAL REVENUE	0.00	2,222.50	1	0.00	0	750.00	2	0.00	50,000.00	49,250.00
4008 INVESTMENT EARNINGS	152.92	1,818.35	0	6,555.36	328	24,384.39	121 9	0.00	2,000.00	-22,384.39
4009 MISCELLANEOUS REVENUES	0.00	7,200.00	0	4,850.00	0	9,850.00	0	0.00	0.00	-9,850.00
<b>TOTAL REVENUES</b>	<b>152.92</b>	<b>1,389,473.06</b>	<b>81</b>	<b>11,405.36</b>	<b>1</b>	<b>1,437,037.63</b>	<b>94</b>	<b>0.00</b>	<b>1,529,663.00</b>	<b>92,625.37</b>
<b>EXPENDITURES</b>										
5020 SERVICES	5,856.00	158,441.31	75	26,201.96	10	184,084.76	69	0.00	266,413.62	82,328.86
8000 CAPITAL OUTLAY	18,390.91	1,059,820.62	71	72,610.35	6	971,098.04	77	0.00	1,260,000.00	288,901.96
<b>TOTAL EXPENDITURES</b>	<b>24,246.91</b>	<b>1,218,261.93</b>	<b>71</b>	<b>98,812.31</b>	<b>6</b>	<b>1,155,182.80</b>	<b>76</b>	<b>0.00</b>	<b>1,526,413.62</b>	<b>371,230.82</b>
<b>OTHER FINANCING SOURCES (USES)</b>										
7001 OTHER FINANCING USES	0.00	-1,863.69	27	0.00	0	0.00	0	0.00	-1,586.38	-1,586.38
<b>TOTAL OTHER FINANCING SOURCES (USES)</b>	<b>0.00</b>	<b>-1,863.69</b>		<b>0.00</b>		<b>0.00</b>		<b>0.00</b>	<b>-1,586.38</b>	<b>-1,586.38</b>
<b>NET CHANGE IN FUND BALANCE</b>	<b>24,093.99</b>	<b>-169,347.44</b>		<b>87,406.95</b>		<b>-281,854.83</b>		<b>0.00</b>	<b>-1,663.00</b>	<b>280,191.83</b>



**FUND DEPT 2085-060 : COUNTY MOTOR FUEL TAX - HIGHWAY**

12/14/2022 1:20:48 PM

**PERIOD ENDING 11/30/2022**

	ACTUAL LAST YEAR			ACTUAL THIS YEAR				ENCUMBRANCE	BUDGET	UNENCUMBERED BALANCE
	CURRENT MONTH	YEAR TO DATE	%	CURRENT MONTH	%	YEAR TO DATE	%			
<b>REVENUES</b>										
4004 INTERGOVERNMENTAL REVENUE	289,243.01	3,583,494.69	109	308,980.97	7	3,934,490.46	84	0.00	4,687,136.00	752,645.54
4007 CHARGES FOR SERVICES	0.00	15,286.95	0	0.00	0	9,349.21	0	0.00	0.00	-9,349.21
4008 INVESTMENT EARNINGS	301.52	3,600.40	7	57,656.04	115 3	143,602.36	287 2	0.00	5,000.00	-138,602.36
4009 MISCELLANEOUS REVENUES	0.00	480.00	0	0.00	0	0.00	0	0.00	0.00	0.00
<b>TOTAL REVENUES</b>	<b>289,544.53</b>	<b>3,602,862.04</b>	<b>108</b>	<b>366,637.01</b>	<b>8</b>	<b>4,087,442.03</b>	<b>87</b>	<b>0.00</b>	<b>4,692,136.00</b>	<b>604,693.97</b>
<b>EXPENDITURES</b>										
5001 SALARIES AND WAGES	19,771.62	157,656.78	92	13,549.08	8	155,358.18	89	0.00	175,226.00	19,867.82
5020 SERVICES	44,389.35	966,240.50	64	83,194.74	5	798,481.73	51	-688.93	1,573,000.00	774,518.27
8000 CAPITAL OUTLAY	0.00	122,899.73	12	0.00	0	1,150,580.39	95	0.00	1,205,000.00	54,419.61
<b>TOTAL EXPENDITURES</b>	<b>64,160.97</b>	<b>1,246,797.01</b>	<b>47</b>	<b>96,743.82</b>	<b>3</b>	<b>2,104,420.30</b>	<b>71</b>	<b>-688.93</b>	<b>2,953,226.00</b>	<b>848,805.70</b>
<b>NET CHANGE IN FUND BALANCE</b>	<b>-225,383.56</b>	<b>-2,356,065.03</b>		<b>-269,893.19</b>		<b>-1,983,021.73</b>		<b>-688.93</b>	<b>-1,738,910.00</b>	<b>244,111.73</b>





**FUND DEPT 2088-044 : ILL.MUNICIPAL RETIREMENT - NURSING HOME**

12/14/2022 1:20:48 PM

**PERIOD ENDING 11/30/2022**

	ACTUAL LAST YEAR			ACTUAL THIS YEAR				ENCUMBRANCE	BUDGET	UNENCUMBERED BALANCE
	CURRENT MONTH	YEAR TO DATE	%	CURRENT MONTH	%	YEAR TO DATE	%			
<b>EXPENDITURES</b>										
<b>TOTAL EXPENDITURES</b>	0.00	0.00	0	0.00	0	0.00	0	0.00	0.00	0.00
<b>OTHER FINANCING SOURCES (USES)</b>										
<b>TOTAL OTHER FINANCING SOURCES (USES)</b>	0.00	0.00		0.00		0.00		0.00	0.00	0.00
<b>NET CHANGE IN FUND BALANCE</b>	0.00	0.00		0.00		0.00		0.00	0.00	0.00



FUND DEPT 2088-073 : ILL.MUNICIPAL RETIREMENT - ILL.MUNICIPAL RETIREMENT

12/14/2022 1:20:48 PM

PERIOD ENDING 11/30/2022

	ACTUAL LAST YEAR			ACTUAL THIS YEAR				ENCUMBRANCE	BUDGET	UNENCUMBERED BALANCE
	CURRENT MONTH	YEAR TO DATE	%	CURRENT MONTH	%	YEAR TO DATE	%			
<b>REVENUES</b>										
4001 PROPERTY TAX	0.00	2,794,909.54	97	0.00	0	2,730,636.97	95	0.00	2,872,498.00	141,861.03
4004 INTERGOVERNMENTAL REVENUE	0.00	124,000.00	100	0.00	0	124,000.00	100	0.00	124,000.00	0.00
4008 INVESTMENT EARNINGS	94.43	532.96	11	6,202.13	730	15,442.05	181 7	0.00	850.00	-14,592.05
<b>TOTAL REVENUES</b>	<b>94.43</b>	<b>2,919,442.50</b>	<b>97</b>	<b>6,202.13</b>	<b>0</b>	<b>2,870,079.02</b>	<b>96</b>	<b>0.00</b>	<b>2,997,348.00</b>	<b>127,268.98</b>
<b>EXPENDITURES</b>										
5003 FRINGE BENEFITS	289,810.13	3,294,469.31	84	736,497.51	18	2,628,706.82	66	0.00	3,993,045.00	1,364,338.18
<b>TOTAL EXPENDITURES</b>	<b>289,810.13</b>	<b>3,294,469.31</b>	<b>84</b>	<b>736,497.51</b>	<b>18</b>	<b>2,628,706.82</b>	<b>66</b>	<b>0.00</b>	<b>3,993,045.00</b>	<b>1,364,338.18</b>
<b>OTHER FINANCING SOURCES (USES)</b>										
6001 OTHER FINANCING SOURCES	255,615.57	1,014,060.29	110	0.00	0	6,302.44	1	0.00	996,547.00	990,244.56
<b>TOTAL OTHER FINANCING SOURCES (USES)</b>	<b>255,615.57</b>	<b>1,014,060.29</b>		<b>0.00</b>		<b>6,302.44</b>		<b>0.00</b>	<b>996,547.00</b>	<b>990,244.56</b>
<b>NET CHANGE IN FUND BALANCE</b>	<b>34,100.13</b>	<b>-639,033.48</b>		<b>730,295.38</b>		<b>-247,674.64</b>		<b>0.00</b>	<b>-850.00</b>	<b>246,824.64</b>



**FUND DEPT 2089-018 : COUNTY PUBLIC HEALTH FUND - C-U PUBLIC HEALTH DISTRICT**

12/14/2022 1:20:48 PM

**PERIOD ENDING 11/30/2022**

	ACTUAL LAST YEAR			ACTUAL THIS YEAR				ENCUMBRANCE	BUDGET	UNENCUMBERED BALANCE
	CURRENT MONTH	YEAR TO DATE	%	CURRENT MONTH	%	YEAR TO DATE	%			
<b>REVENUES</b>										
4001 PROPERTY TAX	0.00	722,434.12	96	0.00	0	732,783.89	94	0.00	776,400.00	43,616.11
<b>TOTAL REVENUES</b>	<b>0.00</b>	<b>722,434.12</b>	<b>96</b>	<b>0.00</b>	<b>0</b>	<b>732,783.89</b>	<b>94</b>	<b>0.00</b>	<b>776,400.00</b>	<b>43,616.11</b>
<b>EXPENDITURES</b>										
5020 SERVICES	0.00	722,434.12	96	132,552.15	17	732,783.89	94	0.00	776,400.00	43,616.11
<b>TOTAL EXPENDITURES</b>	<b>0.00</b>	<b>722,434.12</b>	<b>96</b>	<b>132,552.15</b>	<b>17</b>	<b>732,783.89</b>	<b>94</b>	<b>0.00</b>	<b>776,400.00</b>	<b>43,616.11</b>
<b>NET CHANGE IN FUND BALANCE</b>	<b>0.00</b>	<b>0.00</b>		<b>132,552.15</b>		<b>0.00</b>		<b>0.00</b>	<b>0.00</b>	<b>0.00</b>



FUND DEPT 2089-049 : COUNTY PUBLIC HEALTH FUND - BOARD OF HEALTH

12/14/2022 1:20:48 PM

PERIOD ENDING 11/30/2022

	ACTUAL LAST YEAR			ACTUAL THIS YEAR				ENCUMBRANCE	BUDGET	UNENCUMBERED BALANCE
	CURRENT MONTH	YEAR TO DATE	%	CURRENT MONTH	%	YEAR TO DATE	%			
<b>REVENUES</b>										
4001 PROPERTY TAX	0.00	579,014.48	97	0.00	0	590,886.45	95	0.00	620,916.00	30,029.55
4004 INTERGOVERNMENTAL REVENUE	3,418.41	1,207,765.08	51	72,867.17	4	1,106,468.49	67	0.00	1,639,920.00	533,451.51
4006 LICENSES AND PERMITS	6,525.00	108,750.00	94	4,599.00	3	119,232.00	85	0.00	139,725.00	20,493.00
4008 INVESTMENT EARNINGS	35.51	202.37	5	2,411.06	1127	8,063.24	3768	0.00	214.00	-7,849.24
4009 MISCELLANEOUS REVENUES	49.00	2,899.00	113	0.00	0	6,037.56	235	0.00	2,570.00	-3,467.56
<b>TOTAL REVENUES</b>	<b>10,027.92</b>	<b>1,898,630.93</b>	<b>61</b>	<b>79,877.23</b>	<b>3</b>	<b>1,830,687.74</b>	<b>76</b>	<b>0.00</b>	<b>2,403,345.00</b>	<b>572,657.26</b>
<b>EXPENDITURES</b>										
5020 SERVICES	0.00	2,037,498.96	65	4,166.66	0	1,426,243.54	54	0.00	2,622,145.00	1,195,901.46
<b>TOTAL EXPENDITURES</b>	<b>0.00</b>	<b>2,037,498.96</b>	<b>65</b>	<b>4,166.66</b>	<b>0</b>	<b>1,426,243.54</b>	<b>54</b>	<b>0.00</b>	<b>2,622,145.00</b>	<b>1,195,901.46</b>
<b>OTHER FINANCING SOURCES (USES)</b>										
7001 OTHER FINANCING USES	0.00	-2,686.00	22	0.00	0	0.00	0	0.00	-1,161.00	-1,161.00
<b>TOTAL OTHER FINANCING SOURCES (USES)</b>	<b>0.00</b>	<b>-2,686.00</b>		<b>0.00</b>		<b>0.00</b>		<b>0.00</b>	<b>-1,161.00</b>	<b>-1,161.00</b>
<b>NET CHANGE IN FUND BALANCE</b>	<b>-10,027.92</b>	<b>141,554.03</b>		<b>-75,710.57</b>		<b>-404,444.20</b>		<b>0.00</b>	<b>219,961.00</b>	<b>624,405.20</b>



FUND DEPT 2090-053 : MENTAL HEALTH - MENTAL HEALTH BOARD

12/14/2022 1:20:48 PM

PERIOD ENDING 11/30/2022

	ACTUAL LAST YEAR			ACTUAL THIS YEAR				ENCUMBRANCE	BUDGET	UNENCUMBERED BALANCE
	CURRENT MONTH	YEAR TO DATE	%	CURRENT MONTH	%	YEAR TO DATE	%			
<b>REVENUES</b>										
4001 PROPERTY TAX	0.00	5,128,975.19	97	0.00	0	5,216,334.54	95	0.00	5,505,918.00	289,583.46
4004 INTERGOVERNMENTAL REVENUE	32,731.00	360,041.00	89	65,904.00	17	362,472.00	92	0.00	395,426.00	32,954.00
4008 INVESTMENT EARNINGS	168.78	958.33	3	10,600.81	530	36,492.33	182 5	0.00	2,000.00	-34,492.33
4009 MISCELLANEOUS REVENUES	0.00	2,405.00	2	-32,902.00	-69	54,811.00	114	0.00	48,000.00	-6,811.00
<b>TOTAL REVENUES</b>	<b>32,899.78</b>	<b>5,492,379.52</b>	<b>94</b>	<b>43,602.81</b>	<b>1</b>	<b>5,670,109.87</b>	<b>95</b>	<b>0.00</b>	<b>5,951,344.00</b>	<b>281,234.13</b>
<b>EXPENDITURES</b>										
5001 SALARIES AND WAGES	50,134.80	411,478.25	93	35,184.88	8	392,926.33	87	0.00	452,787.00	59,860.67
5003 FRINGE BENEFITS	8,888.25	101,027.48	73	11,018.50	8	95,341.14	73	0.00	130,974.00	35,632.86
5010 COMMODITIES	561.07	7,147.60	43	303.51	2	10,522.22	72	0.00	14,650.00	4,127.78
5020 SERVICES	602,567.51	4,853,831.00	87	382,153.53	7	5,301,511.94	93	0.00	5,728,351.00	426,839.06
<b>TOTAL EXPENDITURES</b>	<b>662,151.63</b>	<b>5,373,484.33</b>	<b>87</b>	<b>428,660.42</b>	<b>7</b>	<b>5,800,301.63</b>	<b>92</b>	<b>0.00</b>	<b>6,326,762.00</b>	<b>526,460.37</b>
<b>OTHER FINANCING SOURCES (USES)</b>										
6001 OTHER FINANCING SOURCES	0.00	770,436.00	100	0.00	0	0.00	0	0.00	0.00	0.00
7001 OTHER FINANCING USES	0.00	-11,644.00	20	0.00	0	0.00	0	0.00	-9,800.00	-9,800.00
<b>TOTAL OTHER FINANCING SOURCES (USES)</b>	<b>0.00</b>	<b>758,792.00</b>		<b>0.00</b>		<b>0.00</b>		<b>0.00</b>	<b>-9,800.00</b>	<b>-9,800.00</b>
<b>NET CHANGE IN FUND BALANCE</b>	<b>629,251.85</b>	<b>-877,687.19</b>		<b>385,057.61</b>		<b>130,191.76</b>		<b>0.00</b>	<b>385,218.00</b>	<b>255,026.24</b>



FUND DEPT 2091-047 : ANIMAL CONTROL - ANIMAL CONTROL ADMIN

12/14/2022 1:20:48 PM

PERIOD ENDING 11/30/2022

	ACTUAL LAST YEAR			ACTUAL THIS YEAR				ENCUMBRANCE	BUDGET	UNENCUMBERED BALANCE
	CURRENT MONTH	YEAR TO DATE	%	CURRENT MONTH	%	YEAR TO DATE	%			
<b>REVENUES</b>										
4006 LICENSES AND PERMITS	13,598.00	271,398.50	90	19,708.00	6	281,409.26	83	0.00	340,000.00	58,590.74
4008 INVESTMENT EARNINGS	25.95	145.08	7	1,409.76	141	5,459.15	546	0.00	1,000.00	-4,459.15
4009 MISCELLANEOUS REVENUES	0.00	1,150.00	0	0.00	0	142.50	0	0.00	0.00	-142.50
<b>TOTAL REVENUES</b>	<b>13,623.95</b>	<b>272,693.58</b>	<b>90</b>	<b>21,117.76</b>	<b>6</b>	<b>287,010.91</b>	<b>84</b>	<b>0.00</b>	<b>341,000.00</b>	<b>53,989.09</b>
<b>EXPENDITURES</b>										
5001 SALARIES AND WAGES	9,980.84	95,903.96	89	12,379.93	7	131,662.99	77	0.00	171,481.00	39,818.01
5003 FRINGE BENEFITS	1,442.73	38,663.78	70	5,945.55	9	37,550.46	54	0.00	69,265.00	31,714.54
5010 COMMODITIES	247.91	10,348.03	76	359.15	3	11,208.69	88	0.00	12,700.00	1,491.31
5020 SERVICES	609.58	26,436.36	61	1,715.28	3	39,158.17	58	0.00	67,791.00	28,632.83
8000 CAPITAL OUTLAY	0.00	0.00	0	0.00	0	0.00	0	0.00	17,100.00	17,100.00
<b>TOTAL EXPENDITURES</b>	<b>12,281.06</b>	<b>171,352.13</b>	<b>78</b>	<b>20,399.91</b>	<b>6</b>	<b>219,580.31</b>	<b>65</b>	<b>0.00</b>	<b>338,337.00</b>	<b>118,756.69</b>
<b>OTHER FINANCING SOURCES (USES)</b>										
7001 OTHER FINANCING USES	0.00	-1,341.00	28	0.00	0	0.00	0	0.00	-25.00	-25.00
<b>TOTAL OTHER FINANCING SOURCES (USES)</b>	<b>0.00</b>	<b>-1,341.00</b>		<b>0.00</b>		<b>0.00</b>		<b>0.00</b>	<b>-25.00</b>	<b>-25.00</b>
<b>NET CHANGE IN FUND BALANCE</b>	<b>-1,342.89</b>	<b>-100,000.45</b>		<b>-717.85</b>		<b>-67,430.60</b>		<b>0.00</b>	<b>-2,638.00</b>	<b>64,792.60</b>



FUND DEPT 2091-247 : ANIMAL CONTROL - ANIMAL WARDEN SERVICES

12/14/2022 1:20:48 PM

PERIOD ENDING 11/30/2022

	ACTUAL LAST YEAR			ACTUAL THIS YEAR				ENCUMBRANCE	BUDGET	UNENCUMBERED BALANCE
	CURRENT MONTH	YEAR TO DATE	%	CURRENT MONTH	%	YEAR TO DATE	%			
<b>REVENUES</b>										
4004 INTERGOVERNMENTAL REVENUE	0.00	96,273.82	67	22,472.84	11	243,316.29	123	0.00	198,176.00	-45,140.29
4005 FINES AND FORFEITURES	194.28	8,384.37	84	1,525.00	15	17,784.00	178	0.00	10,000.00	-7,784.00
4009 MISCELLANEOUS REVENUES	1,500.00	1,500.00	0	0.00	0	0.00	0	0.00	1,540.00	1,540.00
<b>TOTAL REVENUES</b>	<b>1,694.28</b>	<b>106,158.19</b>	<b>69</b>	<b>23,997.84</b>	<b>11</b>	<b>261,100.29</b>	<b>125</b>	<b>0.00</b>	<b>209,716.00</b>	<b>-51,384.29</b>
<b>EXPENDITURES</b>										
5001 SALARIES AND WAGES	14,069.06	102,600.99	77	12,092.17	10	116,327.35	92	0.00	126,623.30	10,295.95
5003 FRINGE BENEFITS	3,271.26	39,602.62	68	4,096.50	7	33,337.48	57	0.00	58,988.56	25,651.08
5010 COMMODITIES	1,892.73	15,049.34	88	4,246.13	10	24,977.61	57	0.00	43,810.00	18,832.39
5020 SERVICES	646.08	6,110.92	56	1,982.52	9	12,529.01	60	0.00	21,000.00	8,470.99
8000 CAPITAL OUTLAY	0.00	16,077.00	100	0.00	0	51,107.00	100	0.00	51,107.00	0.00
<b>TOTAL EXPENDITURES</b>	<b>19,879.13</b>	<b>179,440.87</b>	<b>76</b>	<b>22,417.32</b>	<b>7</b>	<b>238,278.45</b>	<b>79</b>	<b>0.00</b>	<b>301,528.86</b>	<b>63,250.41</b>
<b>NET CHANGE IN FUND BALANCE</b>	<b>18,184.85</b>	<b>73,282.68</b>		<b>-1,580.52</b>		<b>-22,821.84</b>		<b>0.00</b>	<b>91,812.86</b>	<b>114,634.70</b>



**FUND DEPT 2091-248 : ANIMAL CONTROL - ANIMAL IMPOUND SERVICES**

12/14/2022 1:20:48 PM

**PERIOD ENDING 11/30/2022**

	ACTUAL LAST YEAR			ACTUAL THIS YEAR				ENCUMBRANCE	BUDGET	UNENCUMBERED BALANCE
	CURRENT MONTH	YEAR TO DATE	%	CURRENT MONTH	%	YEAR TO DATE	%			
<b>REVENUES</b>										
4004 INTERGOVERNMENTAL REVENUE	46,818.15	157,921.39	97	31,214.14	19	155,215.15	94	0.00	165,634.00	10,418.85
4005 FINES AND FORFEITURES	492.00	25,020.73	62	2,121.00	5	17,578.60	39	0.00	44,800.00	27,221.40
<b>TOTAL REVENUES</b>	<b>47,310.15</b>	<b>182,942.12</b>	<b>90</b>	<b>33,335.14</b>	<b>16</b>	<b>172,793.75</b>	<b>82</b>	<b>0.00</b>	<b>210,434.00</b>	<b>37,640.25</b>
<b>EXPENDITURES</b>										
5001 SALARIES AND WAGES	11,542.37	98,990.82	86	11,454.74	8	116,841.22	82	0.00	141,651.00	24,809.78
5003 FRINGE BENEFITS	2,183.00	23,260.08	63	3,708.58	6	31,647.31	51	0.00	62,014.14	30,366.83
5010 COMMODITIES	697.10	16,645.68	64	3,291.14	10	28,658.20	85	0.00	33,700.00	5,041.80
5020 SERVICES	100.00	13,903.20	48	0.00	0	772.25	7	0.00	11,750.00	10,977.75
<b>TOTAL EXPENDITURES</b>	<b>14,522.47</b>	<b>152,799.78</b>	<b>74</b>	<b>18,454.46</b>	<b>7</b>	<b>177,918.98</b>	<b>71</b>	<b>0.00</b>	<b>249,115.14</b>	<b>71,196.16</b>
<b>NET CHANGE IN FUND BALANCE</b>	<b>-32,787.68</b>	<b>-30,142.34</b>		<b>-14,880.68</b>		<b>5,125.23</b>		<b>0.00</b>	<b>38,681.14</b>	<b>33,555.91</b>





FUND DEPT 2092-074 : LAW LIBRARY - LAW LIBRARY

12/14/2022 1:20:48 PM

PERIOD ENDING 11/30/2022

	ACTUAL LAST YEAR			ACTUAL THIS YEAR				ENCUMBRANCE	BUDGET	UNENCUMBERED BALANCE
	CURRENT MONTH	YEAR TO DATE	%	CURRENT MONTH	%	YEAR TO DATE	%			
<b>REVENUES</b>										
4004 INTERGOVERNMENTAL REVENUE	0.00	15,999.00	0	0.00	0	6,850.00	100	0.00	6,850.00	0.00
4007 CHARGES FOR SERVICES	6,285.75	54,497.75	61	7,777.50	10	82,152.50	103	0.00	80,000.00	-2,152.50
4008 INVESTMENT EARNINGS	6.69	37.64	6	377.07	377	1,438.07	143 8	0.00	100.00	-1,338.07
4009 MISCELLANEOUS REVENUES	0.00	0.00	0	0.00	0	715.00	0	0.00	0.00	-715.00
<b>TOTAL REVENUES</b>	<b>6,292.44</b>	<b>70,534.39</b>	<b>78</b>	<b>8,154.57</b>	<b>9</b>	<b>91,155.57</b>	<b>105</b>	<b>0.00</b>	<b>86,950.00</b>	<b>-4,205.57</b>
<b>EXPENDITURES</b>										
5010 COMMODITIES	6,379.15	38,600.20	77	2,880.78	6	43,984.13	98	0.00	44,835.00	850.87
5020 SERVICES	325.90	20,470.27	81	6,647.33	15	29,092.70	66	0.00	44,000.00	14,907.30
<b>TOTAL EXPENDITURES</b>	<b>6,705.05</b>	<b>59,070.47</b>	<b>78</b>	<b>9,528.11</b>	<b>11</b>	<b>73,076.83</b>	<b>82</b>	<b>0.00</b>	<b>88,835.00</b>	<b>15,758.17</b>
<b>OTHER FINANCING SOURCES (USES)</b>										
<b>TOTAL OTHER FINANCING SOURCES (USES)</b>	<b>0.00</b>	<b>0.00</b>		<b>0.00</b>		<b>0.00</b>		<b>0.00</b>	<b>0.00</b>	<b>0.00</b>
<b>NET CHANGE IN FUND BALANCE</b>	<b>412.61</b>	<b>-11,463.92</b>		<b>1,373.54</b>		<b>-18,078.74</b>		<b>0.00</b>	<b>1,885.00</b>	<b>19,963.74</b>



**FUND DEPT 2093-031 : FORECLOSURE MEDIATION FND - CIRCUIT COURT**

12/14/2022 1:20:48 PM

**PERIOD ENDING 11/30/2022**

	ACTUAL LAST YEAR			ACTUAL THIS YEAR				ENCUMBRANCE	BUDGET	UNENCUMBERED BALANCE
	CURRENT MONTH	YEAR TO DATE	%	CURRENT MONTH	%	YEAR TO DATE	%			
<b>REVENUES</b>										
4007 CHARGES FOR SERVICES	450.00	2,325.00	16	0.00	0	150.00	1	0.00	26,600.00	26,450.00
4008 INVESTMENT EARNINGS	2.14	12.07	6	31.22	31	166.60	167	0.00	100.00	-66.60
<b>TOTAL REVENUES</b>	<b>452.14</b>	<b>2,337.07</b>	<b>15</b>	<b>31.22</b>	<b>0</b>	<b>316.60</b>	<b>1</b>	<b>0.00</b>	<b>26,700.00</b>	<b>26,383.40</b>
<b>EXPENDITURES</b>										
5001 SALARIES AND WAGES	926.64	8,867.43	81	0.00	0	8,382.66	60	0.00	14,000.00	5,617.34
5003 FRINGE BENEFITS	61.21	843.42	84	59.80	4	851.07	62	0.00	1,381.00	529.93
5010 COMMODITIES	0.00	44.75	22	0.00	0	0.00	0	0.00	200.00	200.00
5020 SERVICES	400.00	3,390.00	32	0.00	0	2,679.00	14	0.00	18,723.00	16,044.00
<b>TOTAL EXPENDITURES</b>	<b>1,387.85</b>	<b>13,145.60</b>	<b>58</b>	<b>59.80</b>	<b>0</b>	<b>11,912.73</b>	<b>35</b>	<b>0.00</b>	<b>34,304.00</b>	<b>22,391.27</b>
<b>OTHER FINANCING SOURCES (USES)</b>										
<b>TOTAL OTHER FINANCING SOURCES (USES)</b>	<b>0.00</b>	<b>0.00</b>		<b>0.00</b>		<b>0.00</b>		<b>0.00</b>	<b>0.00</b>	<b>0.00</b>
<b>NET CHANGE IN FUND BALANCE</b>	<b>935.71</b>	<b>10,808.53</b>		<b>28.58</b>		<b>11,596.13</b>		<b>0.00</b>	<b>7,604.00</b>	<b>-3,992.13</b>



FUND DEPT 2101-054 : I/DD SPECIAL INITIATIVES - CILA PROJECT

12/14/2022 1:20:48 PM

PERIOD ENDING 11/30/2022

	ACTUAL LAST YEAR			ACTUAL THIS YEAR				ENCUMBRANCE	BUDGET	UNENCUMBERED BALANCE
	CURRENT MONTH	YEAR TO DATE	%	CURRENT MONTH	%	YEAR TO DATE	%			
<b>REVENUES</b>										
4008 INVESTMENT EARNINGS	13.64	75.38	2	1,932.32	966	8,195.66	4098	0.00	200.00	-7,995.66
4009 MISCELLANEOUS REVENUES	0.00	226,017.05	0	0.00	0	262,044.31	0	0.00	0.00	-262,044.31
<b>TOTAL REVENUES</b>	<b>13.64</b>	<b>226,092.43</b>	<b>1028</b>	<b>1,932.32</b>	<b>966</b>	<b>270,239.97</b>	<b>135120</b>	<b>0.00</b>	<b>200.00</b>	<b>-270,039.97</b>
<b>EXPENDITURES</b>										
5010 COMMODITIES	0.00	6,283.30	26	0.00	0	0.00	0	0.00	6,176.00	6,176.00
5020 SERVICES	0.00	17,014.50	51	0.00	0	17,443.63	51	0.00	34,024.00	16,580.37
8000 CAPITAL OUTLAY	0.00	0.00	0	0.00	0	0.00	0	0.00	10,000.00	10,000.00
<b>TOTAL EXPENDITURES</b>	<b>0.00</b>	<b>23,297.80</b>	<b>32</b>	<b>0.00</b>	<b>0</b>	<b>17,443.63</b>	<b>35</b>	<b>0.00</b>	<b>50,200.00</b>	<b>32,756.37</b>
<b>OTHER FINANCING SOURCES (USES)</b>										
6001 OTHER FINANCING SOURCES	0.00	50,000.00	100	0.00	0	50,000.00	100	0.00	50,000.00	0.00
<b>TOTAL OTHER FINANCING SOURCES (USES)</b>	<b>0.00</b>	<b>50,000.00</b>		<b>0.00</b>		<b>50,000.00</b>		<b>0.00</b>	<b>50,000.00</b>	<b>0.00</b>
<b>NET CHANGE IN FUND BALANCE</b>	<b>-13.64</b>	<b>-252,794.63</b>		<b>-1,932.32</b>		<b>-302,796.34</b>		<b>0.00</b>	<b>0.00</b>	<b>302,796.34</b>



FUND DEPT 2103-060 : HWY FED AID MATCHING FUND - HIGHWAY

12/14/2022 1:20:48 PM

PERIOD ENDING 11/30/2022

	ACTUAL LAST YEAR			ACTUAL THIS YEAR				ENCUMBRANCE	BUDGET	UNENCUMBERED BALANCE
	CURRENT MONTH	YEAR TO DATE	%	CURRENT MONTH	%	YEAR TO DATE	%			
<b>REVENUES</b>										
4001 PROPERTY TAX	0.00	110,929.43	99	0.00	0	113,215.80	95	0.00	118,945.00	5,729.20
4008 INVESTMENT EARNINGS	54.73	650.12	0	1,478.35	0	5,819.76	0	0.00	0.00	-5,819.76
<b>TOTAL REVENUES</b>	<b>54.73</b>	<b>111,579.55</b>	<b>99</b>	<b>1,478.35</b>	<b>1</b>	<b>119,035.56</b>	<b>100</b>	<b>0.00</b>	<b>118,945.00</b>	<b>-90.56</b>
<b>EXPENDITURES</b>										
5020 SERVICES	0.00	25,000.00	100	0.00	0	0.00	0	0.00	0.00	0.00
8000 CAPITAL OUTLAY	0.00	345,296.58	100	0.00	0	0.00	0	0.00	0.00	0.00
<b>TOTAL EXPENDITURES</b>	<b>0.00</b>	<b>370,296.58</b>	<b>100</b>	<b>0.00</b>	<b>0</b>	<b>0.00</b>	<b>0</b>	<b>0.00</b>	<b>0.00</b>	<b>0.00</b>
<b>OTHER FINANCING SOURCES (USES)</b>										
7001 OTHER FINANCING USES	0.00	-64.26	4	0.00	0	0.00	0	0.00	-200.00	-200.00
<b>TOTAL OTHER FINANCING SOURCES (USES)</b>	<b>0.00</b>	<b>-64.26</b>		<b>0.00</b>		<b>0.00</b>		<b>0.00</b>	<b>-200.00</b>	<b>-200.00</b>
<b>NET CHANGE IN FUND BALANCE</b>	<b>-54.73</b>	<b>258,781.29</b>		<b>-1,478.35</b>		<b>-119,035.56</b>		<b>0.00</b>	<b>-118,745.00</b>	<b>290.56</b>



FUND DEPT 2104-104 : EARLY CHILDHOOD FUND - EARLY CHILDHOOD DEVELOPMENT

12/14/2022 1:20:48 PM

PERIOD ENDING 11/30/2022

	ACTUAL LAST YEAR			ACTUAL THIS YEAR				ENCUMBRANCE	BUDGET	UNENCUMBERED BALANCE
	CURRENT MONTH	YEAR TO DATE	%	CURRENT MONTH	%	YEAR TO DATE	%			
<b>REVENUES</b>										
4004 INTERGOVERNMENTAL REVENUE	710,607.04	9,806,730.82	75	813,998.05	6	9,198,296.44	71	0.00	12,902,600.00	3,704,303.56
4007 CHARGES FOR SERVICES	8,300.00	92,440.00	89	1,900.00	1	49,492.50	39	0.00	126,800.00	77,307.50
4008 INVESTMENT EARNINGS	81.22	725.98	7	12,530.61	125	52,689.98	527	0.00	10,000.00	-42,689.98
4009 MISCELLANEOUS REVENUES	0.00	886,648.09	563 0	250.00	2	606,487.37	466 5	0.00	13,000.00	-593,487.37
<b>TOTAL REVENUES</b>	<b>718,988.26</b>	<b>10,786,544.89</b>	<b>82</b>	<b>828,678.66</b>	<b>6</b>	<b>9,906,966.29</b>	<b>76</b>	<b>0.00</b>	<b>13,052,400.00</b>	<b>3,145,433.71</b>
<b>EXPENDITURES</b>										
5001 SALARIES AND WAGES	754,545.96	5,250,280.79	84	410,461.67	7	4,597,314.65	78	0.00	5,870,049.70	1,272,735.05
5003 FRINGE BENEFITS	136,581.65	1,642,451.40	71	132,146.67	6	1,343,427.75	63	0.00	2,121,630.00	778,202.25
5010 COMMODITIES	36,459.33	484,738.27	59	35,178.52	5	408,195.56	58	0.00	703,500.00	295,304.44
5020 SERVICES	177,273.89	2,358,079.94	58	153,655.85	4	2,341,143.07	59	0.00	3,997,970.30	1,656,827.23
8000 CAPITAL OUTLAY	0.00	189,378.00	80	0.00	0	32,018.58	100	0.00	32,100.00	81.42
<b>TOTAL EXPENDITURES</b>	<b>1,104,860.83</b>	<b>9,924,928.40</b>	<b>73</b>	<b>731,442.71</b>	<b>6</b>	<b>8,722,099.61</b>	<b>69</b>	<b>0.00</b>	<b>12,725,250.00</b>	<b>4,003,150.39</b>
<b>OTHER FINANCING SOURCES (USES)</b>										
7001 OTHER FINANCING USES	0.00	0.00	0	0.00	0	0.00	0	0.00	-475,000.00	-475,000.00
<b>TOTAL OTHER FINANCING SOURCES (USES)</b>	<b>0.00</b>	<b>0.00</b>		<b>0.00</b>		<b>0.00</b>		<b>0.00</b>	<b>-475,000.00</b>	<b>-475,000.00</b>
<b>NET CHANGE IN FUND BALANCE</b>	<b>385,872.57</b>	<b>-861,616.49</b>		<b>-97,235.95</b>		<b>-1,184,866.68</b>		<b>0.00</b>	<b>147,850.00</b>	<b>1,332,716.68</b>



FUND DEPT 2106-010 : PUBL SAFETY SALES TAX FND - COUNTY BOARD

12/14/2022 1:20:48 PM

PERIOD ENDING 11/30/2022

	ACTUAL LAST YEAR			ACTUAL THIS YEAR				ENCUMBRANCE	BUDGET	UNENCUMBERED BALANCE
	CURRENT MONTH	YEAR TO DATE	%	CURRENT MONTH	%	YEAR TO DATE	%			
<b>REVENUES</b>										
4002 LOCAL SALES TAX	589,747.08	2,110,548.41	94	737,173.91	23	2,935,705.27	90	0.00	3,251,717.00	316,011.73
4008 INVESTMENT EARNINGS	138.45	763.37	5	18,534.35	927	58,080.64	290 4	0.00	2,000.00	-56,080.64
<b>TOTAL REVENUES</b>	<b>589,885.53</b>	<b>2,111,311.78</b>	<b>94</b>	<b>755,708.26</b>	<b>23</b>	<b>2,993,785.91</b>	<b>92</b>	<b>0.00</b>	<b>3,253,717.00</b>	<b>259,931.09</b>
<b>EXPENDITURES</b>										
5020 SERVICES	8,333.33	91,666.63	92	115,215.47	12	901,677.44	92	0.00	980,000.00	78,322.56
5050 INTEREST AND FISCAL CHARGES	475.00	950.00	63	475.00	32	752.08	50	0.00	1,500.00	747.92
<b>TOTAL EXPENDITURES</b>	<b>8,808.33</b>	<b>92,616.63</b>	<b>91</b>	<b>115,690.47</b>	<b>12</b>	<b>902,429.52</b>	<b>92</b>	<b>0.00</b>	<b>981,500.00</b>	<b>79,070.48</b>
<b>OTHER FINANCING SOURCES (USES)</b>										
7001 OTHER FINANCING USES	-85,526.66	-660,316.94	35	0.00	0	0.00	0	0.00	-1,966,261.00	-1,966,261.00
<b>TOTAL OTHER FINANCING SOURCES (USES)</b>	<b>-85,526.66</b>	<b>-660,316.94</b>		<b>0.00</b>		<b>0.00</b>		<b>0.00</b>	<b>-1,966,261.00</b>	<b>-1,966,261.00</b>
<b>NET CHANGE IN FUND BALANCE</b>	<b>-495,550.54</b>	<b>-1,358,378.21</b>		<b>-640,017.79</b>		<b>-2,091,356.39</b>		<b>0.00</b>	<b>-305,956.00</b>	<b>1,785,400.39</b>



FUND DEPT 2106-013 : PUBL SAFETY SALES TAX FND - DEBT SERVICE

12/14/2022 1:20:48 PM

PERIOD ENDING 11/30/2022

	ACTUAL LAST YEAR			ACTUAL THIS YEAR				ENCUMBRANCE	BUDGET	UNENCUMBERED BALANCE
	CURRENT MONTH	YEAR TO DATE	%	CURRENT MONTH	%	YEAR TO DATE	%			
<b>REVENUES</b>										
4002 LOCAL SALES TAX	402,198.00	1,608,792.00	67	409,218.00	17	1,841,481.00	75	0.00	2,448,283.00	606,802.00
<b>TOTAL REVENUES</b>	<b>402,198.00</b>	<b>1,608,792.00</b>	<b>67</b>	<b>409,218.00</b>	<b>17</b>	<b>1,841,481.00</b>	<b>75</b>	<b>0.00</b>	<b>2,448,283.00</b>	<b>606,802.00</b>
<b>EXPENDITURES</b>										
5050 INTEREST AND FISCAL CHARGES	0.00	377,680.31	16	0.00	0	321,641.24	13	0.00	2,448,283.00	2,126,641.76
<b>TOTAL EXPENDITURES</b>	<b>0.00</b>	<b>377,680.31</b>	<b>16</b>	<b>0.00</b>	<b>0</b>	<b>321,641.24</b>	<b>13</b>	<b>0.00</b>	<b>2,448,283.00</b>	<b>2,126,641.76</b>
<b>NET CHANGE IN FUND BALANCE</b>	<b>-402,198.00</b>	<b>-1,231,111.69</b>		<b>-409,218.00</b>		<b>-1,519,839.76</b>		<b>0.00</b>	<b>0.00</b>	<b>1,519,839.76</b>



**FUND DEPT 2106-060 : PUBL SAFETY SALES TAX FND - HIGHWAY**

12/14/2022 1:20:48 PM

**PERIOD ENDING 11/30/2022**


	ACTUAL LAST YEAR			ACTUAL THIS YEAR				ENCUMBRANCE	BUDGET	UNENCUMBERED BALANCE
	CURRENT MONTH	YEAR TO DATE	%	CURRENT MONTH	%	YEAR TO DATE	%			
<b>REVENUES</b>										
<b>TOTAL REVENUES</b>	0.00	0.00	0	0.00	0	0.00	0	0.00	0.00	0.00
<b>NET CHANGE IN FUND BALANCE</b>	0.00	0.00		0.00		0.00		0.00	0.00	0.00





PERIOD ENDING 11/30/2022

	ACTUAL LAST YEAR			ACTUAL THIS YEAR				ENCUMBRANCE	BUDGET	UNENCUMBERED BALANCE
	CURRENT MONTH	YEAR TO DATE	%	CURRENT MONTH	%	YEAR TO DATE	%			
<b>EXPENDITURES</b>										
5020 SERVICES	0.00	26,413.00	66	0.00	0	27,205.38	100	0.00	27,206.00	0.62
<b>TOTAL EXPENDITURES</b>	<b>0.00</b>	<b>26,413.00</b>	<b>66</b>	<b>0.00</b>	<b>0</b>	<b>27,205.38</b>	<b>100</b>	<b>0.00</b>	<b>27,206.00</b>	<b>0.62</b>
<b>NET CHANGE IN FUND BALANCE</b>	<b>0.00</b>	<b>26,413.00</b>		<b>0.00</b>		<b>27,205.38</b>		<b>0.00</b>	<b>27,206.00</b>	<b>0.62</b>



**FUND DEPT 2106-237 : PUBL SAFETY SALES TAX FND - DELINQ PREVENTION GRANTS**

12/14/2022 1:20:48 PM

**PERIOD ENDING 11/30/2022**

	ACTUAL LAST YEAR			ACTUAL THIS YEAR				ENCUMBRANCE	BUDGET	UNENCUMBERED BALANCE
	CURRENT MONTH	YEAR TO DATE	%	CURRENT MONTH	%	YEAR TO DATE	%			
<b>EXPENDITURES</b>										
5020 SERVICES	20,208.33	222,291.63	92	23,229.17	8	255,520.87	92	0.00	278,750.00	23,229.13
<b>TOTAL EXPENDITURES</b>	<b>20,208.33</b>	<b>222,291.63</b>	<b>92</b>	<b>23,229.17</b>	<b>8</b>	<b>255,520.87</b>	<b>92</b>	<b>0.00</b>	<b>278,750.00</b>	<b>23,229.13</b>
<b>NET CHANGE IN FUND BALANCE</b>	<b>20,208.33</b>	<b>222,291.63</b>		<b>23,229.17</b>		<b>255,520.87</b>		<b>0.00</b>	<b>278,750.00</b>	<b>23,229.13</b>



**FUND DEPT 2107-010 : GEOGRAPHIC INF SYS FUND (GIS) - COUNTY BOARD**

12/14/2022 1:20:48 PM

**PERIOD ENDING 11/30/2022**

	ACTUAL LAST YEAR			ACTUAL THIS YEAR				ENCUMBRANCE	BUDGET	UNENCUMBERED BALANCE
	CURRENT MONTH	YEAR TO DATE	%	CURRENT MONTH	%	YEAR TO DATE	%			
<b>REVENUES</b>										
4007 CHARGES FOR SERVICES	32,367.00	358,714.00	115	20,667.00	6	268,248.00	81	0.00	330,000.00	61,752.00
4008 INVESTMENT EARNINGS	24.53	139.33	7	1,395.34	698	5,498.27	274 9	0.00	200.00	-5,298.27
<b>TOTAL REVENUES</b>	<b>32,391.53</b>	<b>358,853.33</b>	<b>114</b>	<b>22,062.34</b>	<b>7</b>	<b>273,746.27</b>	<b>83</b>	<b>0.00</b>	<b>330,200.00</b>	<b>56,453.73</b>
<b>EXPENDITURES</b>										
5020 SERVICES	0.00	250,115.78	75	76,402.75	23	248,483.25	76	0.00	325,986.00	77,502.75
<b>TOTAL EXPENDITURES</b>	<b>0.00</b>	<b>250,115.78</b>	<b>74</b>	<b>76,402.75</b>	<b>23</b>	<b>248,483.25</b>	<b>76</b>	<b>0.00</b>	<b>325,986.00</b>	<b>77,502.75</b>
<b>NET CHANGE IN FUND BALANCE</b>	<b>-32,391.53</b>	<b>-108,737.55</b>		<b>54,340.41</b>		<b>-25,263.02</b>		<b>0.00</b>	<b>-4,214.00</b>	<b>21,049.02</b>




FUND DEPT 2108-050 : DEVLPMNTL DISABILITY FUND - DEVL MNTL DISABILITY BOARD

12/14/2022 1:20:48 PM

PERIOD ENDING 11/30/2022

	ACTUAL LAST YEAR			ACTUAL THIS YEAR				ENCUMBRANCE	BUDGET	UNENCUMBERED BALANCE
	CURRENT MONTH	YEAR TO DATE	%	CURRENT MONTH	%	YEAR TO DATE	%			
<b>REVENUES</b>										
4001 PROPERTY TAX	0.00	4,211,551.31	97	0.00	0	4,284,506.83	95	0.00	4,521,334.00	236,827.17
4008 INVESTMENT EARNINGS	98.45	566.19	5	8,038.92	804	26,749.94	267 5	0.00	1,000.00	-25,749.94
4009 MISCELLANEOUS REVENUES	0.00	0.00	0	0.00	0	0.00	0	0.00	8,000.00	8,000.00
<b>TOTAL REVENUES</b>	<b>98.45</b>	<b>4,212,117.50</b>	<b>96</b>	<b>8,038.92</b>	<b>0</b>	<b>4,311,256.77</b>	<b>95</b>	<b>0.00</b>	<b>4,530,334.00</b>	<b>219,077.23</b>
<b>EXPENDITURES</b>										
5020 SERVICES	346,248.00	3,776,377.32	87	356,524.00	8	4,228,747.00	94	0.00	4,487,134.00	258,387.00
<b>TOTAL EXPENDITURES</b>	<b>346,248.00</b>	<b>3,776,377.32</b>	<b>87</b>	<b>356,524.00</b>	<b>8</b>	<b>4,228,747.00</b>	<b>94</b>	<b>0.00</b>	<b>4,487,134.00</b>	<b>258,387.00</b>
<b>OTHER FINANCING SOURCES (USES)</b>										
6001 OTHER FINANCING SOURCES	0.00	0.00	0	0.00	0	0.00	0	0.00	6,800.00	6,800.00
7001 OTHER FINANCING USES	0.00	-50,000.00	100	0.00	0	-50,000.00	100	0.00	-50,000.00	0.00
<b>TOTAL OTHER FINANCING SOURCES (USES)</b>	<b>0.00</b>	<b>-50,000.00</b>		<b>0.00</b>		<b>-50,000.00</b>		<b>0.00</b>	<b>-43,200.00</b>	<b>6,800.00</b>
<b>NET CHANGE IN FUND BALANCE</b>	<b>346,149.55</b>	<b>-385,740.18</b>		<b>348,485.08</b>		<b>-32,509.77</b>		<b>0.00</b>	<b>0.00</b>	<b>32,509.77</b>



FUND DEPT 2110-110 : WORKFORCE DEVELOPMENT FND - WORKFORCE DEVELOPMENT

12/14/2022 1:20:48 PM

PERIOD ENDING 11/30/2022

	ACTUAL LAST YEAR			ACTUAL THIS YEAR				ENCUMBRANCE	BUDGET	UNENCUMBERED BALANCE
	CURRENT MONTH	YEAR TO DATE	%	CURRENT MONTH	%	YEAR TO DATE	%			
<b>REVENUES</b>										
4004 INTERGOVERNMENTAL REVENUE	0.00	2,119,692.45	59	451,532.92	10	2,673,302.10	60	0.00	4,466,361.28	1,793,059.18
4007 CHARGES FOR SERVICES	4,627.58	57,455.16	44	16,323.06	12	88,850.01	64	0.00	138,500.00	49,649.99
<b>TOTAL REVENUES</b>	<b>4,627.58</b>	<b>2,177,147.61</b>	<b>59</b>	<b>467,855.98</b>	<b>10</b>	<b>2,762,152.11</b>	<b>60</b>	<b>0.00</b>	<b>4,604,861.28</b>	<b>1,842,709.17</b>
<b>EXPENDITURES</b>										
5001 SALARIES AND WAGES	87,192.33	707,183.87	83	37,715.99	3	511,247.43	45	0.00	1,147,919.53	636,672.10
5003 FRINGE BENEFITS	9,975.31	153,562.05	59	13,077.12	3	125,911.14	29	0.00	441,071.02	315,159.88
5010 COMMODITIES	0.00	1,910.47	24	51,974.39	267	66,003.63	339	0.00	19,485.14	-46,518.49
5020 SERVICES	183,908.88	1,524,056.94	63	226,165.92	8	2,045,025.88	69	0.00	2,942,756.59	897,730.71
8000 CAPITAL OUTLAY	0.00	0.00	0	0.00	0	158,975.00	100	0.00	158,975.00	0.00
<b>TOTAL EXPENDITURES</b>	<b>281,076.52</b>	<b>2,386,713.33</b>	<b>65</b>	<b>328,933.42</b>	<b>7</b>	<b>2,907,163.08</b>	<b>62</b>	<b>0.00</b>	<b>4,710,207.28</b>	<b>1,803,044.20</b>
<b>OTHER FINANCING SOURCES (USES)</b>										
6001 OTHER FINANCING SOURCES	0.00	25,996.29	58	0.00	0	0.00	0	0.00	50,000.00	50,000.00
7001 OTHER FINANCING USES	0.00	-25,996.29	52	0.00	0	0.00	0	0.00	-50,000.00	-50,000.00
<b>TOTAL OTHER FINANCING SOURCES (USES)</b>	<b>0.00</b>	<b>0.00</b>		<b>0.00</b>		<b>0.00</b>		<b>0.00</b>	<b>0.00</b>	<b>0.00</b>
<b>NET CHANGE IN FUND BALANCE</b>	<b>276,448.94</b>	<b>209,565.72</b>		<b>-138,922.56</b>		<b>145,010.97</b>		<b>0.00</b>	<b>105,346.00</b>	<b>-39,664.97</b>



**FUND DEPT 2120-060 : HWY IDOT REBUILD GRANT - HIGHWAY**

12/14/2022 1:20:48 PM

**PERIOD ENDING 11/30/2022**

	ACTUAL LAST YEAR			ACTUAL THIS YEAR				ENCUMBRANCE	BUDGET	UNENCUMBERED BALANCE
	CURRENT MONTH	YEAR TO DATE	%	CURRENT MONTH	%	YEAR TO DATE	%			
<b>REVENUES</b>										
4004 INTERGOVERNMENTAL REVENUE	0.00	1,924,899.52	100	0.00	0	1,924,899.52	100	0.00	1,924,900.00	0.48
4008 INVESTMENT EARNINGS	159.49	1,894.90	0	-24,804.01	-827	-4,292.86	-143	0.00	3,000.00	7,292.86
<b>TOTAL REVENUES</b>	<b>159.49</b>	<b>1,926,794.42</b>	<b>100</b>	<b>-24,804.01</b>	<b>-1</b>	<b>1,920,606.66</b>	<b>100</b>	<b>0.00</b>	<b>1,927,900.00</b>	<b>7,293.34</b>
<b>EXPENDITURES</b>										
8000 CAPITAL OUTLAY	327,460.66	478,762.32	15	157,809.49	4	2,435,752.02	57	0.00	4,300,000.00	1,864,247.98
<b>TOTAL EXPENDITURES</b>	<b>327,460.66</b>	<b>478,762.32</b>	<b>15</b>	<b>157,809.49</b>	<b>4</b>	<b>2,435,752.02</b>	<b>57</b>	<b>0.00</b>	<b>4,300,000.00</b>	<b>1,864,247.98</b>
<b>NET CHANGE IN FUND BALANCE</b>	<b>327,301.17</b>	<b>-1,448,032.10</b>		<b>182,613.50</b>		<b>515,145.36</b>		<b>0.00</b>	<b>2,372,100.00</b>	<b>1,856,954.64</b>



**FUND DEPT 2121-060 : TWP IDOT REBUILD GRANT - HIGHWAY**

12/14/2022 1:20:48 PM

**PERIOD ENDING 11/30/2022**

	ACTUAL LAST YEAR			ACTUAL THIS YEAR				ENCUMBRANCE	BUDGET	UNENCUMBERED BALANCE
	CURRENT MONTH	YEAR TO DATE	%	CURRENT MONTH	%	YEAR TO DATE	%			
<b>REVENUES</b>										
4004 INTERGOVERNMENTAL REVENUE	0.00	1,724,934.74	0	0.00	0	1,724,934.74	0	0.00	0.00	-1,724,934.74
4008 INVESTMENT EARNINGS	136.06	1,630.25	0	-14,138.94	0	-3,767.36	0	0.00	0.00	3,767.36
<b>TOTAL REVENUES</b>	<b>136.06</b>	<b>1,726,564.99</b>	<b>0</b>	<b>-14,138.94</b>	<b>0</b>	<b>1,721,167.38</b>	<b>0</b>	<b>0.00</b>	<b>0.00</b>	<b>-1,721,167.38</b>
<b>EXPENDITURES</b>										
5020 SERVICES	0.00	1,596,646.89	0	0.00	0	1,625,065.10	11	0.00	15,000,000.00	13,374,934.90
<b>TOTAL EXPENDITURES</b>	<b>0.00</b>	<b>1,596,646.89</b>	<b>0</b>	<b>0.00</b>	<b>0</b>	<b>1,625,065.10</b>	<b>11</b>	<b>0.00</b>	<b>15,000,000.00</b>	<b>13,374,934.90</b>
<b>NET CHANGE IN FUND BALANCE</b>	<b>-136.06</b>	<b>-129,918.10</b>		<b>14,138.94</b>		<b>-96,102.28</b>		<b>0.00</b>	<b>15,000,000.00</b>	<b>15,096,102.28</b>



FUND DEPT 2188-044 : SOCIAL SECURITY FUND - NURSING HOME

12/14/2022 1:20:48 PM

PERIOD ENDING 11/30/2022

	ACTUAL LAST YEAR			ACTUAL THIS YEAR				ENCUMBRANCE	BUDGET	UNENCUMBERED BALANCE
	CURRENT MONTH	YEAR TO DATE	%	CURRENT MONTH	%	YEAR TO DATE	%			
<b>EXPENDITURES</b>										
<i>TOTAL EXPENDITURES</i>	<i>0.00</i>	<i>0.00</i>	<i>0</i>	<i>0.00</i>	<i>0</i>	<i>0.00</i>	<i>0</i>	<i>0.00</i>	<i>0.00</i>	<i>0.00</i>
<b>OTHER FINANCING SOURCES (USES)</b>										
<i>TOTAL OTHER FINANCING SOURCES (USES)</i>	<i>0.00</i>	<i>0.00</i>		<i>0.00</i>		<i>0.00</i>		<i>0.00</i>	<i>0.00</i>	<i>0.00</i>
<b>NET CHANGE IN FUND BALANCE</b>	<b>0.00</b>	<b>0.00</b>		<b>0.00</b>		<b>0.00</b>		<b>0.00</b>	<b>0.00</b>	<b>0.00</b>





FUND DEPT 2188-075 : SOCIAL SECURITY FUND - GENERAL COUNTY

12/14/2022 1:20:48 PM

PERIOD ENDING 11/30/2022

	ACTUAL LAST YEAR			ACTUAL THIS YEAR				ENCUMBRANCE	BUDGET	UNENCUMBERED BALANCE
	CURRENT MONTH	YEAR TO DATE	%	CURRENT MONTH	%	YEAR TO DATE	%			
<b>REVENUES</b>										
4001 PROPERTY TAX	0.00	1,740,937.97	97	0.00	0	1,772,138.93	95	0.00	1,866,521.00	94,382.07
4008 INVESTMENT EARNINGS	31.63	178.79	6	3,043.45	0	9,068.35	0	0.00	0.00	-9,068.35
4009 MISCELLANEOUS REVENUES	86.52	86.52	0	0.00	0	884.53	0	0.00	0.00	-884.53
<b>TOTAL REVENUES</b>	<b>118.15</b>	<b>1,741,203.28</b>	<b>97</b>	<b>3,043.45</b>	<b>0</b>	<b>1,782,091.81</b>	<b>95</b>	<b>0.00</b>	<b>1,866,521.00</b>	<b>84,429.19</b>
<b>EXPENDITURES</b>										
5003 FRINGE BENEFITS	216,870.54	2,450,026.30	84	134,415.98	4	1,529,827.98	47	0.00	3,269,747.00	1,739,919.02
<b>TOTAL EXPENDITURES</b>	<b>216,870.54</b>	<b>2,450,026.30</b>	<b>84</b>	<b>134,415.98</b>	<b>4</b>	<b>1,529,827.98</b>	<b>47</b>	<b>0.00</b>	<b>3,269,747.00</b>	<b>1,739,919.02</b>
<b>OTHER FINANCING SOURCES (USES)</b>										
6001 OTHER FINANCING SOURCES	316,404.28	1,183,350.72	107	0.00	0	-6,302.44	0	0.00	1,403,226.00	1,409,528.44
<b>TOTAL OTHER FINANCING SOURCES (USES)</b>	<b>316,404.28</b>	<b>1,183,350.72</b>		<b>0.00</b>		<b>-6,302.44</b>		<b>0.00</b>	<b>1,403,226.00</b>	<b>1,409,528.44</b>
<b>NET CHANGE IN FUND BALANCE</b>	<b>-99,651.89</b>	<b>-474,527.70</b>		<b>131,372.53</b>		<b>-245,961.39</b>		<b>0.00</b>	<b>0.00</b>	<b>245,961.39</b>




FUND DEPT 2474-474 : RPC USDA REVOLVING LOANS - RPC USDA REVOLVING LOANS

12/14/2022 1:20:48 PM

PERIOD ENDING 11/30/2022

	ACTUAL LAST YEAR			ACTUAL THIS YEAR				ENCUMBRANCE	BUDGET	UNENCUMBERED BALANCE
	CURRENT MONTH	YEAR TO DATE	%	CURRENT MONTH	%	YEAR TO DATE	%			
<b>REVENUES</b>										
4008 INVESTMENT EARNINGS	659.61	10,482.05	70	487.01	3	12,949.78	86	0.00	15,000.00	2,050.22
<b>TOTAL REVENUES</b>	<b>659.61</b>	<b>10,482.05</b>	<b>70</b>	<b>487.01</b>	<b>3</b>	<b>12,949.78</b>	<b>86</b>	<b>0.00</b>	<b>15,000.00</b>	<b>2,050.22</b>
<b>EXPENDITURES</b>										
5020 SERVICES	0.00	0.00	0	0.00	0	31,838.00	91	0.00	35,000.00	3,162.00
<b>TOTAL EXPENDITURES</b>	<b>0.00</b>	<b>0.00</b>	<b>0</b>	<b>0.00</b>	<b>0</b>	<b>31,838.00</b>	<b>91</b>	<b>0.00</b>	<b>35,000.00</b>	<b>3,162.00</b>
<b>OTHER FINANCING SOURCES (USES)</b>										
7001 OTHER FINANCING USES	0.00	-4,688.22	67	0.00	0	-2,884.60	41	0.00	-7,000.00	-4,115.40
<b>TOTAL OTHER FINANCING SOURCES (USES)</b>	<b>0.00</b>	<b>-4,688.22</b>		<b>0.00</b>		<b>-2,884.60</b>		<b>0.00</b>	<b>-7,000.00</b>	<b>-4,115.40</b>
<b>NET CHANGE IN FUND BALANCE</b>	<b>-659.61</b>	<b>-5,793.83</b>		<b>-487.01</b>		<b>21,772.82</b>		<b>0.00</b>	<b>27,000.00</b>	<b>5,227.18</b>



FUND DEPT 2475-475 : RPC ECON DEVELOPMNT LOANS - RPC ECON DEVELOPMNT LOANS

12/14/2022 1:20:48 PM

PERIOD ENDING 11/30/2022

	ACTUAL LAST YEAR			ACTUAL THIS YEAR				ENCUMBRANCE	BUDGET	UNENCUMBERED BALANCE
	CURRENT MONTH	YEAR TO DATE	%	CURRENT MONTH	%	YEAR TO DATE	%			
<b>REVENUES</b>										
4004 INTERGOVERNMENTAL REVENUE	0.00	25,000.00	10	0.00	0	0.00	0	0.00	0.00	0.00
4008 INVESTMENT EARNINGS	7,037.00	117,262.24	132	27,483.37	25	150,689.05	136	0.00	110,500.00	-40,189.05
<b>TOTAL REVENUES</b>	<b>7,037.00</b>	<b>142,262.24</b>	<b>42</b>	<b>27,483.37</b>	<b>25</b>	<b>150,689.05</b>	<b>136</b>	<b>0.00</b>	<b>110,500.00</b>	<b>-40,189.05</b>
<b>EXPENDITURES</b>										
5020 SERVICES	0.00	25,000.00	6	0.00	0	0.00	0	0.00	130,000.00	130,000.00
<b>TOTAL EXPENDITURES</b>	<b>0.00</b>	<b>25,000.00</b>	<b>6</b>	<b>0.00</b>	<b>0</b>	<b>0.00</b>	<b>0</b>	<b>0.00</b>	<b>130,000.00</b>	<b>130,000.00</b>
<b>OTHER FINANCING SOURCES (USES)</b>										
6001 OTHER FINANCING SOURCES	0.00	0.00	0	0.00	0	0.00	0	0.00	500,000.00	500,000.00
7001 OTHER FINANCING USES	-2,255.91	-40,237.74	39	0.00	0	-73,131.70	71	0.00	-103,500.00	-30,368.30
<b>TOTAL OTHER FINANCING SOURCES (USES)</b>	<b>-2,255.91</b>	<b>-40,237.74</b>		<b>0.00</b>		<b>-73,131.70</b>		<b>0.00</b>	<b>396,500.00</b>	<b>469,631.70</b>
<b>NET CHANGE IN FUND BALANCE</b>	<b>-4,781.09</b>	<b>-77,024.50</b>		<b>-27,483.37</b>		<b>-77,557.35</b>		<b>0.00</b>	<b>-377,000.00</b>	<b>-299,442.65</b>



FUND DEPT 2609-026 : TAX INDEMNITY FUND - COUNTY TREASURER

12/14/2022 1:20:48 PM

PERIOD ENDING 11/30/2022

	ACTUAL LAST YEAR			ACTUAL THIS YEAR				ENCUMBRANCE	BUDGET	UNENCUMBERED BALANCE
	CURRENT MONTH	YEAR TO DATE	%	CURRENT MONTH	%	YEAR TO DATE	%			
<b>EXPENDITURES</b>										
5020 SERVICES	0.00	0.00	0	0.00	0	0.00	0	0.00	77,779.00	77,779.00
<b>TOTAL EXPENDITURES</b>	<b>0.00</b>	<b>0.00</b>	<b>0</b>	<b>0.00</b>	<b>0</b>	<b>0.00</b>	<b>0</b>	<b>0.00</b>	<b>77,779.00</b>	<b>77,779.00</b>
<b>OTHER FINANCING SOURCES (USES)</b>										
6001 OTHER FINANCING SOURCES	0.00	0.00	0	0.00	0	0.00	0	0.00	602,780.00	602,780.00
<b>TOTAL OTHER FINANCING SOURCES (USES)</b>	<b>0.00</b>	<b>0.00</b>		<b>0.00</b>		<b>0.00</b>		<b>0.00</b>	<b>602,780.00</b>	<b>602,780.00</b>
<b>NET CHANGE IN FUND BALANCE</b>	<b>0.00</b>	<b>0.00</b>		<b>0.00</b>		<b>0.00</b>		<b>0.00</b>	<b>-525,001.00</b>	<b>-525,001.00</b>



FUND DEPT 2610-026 : WORKING CASH FUND - COUNTY TREASURER

12/14/2022 1:20:48 PM

PERIOD ENDING 11/30/2022

	ACTUAL LAST YEAR			ACTUAL THIS YEAR				ENCUMBRANCE	BUDGET	UNENCUMBERED BALANCE
	CURRENT MONTH	YEAR TO DATE	%	CURRENT MONTH	%	YEAR TO DATE	%			
<b>REVENUES</b>										
4008 INVESTMENT EARNINGS	22.70	127.66	1	965.26	14	4,200.03	60	0.00	7,000.00	2,799.97
<b>TOTAL REVENUES</b>	<b>22.70</b>	<b>127.66</b>	<b>1</b>	<b>965.26</b>	<b>14</b>	<b>4,200.03</b>	<b>60</b>	<b>0.00</b>	<b>7,000.00</b>	<b>2,799.97</b>
<b>OTHER FINANCING SOURCES (USES)</b>										
7001 OTHER FINANCING USES	0.00	0.00	0	0.00	0	0.00	0	0.00	-7,000.00	-7,000.00
<b>TOTAL OTHER FINANCING SOURCES (USES)</b>	<b>0.00</b>	<b>0.00</b>		<b>0.00</b>		<b>0.00</b>		<b>0.00</b>	<b>-7,000.00</b>	<b>-7,000.00</b>
<b>NET CHANGE IN FUND BALANCE</b>	<b>-22.70</b>	<b>-127.66</b>		<b>-965.26</b>		<b>-4,200.03</b>		<b>0.00</b>	<b>0.00</b>	<b>4,200.03</b>



FUND DEPT 2611-022 : COUNTY CLK SURCHARGE FUND - COUNTY CLERK

12/14/2022 1:20:48 PM

PERIOD ENDING 11/30/2022

	ACTUAL LAST YEAR			ACTUAL THIS YEAR				ENCUMBRANCE	BUDGET	UNENCUMBERED BALANCE
	CURRENT MONTH	YEAR TO DATE	%	CURRENT MONTH	%	YEAR TO DATE	%			
<b>REVENUES</b>										
4007 CHARGES FOR SERVICES	1,403.00	10,722.00	89	1,270.00	11	9,266.00	77	0.00	12,000.00	2,734.00
<b>TOTAL REVENUES</b>	<b>1,403.00</b>	<b>10,722.00</b>	<b>89</b>	<b>1,270.00</b>	<b>11</b>	<b>9,266.00</b>	<b>77</b>	<b>0.00</b>	<b>12,000.00</b>	<b>2,734.00</b>
<b>EXPENDITURES</b>										
5020 SERVICES	2,576.00	10,722.00	89	780.00	6	9,979.00	83	0.00	12,000.00	2,021.00
<b>TOTAL EXPENDITURES</b>	<b>2,576.00</b>	<b>10,722.00</b>	<b>89</b>	<b>780.00</b>	<b>6</b>	<b>9,979.00</b>	<b>83</b>	<b>0.00</b>	<b>12,000.00</b>	<b>2,021.00</b>
<b>NET CHANGE IN FUND BALANCE</b>	<b>1,173.00</b>	<b>0.00</b>		<b>-490.00</b>		<b>713.00</b>		<b>0.00</b>	<b>0.00</b>	<b>-713.00</b>



**FUND DEPT 2612-040 : SHERIFF DRUG FORFEITURES - SHERIFF**

12/14/2022 1:20:48 PM

**PERIOD ENDING 11/30/2022**

	ACTUAL LAST YEAR			ACTUAL THIS YEAR				ENCUMBRANCE	BUDGET	UNENCUMBERED BALANCE
	CURRENT MONTH	YEAR TO DATE	%	CURRENT MONTH	%	YEAR TO DATE	%			
<b>REVENUES</b>										
4005 FINES AND FORFEITURES	0.00	26,481.08	265	0.00	0	7,969.74	80	0.00	10,000.00	2,030.26
4008 INVESTMENT EARNINGS	6.58	37.03	2	308.71	617	1,332.11	266 4	0.00	50.00	-1,282.11
<b>TOTAL REVENUES</b>	<b>6.58</b>	<b>26,518.11</b>	<b>225</b>	<b>308.71</b>	<b>3</b>	<b>9,301.85</b>	<b>93</b>	<b>0.00</b>	<b>10,050.00</b>	<b>748.15</b>
<b>EXPENDITURES</b>										
5010 COMMODITIES	828.22	6,179.93	77	1,278.27	16	6,918.61	86	0.00	8,000.00	1,081.39
5020 SERVICES	1,137.40	8,062.68	45	6,559.34	36	8,590.77	48	0.00	18,000.00	9,409.23
<b>TOTAL EXPENDITURES</b>	<b>1,965.62</b>	<b>14,242.61</b>	<b>55</b>	<b>7,837.61</b>	<b>30</b>	<b>15,509.38</b>	<b>60</b>	<b>0.00</b>	<b>26,000.00</b>	<b>10,490.62</b>
<b>OTHER FINANCING SOURCES (USES)</b>										
<b>TOTAL OTHER FINANCING SOURCES (USES)</b>	<b>0.00</b>	<b>0.00</b>		<b>0.00</b>		<b>0.00</b>		<b>0.00</b>	<b>0.00</b>	<b>0.00</b>
<b>NET CHANGE IN FUND BALANCE</b>	<b>1,959.04</b>	<b>-12,275.50</b>		<b>7,528.90</b>		<b>6,207.53</b>		<b>0.00</b>	<b>15,950.00</b>	<b>9,742.47</b>



FUND DEPT 2613-030 : COURT'S AUTOMATION FUND - CIRCUIT CLERK

12/14/2022 1:20:48 PM

PERIOD ENDING 11/30/2022

	ACTUAL LAST YEAR			ACTUAL THIS YEAR				ENCUMBRANCE	BUDGET	UNENCUMBERED BALANCE
	CURRENT MONTH	YEAR TO DATE	%	CURRENT MONTH	%	YEAR TO DATE	%			
<b>REVENUES</b>										
4004 INTERGOVERNMENTAL REVENUE	0.00	87,500.00	243	0.00	0	28,514.56	100	0.00	28,622.78	108.22
4007 CHARGES FOR SERVICES	15,069.85	177,010.13	71	20,021.57	9	188,775.56	84	0.00	225,190.00	36,414.44
4008 INVESTMENT EARNINGS	5.06	30.11	3	217.48	0	371.35	0	0.00	0.00	-371.35
<b>TOTAL REVENUES</b>	<b>15,074.91</b>	<b>264,540.24</b>	<b>92</b>	<b>20,239.05</b>	<b>8</b>	<b>217,661.47</b>	<b>86</b>	<b>0.00</b>	<b>253,812.78</b>	<b>36,151.31</b>
<b>EXPENDITURES</b>										
5010 COMMODITIES	0.00	4,887.76	16	0.00	0	96.70	2	0.00	3,925.00	3,828.30
5020 SERVICES	32.95	214,016.59	91	0.00	0	214,489.89	90	0.00	238,095.31	23,605.42
8000 CAPITAL OUTLAY	0.00	87,500.00	85	0.00	0	28,514.56	85	0.00	33,406.47	4,891.91
<b>TOTAL EXPENDITURES</b>	<b>32.95</b>	<b>306,404.35</b>	<b>83</b>	<b>0.00</b>	<b>0</b>	<b>243,101.15</b>	<b>88</b>	<b>0.00</b>	<b>275,426.78</b>	<b>32,325.63</b>
<b>OTHER FINANCING SOURCES (USES)</b>										
<b>TOTAL OTHER FINANCING SOURCES (USES)</b>	<b>0.00</b>	<b>0.00</b>		<b>0.00</b>		<b>0.00</b>		<b>0.00</b>	<b>0.00</b>	<b>0.00</b>
<b>NET CHANGE IN FUND BALANCE</b>	<b>-15,041.96</b>	<b>41,864.11</b>		<b>-20,239.05</b>		<b>25,439.68</b>		<b>0.00</b>	<b>21,614.00</b>	<b>-3,825.68</b>





FUND DEPT 2614-023 : RECORDER'S AUTOMATION FND - RECORDER

12/14/2022 1:20:48 PM

PERIOD ENDING 11/30/2022

	ACTUAL LAST YEAR			ACTUAL THIS YEAR				ENCUMBRANCE	BUDGET	UNENCUMBERED BALANCE
	CURRENT MONTH	YEAR TO DATE	%	CURRENT MONTH	%	YEAR TO DATE	%			
<b>REVENUES</b>										
4007 CHARGES FOR SERVICES	21,710.63	209,434.10	120	14,308.58	8	156,965.59	87	0.00	180,000.00	23,034.41
4008 INVESTMENT EARNINGS	25.41	142.96	3	1,429.76	29	5,747.17	115	0.00	5,000.00	-747.17
<b>TOTAL REVENUES</b>	<b>21,736.04</b>	<b>209,577.06</b>	<b>116</b>	<b>15,738.34</b>	<b>9</b>	<b>162,712.76</b>	<b>88</b>	<b>0.00</b>	<b>185,000.00</b>	<b>22,287.24</b>
<b>EXPENDITURES</b>										
5001 SALARIES AND WAGES	9,040.07	71,946.75	78	1,077.12	4	12,822.49	50	0.00	25,611.00	12,788.51
5003 FRINGE BENEFITS	174.24	2,488.15	62	225.35	6	1,946.03	51	0.00	3,783.00	1,836.97
5010 COMMODITIES	0.00	376.41	3	0.00	0	65,271.69	83	0.00	79,061.00	13,789.31
5020 SERVICES	3,025.79	47,861.55	64	8,017.68	11	51,642.10	73	0.00	70,639.00	18,996.90
8000 CAPITAL OUTLAY	0.00	55,600.00	100	0.00	0	0.00	0	0.00	0.00	0.00
<b>TOTAL EXPENDITURES</b>	<b>12,240.10</b>	<b>178,272.86</b>	<b>75</b>	<b>9,320.15</b>	<b>5</b>	<b>131,682.31</b>	<b>74</b>	<b>0.00</b>	<b>179,094.00</b>	<b>47,411.69</b>
<b>NET CHANGE IN FUND BALANCE</b>	<b>-9,495.94</b>	<b>-31,304.20</b>		<b>-6,418.19</b>		<b>-31,030.45</b>		<b>0.00</b>	<b>-5,906.00</b>	<b>25,124.45</b>



**FUND DEPT 2615-036 : PUBLIC DEFENDER AUTOMATN - PUBLIC DEFENDER**

12/14/2022 1:20:48 PM

**PERIOD ENDING 11/30/2022**

	ACTUAL LAST YEAR			ACTUAL THIS YEAR				ENCUMBRANCE	BUDGET	UNENCUMBERED BALANCE
	CURRENT MONTH	YEAR TO DATE	%	CURRENT MONTH	%	YEAR TO DATE	%			
<b>REVENUES</b>										
4007 CHARGES FOR SERVICES	40.00	646.50	162	91.00	14	486.00	75	0.00	650.00	164.00
<b>TOTAL REVENUES</b>	<b>40.00</b>	<b>646.50</b>	<b>162</b>	<b>91.00</b>	<b>14</b>	<b>486.00</b>	<b>75</b>	<b>0.00</b>	<b>650.00</b>	<b>164.00</b>
<b>EXPENDITURES</b>										
<b>TOTAL EXPENDITURES</b>	<b>0.00</b>	<b>0.00</b>	<b>0</b>	<b>0.00</b>	<b>0</b>	<b>0.00</b>	<b>0</b>	<b>0.00</b>	<b>0.00</b>	<b>0.00</b>
<b>NET CHANGE IN FUND BALANCE</b>	<b>-40.00</b>	<b>-646.50</b>		<b>-91.00</b>		<b>-486.00</b>		<b>0.00</b>	<b>-650.00</b>	<b>-164.00</b>




FUND DEPT 2617-030 : CHILD SUPPORT SERV FUND - CIRCUIT CLERK

12/14/2022 1:20:48 PM

PERIOD ENDING 11/30/2022

	ACTUAL LAST YEAR			ACTUAL THIS YEAR				ENCUMBRANCE	BUDGET	UNENCUMBERED BALANCE
	CURRENT MONTH	YEAR TO DATE	%	CURRENT MONTH	%	YEAR TO DATE	%			
<b>REVENUES</b>										
4007 CHARGES FOR SERVICES	0.00	9,522.00	58	0.00	0	258.28	1	0.00	18,102.00	17,843.72
4008 INVESTMENT EARNINGS	3.60	20.07	0	128.49	0	563.99	0	0.00	0.00	-563.99
<b>TOTAL REVENUES</b>	<b>3.60</b>	<b>9,542.07</b>	<b>58</b>	<b>128.49</b>	<b>1</b>	<b>822.27</b>	<b>5</b>	<b>0.00</b>	<b>18,102.00</b>	<b>17,279.73</b>
<b>EXPENDITURES</b>										
5001 SALARIES AND WAGES	0.00	15,604.15	44	0.00	0	0.00	0	0.00	0.00	0.00
5010 COMMODITIES	0.00	0.00	0	0.00	0	0.00	0	0.00	4,500.00	4,500.00
5020 SERVICES	0.00	0.00	0	0.00	0	5,000.00	37	0.00	13,425.00	8,425.00
<b>TOTAL EXPENDITURES</b>	<b>0.00</b>	<b>15,604.15</b>	<b>44</b>	<b>0.00</b>	<b>0</b>	<b>5,000.00</b>	<b>28</b>	<b>0.00</b>	<b>17,925.00</b>	<b>12,925.00</b>
<b>OTHER FINANCING SOURCES (USES)</b>										
<b>TOTAL OTHER FINANCING SOURCES (USES)</b>	<b>0.00</b>	<b>0.00</b>		<b>0.00</b>		<b>0.00</b>		<b>0.00</b>	<b>0.00</b>	<b>0.00</b>
<b>NET CHANGE IN FUND BALANCE</b>	<b>-3.60</b>	<b>6,062.08</b>		<b>-128.49</b>		<b>4,177.73</b>		<b>0.00</b>	<b>-177.00</b>	<b>-4,354.73</b>




FUND DEPT 2618-051 : PROBATION SERVICES FUND - JUVENILE DETENTION CENTER

12/14/2022 1:20:48 PM

PERIOD ENDING 11/30/2022

	ACTUAL LAST YEAR			ACTUAL THIS YEAR				ENCUMBRANCE	BUDGET	UNENCUMBERED BALANCE
	CURRENT MONTH	YEAR TO DATE	%	CURRENT MONTH	%	YEAR TO DATE	%			
<b>REVENUES</b>										
4007 CHARGES FOR SERVICES	2,727.00	33,067.64	79	2,732.25	6	26,539.04	59	0.00	45,000.00	18,460.96
<b>TOTAL REVENUES</b>	<b>2,727.00</b>	<b>33,067.64</b>	<b>79</b>	<b>2,732.25</b>	<b>6</b>	<b>26,539.04</b>	<b>59</b>	<b>0.00</b>	<b>45,000.00</b>	<b>18,460.96</b>
<b>EXPENDITURES</b>										
5010 COMMODITIES	0.00	2,202.10	100	0.00	0	0.00	0	0.00	0.00	0.00
5020 SERVICES	0.00	0.00	0	0.00	0	0.00	0	0.00	50,000.00	50,000.00
<b>TOTAL EXPENDITURES</b>	<b>0.00</b>	<b>2,202.10</b>	<b>4</b>	<b>0.00</b>	<b>0</b>	<b>0.00</b>	<b>0</b>	<b>0.00</b>	<b>50,000.00</b>	<b>50,000.00</b>
<b>OTHER FINANCING SOURCES (USES)</b>										
<b>TOTAL OTHER FINANCING SOURCES (USES)</b>	<b>0.00</b>	<b>0.00</b>		<b>0.00</b>		<b>0.00</b>		<b>0.00</b>	<b>0.00</b>	<b>0.00</b>
<b>NET CHANGE IN FUND BALANCE</b>	<b>-2,727.00</b>	<b>-30,865.54</b>		<b>-2,732.25</b>		<b>-26,539.04</b>		<b>0.00</b>	<b>5,000.00</b>	<b>31,539.04</b>



FUND DEPT 2618-052 : PROBATION SERVICES FUND - COURT SERVICES -PROBATION

12/14/2022 1:20:48 PM

PERIOD ENDING 11/30/2022

	ACTUAL LAST YEAR			ACTUAL THIS YEAR				ENCUMBRANCE	BUDGET	UNENCUMBERED BALANCE
	CURRENT MONTH	YEAR TO DATE	%	CURRENT MONTH	%	YEAR TO DATE	%			
<b>REVENUES</b>										
4007 CHARGES FOR SERVICES	19,438.36	350,225.68	88	36,778.79	10	241,176.21	64	0.00	375,000.00	133,823.79
4008 INVESTMENT EARNINGS	90.61	511.81	4	4,998.05	666	21,098.30	2813	0.00	750.00	-20,348.30
4009 MISCELLANEOUS REVENUES	0.00	140.00	1	0.00	0	300.00	3	0.00	10,500.00	10,200.00
<b>TOTAL REVENUES</b>	<b>19,528.97</b>	<b>350,877.49</b>	<b>83</b>	<b>41,776.84</b>	<b>11</b>	<b>262,574.51</b>	<b>68</b>	<b>0.00</b>	<b>386,250.00</b>	<b>123,675.49</b>
<b>EXPENDITURES</b>										
5010 COMMODITIES	2.47	33,371.67	41	200.94	0	33,351.22	39	0.00	84,750.00	51,398.78
5020 SERVICES	6,717.79	79,787.48	27	11,519.69	4	89,858.04	31	0.00	292,750.00	202,891.96
8000 CAPITAL OUTLAY	0.00	0.00	0	0.00	0	0.00	0	0.00	36,500.00	36,500.00
<b>TOTAL EXPENDITURES</b>	<b>6,720.26</b>	<b>113,159.15</b>	<b>27</b>	<b>11,720.63</b>	<b>3</b>	<b>123,209.26</b>	<b>30</b>	<b>0.00</b>	<b>414,000.00</b>	<b>290,790.74</b>
<b>OTHER FINANCING SOURCES (USES)</b>										
7001 OTHER FINANCING USES	0.00	-10,000.00	100	0.00	0	0.00	0	0.00	-10,000.00	-10,000.00
<b>TOTAL OTHER FINANCING SOURCES (USES)</b>	<b>0.00</b>	<b>-10,000.00</b>		<b>0.00</b>		<b>0.00</b>		<b>0.00</b>	<b>-10,000.00</b>	<b>-10,000.00</b>
<b>NET CHANGE IN FUND BALANCE</b>	<b>-12,808.71</b>	<b>-227,718.34</b>		<b>-30,056.21</b>		<b>-139,365.25</b>		<b>0.00</b>	<b>37,750.00</b>	<b>177,115.25</b>



FUND DEPT 2619-026 : TAX SALE AUTOMATION FUND - COUNTY TREASURER

12/14/2022 1:20:48 PM

PERIOD ENDING 11/30/2022

	ACTUAL LAST YEAR			ACTUAL THIS YEAR				ENCUMBRANCE	BUDGET	UNENCUMBERED BALANCE
	CURRENT MONTH	YEAR TO DATE	%	CURRENT MONTH	%	YEAR TO DATE	%			
<b>REVENUES</b>										
4007 CHARGES FOR SERVICES	231.00	17,416.06	68	-11,312.98	-57	19,857.62	99	0.00	20,000.00	142.38
4008 INVESTMENT EARNINGS	0.44	2.51	3	73.53	37	177.82	89	0.00	200.00	22.18
<b>TOTAL REVENUES</b>	<b>231.44</b>	<b>17,418.57</b>	<b>68</b>	<b>-11,239.45</b>	<b>-56</b>	<b>20,035.44</b>	<b>99</b>	<b>0.00</b>	<b>20,200.00</b>	<b>164.56</b>
<b>EXPENDITURES</b>										
5001 SALARIES AND WAGES	0.00	7,777.50	92	564.00	3	16,888.00	96	0.00	17,600.00	712.00
5003 FRINGE BENEFITS	0.00	760.50	83	158.75	19	1,603.95	195	0.00	824.00	-779.95
5010 COMMODITIES	0.00	0.00	0	0.00	0	0.00	0	0.00	1,100.00	1,100.00
5020 SERVICES	360.00	1,245.16	96	0.00	0	485.00	24	0.00	2,000.00	1,515.00
<b>TOTAL EXPENDITURES</b>	<b>360.00</b>	<b>9,783.16</b>	<b>52</b>	<b>722.75</b>	<b>3</b>	<b>18,976.95</b>	<b>88</b>	<b>0.00</b>	<b>21,524.00</b>	<b>2,547.05</b>
<b>NET CHANGE IN FUND BALANCE</b>	<b>128.56</b>	<b>-7,635.41</b>		<b>11,962.20</b>		<b>-1,058.49</b>		<b>0.00</b>	<b>1,324.00</b>	<b>2,382.49</b>



**FUND DEPT 2621-041 : STS ATTY DRUG FORFEITURES - STATES ATTORNEY**

12/14/2022 1:20:48 PM

**PERIOD ENDING 11/30/2022**

	ACTUAL LAST YEAR			ACTUAL THIS YEAR				ENCUMBRANCE	BUDGET	UNENCUMBERED BALANCE
	CURRENT MONTH	YEAR TO DATE	%	CURRENT MONTH	%	YEAR TO DATE	%			
<b>REVENUES</b>										
4005 FINES AND FORFEITURES	0.00	60,664.82	253	125.00	1	56,564.05	236	0.00	24,000.00	-32,564.05
4008 INVESTMENT EARNINGS	9.93	55.87	160	312.35	0	1,418.11	0	0.00	0.00	-1,418.11
<b>TOTAL REVENUES</b>	<b>9.93</b>	<b>60,720.69</b>	<b>253</b>	<b>437.35</b>	<b>2</b>	<b>57,982.16</b>	<b>242</b>	<b>0.00</b>	<b>24,000.00</b>	<b>-33,982.16</b>
<b>EXPENDITURES</b>										
5010 COMMODITIES	551.70	50,203.21	83	1,859.31	4	23,983.30	46	0.00	52,700.00	28,716.70
5020 SERVICES	0.00	18,738.62	86	2,180.40	4	24,742.68	48	0.00	51,475.00	26,732.32
<b>TOTAL EXPENDITURES</b>	<b>551.70</b>	<b>68,941.83</b>	<b>66</b>	<b>4,039.71</b>	<b>4</b>	<b>48,725.98</b>	<b>47</b>	<b>0.00</b>	<b>104,175.00</b>	<b>55,449.02</b>
<b>OTHER FINANCING SOURCES (USES)</b>										
<b>TOTAL OTHER FINANCING SOURCES (USES)</b>	<b>0.00</b>	<b>0.00</b>		<b>0.00</b>		<b>0.00</b>		<b>0.00</b>	<b>0.00</b>	<b>0.00</b>
<b>NET CHANGE IN FUND BALANCE</b>	<b>541.77</b>	<b>8,221.14</b>		<b>3,602.36</b>		<b>-9,256.18</b>		<b>0.00</b>	<b>80,175.00</b>	<b>89,431.18</b>



FUND DEPT 2627-026 : PROPERTY TAX INT FEE FUND - COUNTY TREASURER

12/14/2022 1:20:48 PM

PERIOD ENDING 11/30/2022

	ACTUAL LAST YEAR			ACTUAL THIS YEAR				ENCUMBRANCE	BUDGET	UNENCUMBERED BALANCE
	CURRENT MONTH	YEAR TO DATE	%	CURRENT MONTH	%	YEAR TO DATE	%			
<b>REVENUES</b>										
4007 CHARGES FOR SERVICES	0.00	61,140.00	111	49,680.00	90	49,920.00	91	0.00	55,000.00	5,080.00
4008 INVESTMENT EARNINGS	7.05	4,386.58	439	38.46	2	123.49	6	0.00	2,000.00	1,876.51
<b>TOTAL REVENUES</b>	<b>7.05</b>	<b>65,526.58</b>	<b>117</b>	<b>49,718.46</b>	<b>87</b>	<b>50,043.49</b>	<b>88</b>	<b>0.00</b>	<b>57,000.00</b>	<b>6,956.51</b>
<b>OTHER FINANCING SOURCES (USES)</b>										
7001 OTHER FINANCING USES	0.00	0.00	0	0.00	0	0.00	0	0.00	-57,000.00	-57,000.00
<b>TOTAL OTHER FINANCING SOURCES (USES)</b>	<b>0.00</b>	<b>0.00</b>		<b>0.00</b>		<b>0.00</b>		<b>0.00</b>	<b>-57,000.00</b>	<b>-57,000.00</b>
<b>NET CHANGE IN FUND BALANCE</b>	<b>-7.05</b>	<b>-65,526.58</b>		<b>-49,718.46</b>		<b>-50,043.49</b>		<b>0.00</b>	<b>0.00</b>	<b>50,043.49</b>





FUND DEPT 2628-022 : ELECTN ASSIST/ACCESSIBLTY - COUNTY CLERK

12/14/2022 1:20:48 PM

PERIOD ENDING 11/30/2022

	ACTUAL LAST YEAR			ACTUAL THIS YEAR				ENCUMBRANCE	BUDGET	UNENCUMBERED BALANCE
	CURRENT MONTH	YEAR TO DATE	%	CURRENT MONTH	%	YEAR TO DATE	%			
<b>REVENUES</b>										
4004 INTERGOVERNMENTAL REVENUE	0.00	88,460.70	42	0.00	0	77,461.30	35	0.00	221,768.00	144,306.70
<b>TOTAL REVENUES</b>	<b>0.00</b>	<b>88,460.70</b>	<b>42</b>	<b>0.00</b>	<b>0</b>	<b>77,461.30</b>	<b>35</b>	<b>0.00</b>	<b>221,768.00</b>	<b>144,306.70</b>
<b>EXPENDITURES</b>										
5001 SALARIES AND WAGES	0.00	0.00	0	5,530.37	16	26,816.78	77	0.00	34,800.00	7,983.22
5003 FRINGE BENEFITS	0.00	0.00	0	305.49	10	2,171.61	71	0.00	3,050.00	878.39
5010 COMMODITIES	0.00	26,626.03	76	0.00	0	67,679.19	100	0.00	67,679.19	0.00
5020 SERVICES	65,944.35	120,013.00	74	6,206.59	5	28,510.63	25	0.00	116,238.81	87,728.18
<b>TOTAL EXPENDITURES</b>	<b>65,944.35</b>	<b>146,639.03</b>	<b>70</b>	<b>12,042.45</b>	<b>5</b>	<b>125,178.21</b>	<b>56</b>	<b>0.00</b>	<b>221,768.00</b>	<b>96,589.79</b>
<b>OTHER FINANCING SOURCES (USES)</b>										
<b>TOTAL OTHER FINANCING SOURCES (USES)</b>	<b>0.00</b>	<b>0.00</b>		<b>0.00</b>		<b>0.00</b>		<b>0.00</b>	<b>0.00</b>	<b>0.00</b>
<b>NET CHANGE IN FUND BALANCE</b>	<b>65,944.35</b>	<b>58,178.33</b>		<b>12,042.45</b>		<b>47,716.91</b>		<b>0.00</b>	<b>0.00</b>	<b>-47,716.91</b>



FUND DEPT 2629-010 : COUNTY HISTORICAL FUND - COUNTY BOARD

12/14/2022 1:20:48 PM

PERIOD ENDING 11/30/2022

	ACTUAL LAST YEAR			ACTUAL THIS YEAR				ENCUMBRANCE	BUDGET	UNENCUMBERED BALANCE
	CURRENT MONTH	YEAR TO DATE	%	CURRENT MONTH	%	YEAR TO DATE	%			
<b>REVENUES</b>										
4008 INVESTMENT EARNINGS	0.53	3.00	5	22.78	228	99.17	992	0.00	10.00	-89.17
<b>TOTAL REVENUES</b>	<b>0.53</b>	<b>3.00</b>	<b>5</b>	<b>22.78</b>	<b>228</b>	<b>99.17</b>	<b>992</b>	<b>0.00</b>	<b>10.00</b>	<b>-89.17</b>
<b>EXPENDITURES</b>										
<b>TOTAL EXPENDITURES</b>	<b>0.00</b>	<b>0.00</b>	<b>0</b>	<b>0.00</b>	<b>0</b>	<b>0.00</b>	<b>0</b>	<b>0.00</b>	<b>0.00</b>	<b>0.00</b>
<b>NET CHANGE IN FUND BALANCE</b>	<b>-0.53</b>	<b>-3.00</b>		<b>-22.78</b>		<b>-99.17</b>		<b>0.00</b>	<b>-10.00</b>	<b>89.17</b>



FUND DEPT 2630-030 : CIR CLK OPERATION & ADMIN - CIRCUIT CLERK

12/14/2022 1:20:48 PM

PERIOD ENDING 11/30/2022

	ACTUAL LAST YEAR			ACTUAL THIS YEAR				ENCUMBRANCE	BUDGET	UNENCUMBERED BALANCE
	CURRENT MONTH	YEAR TO DATE	%	CURRENT MONTH	%	YEAR TO DATE	%			
<b>REVENUES</b>										
4007 CHARGES FOR SERVICES	7,355.12	182,559.97	73	-99,138.90	-37	621,873.92	234	0.00	265,824.00	-356,049.92
4008 INVESTMENT EARNINGS	2.56	13.73	0	1,027.20	0	4,169.93	0	0.00	0.00	-4,169.93
4009 MISCELLANEOUS REVENUES	0.00	7,383.34	0	0.00	0	0.00	0	0.00	0.00	0.00
<b>TOTAL REVENUES</b>	<b>7,357.68</b>	<b>189,957.04</b>	<b>76</b>	<b>-98,111.70</b>	<b>-37</b>	<b>626,043.85</b>	<b>236</b>	<b>0.00</b>	<b>265,824.00</b>	<b>-360,219.85</b>
<b>EXPENDITURES</b>										
5001 SALARIES AND WAGES	16,639.04	101,397.74	55	0.00	0	75,935.92	100	0.00	75,935.92	0.00
5003 FRINGE BENEFITS	1,991.20	22,526.29	81	0.00	0	16,130.64	100	0.00	16,130.64	0.00
5010 COMMODITIES	8,407.45	19,024.68	43	145.09	0	35,455.57	45	15,017.20	78,439.67	42,984.10
5020 SERVICES	250.00	964.44	11	782.00	0	167,008.34	81	0.00	206,363.15	39,354.81
<b>TOTAL EXPENDITURES</b>	<b>27,287.69</b>	<b>143,913.15</b>	<b>54</b>	<b>927.09</b>	<b>0</b>	<b>294,530.47</b>	<b>78</b>	<b>15,017.20</b>	<b>376,869.38</b>	<b>82,338.91</b>
<b>OTHER FINANCING SOURCES (USES)</b>										
<b>TOTAL OTHER FINANCING SOURCES (USES)</b>	<b>0.00</b>	<b>0.00</b>		<b>0.00</b>		<b>0.00</b>		<b>0.00</b>	<b>0.00</b>	<b>0.00</b>
<b>NET CHANGE IN FUND BALANCE</b>	<b>19,930.01</b>	<b>-46,043.89</b>		<b>99,038.79</b>		<b>-331,513.38</b>		<b>15,017.20</b>	<b>111,045.38</b>	<b>442,558.76</b>



**FUND DEPT 2632-030 : CIR CLK ELCTRNC CITATIONS - CIRCUIT CLERK**

12/14/2022 1:20:48 PM

**PERIOD ENDING 11/30/2022**

	ACTUAL LAST YEAR			ACTUAL THIS YEAR				ENCUMBRANCE	BUDGET	UNENCUMBERED BALANCE
	CURRENT MONTH	YEAR TO DATE	%	CURRENT MONTH	%	YEAR TO DATE	%			
<b>REVENUES</b>										
4007 CHARGES FOR SERVICES	3,325.00	43,390.79	87	3,528.00	6	39,012.95	71	0.00	54,906.00	15,893.05
4008 INVESTMENT EARNINGS	10.46	58.57	17	670.00	0	2,749.80	0	0.00	0.00	-2,749.80
<b>TOTAL REVENUES</b>	<b>3,335.46</b>	<b>43,449.36</b>	<b>86</b>	<b>4,198.00</b>	<b>8</b>	<b>41,762.75</b>	<b>76</b>	<b>0.00</b>	<b>54,906.00</b>	<b>13,143.25</b>
<b>EXPENDITURES</b>										
5020 SERVICES	0.00	0.00	0	0.00	0	0.00	0	0.00	30,000.00	30,000.00
8000 CAPITAL OUTLAY	0.00	0.00	0	0.00	0	0.00	0	0.00	20,000.00	20,000.00
<b>TOTAL EXPENDITURES</b>	<b>0.00</b>	<b>0.00</b>	<b>0</b>	<b>0.00</b>	<b>0</b>	<b>0.00</b>	<b>0</b>	<b>0.00</b>	<b>50,000.00</b>	<b>50,000.00</b>
<b>NET CHANGE IN FUND BALANCE</b>	<b>-3,335.46</b>	<b>-43,449.36</b>		<b>-4,198.00</b>		<b>-41,762.75</b>		<b>0.00</b>	<b>-4,906.00</b>	<b>36,856.75</b>



FUND DEPT 2633-041 : STS ATTY RECORDS AUTOMATN - STATES ATTORNEY

12/14/2022 1:20:48 PM

PERIOD ENDING 11/30/2022

	ACTUAL LAST YEAR			ACTUAL THIS YEAR				ENCUMBRANCE	BUDGET	UNENCUMBERED BALANCE
	CURRENT MONTH	YEAR TO DATE	%	CURRENT MONTH	%	YEAR TO DATE	%			
<b>REVENUES</b>										
4007 CHARGES FOR SERVICES	292.00	4,032.20	81	414.00	8	3,601.82	72	0.00	5,000.00	1,398.18
4008 INVESTMENT EARNINGS	0.45	2.54	8	16.96	57	97.68	326	0.00	30.00	-67.68
<b>TOTAL REVENUES</b>	<b>292.45</b>	<b>4,034.74</b>	<b>80</b>	<b>430.96</b>	<b>9</b>	<b>3,699.50</b>	<b>74</b>	<b>0.00</b>	<b>5,030.00</b>	<b>1,330.50</b>
<b>EXPENDITURES</b>										
5020 SERVICES	4,000.00	4,000.00	80	0.00	0	5,000.00	100	0.00	5,000.00	0.00
<b>TOTAL EXPENDITURES</b>	<b>4,000.00</b>	<b>4,000.00</b>	<b>80</b>	<b>0.00</b>	<b>0</b>	<b>5,000.00</b>	<b>100</b>	<b>0.00</b>	<b>5,000.00</b>	<b>0.00</b>
<b>NET CHANGE IN FUND BALANCE</b>	<b>3,707.55</b>	<b>-34.74</b>		<b>-430.96</b>		<b>1,300.50</b>		<b>0.00</b>	<b>-30.00</b>	<b>-1,330.50</b>



**FUND DEPT 2635-040 : CANNABIS REGULATION FUND - SHERIFF**

12/14/2022 1:20:48 PM

**PERIOD ENDING 11/30/2022**

	ACTUAL LAST YEAR			ACTUAL THIS YEAR				ENCUMBRANCE	BUDGET	UNENCUMBERED BALANCE
	CURRENT MONTH	YEAR TO DATE	%	CURRENT MONTH	%	YEAR TO DATE	%			
<b>REVENUES</b>										
4004 INTERGOVERNMENTAL REVENUE	8,783.02	30,405.92	113	7,493.48	16	37,046.10	77	0.00	48,000.00	10,953.90
4008 INVESTMENT EARNINGS	0.00	0.00	0	233.94	0	838.08	0	0.00	0.00	-838.08
4009 MISCELLANEOUS REVENUES	0.00	0.00	0	0.00	0	2,850.00	0	0.00	0.00	-2,850.00
<b>TOTAL REVENUES</b>	<b>8,783.02</b>	<b>30,405.92</b>	<b>113</b>	<b>7,727.42</b>	<b>16</b>	<b>40,734.18</b>	<b>85</b>	<b>0.00</b>	<b>48,000.00</b>	<b>7,265.82</b>
<b>EXPENDITURES</b>										
5010 COMMODITIES	0.00	0.00	0	0.00	0	0.00	0	0.00	15,000.00	15,000.00
5020 SERVICES	0.00	0.00	0	0.00	0	0.00	0	0.00	33,000.00	33,000.00
<b>TOTAL EXPENDITURES</b>	<b>0.00</b>	<b>0.00</b>	<b>0</b>	<b>0.00</b>	<b>0</b>	<b>0.00</b>	<b>0</b>	<b>0.00</b>	<b>48,000.00</b>	<b>48,000.00</b>
<b>NET CHANGE IN FUND BALANCE</b>	<b>-8,783.02</b>	<b>-30,405.92</b>		<b>-7,727.42</b>		<b>-40,734.18</b>		<b>0.00</b>	<b>0.00</b>	<b>40,734.18</b>



**FUND DEPT 2638-042 : CORONER STATUTORY FEES - CORONER**

12/14/2022 1:20:48 PM

**PERIOD ENDING 11/30/2022**

	ACTUAL LAST YEAR			ACTUAL THIS YEAR				ENCUMBRANCE	BUDGET	UNENCUMBERED BALANCE
	CURRENT MONTH	YEAR TO DATE	%	CURRENT MONTH	%	YEAR TO DATE	%			
<b>REVENUES</b>										
4007 CHARGES FOR SERVICES	7,120.43	61,189.48	113	0.00	0	51,306.37	83	0.00	62,000.00	10,693.63
<b>TOTAL REVENUES</b>	<b>7,120.43</b>	<b>61,189.48</b>	<b>113</b>	<b>0.00</b>	<b>0</b>	<b>51,306.37</b>	<b>83</b>	<b>0.00</b>	<b>62,000.00</b>	<b>10,693.63</b>
<b>EXPENDITURES</b>										
5010 COMMODITIES	183.48	11,256.42	58	504.97	2	8,683.18	40	0.00	21,666.00	12,982.82
5020 SERVICES	848.68	10,536.25	91	911.87	6	11,551.42	79	0.00	14,686.00	3,134.58
<b>TOTAL EXPENDITURES</b>	<b>1,032.16</b>	<b>21,792.67</b>	<b>70</b>	<b>1,416.84</b>	<b>4</b>	<b>20,234.60</b>	<b>56</b>	<b>0.00</b>	<b>36,352.00</b>	<b>16,117.40</b>
<b>NET CHANGE IN FUND BALANCE</b>	<b>-6,088.27</b>	<b>-39,396.81</b>		<b>1,416.84</b>		<b>-31,071.77</b>		<b>0.00</b>	<b>-25,648.00</b>	<b>5,423.77</b>



**FUND DEPT 2638-140 : CORONER STATUTORY FEES - CORRECTIONAL CENTER**

12/14/2022 1:20:48 PM

**PERIOD ENDING 11/30/2022**

	ACTUAL LAST YEAR			ACTUAL THIS YEAR				ENCUMBRANCE	BUDGET	UNENCUMBERED BALANCE
	CURRENT MONTH	YEAR TO DATE	%	CURRENT MONTH	%	YEAR TO DATE	%			
<b>EXPENDITURES</b>										
<b>TOTAL EXPENDITURES</b>	0.00	0.00	0	0.00	0	0.00	0	0.00	0.00	0.00
<b>NET CHANGE IN FUND BALANCE</b>	0.00	0.00		0.00		0.00		0.00	0.00	0.00





FUND DEPT 2658-140 : JAIL COMMISSARY - CORRECTIONAL CENTER

12/14/2022 1:20:48 PM

PERIOD ENDING 11/30/2022

	ACTUAL LAST YEAR			ACTUAL THIS YEAR				ENCUMBRANCE	BUDGET	UNENCUMBERED BALANCE
	CURRENT MONTH	YEAR TO DATE	%	CURRENT MONTH	%	YEAR TO DATE	%			
<b>REVENUES</b>										
4008 INVESTMENT EARNINGS	29.11	163.32	3	1,579.05	158	6,470.43	647	0.00	1,000.00	-5,470.43
4009 MISCELLANEOUS REVENUES	12,697.55	109,972.04	181	10,444.61	10	118,363.44	117	0.00	100,800.00	-17,563.44
<b>TOTAL REVENUES</b>	<b>12,726.66</b>	<b>110,135.36</b>	<b>165</b>	<b>12,023.66</b>	<b>12</b>	<b>124,833.87</b>	<b>123</b>	<b>0.00</b>	<b>101,800.00</b>	<b>-23,033.87</b>
<b>EXPENDITURES</b>										
5010 COMMODITIES	0.00	4,724.36	10	0.00	0	1,218.65	3	0.00	47,000.00	45,781.35
5020 SERVICES	2,367.99	20,495.23	11	1,775.48	1	25,346.06	12	0.00	208,000.00	182,653.94
8000 CAPITAL OUTLAY	0.00	2,780.00	4	0.00	0	0.00	0	0.00	45,000.00	45,000.00
<b>TOTAL EXPENDITURES</b>	<b>2,367.99</b>	<b>27,999.59</b>	<b>9</b>	<b>1,775.48</b>	<b>1</b>	<b>26,564.71</b>	<b>9</b>	<b>0.00</b>	<b>300,000.00</b>	<b>273,435.29</b>
<b>NET CHANGE IN FUND BALANCE</b>	<b>-10,358.67</b>	<b>-82,135.77</b>		<b>-10,248.18</b>		<b>-98,269.16</b>		<b>0.00</b>	<b>198,200.00</b>	<b>296,469.16</b>



**FUND DEPT 2659-140 : COUNTY JAIL MEDICAL COSTS - CORRECTIONAL CENTER**

12/14/2022 1:20:48 PM

**PERIOD ENDING 11/30/2022**

	ACTUAL LAST YEAR			ACTUAL THIS YEAR				ENCUMBRANCE	BUDGET	UNENCUMBERED BALANCE
	CURRENT MONTH	YEAR TO DATE	%	CURRENT MONTH	%	YEAR TO DATE	%			
<b>REVENUES</b>										
4007 CHARGES FOR SERVICES	432.00	10,377.37	43	832.58	3	5,663.29	24	0.00	24,000.00	18,336.71
4008 INVESTMENT EARNINGS	0.52	3.24	3	21.72	22	74.25	74	0.00	100.00	25.75
<b>TOTAL REVENUES</b>	<b>432.52</b>	<b>10,380.61</b>	<b>43</b>	<b>854.30</b>	<b>4</b>	<b>5,737.54</b>	<b>24</b>	<b>0.00</b>	<b>24,100.00</b>	<b>18,362.46</b>
<b>OTHER FINANCING SOURCES (USES)</b>										
7001 OTHER FINANCING USES	0.00	0.00	0	0.00	0	0.00	0	0.00	-24,100.00	-24,100.00
<b>TOTAL OTHER FINANCING SOURCES (USES)</b>	<b>0.00</b>	<b>0.00</b>		<b>0.00</b>		<b>0.00</b>		<b>0.00</b>	<b>-24,100.00</b>	<b>-24,100.00</b>
<b>NET CHANGE IN FUND BALANCE</b>	<b>-432.52</b>	<b>-10,380.61</b>		<b>-854.30</b>		<b>-5,737.54</b>		<b>0.00</b>	<b>0.00</b>	<b>5,737.54</b>



FUND DEPT 2670-022 : COUNTY CLK AUTOMATION FND - COUNTY CLERK

12/14/2022 1:20:48 PM

PERIOD ENDING 11/30/2022

	ACTUAL LAST YEAR			ACTUAL THIS YEAR				ENCUMBRANCE	BUDGET	UNENCUMBERED BALANCE
	CURRENT MONTH	YEAR TO DATE	%	CURRENT MONTH	%	YEAR TO DATE	%			
<b>REVENUES</b>										
4007 CHARGES FOR SERVICES	1,378.00	14,876.00	74	1,618.00	6	15,652.00	63	0.00	25,000.00	9,348.00
4008 INVESTMENT EARNINGS	1.42	7.93	4	90.06	45	356.18	178	0.00	200.00	-156.18
4009 MISCELLANEOUS REVENUES	401.40	4,507.50	113	-3,083.25	-77	13,086.90	327	0.00	4,000.00	-9,086.90
<b>TOTAL REVENUES</b>	<b>1,780.82</b>	<b>19,391.43</b>	<b>80</b>	<b>-1,375.19</b>	<b>-5</b>	<b>29,095.08</b>	<b>100</b>	<b>0.00</b>	<b>29,200.00</b>	<b>104.92</b>
<b>EXPENDITURES</b>										
5010 COMMODITIES	356.70	4,076.90	25	0.00	0	12,034.45	95	0.00	12,700.00	665.55
5020 SERVICES	0.00	11,431.21	100	0.00	0	11,675.62	71	0.00	16,500.00	4,824.38
<b>TOTAL EXPENDITURES</b>	<b>356.70</b>	<b>15,508.11</b>	<b>56</b>	<b>0.00</b>	<b>0</b>	<b>23,710.07</b>	<b>81</b>	<b>0.00</b>	<b>29,200.00</b>	<b>5,489.93</b>
<b>NET CHANGE IN FUND BALANCE</b>	<b>-1,424.12</b>	<b>-3,883.32</b>		<b>1,375.19</b>		<b>-5,385.01</b>		<b>0.00</b>	<b>0.00</b>	<b>5,385.01</b>



FUND DEPT 2671-030 : COURT DOCUMENT STORAGE FD - CIRCUIT CLERK

12/14/2022 1:20:48 PM

PERIOD ENDING 11/30/2022

	ACTUAL LAST YEAR			ACTUAL THIS YEAR				ENCUMBRANCE	BUDGET	UNENCUMBERED BALANCE
	CURRENT MONTH	YEAR TO DATE	%	CURRENT MONTH	%	YEAR TO DATE	%			
<b>REVENUES</b>										
4007 CHARGES FOR SERVICES	15,086.17	175,666.76	59	16,555.32	7	181,267.98	81	0.00	222,634.00	41,366.02
4008 INVESTMENT EARNINGS	4.50	24.85	0	247.92	0	607.16	0	0.00	0.00	-607.16
<b>TOTAL REVENUES</b>	<b>15,090.67</b>	<b>175,691.61</b>	<b>59</b>	<b>16,803.24</b>	<b>8</b>	<b>181,875.14</b>	<b>82</b>	<b>0.00</b>	<b>222,634.00</b>	<b>40,758.86</b>
<b>EXPENDITURES</b>										
5001 SALARIES AND WAGES	9,659.40	95,037.77	83	4,992.93	6	70,956.00	83	0.00	85,064.00	14,108.00
5003 FRINGE BENEFITS	2,576.39	37,633.88	72	999.00	3	15,720.18	45	0.00	35,198.00	19,477.82
5010 COMMODITIES	1,113.09	31,309.01	50	428.77	1	23,472.83	56	0.00	41,700.00	18,227.17
5020 SERVICES	7,993.17	54,015.16	68	344.46	1	23,020.73	42	0.00	54,305.00	31,284.27
8000 CAPITAL OUTLAY	0.00	5,640.00	100	0.00	0	0.00	0	0.00	5,640.00	5,640.00
<b>TOTAL EXPENDITURES</b>	<b>21,342.05</b>	<b>223,635.82</b>	<b>71</b>	<b>6,765.16</b>	<b>3</b>	<b>133,169.74</b>	<b>60</b>	<b>0.00</b>	<b>221,907.00</b>	<b>88,737.26</b>
<b>OTHER FINANCING SOURCES (USES)</b>										
<b>TOTAL OTHER FINANCING SOURCES (USES)</b>	<b>0.00</b>	<b>0.00</b>		<b>0.00</b>		<b>0.00</b>		<b>0.00</b>	<b>0.00</b>	<b>0.00</b>
<b>NET CHANGE IN FUND BALANCE</b>	<b>6,251.38</b>	<b>47,944.21</b>		<b>-10,038.08</b>		<b>-48,705.40</b>		<b>0.00</b>	<b>-727.00</b>	<b>47,978.40</b>



**FUND DEPT 2675-041 : VICTIM ADVOCACY GRT-ICJIA - STATES ATTORNEY**

12/14/2022 1:20:48 PM

**PERIOD ENDING 11/30/2022**

	ACTUAL LAST YEAR			ACTUAL THIS YEAR				ENCUMBRANCE	BUDGET	UNENCUMBERED BALANCE
	CURRENT MONTH	YEAR TO DATE	%	CURRENT MONTH	%	YEAR TO DATE	%			
<b>REVENUES</b>										
<b>TOTAL REVENUES</b>	0.00	0.00	0	0.00	0	0.00	0	0.00	0.00	0.00
<b>EXPENDITURES</b>										
<b>TOTAL EXPENDITURES</b>	0.00	0.00	0	0.00	0	0.00	0	0.00	0.00	0.00
<b>OTHER FINANCING SOURCES (USES)</b>										
<b>TOTAL OTHER FINANCING SOURCES (USES)</b>	0.00	0.00		0.00		0.00		0.00	0.00	0.00
<b>NET CHANGE IN FUND BALANCE</b>	0.00	0.00		0.00		0.00		0.00	0.00	0.00



**FUND DEPT 2676-011 : SOLID WASTE MANAGEMENT - SOLID WASTE MGMT**

12/14/2022 1:20:48 PM

**PERIOD ENDING 11/30/2022**

	ACTUAL LAST YEAR			ACTUAL THIS YEAR				ENCUMBRANCE	BUDGET	UNENCUMBERED BALANCE
	CURRENT MONTH	YEAR TO DATE	%	CURRENT MONTH	%	YEAR TO DATE	%			
<b>REVENUES</b>										
4004 INTERGOVERNMENTAL REVENUE	0.00	24,112.94	104	8,734.29	35	19,478.40	77	0.00	25,200.00	5,721.60
4006 LICENSES AND PERMITS	0.00	4,340.00	87	0.00	0	4,515.00	103	0.00	4,375.00	-140.00
4008 INVESTMENT EARNINGS	1.50	8.52	9	22.94	92	125.17	501	0.00	25.00	-100.17
4009 MISCELLANEOUS REVENUES	0.00	1,881.00	35	0.00	0	5,110.00	102	0.00	5,000.00	-110.00
<b>TOTAL REVENUES</b>	<b>1.50</b>	<b>30,342.46</b>	<b>90</b>	<b>8,757.23</b>	<b>25</b>	<b>29,228.57</b>	<b>84</b>	<b>0.00</b>	<b>34,600.00</b>	<b>5,371.43</b>
<b>EXPENDITURES</b>										
5010 COMMODITIES	0.00	1,135.61	96	0.00	0	417.98	52	0.00	800.00	382.02
5020 SERVICES	0.00	37,540.04	99	0.00	0	32,926.73	84	0.00	39,000.00	6,073.27
<b>TOTAL EXPENDITURES</b>	<b>0.00</b>	<b>38,675.65</b>	<b>99</b>	<b>0.00</b>	<b>0</b>	<b>33,344.71</b>	<b>84</b>	<b>0.00</b>	<b>39,800.00</b>	<b>6,455.29</b>
<b>NET CHANGE IN FUND BALANCE</b>	<b>-1.50</b>	<b>8,333.19</b>		<b>-8,757.23</b>		<b>4,116.14</b>		<b>0.00</b>	<b>5,200.00</b>	<b>1,083.86</b>



FUND DEPT 2679-179 : CHILD ADVOCACY CENTER - CHILD ADVOCACY CENTER

12/14/2022 1:20:48 PM

PERIOD ENDING 11/30/2022

	ACTUAL LAST YEAR			ACTUAL THIS YEAR				ENCUMBRANCE	BUDGET	UNENCUMBERED BALANCE
	CURRENT MONTH	YEAR TO DATE	%	CURRENT MONTH	%	YEAR TO DATE	%			
<b>REVENUES</b>										
4004 INTERGOVERNMENTAL REVENUE	6,109.75	244,299.68	70	16,593.06	4	282,697.11	71	0.00	400,287.00	117,589.89
4008 INVESTMENT EARNINGS	0.29	1.66	2	0.00	0	0.47	0	0.00	100.00	99.53
4009 MISCELLANEOUS REVENUES	280.00	2,742.15	20	1,000.00	15	6,945.89	107	0.00	6,500.00	-445.89
<b>TOTAL REVENUES</b>	<b>6,390.04</b>	<b>247,043.49</b>	<b>68</b>	<b>17,593.06</b>	<b>4</b>	<b>289,643.47</b>	<b>71</b>	<b>0.00</b>	<b>406,887.00</b>	<b>117,243.53</b>
<b>EXPENDITURES</b>										
5001 SALARIES AND WAGES	18,674.97	146,004.60	85	13,173.41	7	163,354.28	87	0.00	187,142.00	23,787.72
5003 FRINGE BENEFITS	3,424.42	45,440.96	77	4,229.38	7	46,835.45	81	0.00	58,179.00	11,343.55
5010 COMMODITIES	116.60	11,172.54	51	402.65	2	17,207.50	83	0.00	20,677.26	3,469.76
5020 SERVICES	5,094.53	84,481.86	80	16,213.59	10	137,114.56	86	0.00	159,237.74	22,123.18
<b>TOTAL EXPENDITURES</b>	<b>27,310.52</b>	<b>287,099.96</b>	<b>80</b>	<b>34,019.03</b>	<b>8</b>	<b>364,511.79</b>	<b>86</b>	<b>0.00</b>	<b>425,236.00</b>	<b>60,724.21</b>
<b>NET CHANGE IN FUND BALANCE</b>	<b>20,920.48</b>	<b>40,056.47</b>		<b>16,425.97</b>		<b>74,868.32</b>		<b>0.00</b>	<b>18,349.00</b>	<b>-56,519.32</b>



FUND DEPT 2685-031 : SPECIALTY COURTS FUND - CIRCUIT COURT

12/14/2022 1:20:48 PM

PERIOD ENDING 11/30/2022

	ACTUAL LAST YEAR			ACTUAL THIS YEAR				ENCUMBRANCE	BUDGET	UNENCUMBERED BALANCE
	CURRENT MONTH	YEAR TO DATE	%	CURRENT MONTH	%	YEAR TO DATE	%			
<b>REVENUES</b>										
4004 INTERGOVERNMENTAL REVENUE	0.00	48,890.64	107	11,834.20	25	36,416.20	76	0.00	47,682.00	11,265.80
4007 CHARGES FOR SERVICES	1,226.15	16,458.83	103	1,215.00	4	11,749.89	43	0.00	27,600.00	15,850.11
4008 INVESTMENT EARNINGS	6.92	38.97	19	327.14	327	1,290.23	1290	0.00	100.00	-1,190.23
4009 MISCELLANEOUS REVENUES	0.00	25.00	0	0.00	0	0.00	0	0.00	0.00	0.00
<b>TOTAL REVENUES</b>	<b>1,233.07</b>	<b>65,413.44</b>	<b>106</b>	<b>13,376.34</b>	<b>18</b>	<b>49,456.32</b>	<b>66</b>	<b>0.00</b>	<b>75,382.00</b>	<b>25,925.68</b>
<b>EXPENDITURES</b>										
5001 SALARIES AND WAGES	5,341.50	41,030.58	88	3,600.00	8	32,755.36	69	0.00	47,682.00	14,926.64
5003 FRINGE BENEFITS	492.25	9,968.27	55	700.22	4	7,691.32	42	0.00	18,174.00	10,482.68
5020 SERVICES	910.26	3,786.43	28	537.93	4	7,573.44	60	0.00	12,600.00	5,026.56
<b>TOTAL EXPENDITURES</b>	<b>6,744.01</b>	<b>54,785.28</b>	<b>70</b>	<b>4,838.15</b>	<b>6</b>	<b>48,020.12</b>	<b>61</b>	<b>0.00</b>	<b>78,456.00</b>	<b>30,435.88</b>
<b>OTHER FINANCING SOURCES (USES)</b>										
<b>TOTAL OTHER FINANCING SOURCES (USES)</b>	<b>0.00</b>	<b>0.00</b>		<b>0.00</b>		<b>0.00</b>		<b>0.00</b>	<b>0.00</b>	<b>0.00</b>
<b>NET CHANGE IN FUND BALANCE</b>	<b>5,510.94</b>	<b>-10,628.16</b>		<b>-8,538.19</b>		<b>-1,436.20</b>		<b>0.00</b>	<b>3,074.00</b>	<b>4,510.20</b>





**FUND DEPT 2685-140 : SPECIALTY COURTS FUND - CORRECTIONAL CENTER**

12/14/2022 1:20:48 PM

**PERIOD ENDING 11/30/2022**

	ACTUAL LAST YEAR			ACTUAL THIS YEAR				ENCUMBRANCE	BUDGET	UNENCUMBERED BALANCE
	CURRENT MONTH	YEAR TO DATE	%	CURRENT MONTH	%	YEAR TO DATE	%			
<b>REVENUES</b>										
<b>TOTAL REVENUES</b>	0.00	0.00	0	0.00	0	0.00	0	0.00	0.00	0.00
<b>NET CHANGE IN FUND BALANCE</b>	0.00	0.00		0.00		0.00		0.00	0.00	0.00



FUND DEPT 2840-016 : ARPA - ADMINISTRATIVE SERVICES

12/14/2022 1:20:48 PM

PERIOD ENDING 11/30/2022

	ACTUAL LAST YEAR			ACTUAL THIS YEAR				ENCUMBRANCE	BUDGET	UNENCUMBERED BALANCE
	CURRENT MONTH	YEAR TO DATE	%	CURRENT MONTH	%	YEAR TO DATE	%			
<b>REVENUES</b>										
4004 INTERGOVERNMENTAL REVENUE	0.00	20,364,815.00	100	0.00	0	20,364,815.00	100	0.00	20,364,815.00	0.00
4008 INVESTMENT EARNINGS	0.00	0.00	0	1,486.16	1	64,724.06	51	0.00	128,000.00	63,275.94
<b>TOTAL REVENUES</b>	<b>0.00</b>	<b>20,364,815.00</b>	<b>100</b>	<b>1,486.16</b>	<b>0</b>	<b>20,429,539.06</b>	<b>100</b>	<b>0.00</b>	<b>20,492,815.00</b>	<b>63,275.94</b>
<b>EXPENDITURES</b>										
5001 SALARIES AND WAGES	0.00	0.00	0	0.00	0	21,072.75	98	0.00	21,475.00	402.25
5003 FRINGE BENEFITS	0.00	0.00	0	0.00	0	2,458.35	90	0.00	2,745.00	286.65
<b>TOTAL EXPENDITURES</b>	<b>0.00</b>	<b>0.00</b>	<b>0</b>	<b>0.00</b>	<b>0</b>	<b>23,531.10</b>	<b>97</b>	<b>0.00</b>	<b>24,220.00</b>	<b>688.90</b>
<b>OTHER FINANCING SOURCES (USES)</b>										
7001 OTHER FINANCING USES	-6,430.50	-785,610.00	96	-7,914.12	1	-71,097.02	5	0.00	-1,553,803.00	-1,482,705.98
<b>TOTAL OTHER FINANCING SOURCES (USES)</b>	<b>-6,430.50</b>	<b>-785,610.00</b>		<b>-7,914.12</b>		<b>-71,097.02</b>		<b>0.00</b>	<b>-1,553,803.00</b>	<b>-1,482,705.98</b>
<b>NET CHANGE IN FUND BALANCE</b>	<b>6,430.50</b>	<b>-19,579,205.00</b>		<b>6,427.96</b>		<b>-20,334,910.94</b>		<b>0.00</b>	<b>-18,914,792.00</b>	<b>1,420,118.94</b>



**FUND DEPT 2840-043 : ARPA - EMERGENCY MGMT AGCY (EMA)**

12/14/2022 1:20:48 PM

**PERIOD ENDING 11/30/2022**

	ACTUAL LAST YEAR			ACTUAL THIS YEAR				ENCUMBRANCE	BUDGET	UNENCUMBERED BALANCE
	CURRENT MONTH	YEAR TO DATE	%	CURRENT MONTH	%	YEAR TO DATE	%			
<b>REVENUES</b>										
4008 INVESTMENT EARNINGS	3,403.96	5,914.73	0	0.00	0	0.00	0	0.00	0.00	0.00
<b>TOTAL REVENUES</b>	<b>3,403.96</b>	<b>5,914.73</b>	<b>6</b>	<b>0.00</b>	<b>0</b>	<b>0.00</b>	<b>0</b>	<b>0.00</b>	<b>0.00</b>	<b>0.00</b>
<b>EXPENDITURES</b>										
<b>TOTAL EXPENDITURES</b>	<b>0.00</b>	<b>0.00</b>	<b>0</b>	<b>0.00</b>	<b>0</b>	<b>0.00</b>	<b>0</b>	<b>0.00</b>	<b>0.00</b>	<b>0.00</b>
<b>NET CHANGE IN FUND BALANCE</b>	<b>-3,403.96</b>	<b>-5,914.73</b>		<b>0.00</b>		<b>0.00</b>		<b>0.00</b>	<b>0.00</b>	<b>0.00</b>



FUND DEPT 2840-075 : ARPA - GENERAL COUNTY

12/14/2022 1:20:48 PM

PERIOD ENDING 11/30/2022

	ACTUAL LAST YEAR			ACTUAL THIS YEAR				ENCUMBRANCE	BUDGET	UNENCUMBERED BALANCE
	CURRENT MONTH	YEAR TO DATE	%	CURRENT MONTH	%	YEAR TO DATE	%			
<b>EXPENDITURES</b>										
5001 SALARIES AND WAGES	0.00	0.00	0	0.00	0	593,388.00	100	0.00	593,400.00	12.00
5002 LAW ENFORCEMENT SALARIES	0.00	0.00	0	0.00	0	0.00	0	0.00	9,250.00	9,250.00
5003 FRINGE BENEFITS	0.00	0.00	0	0.00	0	165,410.70	100	0.00	165,643.00	232.30
5010 COMMODITIES	0.00	0.00	0	6,543.52	3	200,260.07	94	0.00	212,950.00	12,689.93
5020 SERVICES	0.00	0.00	0	843,961.90	9	2,198,568.66	24	0.00	9,140,000.00	6,941,431.34
8000 CAPITAL OUTLAY	0.00	0.00	0	0.00	0	2,541,542.61	32	0.00	7,845,251.00	5,303,708.39
<b>TOTAL EXPENDITURES</b>	<b>0.00</b>	<b>0.00</b>	<b>0</b>	<b>850,505.42</b>	<b>5</b>	<b>5,699,170.04</b>	<b>32</b>	<b>0.00</b>	<b>17,966,494.00</b>	<b>12,267,323.96</b>
<b>NET CHANGE IN FUND BALANCE</b>	<b>0.00</b>	<b>0.00</b>		<b>850,505.42</b>		<b>5,699,170.04</b>		<b>0.00</b>	<b>17,966,494.00</b>	<b>12,267,323.96</b>



FUND DEPT 3105-010 : CAPITAL ASSET REPLCMT FND - COUNTY BOARD

12/14/2022 1:20:48 PM

PERIOD ENDING 11/30/2022

	ACTUAL LAST YEAR			ACTUAL THIS YEAR				ENCUMBRANCE	BUDGET	UNENCUMBERED BALANCE
	CURRENT MONTH	YEAR TO DATE	%	CURRENT MONTH	%	YEAR TO DATE	%			
<b>REVENUES</b>										
4008 INVESTMENT EARNINGS	403.30	2,453.03	61	0.00	0	41,924.69	104.8	0.00	4,000.00	-37,924.69
<b>TOTAL REVENUES</b>	<b>403.30</b>	<b>2,453.03</b>	<b>61</b>	<b>0.00</b>	<b>0</b>	<b>41,924.69</b>	<b>104.8</b>	<b>0.00</b>	<b>4,000.00</b>	<b>-37,924.69</b>
<b>EXPENDITURES</b>										
5010 COMMODITIES	0.00	0.00	0	0.00	0	0.00	0	0.00	2,000.00	2,000.00
5020 SERVICES	0.00	0.00	0	986,084.84	26	3,090,203.13	82	0.00	3,750,000.00	659,796.87
<b>TOTAL EXPENDITURES</b>	<b>0.00</b>	<b>0.00</b>	<b>0</b>	<b>986,084.84</b>	<b>26</b>	<b>3,090,203.13</b>	<b>82</b>	<b>0.00</b>	<b>3,752,000.00</b>	<b>661,796.87</b>
<b>OTHER FINANCING SOURCES (USES)</b>										
6001 OTHER FINANCING SOURCES	0.00	0.00	0	0.00	0	0.00	0	0.00	3,750,000.00	3,750,000.00
<b>TOTAL OTHER FINANCING SOURCES (USES)</b>	<b>0.00</b>	<b>0.00</b>		<b>0.00</b>		<b>0.00</b>		<b>0.00</b>	<b>3,750,000.00</b>	<b>3,750,000.00</b>
<b>NET CHANGE IN FUND BALANCE</b>	<b>-403.30</b>	<b>-2,453.03</b>		<b>986,084.84</b>		<b>3,048,278.44</b>		<b>0.00</b>	<b>-2,000.00</b>	<b>-3,050,278.44</b>



FUND DEPT 3105-016 : CAPITAL ASSET REPLCMT FND - ADMINISTRATIVE SERVICES

12/14/2022 1:20:48 PM

PERIOD ENDING 11/30/2022

	ACTUAL LAST YEAR			ACTUAL THIS YEAR				ENCUMBRANCE	BUDGET	UNENCUMBERED BALANCE
	CURRENT MONTH	YEAR TO DATE	%	CURRENT MONTH	%	YEAR TO DATE	%			
<b>REVENUES</b>										
<b>TOTAL REVENUES</b>	<b>0.00</b>	<b>0.00</b>	<b>0</b>	<b>0.00</b>	<b>0</b>	<b>0.00</b>	<b>0</b>	<b>0.00</b>	<b>0.00</b>	<b>0.00</b>
<b>EXPENDITURES</b>										
5010 COMMODITIES	0.00	5,740.00	63	0.00	0	780.00	9	0.00	8,843.00	8,063.00
5020 SERVICES	0.00	0.00	0	0.00	0	4,999.00	100	0.00	4,999.00	0.00
8000 CAPITAL OUTLAY	0.00	0.00	0	0.00	0	0.00	0	0.00	15,442.00	15,442.00
<b>TOTAL EXPENDITURES</b>	<b>0.00</b>	<b>5,740.00</b>	<b>18</b>	<b>0.00</b>	<b>0</b>	<b>5,779.00</b>	<b>20</b>	<b>0.00</b>	<b>29,284.00</b>	<b>23,505.00</b>
<b>OTHER FINANCING SOURCES (USES)</b>										
6001 OTHER FINANCING SOURCES	0.00	0.00	0	0.00	0	0.00	0	0.00	5,486.00	5,486.00
<b>TOTAL OTHER FINANCING SOURCES (USES)</b>	<b>0.00</b>	<b>0.00</b>		<b>0.00</b>		<b>0.00</b>		<b>0.00</b>	<b>5,486.00</b>	<b>5,486.00</b>
<b>NET CHANGE IN FUND BALANCE</b>	<b>0.00</b>	<b>5,740.00</b>		<b>0.00</b>		<b>5,779.00</b>		<b>0.00</b>	<b>23,798.00</b>	<b>18,019.00</b>



FUND DEPT 3105-020 : CAPITAL ASSET REPLCMT FND - AUDITOR

12/14/2022 1:20:48 PM

PERIOD ENDING 11/30/2022

	ACTUAL LAST YEAR			ACTUAL THIS YEAR				ENCUMBRANCE	BUDGET	UNENCUMBERED BALANCE
	CURRENT MONTH	YEAR TO DATE	%	CURRENT MONTH	%	YEAR TO DATE	%			
<b>EXPENDITURES</b>										
5010 COMMODITIES	0.00	1,561.00	20	0.00	0	0.00	0	0.00	0.00	0.00
<b>TOTAL EXPENDITURES</b>	<b>0.00</b>	<b>1,561.00</b>	<b>20</b>	<b>0.00</b>	<b>0</b>	<b>0.00</b>	<b>0</b>	<b>0.00</b>	<b>0.00</b>	<b>0.00</b>
<b>OTHER FINANCING SOURCES (USES)</b>										
6001 OTHER FINANCING SOURCES	0.00	0.00	0	0.00	0	0.00	0	0.00	3,665.00	3,665.00
<b>TOTAL OTHER FINANCING SOURCES (USES)</b>	<b>0.00</b>	<b>0.00</b>		<b>0.00</b>		<b>0.00</b>		<b>0.00</b>	<b>3,665.00</b>	<b>3,665.00</b>
<b>NET CHANGE IN FUND BALANCE</b>	<b>0.00</b>	<b>1,561.00</b>		<b>0.00</b>		<b>0.00</b>		<b>0.00</b>	<b>-3,665.00</b>	<b>-3,665.00</b>



FUND DEPT 3105-021 : CAPITAL ASSET REPLCMT FND - BOARD OF REVIEW

12/14/2022 1:20:48 PM

PERIOD ENDING 11/30/2022

	ACTUAL LAST YEAR			ACTUAL THIS YEAR				ENCUMBRANCE	BUDGET	UNENCUMBERED BALANCE
	CURRENT MONTH	YEAR TO DATE	%	CURRENT MONTH	%	YEAR TO DATE	%			
<b>EXPENDITURES</b>										
<b>TOTAL EXPENDITURES</b>	<b>0.00</b>	<b>0.00</b>	<b>0</b>	<b>0.00</b>	<b>0</b>	<b>0.00</b>	<b>0</b>	<b>0.00</b>	<b>0.00</b>	<b>0.00</b>
<b>OTHER FINANCING SOURCES (USES)</b>										
6001 OTHER FINANCING SOURCES	0.00	0.00	0	0.00	0	0.00	0	0.00	975.00	975.00
<b>TOTAL OTHER FINANCING SOURCES (USES)</b>	<b>0.00</b>	<b>0.00</b>		<b>0.00</b>		<b>0.00</b>		<b>0.00</b>	<b>975.00</b>	<b>975.00</b>
<b>NET CHANGE IN FUND BALANCE</b>	<b>0.00</b>	<b>0.00</b>		<b>0.00</b>		<b>0.00</b>		<b>0.00</b>	<b>-975.00</b>	<b>-975.00</b>





FUND DEPT 3105-022 : CAPITAL ASSET REPLCMT FND - COUNTY CLERK

12/14/2022 1:20:48 PM

PERIOD ENDING 11/30/2022

	ACTUAL LAST YEAR			ACTUAL THIS YEAR				ENCUMBRANCE	BUDGET	UNENCUMBERED BALANCE
	CURRENT MONTH	YEAR TO DATE	%	CURRENT MONTH	%	YEAR TO DATE	%			
<b>EXPENDITURES</b>										
<b>TOTAL EXPENDITURES</b>	<i>0.00</i>	<i>0.00</i>	<i>0</i>	<i>0.00</i>	<i>0</i>	<i>0.00</i>	<i>0</i>	<i>0.00</i>	<i>0.00</i>	<i>0.00</i>
<b>OTHER FINANCING SOURCES (USES)</b>										
6001 OTHER FINANCING SOURCES	0.00	0.00	0	0.00	0	0.00	0	0.00	6,250.00	6,250.00
<b>TOTAL OTHER FINANCING SOURCES (USES)</b>	<i>0.00</i>	<i>0.00</i>		<i>0.00</i>		<i>0.00</i>		<i>0.00</i>	<i>6,250.00</i>	<i>6,250.00</i>
<b>NET CHANGE IN FUND BALANCE</b>	<b>0.00</b>	<b>0.00</b>		<b>0.00</b>		<b>0.00</b>		<b>0.00</b>	<b>-6,250.00</b>	<b>-6,250.00</b>



FUND DEPT 3105-025 : CAPITAL ASSET REPLCMT FND - SUPERVISOR OF ASSESSMENT

12/14/2022 1:20:48 PM

PERIOD ENDING 11/30/2022

	ACTUAL LAST YEAR			ACTUAL THIS YEAR				ENCUMBRANCE	BUDGET	UNENCUMBERED BALANCE
	CURRENT MONTH	YEAR TO DATE	%	CURRENT MONTH	%	YEAR TO DATE	%			
<b>EXPENDITURES</b>										
5010 COMMODITIES	0.00	322.10	12	0.00	0	2,340.00	45	0.00	5,248.24	2,908.24
5020 SERVICES	0.00	3,530.80	71	0.00	0	5,325.18	90	0.00	5,901.76	576.58
<b>TOTAL EXPENDITURES</b>	<b>0.00</b>	<b>3,852.90</b>	<b>50</b>	<b>0.00</b>	<b>0</b>	<b>7,665.18</b>	<b>69</b>	<b>0.00</b>	<b>11,150.00</b>	<b>3,484.82</b>
<b>OTHER FINANCING SOURCES (USES)</b>										
6001 OTHER FINANCING SOURCES	0.00	0.00	0	0.00	0	0.00	0	0.00	10,593.00	10,593.00
<b>TOTAL OTHER FINANCING SOURCES (USES)</b>	<b>0.00</b>	<b>0.00</b>		<b>0.00</b>		<b>0.00</b>		<b>0.00</b>	<b>10,593.00</b>	<b>10,593.00</b>
<b>NET CHANGE IN FUND BALANCE</b>	<b>0.00</b>	<b>3,852.90</b>		<b>0.00</b>		<b>7,665.18</b>		<b>0.00</b>	<b>557.00</b>	<b>-7,108.18</b>




FUND DEPT 3105-026 : CAPITAL ASSET REPLCMT FND - COUNTY TREASURER

12/14/2022 1:20:48 PM

PERIOD ENDING 11/30/2022

	ACTUAL LAST YEAR			ACTUAL THIS YEAR				ENCUMBRANCE	BUDGET	UNENCUMBERED BALANCE
	CURRENT MONTH	YEAR TO DATE	%	CURRENT MONTH	%	YEAR TO DATE	%			
<b>EXPENDITURES</b>										
5010 COMMODITIES	0.00	0.00	0	0.00	0	0.00	0	0.00	11,900.00	11,900.00
<b>TOTAL EXPENDITURES</b>	<b>0.00</b>	<b>0.00</b>	<b>0</b>	<b>0.00</b>	<b>0</b>	<b>0.00</b>	<b>0</b>	<b>0.00</b>	<b>11,900.00</b>	<b>11,900.00</b>
<b>OTHER FINANCING SOURCES (USES)</b>										
6001 OTHER FINANCING SOURCES	0.00	0.00	0	0.00	0	0.00	0	0.00	11,710.00	11,710.00
<b>TOTAL OTHER FINANCING SOURCES (USES)</b>	<b>0.00</b>	<b>0.00</b>		<b>0.00</b>		<b>0.00</b>		<b>0.00</b>	<b>11,710.00</b>	<b>11,710.00</b>
<b>NET CHANGE IN FUND BALANCE</b>	<b>0.00</b>	<b>0.00</b>		<b>0.00</b>		<b>0.00</b>		<b>0.00</b>	<b>190.00</b>	<b>190.00</b>



FUND DEPT 3105-028 : CAPITAL ASSET REPLCMT FND - INFORMATION TECHNOLOGY (IT)

12/14/2022 1:20:48 PM

PERIOD ENDING 11/30/2022

	ACTUAL LAST YEAR			ACTUAL THIS YEAR				ENCUMBRANCE	BUDGET	UNENCUMBERED BALANCE
	CURRENT MONTH	YEAR TO DATE	%	CURRENT MONTH	%	YEAR TO DATE	%			
<b>EXPENDITURES</b>										
5010 COMMODITIES	0.00	8,088.37	15	0.00	0	19,333.99	69	0.00	28,189.00	8,855.01
5020 SERVICES	41,713.47	771,124.87	60	115,401.00	10	650,017.05	58	0.00	1,126,772.97	476,755.92
8000 CAPITAL OUTLAY	0.00	81,680.00	88	-81,680.00	-16	0.00	0	0.00	513,609.03	513,609.03
<b>TOTAL EXPENDITURES</b>	<b>41,713.47</b>	<b>860,893.24</b>	<b>61</b>	<b>33,721.00</b>	<b>2</b>	<b>669,351.04</b>	<b>40</b>	<b>0.00</b>	<b>1,668,571.00</b>	<b>999,219.96</b>
<b>OTHER FINANCING SOURCES (USES)</b>										
6001 OTHER FINANCING SOURCES	0.00	95,444.00	8	0.00	0	0.00	0	0.00	1,350,053.00	1,350,053.00
<b>TOTAL OTHER FINANCING SOURCES (USES)</b>	<b>0.00</b>	<b>95,444.00</b>		<b>0.00</b>		<b>0.00</b>		<b>0.00</b>	<b>1,350,053.00</b>	<b>1,350,053.00</b>
<b>NET CHANGE IN FUND BALANCE</b>	<b>41,713.47</b>	<b>765,449.24</b>		<b>33,721.00</b>		<b>669,351.04</b>		<b>0.00</b>	<b>318,518.00</b>	<b>-350,833.04</b>



**FUND DEPT 3105-036 : CAPITAL ASSET REPLCMT FND - PUBLIC DEFENDER**

12/14/2022 1:20:48 PM

**PERIOD ENDING 11/30/2022**

	ACTUAL LAST YEAR			ACTUAL THIS YEAR				ENCUMBRANCE	BUDGET	UNENCUMBERED BALANCE
	CURRENT MONTH	YEAR TO DATE	%	CURRENT MONTH	%	YEAR TO DATE	%			
<b>EXPENDITURES</b>										
5010 COMMODITIES	0.00	0.00	0	0.00	0	6,104.89	63	0.00	9,683.00	3,578.11
<b>TOTAL EXPENDITURES</b>	<b>0.00</b>	<b>0.00</b>	<b>0</b>	<b>0.00</b>	<b>0</b>	<b>6,104.89</b>	<b>63</b>	<b>0.00</b>	<b>9,683.00</b>	<b>3,578.11</b>
<b>OTHER FINANCING SOURCES (USES)</b>										
6001 OTHER FINANCING SOURCES	0.00	0.00	0	0.00	0	0.00	0	0.00	11,883.00	11,883.00
<b>TOTAL OTHER FINANCING SOURCES (USES)</b>	<b>0.00</b>	<b>0.00</b>		<b>0.00</b>		<b>0.00</b>		<b>0.00</b>	<b>11,883.00</b>	<b>11,883.00</b>
<b>NET CHANGE IN FUND BALANCE</b>	<b>0.00</b>	<b>0.00</b>		<b>0.00</b>		<b>6,104.89</b>		<b>0.00</b>	<b>-2,200.00</b>	<b>-8,304.89</b>



FUND DEPT 3105-040 : CAPITAL ASSET REPLCMT FND - SHERIFF

12/14/2022 1:20:48 PM

PERIOD ENDING 11/30/2022

	ACTUAL LAST YEAR			ACTUAL THIS YEAR				ENCUMBRANCE	BUDGET	UNENCUMBERED BALANCE
	CURRENT MONTH	YEAR TO DATE	%	CURRENT MONTH	%	YEAR TO DATE	%			
<b>EXPENDITURES</b>										
5010 COMMODITIES	0.00	0.00	0	0.00	0	196,034.58	98	0.00	199,236.00	3,201.42
5020 SERVICES	0.00	34,080.00	100	0.00	0	34,080.00	74	0.00	45,992.00	11,912.00
<b>TOTAL EXPENDITURES</b>	<b>0.00</b>	<b>34,080.00</b>	<b>15</b>	<b>0.00</b>	<b>0</b>	<b>230,114.58</b>	<b>94</b>	<b>0.00</b>	<b>245,228.00</b>	<b>15,113.42</b>
<b>OTHER FINANCING SOURCES (USES)</b>										
6001 OTHER FINANCING SOURCES	0.00	0.00	0	0.00	0	0.00	0	0.00	143,346.00	143,346.00
<b>TOTAL OTHER FINANCING SOURCES (USES)</b>	<b>0.00</b>	<b>0.00</b>		<b>0.00</b>		<b>0.00</b>		<b>0.00</b>	<b>143,346.00</b>	<b>143,346.00</b>
<b>NET CHANGE IN FUND BALANCE</b>	<b>0.00</b>	<b>34,080.00</b>		<b>0.00</b>		<b>230,114.58</b>		<b>0.00</b>	<b>101,882.00</b>	<b>-128,232.58</b>



FUND DEPT 3105-041 : CAPITAL ASSET REPLCMT FND - STATES ATTORNEY

12/14/2022 1:20:48 PM

PERIOD ENDING 11/30/2022

	ACTUAL LAST YEAR			ACTUAL THIS YEAR				ENCUMBRANCE	BUDGET	UNENCUMBERED BALANCE
	CURRENT MONTH	YEAR TO DATE	%	CURRENT MONTH	%	YEAR TO DATE	%			
<b>EXPENDITURES</b>										
5010 COMMODITIES	0.00	0.00	0	0.00	0	25,286.00	76	0.00	33,150.00	7,864.00
5020 SERVICES	0.00	0.00	0	0.00	0	0.00	0	0.00	50,000.00	50,000.00
8000 CAPITAL OUTLAY	0.00	0.00	0	0.00	0	0.00	0	0.00	3,028.00	3,028.00
<b>TOTAL EXPENDITURES</b>	<b>0.00</b>	<b>0.00</b>	<b>0</b>	<b>0.00</b>	<b>0</b>	<b>25,286.00</b>	<b>29</b>	<b>0.00</b>	<b>86,178.00</b>	<b>60,892.00</b>
<b>OTHER FINANCING SOURCES (USES)</b>										
6001 OTHER FINANCING SOURCES	0.00	0.00	0	0.00	0	0.00	0	0.00	44,848.00	44,848.00
<b>TOTAL OTHER FINANCING SOURCES (USES)</b>	<b>0.00</b>	<b>0.00</b>		<b>0.00</b>		<b>0.00</b>		<b>0.00</b>	<b>44,848.00</b>	<b>44,848.00</b>
<b>NET CHANGE IN FUND BALANCE</b>	<b>0.00</b>	<b>0.00</b>		<b>0.00</b>		<b>25,286.00</b>		<b>0.00</b>	<b>41,330.00</b>	<b>16,044.00</b>




**FUND DEPT 3105-042 : CAPITAL ASSET REPLCMT FND - CORONER**

12/14/2022 1:20:48 PM

**PERIOD ENDING 11/30/2022**

	ACTUAL LAST YEAR			ACTUAL THIS YEAR				ENCUMBRANCE	BUDGET	UNENCUMBERED BALANCE
	CURRENT MONTH	YEAR TO DATE	%	CURRENT MONTH	%	YEAR TO DATE	%			
<b>EXPENDITURES</b>										
5010 COMMODITIES	0.00	2,684.63	45	0.00	0	22,029.80	80	0.00	27,629.00	5,599.20
8000 CAPITAL OUTLAY	0.00	0.00	0	0.00	0	0.00	0	0.00	8,611.00	8,611.00
<b>TOTAL EXPENDITURES</b>	<b>0.00</b>	<b>2,684.63</b>	<b>45</b>	<b>0.00</b>	<b>0</b>	<b>22,029.80</b>	<b>61</b>	<b>0.00</b>	<b>36,240.00</b>	<b>14,210.20</b>
<b>OTHER FINANCING SOURCES (USES)</b>										
<b>TOTAL OTHER FINANCING SOURCES (USES)</b>	<b>0.00</b>	<b>0.00</b>		<b>0.00</b>		<b>0.00</b>		<b>0.00</b>	<b>0.00</b>	<b>0.00</b>
<b>NET CHANGE IN FUND BALANCE</b>	<b>0.00</b>	<b>2,684.63</b>		<b>0.00</b>		<b>22,029.80</b>		<b>0.00</b>	<b>36,240.00</b>	<b>14,210.20</b>





FUND DEPT 3105-043 : CAPITAL ASSET REPLCMT FND - EMERGENCY MGMT AGCY (EMA)

12/14/2022 1:20:48 PM

PERIOD ENDING 11/30/2022

	ACTUAL LAST YEAR			ACTUAL THIS YEAR				ENCUMBRANCE	BUDGET	UNENCUMBERED BALANCE
	CURRENT MONTH	YEAR TO DATE	%	CURRENT MONTH	%	YEAR TO DATE	%			
<b>EXPENDITURES</b>										
8000 CAPITAL OUTLAY	0.00	0.00	0	0.00	0	0.00	0	0.00	18,000.00	18,000.00
<b>TOTAL EXPENDITURES</b>	<b>0.00</b>	<b>0.00</b>	<b>0</b>	<b>0.00</b>	<b>0</b>	<b>0.00</b>	<b>0</b>	<b>0.00</b>	<b>18,000.00</b>	<b>18,000.00</b>
<b>OTHER FINANCING SOURCES (USES)</b>										
6001 OTHER FINANCING SOURCES	0.00	0.00	0	0.00	0	0.00	0	0.00	36,600.00	36,600.00
<b>TOTAL OTHER FINANCING SOURCES (USES)</b>	<b>0.00</b>	<b>0.00</b>		<b>0.00</b>		<b>0.00</b>		<b>0.00</b>	<b>36,600.00</b>	<b>36,600.00</b>
<b>NET CHANGE IN FUND BALANCE</b>	<b>0.00</b>	<b>0.00</b>		<b>0.00</b>		<b>0.00</b>		<b>0.00</b>	<b>-18,600.00</b>	<b>-18,600.00</b>



FUND DEPT 3105-051 : CAPITAL ASSET REPLCMT FND - JUVENILE DETENTION CENTER

12/14/2022 1:20:48 PM

PERIOD ENDING 11/30/2022

	ACTUAL LAST YEAR			ACTUAL THIS YEAR				ENCUMBRANCE	BUDGET	UNENCUMBERED BALANCE
	CURRENT MONTH	YEAR TO DATE	%	CURRENT MONTH	%	YEAR TO DATE	%			
<b>EXPENDITURES</b>										
5010 COMMODITIES	0.00	6,981.30	18	0.00	0	1,073.00	18	0.00	6,065.00	4,992.00
5020 SERVICES	0.00	3,995.00	100	0.00	0	6,309.25	100	0.00	6,315.00	5.75
8000 CAPITAL OUTLAY	0.00	22,568.15	100	0.00	0	0.00	0	0.00	57,256.00	57,256.00
<b>TOTAL EXPENDITURES</b>	<b>0.00</b>	<b>33,544.45</b>	<b>51</b>	<b>0.00</b>	<b>0</b>	<b>7,382.25</b>	<b>11</b>	<b>0.00</b>	<b>69,636.00</b>	<b>62,253.75</b>
<b>OTHER FINANCING SOURCES (USES)</b>										
6001 OTHER FINANCING SOURCES	0.00	10,000.00	49	0.00	0	0.00	0	0.00	70,092.00	70,092.00
<b>TOTAL OTHER FINANCING SOURCES (USES)</b>	<b>0.00</b>	<b>10,000.00</b>		<b>0.00</b>		<b>0.00</b>		<b>0.00</b>	<b>70,092.00</b>	<b>70,092.00</b>
<b>NET CHANGE IN FUND BALANCE</b>	<b>0.00</b>	<b>23,544.45</b>		<b>0.00</b>		<b>7,382.25</b>		<b>0.00</b>	<b>-456.00</b>	<b>-7,838.25</b>



FUND DEPT 3105-052 : CAPITAL ASSET REPLCMT FND - COURT SERVICES -PROBATION

12/14/2022 1:20:48 PM

PERIOD ENDING 11/30/2022

	ACTUAL LAST YEAR			ACTUAL THIS YEAR				ENCUMBRANCE	BUDGET	UNENCUMBERED BALANCE
	CURRENT MONTH	YEAR TO DATE	%	CURRENT MONTH	%	YEAR TO DATE	%			
<b>EXPENDITURES</b>										
5010 COMMODITIES	0.00	0.00	0	0.00	0	6,595.44	51	0.00	13,015.00	6,419.56
8000 CAPITAL OUTLAY	0.00	5,404.45	43	0.00	0	0.00	0	0.00	14,681.00	14,681.00
<b>TOTAL EXPENDITURES</b>	<b>0.00</b>	<b>5,404.45</b>	<b>17</b>	<b>0.00</b>	<b>0</b>	<b>6,595.44</b>	<b>24</b>	<b>0.00</b>	<b>27,696.00</b>	<b>21,100.56</b>
<b>OTHER FINANCING SOURCES (USES)</b>										
6001 OTHER FINANCING SOURCES	0.00	0.00	0	0.00	0	0.00	0	0.00	30,616.00	30,616.00
<b>TOTAL OTHER FINANCING SOURCES (USES)</b>	<b>0.00</b>	<b>0.00</b>		<b>0.00</b>		<b>0.00</b>		<b>0.00</b>	<b>30,616.00</b>	<b>30,616.00</b>
<b>NET CHANGE IN FUND BALANCE</b>	<b>0.00</b>	<b>5,404.45</b>		<b>0.00</b>		<b>6,595.44</b>		<b>0.00</b>	<b>-2,920.00</b>	<b>-9,515.44</b>



FUND DEPT 3105-059 : CAPITAL ASSET REPLCMT FND - FACILITIES PLANNING

12/14/2022 1:20:48 PM

PERIOD ENDING 11/30/2022

	ACTUAL LAST YEAR			ACTUAL THIS YEAR				ENCUMBRANCE	BUDGET	UNENCUMBERED BALANCE
	CURRENT MONTH	YEAR TO DATE	%	CURRENT MONTH	%	YEAR TO DATE	%			
<b>REVENUES</b>										
4009 MISCELLANEOUS REVENUES	0.00	351,811.60	53	0.00	0	0.00	0	0.00	0.00	0.00
<b>TOTAL REVENUES</b>	<b>0.00</b>	<b>351,811.60</b>	<b>53</b>	<b>0.00</b>	<b>0</b>	<b>0.00</b>	<b>0</b>	<b>0.00</b>	<b>0.00</b>	<b>0.00</b>
<b>EXPENDITURES</b>										
5010 COMMODITIES	0.00	0.00	0	0.00	0	19,225.00	100	0.00	19,225.00	0.00
5020 SERVICES	0.00	380,755.31	95	20,000.00	3	387,576.65	60	0.00	643,358.82	255,782.17
8000 CAPITAL OUTLAY	0.00	386,508.82	9	264,766.64	6	2,147,328.03	48	87,973.42	4,511,617.18	2,364,289.15
<b>TOTAL EXPENDITURES</b>	<b>0.00</b>	<b>767,264.13</b>	<b>16</b>	<b>284,766.64</b>	<b>6</b>	<b>2,554,129.68</b>	<b>49</b>	<b>87,973.42</b>	<b>5,174,201.00</b>	<b>2,620,071.32</b>
<b>OTHER FINANCING SOURCES (USES)</b>										
6001 OTHER FINANCING SOURCES	0.00	0.00	0	0.00	0	0.00	0	0.00	2,150,000.00	2,150,000.00
<b>TOTAL OTHER FINANCING SOURCES (USES)</b>	<b>0.00</b>	<b>0.00</b>		<b>0.00</b>		<b>0.00</b>		<b>0.00</b>	<b>2,150,000.00</b>	<b>2,150,000.00</b>
<b>NET CHANGE IN FUND BALANCE</b>	<b>0.00</b>	<b>415,452.53</b>		<b>284,766.64</b>		<b>2,554,129.68</b>		<b>87,973.42</b>	<b>3,024,201.00</b>	<b>470,071.32</b>



PERIOD ENDING 11/30/2022

	ACTUAL LAST YEAR			ACTUAL THIS YEAR				ENCUMBRANCE	BUDGET	UNENCUMBERED BALANCE
	CURRENT MONTH	YEAR TO DATE	%	CURRENT MONTH	%	YEAR TO DATE	%			
<b>EXPENDITURES</b>										
5010 COMMODITIES	0.00	0.00	0	0.00	0	0.00	0	0.00	10,550.00	10,550.00
8000 CAPITAL OUTLAY	0.00	42,655.19	35	0.00	0	38,107.00	50	0.00	76,400.00	38,293.00
<b>TOTAL EXPENDITURES</b>	<b>0.00</b>	<b>42,655.19</b>	<b>26</b>	<b>0.00</b>	<b>0</b>	<b>38,107.00</b>	<b>44</b>	<b>0.00</b>	<b>86,950.00</b>	<b>48,843.00</b>
<b>OTHER FINANCING SOURCES (USES)</b>										
6001 OTHER FINANCING SOURCES	0.00	0.00	0	0.00	0	0.00	0	0.00	187,782.00	187,782.00
<b>TOTAL OTHER FINANCING SOURCES (USES)</b>	<b>0.00</b>	<b>0.00</b>		<b>0.00</b>		<b>0.00</b>		<b>0.00</b>	<b>187,782.00</b>	<b>187,782.00</b>
<b>NET CHANGE IN FUND BALANCE</b>	<b>0.00</b>	<b>42,655.19</b>		<b>0.00</b>		<b>38,107.00</b>		<b>0.00</b>	<b>-100,832.00</b>	<b>-138,939.00</b>



**FUND DEPT 3105-077 : CAPITAL ASSET REPLCMT FND - ZONING AND ENFORCE (P&Z)**

12/14/2022 1:20:48 PM

**PERIOD ENDING 11/30/2022**

	ACTUAL LAST YEAR			ACTUAL THIS YEAR				ENCUMBRANCE	BUDGET	UNENCUMBERED BALANCE
	CURRENT MONTH	YEAR TO DATE	%	CURRENT MONTH	%	YEAR TO DATE	%			
<b>EXPENDITURES</b>										
5010 COMMODITIES	0.00	0.00	0	0.00	0	2,400.00	62	0.00	3,900.00	1,500.00
5020 SERVICES	0.00	80.00	100	0.00	0	0.00	0	0.00	25,080.00	25,080.00
<b>TOTAL EXPENDITURES</b>	<b>0.00</b>	<b>80.00</b>	<b>5</b>	<b>0.00</b>	<b>0</b>	<b>2,400.00</b>	<b>8</b>	<b>0.00</b>	<b>28,980.00</b>	<b>26,580.00</b>
<b>OTHER FINANCING SOURCES (USES)</b>										
6001 OTHER FINANCING SOURCES	0.00	0.00	0	0.00	0	0.00	0	0.00	28,323.00	28,323.00
<b>TOTAL OTHER FINANCING SOURCES (USES)</b>	<b>0.00</b>	<b>0.00</b>		<b>0.00</b>		<b>0.00</b>		<b>0.00</b>	<b>28,323.00</b>	<b>28,323.00</b>
<b>NET CHANGE IN FUND BALANCE</b>	<b>0.00</b>	<b>80.00</b>		<b>0.00</b>		<b>2,400.00</b>		<b>0.00</b>	<b>657.00</b>	<b>-1,743.00</b>



**FUND DEPT 3105-140 : CAPITAL ASSET REPLCMT FND - CORRECTIONAL CENTER**

12/14/2022 1:20:48 PM

**PERIOD ENDING 11/30/2022**

	ACTUAL LAST YEAR			ACTUAL THIS YEAR				ENCUMBRANCE	BUDGET	UNENCUMBERED BALANCE
	CURRENT MONTH	YEAR TO DATE	%	CURRENT MONTH	%	YEAR TO DATE	%			
<b>EXPENDITURES</b>										
5010 COMMODITIES	0.00	0.00	0	0.00	0	69,429.92	63	0.00	110,882.00	41,452.08
5020 SERVICES	0.00	105,314.00	65	0.00	0	165,921.70	96	0.00	172,662.00	6,740.30
8000 CAPITAL OUTLAY	0.00	0.00	0	0.00	0	0.00	0	0.00	73,000.00	73,000.00
<b>TOTAL EXPENDITURES</b>	<b>0.00</b>	<b>105,314.00</b>	<b>58</b>	<b>0.00</b>	<b>0</b>	<b>235,351.62</b>	<b>66</b>	<b>0.00</b>	<b>356,544.00</b>	<b>121,192.38</b>
<b>OTHER FINANCING SOURCES (USES)</b>										
6001 OTHER FINANCING SOURCES	0.00	0.00	0	0.00	0	0.00	0	0.00	274,761.00	274,761.00
<b>TOTAL OTHER FINANCING SOURCES (USES)</b>	<b>0.00</b>	<b>0.00</b>		<b>0.00</b>		<b>0.00</b>		<b>0.00</b>	<b>274,761.00</b>	<b>274,761.00</b>
<b>NET CHANGE IN FUND BALANCE</b>	<b>0.00</b>	<b>105,314.00</b>		<b>0.00</b>		<b>235,351.62</b>		<b>0.00</b>	<b>81,783.00</b>	<b>-153,568.62</b>



FUND DEPT 3303-010 : COURT COMPLEX CONSTR FUND - COUNTY BOARD

12/14/2022 1:20:48 PM

PERIOD ENDING 11/30/2022

	ACTUAL LAST YEAR			ACTUAL THIS YEAR				ENCUMBRANCE	BUDGET	UNENCUMBERED BALANCE
	CURRENT MONTH	YEAR TO DATE	%	CURRENT MONTH	%	YEAR TO DATE	%			
<b>REVENUES</b>										
4008 INVESTMENT EARNINGS	1.71	30.06	6	47.99	192	347.40	139 0	0.00	25.00	-322.40
<b>TOTAL REVENUES</b>	<b>1.71</b>	<b>30.06</b>	<b>6</b>	<b>47.99</b>	<b>192</b>	<b>347.40</b>	<b>139 0</b>	<b>0.00</b>	<b>25.00</b>	<b>-322.40</b>
<b>EXPENDITURES</b>										
5020 SERVICES	0.00	0.00	0	0.00	0	0.00	0	0.00	16,925.00	16,925.00
<b>TOTAL EXPENDITURES</b>	<b>0.00</b>	<b>0.00</b>	<b>0</b>	<b>0.00</b>	<b>0</b>	<b>0.00</b>	<b>0</b>	<b>0.00</b>	<b>16,925.00</b>	<b>16,925.00</b>
<b>OTHER FINANCING SOURCES (USES)</b>										
<b>TOTAL OTHER FINANCING SOURCES (USES)</b>	<b>0.00</b>	<b>0.00</b>		<b>0.00</b>		<b>0.00</b>		<b>0.00</b>	<b>0.00</b>	<b>0.00</b>
<b>NET CHANGE IN FUND BALANCE</b>	<b>-1.71</b>	<b>-30.06</b>		<b>-47.99</b>		<b>-347.40</b>		<b>0.00</b>	<b>16,900.00</b>	<b>17,247.40</b>





**FUND DEPT 4074-010 : 2003 NURS HM BOND DBT SRV - COUNTY BOARD**

12/14/2022 1:20:48 PM

**PERIOD ENDING 11/30/2022**

	ACTUAL LAST YEAR			ACTUAL THIS YEAR				ENCUMBRANCE	BUDGET	UNENCUMBERED BALANCE
	CURRENT MONTH	YEAR TO DATE	%	CURRENT MONTH	%	YEAR TO DATE	%			
<b>REVENUES</b>										
<b>TOTAL REVENUES</b>	<i>0.00</i>	<i>0.00</i>	<i>0</i>	<i>0.00</i>	<i>0</i>	<i>0.00</i>	<i>0</i>	<i>0.00</i>	<i>0.00</i>	<i>0.00</i>
<b>EXPENDITURES</b>										
<b>TOTAL EXPENDITURES</b>	<i>0.00</i>	<i>0.00</i>	<i>0</i>	<i>0.00</i>	<i>0</i>	<i>0.00</i>	<i>0</i>	<i>0.00</i>	<i>0.00</i>	<i>0.00</i>
<b>OTHER FINANCING SOURCES (USES)</b>										
<b>TOTAL OTHER FINANCING SOURCES (USES)</b>	<i>0.00</i>	<i>0.00</i>		<i>0.00</i>		<i>0.00</i>		<i>0.00</i>	<i>0.00</i>	<i>0.00</i>
<b>NET CHANGE IN FUND BALANCE</b>	<b>0.00</b>	<b>0.00</b>		<b>0.00</b>		<b>0.00</b>		<b>0.00</b>	<b>0.00</b>	<b>0.00</b>



**FUND DEPT 4350-010 : HWY FACIL BOND DEBT SERVICE - COUNTY BOARD**

12/14/2022 1:20:48 PM

**PERIOD ENDING 11/30/2022**

	ACTUAL LAST YEAR			ACTUAL THIS YEAR				ENCUMBRANCE	BUDGET	UNENCUMBERED BALANCE
	CURRENT MONTH	YEAR TO DATE	%	CURRENT MONTH	%	YEAR TO DATE	%			
<b>REVENUES</b>										
<b>TOTAL REVENUES</b>	0.00	0.00	0	0.00	0	0.00	0	0.00	0.00	0.00
<b>OTHER FINANCING SOURCES (USES)</b>										
<b>TOTAL OTHER FINANCING SOURCES (USES)</b>	0.00	0.00		0.00		0.00		0.00	0.00	0.00
<b>NET CHANGE IN FUND BALANCE</b>	0.00	0.00		0.00		0.00		0.00	0.00	0.00



**FUND DEPT 5081-075 : NURSING HOME - GENERAL COUNTY**

12/14/2022 1:20:48 PM

**PERIOD ENDING 11/30/2022**

	ACTUAL LAST YEAR			ACTUAL THIS YEAR				ENCUMBRANCE	BUDGET	UNENCUMBERED BALANCE
	CURRENT MONTH	YEAR TO DATE	%	CURRENT MONTH	%	YEAR TO DATE	%			
<b>OTHER FINANCING SOURCES (USES)</b>										
<b>TOTAL OTHER FINANCING SOURCES (USES)</b>	<i>0.00</i>	<i>0.00</i>		<i>0.00</i>		<i>0.00</i>		<i>0.00</i>	<i>0.00</i>	<i>0.00</i>
<b>NET CHANGE IN FUND BALANCE</b>	<b>0.00</b>	<b>0.00</b>		<b>0.00</b>		<b>0.00</b>		<b>0.00</b>	<b>0.00</b>	<b>0.00</b>



**FUND DEPT 5081-120 : NURSING HOME - EMPLOYEE GROUP INSURANCE**

12/14/2022 1:20:48 PM

**PERIOD ENDING 11/30/2022**

	ACTUAL LAST YEAR			ACTUAL THIS YEAR				ENCUMBRANCE	BUDGET	UNENCUMBERED BALANCE
	CURRENT MONTH	YEAR TO DATE	%	CURRENT MONTH	%	YEAR TO DATE	%			
<b>OTHER FINANCING SOURCES (USES)</b>										
<b>TOTAL OTHER FINANCING SOURCES (USES)</b>	<i>0.00</i>	<i>0.00</i>		<i>0.00</i>		<i>0.00</i>		<i>0.00</i>	<i>0.00</i>	<i>0.00</i>
<b>NET CHANGE IN FUND BALANCE</b>	<b>0.00</b>	<b>0.00</b>		<b>0.00</b>		<b>0.00</b>		<b>0.00</b>	<b>0.00</b>	<b>0.00</b>



FUND DEPT 5081-405 : NURSING HOME - NURSING HOME TRANSITION

12/14/2022 1:20:48 PM

PERIOD ENDING 11/30/2022

	ACTUAL LAST YEAR			ACTUAL THIS YEAR				ENCUMBRANCE	BUDGET	UNENCUMBERED BALANCE
	CURRENT MONTH	YEAR TO DATE	%	CURRENT MONTH	%	YEAR TO DATE	%			
<b>REVENUES</b>										
4009 MISCELLANEOUS REVENUES	0.00	115,890.00	105	0.00	0	111,265.38	101	0.00	110,000.00	-1,265.38
<b>TOTAL REVENUES</b>	<b>0.00</b>	<b>115,890.00</b>	<b>105</b>	<b>0.00</b>	<b>0</b>	<b>111,265.38</b>	<b>101</b>	<b>0.00</b>	<b>110,000.00</b>	<b>-1,265.38</b>
<b>EXPENDITURES</b>										
<b>TOTAL EXPENDITURES</b>	<b>0.00</b>	<b>0.00</b>	<b>0</b>	<b>0.00</b>	<b>0</b>	<b>0.00</b>	<b>0</b>	<b>0.00</b>	<b>0.00</b>	<b>0.00</b>
<b>OTHER FINANCING SOURCES (USES)</b>										
6001 OTHER FINANCING SOURCES	0.00	1,000,000.00	100	0.00	0	0.00	0	0.00	0.00	0.00
7001 OTHER FINANCING USES	-414,976.15	-414,976.15	39	0.00	0	0.00	0	0.00	0.00	0.00
<b>TOTAL OTHER FINANCING SOURCES (USES)</b>	<b>-414,976.15</b>	<b>585,023.85</b>		<b>0.00</b>		<b>0.00</b>		<b>0.00</b>	<b>0.00</b>	<b>0.00</b>
<b>NET CHANGE IN FUND BALANCE</b>	<b>414,976.15</b>	<b>-700,913.85</b>		<b>0.00</b>		<b>-111,265.38</b>		<b>0.00</b>	<b>-110,000.00</b>	<b>1,265.38</b>



FUND DEPT 5081-410 : NURSING HOME - ADMINISTRATIVE

12/14/2022 1:20:48 PM

PERIOD ENDING 11/30/2022

	ACTUAL LAST YEAR			ACTUAL THIS YEAR				ENCUMBRANCE	BUDGET	UNENCUMBERED BALANCE
	CURRENT MONTH	YEAR TO DATE	%	CURRENT MONTH	%	YEAR TO DATE	%			
<b>REVENUES</b>										
4007 CHARGES FOR SERVICES	0.00	3,627.84	0	0.00	0	11,044.04	0	0.00	0.00	-11,044.04
4008 INVESTMENT EARNINGS	42.50	242.98	0	276.02	0	1,159.68	0	0.00	0.00	-1,159.68
4009 MISCELLANEOUS REVENUES	0.00	7,287.47	0	0.00	0	0.00	0	0.00	0.00	0.00
<b>TOTAL REVENUES</b>	<b>42.50</b>	<b>11,158.29</b>	<b>0</b>	<b>276.02</b>	<b>0</b>	<b>12,203.72</b>	<b>0</b>	<b>0.00</b>	<b>0.00</b>	<b>-12,203.72</b>
<b>EXPENDITURES</b>										
5020 SERVICES	0.00	27,518.44	35	0.00	0	12,207.80	49	0.00	25,000.00	12,792.20
<b>TOTAL EXPENDITURES</b>	<b>0.00</b>	<b>27,518.44</b>	<b>35</b>	<b>0.00</b>	<b>0</b>	<b>12,207.80</b>	<b>49</b>	<b>0.00</b>	<b>25,000.00</b>	<b>12,792.20</b>
<b>OTHER FINANCING SOURCES (USES)</b>										
<b>TOTAL OTHER FINANCING SOURCES (USES)</b>	<b>0.00</b>	<b>0.00</b>		<b>0.00</b>		<b>0.00</b>		<b>0.00</b>	<b>0.00</b>	<b>0.00</b>
<b>NET CHANGE IN FUND BALANCE</b>	<b>-42.50</b>	<b>16,360.15</b>		<b>-276.02</b>		<b>4.08</b>		<b>0.00</b>	<b>25,000.00</b>	<b>24,995.92</b>



**FUND DEPT 5081-415 : NURSING HOME - ENVIRONMENTAL SERVICES**

12/14/2022 1:20:48 PM

**PERIOD ENDING 11/30/2022**

	ACTUAL LAST YEAR			ACTUAL THIS YEAR				ENCUMBRANCE	BUDGET	UNENCUMBERED BALANCE
	CURRENT MONTH	YEAR TO DATE	%	CURRENT MONTH	%	YEAR TO DATE	%			
<b>EXPENDITURES</b>										
<b>TOTAL EXPENDITURES</b>	0.00	0.00	0	0.00	0	0.00	0	0.00	0.00	0.00
<b>NET CHANGE IN FUND BALANCE</b>	0.00	0.00		0.00		0.00		0.00	0.00	0.00



**FUND DEPT 5081-420 : NURSING HOME - LAUNDRY**

12/14/2022 1:20:48 PM

**PERIOD ENDING 11/30/2022**

	ACTUAL LAST YEAR			ACTUAL THIS YEAR				ENCUMBRANCE	BUDGET	UNENCUMBERED BALANCE
	CURRENT MONTH	YEAR TO DATE	%	CURRENT MONTH	%	YEAR TO DATE	%			
<b>EXPENDITURES</b>										
<b>TOTAL EXPENDITURES</b>	0.00	0.00	0	0.00	0	0.00	0	0.00	0.00	0.00
<b>NET CHANGE IN FUND BALANCE</b>	0.00	0.00		0.00		0.00		0.00	0.00	0.00





**FUND DEPT 5081-425 : NURSING HOME - MAINTENANCE**

12/14/2022 1:20:48 PM

**PERIOD ENDING 11/30/2022**

	ACTUAL LAST YEAR			ACTUAL THIS YEAR				ENCUMBRANCE	BUDGET	UNENCUMBERED BALANCE
	CURRENT MONTH	YEAR TO DATE	%	CURRENT MONTH	%	YEAR TO DATE	%			
<b>EXPENDITURES</b>										
<b>TOTAL EXPENDITURES</b>	0.00	0.00	0	0.00	0	0.00	0	0.00	0.00	0.00
<b>NET CHANGE IN FUND BALANCE</b>	0.00	0.00		0.00		0.00		0.00	0.00	0.00



**FUND DEPT 5081-430 : NURSING HOME - NURSING SERVICES**

12/14/2022 1:20:48 PM

**PERIOD ENDING 11/30/2022**

	ACTUAL LAST YEAR			ACTUAL THIS YEAR				ENCUMBRANCE	BUDGET	UNENCUMBERED BALANCE
	CURRENT MONTH	YEAR TO DATE	%	CURRENT MONTH	%	YEAR TO DATE	%			
<b>EXPENDITURES</b>										
<b>TOTAL EXPENDITURES</b>	0.00	0.00	0	0.00	0	0.00	0	0.00	0.00	0.00
<b>NET CHANGE IN FUND BALANCE</b>	0.00	0.00		0.00		0.00		0.00	0.00	0.00



**FUND DEPT 5081-440 : NURSING HOME - ACTIVITIES**

12/14/2022 1:20:48 PM

**PERIOD ENDING 11/30/2022**

	ACTUAL LAST YEAR			ACTUAL THIS YEAR				ENCUMBRANCE	BUDGET	UNENCUMBERED BALANCE
	CURRENT MONTH	YEAR TO DATE	%	CURRENT MONTH	%	YEAR TO DATE	%			
<b>EXPENDITURES</b>										
<b>TOTAL EXPENDITURES</b>	0.00	0.00	0	0.00	0	0.00	0	0.00	0.00	0.00
<b>NET CHANGE IN FUND BALANCE</b>	0.00	0.00		0.00		0.00		0.00	0.00	0.00



**FUND DEPT 5081-441 : NURSING HOME - SOCIAL SERVICES**

12/14/2022 1:20:48 PM

**PERIOD ENDING 11/30/2022**

	ACTUAL LAST YEAR			ACTUAL THIS YEAR				ENCUMBRANCE	BUDGET	UNENCUMBERED BALANCE
	CURRENT MONTH	YEAR TO DATE	%	CURRENT MONTH	%	YEAR TO DATE	%			
<b>EXPENDITURES</b>										
<b>TOTAL EXPENDITURES</b>	0.00	0.00	0	0.00	0	0.00	0	0.00	0.00	0.00
<b>NET CHANGE IN FUND BALANCE</b>	0.00	0.00		0.00		0.00		0.00	0.00	0.00



**FUND DEPT 5081-445 : NURSING HOME - PHYSICAL THERAPY**

12/14/2022 1:20:48 PM

**PERIOD ENDING 11/30/2022**

	ACTUAL LAST YEAR			ACTUAL THIS YEAR				ENCUMBRANCE	BUDGET	UNENCUMBERED BALANCE
	CURRENT MONTH	YEAR TO DATE	%	CURRENT MONTH	%	YEAR TO DATE	%			
<b>EXPENDITURES</b>										
<b>TOTAL EXPENDITURES</b>	<i>0.00</i>	<i>0.00</i>	<i>0</i>	<i>0.00</i>	<i>0</i>	<i>0.00</i>	<i>0</i>	<i>0.00</i>	<i>0.00</i>	<i>0.00</i>
<b>NET CHANGE IN FUND BALANCE</b>	<b>0.00</b>	<b>0.00</b>		<b>0.00</b>		<b>0.00</b>		<b>0.00</b>	<b>0.00</b>	<b>0.00</b>



**FUND DEPT 5081-446 : NURSING HOME - OCCUPATIONAL THERAPY**

12/14/2022 1:20:48 PM

**PERIOD ENDING 11/30/2022**

	ACTUAL LAST YEAR			ACTUAL THIS YEAR				ENCUMBRANCE	BUDGET	UNENCUMBERED BALANCE
	CURRENT MONTH	YEAR TO DATE	%	CURRENT MONTH	%	YEAR TO DATE	%			
<b>EXPENDITURES</b>										
<b>TOTAL EXPENDITURES</b>	0.00	0.00	0	0.00	0	0.00	0	0.00	0.00	0.00
<b>NET CHANGE IN FUND BALANCE</b>	0.00	0.00		0.00		0.00		0.00	0.00	0.00



**FUND DEPT 5081-447 : NURSING HOME - RESPIRATORY THERAPY**

12/14/2022 1:20:48 PM

**PERIOD ENDING 11/30/2022**

	ACTUAL LAST YEAR			ACTUAL THIS YEAR				ENCUMBRANCE	BUDGET	UNENCUMBERED BALANCE
	CURRENT MONTH	YEAR TO DATE	%	CURRENT MONTH	%	YEAR TO DATE	%			
<b>EXPENDITURES</b>										
<b>TOTAL EXPENDITURES</b>	0.00	0.00	0	0.00	0	0.00	0	0.00	0.00	0.00
<b>NET CHANGE IN FUND BALANCE</b>	0.00	0.00		0.00		0.00		0.00	0.00	0.00



**FUND DEPT 5081-448 : NURSING HOME - SPEECH THERAPY**

12/14/2022 1:20:48 PM

**PERIOD ENDING 11/30/2022**

	ACTUAL LAST YEAR			ACTUAL THIS YEAR				ENCUMBRANCE	BUDGET	UNENCUMBERED BALANCE
	CURRENT MONTH	YEAR TO DATE	%	CURRENT MONTH	%	YEAR TO DATE	%			
<b>EXPENDITURES</b>										
<b>TOTAL EXPENDITURES</b>	0.00	0.00	0	0.00	0	0.00	0	0.00	0.00	0.00
<b>NET CHANGE IN FUND BALANCE</b>	0.00	0.00		0.00		0.00		0.00	0.00	0.00





**FUND DEPT 5081-450 : NURSING HOME - DIETARY**

12/14/2022 1:20:48 PM

**PERIOD ENDING 11/30/2022**

	ACTUAL LAST YEAR			ACTUAL THIS YEAR				ENCUMBRANCE	BUDGET	UNENCUMBERED BALANCE
	CURRENT MONTH	YEAR TO DATE	%	CURRENT MONTH	%	YEAR TO DATE	%			
<b>EXPENDITURES</b>										
<b>TOTAL EXPENDITURES</b>	0.00	0.00	0	0.00	0	0.00	0	0.00	0.00	0.00
<b>NET CHANGE IN FUND BALANCE</b>	0.00	0.00		0.00		0.00		0.00	0.00	0.00



**FUND DEPT 5081-455 : NURSING HOME - BEAUTY SHOP**

12/14/2022 1:20:48 PM

**PERIOD ENDING 11/30/2022**

	ACTUAL LAST YEAR			ACTUAL THIS YEAR				ENCUMBRANCE	BUDGET	UNENCUMBERED BALANCE
	CURRENT MONTH	YEAR TO DATE	%	CURRENT MONTH	%	YEAR TO DATE	%			
<b>EXPENDITURES</b>										
<b>TOTAL EXPENDITURES</b>	0.00	0.00	0	0.00	0	0.00	0	0.00	0.00	0.00
<b>NET CHANGE IN FUND BALANCE</b>	0.00	0.00		0.00		0.00		0.00	0.00	0.00



**FUND DEPT 5081-460 : NURSING HOME - ADULT DAY CARE**

12/14/2022 1:20:48 PM

**PERIOD ENDING 11/30/2022**

	ACTUAL LAST YEAR			ACTUAL THIS YEAR				ENCUMBRANCE	BUDGET	UNENCUMBERED BALANCE
	CURRENT MONTH	YEAR TO DATE	%	CURRENT MONTH	%	YEAR TO DATE	%			
<b>EXPENDITURES</b>										
<b>TOTAL EXPENDITURES</b>	0.00	0.00	0	0.00	0	0.00	0	0.00	0.00	0.00
<b>NET CHANGE IN FUND BALANCE</b>	0.00	0.00		0.00		0.00		0.00	0.00	0.00



**FUND DEPT 5081-462 : NURSING HOME - ALZHEIMERS UNIT**

12/14/2022 1:20:48 PM

**PERIOD ENDING 11/30/2022**

	ACTUAL LAST YEAR			ACTUAL THIS YEAR				ENCUMBRANCE	BUDGET	UNENCUMBERED BALANCE
	CURRENT MONTH	YEAR TO DATE	%	CURRENT MONTH	%	YEAR TO DATE	%			
<b>EXPENDITURES</b>										
<b>TOTAL EXPENDITURES</b>	0.00	0.00	0	0.00	0	0.00	0	0.00	0.00	0.00
<b>NET CHANGE IN FUND BALANCE</b>	0.00	0.00		0.00		0.00		0.00	0.00	0.00



**FUND DEPT 6476-118 : SELF-FUNDED INSURANCE - PROPERTY/LIABILITY INSUR**

12/14/2022 1:20:48 PM

**PERIOD ENDING 11/30/2022**

	ACTUAL LAST YEAR			ACTUAL THIS YEAR				ENCUMBRANCE	BUDGET	UNENCUMBERED BALANCE
	CURRENT MONTH	YEAR TO DATE	%	CURRENT MONTH	%	YEAR TO DATE	%			
<b>REVENUES</b>										
4007 CHARGES FOR SERVICES	0.00	0.00	0	0.00	0	0.00	0	0.00	1,584,242.00	1,584,242.00
4009 MISCELLANEOUS REVENUES	0.00	8,584.00	0	0.00	0	20.00	0	0.00	0.00	-20.00
<b>TOTAL REVENUES</b>	<b>0.00</b>	<b>8,584.00</b>	<b>1</b>	<b>0.00</b>	<b>0</b>	<b>20.00</b>	<b>0</b>	<b>0.00</b>	<b>1,584,242.00</b>	<b>1,584,222.00</b>
<b>EXPENDITURES</b>										
5020 SERVICES	35,221.80	1,979,798.54	75	143,174.81	7	1,431,278.70	69	0.00	2,072,378.00	641,099.30
<b>TOTAL EXPENDITURES</b>	<b>35,221.80</b>	<b>1,979,798.54</b>	<b>75</b>	<b>143,174.81</b>	<b>7</b>	<b>1,431,278.70</b>	<b>69</b>	<b>0.00</b>	<b>2,072,378.00</b>	<b>641,099.30</b>
<b>OTHER FINANCING SOURCES (USES)</b>										
6001 OTHER FINANCING SOURCES	0.00	193,397.00	77	0.00	0	182,936.00	73	0.00	250,000.00	67,064.00
7001 OTHER FINANCING USES	0.00	0.00	0	0.00	0	0.00	0	0.00	-6,864.00	-6,864.00
<b>TOTAL OTHER FINANCING SOURCES (USES)</b>	<b>0.00</b>	<b>193,397.00</b>		<b>0.00</b>		<b>182,936.00</b>		<b>0.00</b>	<b>243,136.00</b>	<b>60,200.00</b>
<b>NET CHANGE IN FUND BALANCE</b>	<b>35,221.80</b>	<b>1,777,817.54</b>		<b>143,174.81</b>		<b>1,248,322.70</b>		<b>0.00</b>	<b>245,000.00</b>	<b>-1,003,322.70</b>



**FUND DEPT 6476-119 : SELF-FUNDED INSURANCE - WORKERS COMP INSURANCE**

12/14/2022 1:20:48 PM

**PERIOD ENDING 11/30/2022**

	ACTUAL LAST YEAR			ACTUAL THIS YEAR				ENCUMBRANCE	BUDGET	UNENCUMBERED BALANCE
	CURRENT MONTH	YEAR TO DATE	%	CURRENT MONTH	%	YEAR TO DATE	%			
<b>REVENUES</b>										
4007 CHARGES FOR SERVICES	91,907.23	1,053,388.57	111	190,769.26	20	1,026,716.82	108	0.00	953,395.00	-73,321.82
4008 INVESTMENT EARNINGS	242.98	1,315.78	13	10,758.70	672	37,815.30	236 3	0.00	1,600.00	-36,215.30
4009 MISCELLANEOUS REVENUES	0.00	0.00	0	0.00	0	295.82	0	0.00	0.00	-295.82
<b>TOTAL REVENUES</b>	<b>92,150.21</b>	<b>1,054,704.35</b>	<b>110</b>	<b>201,527.96</b>	<b>21</b>	<b>1,064,827.94</b>	<b>112</b>	<b>0.00</b>	<b>954,995.00</b>	<b>-109,832.94</b>
<b>EXPENDITURES</b>										
5003 FRINGE BENEFITS	18,520.98	514,307.87	55	116,141.98	12	767,006.12	82	0.00	939,667.00	172,660.88
5010 COMMODITIES	0.00	106.18	99	0.00	0	0.00	0	0.00	0.00	0.00
5020 SERVICES	0.00	6,875.00	100	0.00	0	0.00	0	0.00	0.00	0.00
<b>TOTAL EXPENDITURES</b>	<b>18,520.98</b>	<b>521,289.05</b>	<b>56</b>	<b>116,141.98</b>	<b>12</b>	<b>767,006.12</b>	<b>82</b>	<b>0.00</b>	<b>939,667.00</b>	<b>172,660.88</b>
<b>OTHER FINANCING SOURCES (USES)</b>										
7001 OTHER FINANCING USES	0.00	0.00	0	0.00	0	0.00	0	0.00	-13,728.00	-13,728.00
<b>TOTAL OTHER FINANCING SOURCES (USES)</b>	<b>0.00</b>	<b>0.00</b>		<b>0.00</b>		<b>0.00</b>		<b>0.00</b>	<b>-13,728.00</b>	<b>-13,728.00</b>
<b>NET CHANGE IN FUND BALANCE</b>	<b>-73,629.23</b>	<b>-533,415.30</b>		<b>-85,385.98</b>		<b>-297,821.82</b>		<b>0.00</b>	<b>-1,600.00</b>	<b>296,221.82</b>



FUND DEPT 6620-120 : HEALTH-LIFE INSURANCE - EMPLOYEE GROUP INSURANCE

12/14/2022 1:20:48 PM

PERIOD ENDING 11/30/2022

	ACTUAL LAST YEAR			ACTUAL THIS YEAR				ENCUMBRANCE	BUDGET	UNENCUMBERED BALANCE
	CURRENT MONTH	YEAR TO DATE	%	CURRENT MONTH	%	YEAR TO DATE	%			
<b>REVENUES</b>										
4007 CHARGES FOR SERVICES	540,438.18	6,106,607.40	0	516,515.00	0	5,536,029.25	0	0.00	0.00	-5,536,029.25
4008 INVESTMENT EARNINGS	2.87	14.06	0	1,538.02	0	4,729.47	0	0.00	0.00	-4,729.47
4009 MISCELLANEOUS REVENUES	30.00	32.50	0	0.00	0	48,322.17	1	0.00	7,425,950.00	7,377,627.83
<b>TOTAL REVENUES</b>	<b>540,471.05</b>	<b>6,106,653.96</b>	<b>88</b>	<b>518,053.02</b>	<b>7</b>	<b>5,589,080.89</b>	<b>75</b>	<b>0.00</b>	<b>7,425,950.00</b>	<b>1,836,869.11</b>
<b>EXPENDITURES</b>										
5003 FRINGE BENEFITS	540,541.87	6,168,678.34	89	490,282.38	7	5,453,202.06	74	0.00	7,406,250.00	1,953,047.94
5010 COMMODITIES	0.00	106.18	10	0.00	0	0.00	0	0.00	200.00	200.00
5020 SERVICES	0.00	0.00	0	0.00	0	0.00	0	0.00	19,500.00	19,500.00
<b>TOTAL EXPENDITURES</b>	<b>540,541.87</b>	<b>6,168,784.52</b>	<b>89</b>	<b>490,282.38</b>	<b>7</b>	<b>5,453,202.06</b>	<b>73</b>	<b>0.00</b>	<b>7,425,950.00</b>	<b>1,972,747.94</b>
<b>OTHER FINANCING SOURCES (USES)</b>										
<b>TOTAL OTHER FINANCING SOURCES (USES)</b>	<b>0.00</b>	<b>0.00</b>		<b>0.00</b>		<b>0.00</b>		<b>0.00</b>	<b>0.00</b>	<b>0.00</b>
<b>NET CHANGE IN FUND BALANCE</b>	<b>70.82</b>	<b>62,130.56</b>		<b>-27,770.64</b>		<b>-135,878.83</b>		<b>0.00</b>	<b>0.00</b>	<b>135,878.83</b>



**FUND DEPT 7086-060 : TOWNSHIP MOTOR FUEL TAX - HIGHWAY**

12/14/2022 1:20:48 PM

**PERIOD ENDING 11/30/2022**

	ACTUAL LAST YEAR			ACTUAL THIS YEAR				ENCUMBRANCE	BUDGET	UNENCUMBERED BALANCE
	CURRENT MONTH	YEAR TO DATE	%	CURRENT MONTH	%	YEAR TO DATE	%			
<b>REVENUES</b>										
4004 INTERGOVERNMENTAL REVENUE	249,990.06	2,620,385.39	0	266,312.27	0	2,585,306.52	0	0.00	0.00	-2,585,306.52
4008 INVESTMENT EARNINGS	97.54	1,160.45	0	27,898.40	0	58,759.60	0	0.00	0.00	-58,759.60
4009 MISCELLANEOUS REVENUES	0.00	3,633.18	0	0.00	0	0.00	0	0.00	0.00	0.00
<b>TOTAL REVENUES</b>	<b>250,087.60</b>	<b>2,625,179.02</b>	<b>0</b>	<b>294,210.67</b>	<b>0</b>	<b>2,644,066.12</b>	<b>0</b>	<b>0.00</b>	<b>0.00</b>	<b>-2,644,066.12</b>
<b>EXPENDITURES</b>										
5020 SERVICES	0.00	2,254,207.36	0	13,528.73	0	2,230,308.87	15	0.00	15,000,000.00	12,769,691.13
<b>TOTAL EXPENDITURES</b>	<b>0.00</b>	<b>2,254,207.36</b>	<b>0</b>	<b>13,528.73</b>	<b>0</b>	<b>2,230,308.87</b>	<b>15</b>	<b>0.00</b>	<b>15,000,000.00</b>	<b>12,769,691.13</b>
<b>NET CHANGE IN FUND BALANCE</b>	<b>-250,087.60</b>	<b>-370,971.66</b>		<b>-280,681.94</b>		<b>-413,757.25</b>		<b>0.00</b>	<b>15,000,000.00</b>	<b>15,413,757.25</b>





**FUND DEPT 7087-060 : TOWNSHIP BRIDGE - HIGHWAY**

12/14/2022 1:20:48 PM

**PERIOD ENDING 11/30/2022**

	ACTUAL LAST YEAR			ACTUAL THIS YEAR				ENCUMBRANCE	BUDGET	UNENCUMBERED BALANCE
	CURRENT MONTH	YEAR TO DATE	%	CURRENT MONTH	%	YEAR TO DATE	%			
<b>REVENUES</b>										
4004 INTERGOVERNMENTAL REVENUE	0.00	278,698.80	0	0.00	0	767,364.50	0	0.00	0.00	-767,364.50
4008 INVESTMENT EARNINGS	5.75	70.87	0	1,659.11	0	7,868.77	0	0.00	0.00	-7,868.77
<b>TOTAL REVENUES</b>	<b>5.75</b>	<b>278,769.67</b>	<b>0</b>	<b>1,659.11</b>	<b>0</b>	<b>775,233.27</b>	<b>0</b>	<b>0.00</b>	<b>0.00</b>	<b>-775,233.27</b>
<b>EXPENDITURES</b>										
8000 CAPITAL OUTLAY	18,615.23	294,122.43	0	517,462.77	10	735,045.75	15	0.00	5,000,000.00	4,264,954.25
<b>TOTAL EXPENDITURES</b>	<b>18,615.23</b>	<b>294,122.43</b>	<b>0</b>	<b>517,462.77</b>	<b>10</b>	<b>735,045.75</b>	<b>15</b>	<b>0.00</b>	<b>5,000,000.00</b>	<b>4,264,954.25</b>
<b>NET CHANGE IN FUND BALANCE</b>	<b>18,609.48</b>	<b>15,352.76</b>		<b>515,803.66</b>		<b>-40,187.52</b>		<b>0.00</b>	<b>5,000,000.00</b>	<b>5,040,187.52</b>



FUND DEPT 7097-026 : ESTATE - COUNTY TREASURER

12/14/2022 1:20:48 PM

PERIOD ENDING 11/30/2022

	ACTUAL LAST YEAR			ACTUAL THIS YEAR				ENCUMBRANCE	BUDGET	UNENCUMBERED BALANCE
	CURRENT MONTH	YEAR TO DATE	%	CURRENT MONTH	%	YEAR TO DATE	%			
<b>REVENUES</b>										
4008 INVESTMENT EARNINGS	1.90	10.69	0	0.00	0	0.00	0	0.00	0.00	0.00
<b>TOTAL REVENUES</b>	<b>1.90</b>	<b>10.69</b>	<b>0</b>	<b>0.00</b>	<b>0</b>	<b>0.00</b>	<b>0</b>	<b>0.00</b>	<b>0.00</b>	<b>0.00</b>
<b>NET CHANGE IN FUND BALANCE</b>	<b>-1.90</b>	<b>-10.69</b>		<b>0.00</b>		<b>0.00</b>		<b>0.00</b>	<b>0.00</b>	<b>0.00</b>



**FUND DEPT 7667-026 : PROPERTY CONDEMNATIONS - COUNTY TREASURER**

12/14/2022 1:20:48 PM

**PERIOD ENDING 11/30/2022**

	ACTUAL LAST YEAR			ACTUAL THIS YEAR				ENCUMBRANCE	BUDGET	UNENCUMBERED BALANCE
	CURRENT MONTH	YEAR TO DATE	%	CURRENT MONTH	%	YEAR TO DATE	%			
<b>REVENUES</b>										
4008 INVESTMENT EARNINGS	11.81	66.42	0	0.00	0	1,237.95	0	0.00	0.00	-1,237.95
<b>TOTAL REVENUES</b>	<b>11.81</b>	<b>66.42</b>	<b>0</b>	<b>0.00</b>	<b>0</b>	<b>1,237.95</b>	<b>0</b>	<b>0.00</b>	<b>0.00</b>	<b>-1,237.95</b>
<b>OTHER FINANCING SOURCES (USES)</b>										
<b>TOTAL OTHER FINANCING SOURCES (USES)</b>	<b>0.00</b>	<b>0.00</b>		<b>0.00</b>		<b>0.00</b>		<b>0.00</b>	<b>0.00</b>	<b>0.00</b>
<b>NET CHANGE IN FUND BALANCE</b>	<b>-11.81</b>	<b>-66.42</b>		<b>0.00</b>		<b>-1,237.95</b>		<b>0.00</b>	<b>0.00</b>	<b>1,237.95</b>



**FUND DEPT 7687-040 : SHERIFF FORECLOSURES - SHERIFF**

12/14/2022 1:20:48 PM

**PERIOD ENDING 11/30/2022**

	ACTUAL LAST YEAR			ACTUAL THIS YEAR				ENCUMBRANCE	BUDGET	UNENCUMBERED BALANCE
	CURRENT MONTH	YEAR TO DATE	%	CURRENT MONTH	%	YEAR TO DATE	%			
<b>REVENUES</b>										
4008 INVESTMENT EARNINGS	18.37	107.49	0	539.16	0	5,444.76	0	0.00	0.00	-5,444.76
<b>TOTAL REVENUES</b>	<b>18.37</b>	<b>107.49</b>	<b>0</b>	<b>539.16</b>	<b>0</b>	<b>5,444.76</b>	<b>0</b>	<b>0.00</b>	<b>0.00</b>	<b>-5,444.76</b>
<b>OTHER FINANCING SOURCES (USES)</b>										
6001 OTHER FINANCING SOURCES	14,200.00	1,608,477.00	0	8,280.00	0	46,000.00	0	0.00	0.00	-46,000.00
<b>TOTAL OTHER FINANCING SOURCES (USES)</b>	<b>14,200.00</b>	<b>1,608,477.00</b>		<b>8,280.00</b>		<b>46,000.00</b>		<b>0.00</b>	<b>0.00</b>	<b>-46,000.00</b>
<b>NET CHANGE IN FUND BALANCE</b>	<b>-14,218.37</b>	<b>-1,608,584.49</b>		<b>-8,819.16</b>		<b>-51,444.76</b>		<b>0.00</b>	<b>0.00</b>	<b>51,444.76</b>



FUND DEPT 7699-020 : GARNISHMENTS - AUDITOR

12/14/2022 1:20:48 PM

PERIOD ENDING 11/30/2022

	ACTUAL LAST YEAR			ACTUAL THIS YEAR				ENCUMBRANCE	BUDGET	UNENCUMBERED BALANCE
	CURRENT MONTH	YEAR TO DATE	%	CURRENT MONTH	%	YEAR TO DATE	%			
<b>REVENUES</b>										
4008 INVESTMENT EARNINGS	0.22	1.21	0	-5.35	0	0.00	0	0.00	0.00	0.00
<b>TOTAL REVENUES</b>	<b>0.22</b>	<b>1.21</b>	<b>0</b>	<b>-5.35</b>	<b>0</b>	<b>0.00</b>	<b>0</b>	<b>0.00</b>	<b>0.00</b>	<b>0.00</b>
<b>OTHER FINANCING SOURCES (USES)</b>										
6001 OTHER FINANCING SOURCES	7,577.43	90,833.62	0	0.00	0	51,644.12	0	0.00	0.00	-51,644.12
<b>TOTAL OTHER FINANCING SOURCES (USES)</b>	<b>7,577.43</b>	<b>90,833.62</b>		<b>0.00</b>		<b>51,644.12</b>		<b>0.00</b>	<b>0.00</b>	<b>-51,644.12</b>
<b>NET CHANGE IN FUND BALANCE</b>	<b>-7,577.65</b>	<b>-90,834.83</b>		<b>5.35</b>		<b>-51,644.12</b>		<b>0.00</b>	<b>0.00</b>	<b>51,644.12</b>



PERIOD ENDING 11/30/2022

	ACTUAL LAST YEAR			ACTUAL THIS YEAR				ENCUMBRANCE	BUDGET	UNENCUMBERED BALANCE
	CURRENT MONTH	YEAR TO DATE	%	CURRENT MONTH	%	YEAR TO DATE	%			
<b>REVENUES</b>										
4004 INTERGOVERNMENTAL REVENUE	37,340.00	347,924.24	63	13,614.00	2	422,874.62	77	0.00	548,689.00	125,814.38
4007 CHARGES FOR SERVICES	6,721.14	34,933.75	65	6,359.62	12	57,242.90	104	0.00	55,000.00	-2,242.90
4008 INVESTMENT EARNINGS	23.23	128.27	2	1,408.21	282	5,312.03	1062	0.00	500.00	-4,812.03
4009 MISCELLANEOUS REVENUES	14.50	6,021.25	45	1,111.86	9	8,500.14	68	0.00	12,500.00	3,999.86
<b>TOTAL REVENUES</b>	<b>44,098.87</b>	<b>389,007.51</b>	<b>63</b>	<b>22,493.69</b>	<b>4</b>	<b>493,929.69</b>	<b>80</b>	<b>0.00</b>	<b>616,689.00</b>	<b>122,759.31</b>
<b>EXPENDITURES</b>										
5001 SALARIES AND WAGES	44,640.28	339,691.75	91	32,670.23	8	340,137.42	86	0.00	395,343.00	55,205.58
5003 FRINGE BENEFITS	6,644.95	74,522.91	66	11,329.65	9	84,814.06	64	0.00	131,952.00	47,137.94
5010 COMMODITIES	0.00	998.02	20	258.94	5	1,213.01	24	0.00	5,000.00	3,786.99
5020 SERVICES	3,495.66	14,319.27	22	780.76	1	17,802.04	24	0.00	73,215.00	55,412.96
<b>TOTAL EXPENDITURES</b>	<b>54,780.89</b>	<b>429,531.95</b>	<b>77</b>	<b>45,039.58</b>	<b>7</b>	<b>443,966.53</b>	<b>73</b>	<b>0.00</b>	<b>605,510.00</b>	<b>161,543.47</b>
<b>OTHER FINANCING SOURCES (USES)</b>										
7001 OTHER FINANCING USES	0.00	-58,198.00	90	0.00	0	0.00	0	0.00	-60,750.00	-60,750.00
<b>TOTAL OTHER FINANCING SOURCES (USES)</b>	<b>0.00</b>	<b>-58,198.00</b>		<b>0.00</b>		<b>0.00</b>		<b>0.00</b>	<b>-60,750.00</b>	<b>-60,750.00</b>
<b>NET CHANGE IN FUND BALANCE</b>	<b>10,682.02</b>	<b>98,722.44</b>		<b>22,545.89</b>		<b>-49,963.16</b>		<b>0.00</b>	<b>49,571.00</b>	<b>99,534.16</b>



PERIOD ENDING 11/30/2022

	ACTUAL LAST YEAR			ACTUAL THIS YEAR				ENCUMBRANCE	BUDGET	UNENCUMBERED BALANCE
	CURRENT MONTH	YEAR TO DATE	%	CURRENT MONTH	%	YEAR TO DATE	%			
<b>REVENUES</b>										
<b>TOTAL REVENUES</b>	<b>0.00</b>	<b>0.00</b>	<b>0</b>	<b>0.00</b>	<b>0</b>	<b>0.00</b>	<b>0</b>	<b>0.00</b>	<b>0.00</b>	<b>0.00</b>
<b>EXPENDITURES</b>										
5010 COMMODITIES	0.00	3,996.75	39	0.00	0	4,223.70	22	0.00	19,250.00	15,026.30
5020 SERVICES	0.00	50,388.62	82	0.00	0	53,859.60	84	0.00	63,875.00	10,015.40
<b>TOTAL EXPENDITURES</b>	<b>0.00</b>	<b>54,385.37</b>	<b>76</b>	<b>0.00</b>	<b>0</b>	<b>58,083.30</b>	<b>70</b>	<b>0.00</b>	<b>83,125.00</b>	<b>25,041.70</b>
<b>OTHER FINANCING SOURCES (USES)</b>										
6001 OTHER FINANCING SOURCES	0.00	57,000.00	100	0.00	0	0.00	0	0.00	57,500.00	57,500.00
<b>TOTAL OTHER FINANCING SOURCES (USES)</b>	<b>0.00</b>	<b>57,000.00</b>		<b>0.00</b>		<b>0.00</b>		<b>0.00</b>	<b>57,500.00</b>	<b>57,500.00</b>
<b>NET CHANGE IN FUND BALANCE</b>	<b>0.00</b>	<b>-2,614.63</b>		<b>0.00</b>		<b>58,083.30</b>		<b>0.00</b>	<b>25,625.00</b>	<b>-32,458.30</b>



FUND DEPT 8850-672 : GEOG INF SYS JOINT VENTUR - AERIAL PHOTOGRAPHY PROJ

12/14/2022 1:20:48 PM

PERIOD ENDING 11/30/2022

	ACTUAL LAST YEAR			ACTUAL THIS YEAR				ENCUMBRANCE	BUDGET	UNENCUMBERED BALANCE
	CURRENT MONTH	YEAR TO DATE	%	CURRENT MONTH	%	YEAR TO DATE	%			
<b>REVENUES</b>										
4004 INTERGOVERNMENTAL REVENUE	3,333.75	22,860.00	72	1,111.25	4	34,607.50	109	0.00	31,750.00	-2,857.50
<b>TOTAL REVENUES</b>	<b>3,333.75</b>	<b>22,860.00</b>	<b>72</b>	<b>1,111.25</b>	<b>4</b>	<b>34,607.50</b>	<b>109</b>	<b>0.00</b>	<b>31,750.00</b>	<b>-2,857.50</b>
<b>EXPENDITURES</b>										
<b>TOTAL EXPENDITURES</b>	<b>0.00</b>	<b>0.00</b>	<b>0</b>	<b>0.00</b>	<b>0</b>	<b>0.00</b>	<b>0</b>	<b>0.00</b>	<b>0.00</b>	<b>0.00</b>
<b>NET CHANGE IN FUND BALANCE</b>	<b>-3,333.75</b>	<b>-22,860.00</b>		<b>-1,111.25</b>		<b>-34,607.50</b>		<b>0.00</b>	<b>-31,750.00</b>	<b>2,857.50</b>