



FUND DEPT 1080-010 : GENERAL CORPORATE - COUNTY BOARD

5/11/2023 9:47:22 AM

PERIOD ENDING 4/30/2023

	ACTUAL LAST YEAR			ACTUAL THIS YEAR				ENCUMBRANCE	BUDGET	UNENCUMBERED BALANCE
	CURRENT MONTH	YEAR TO DATE	%	CURRENT MONTH	%	YEAR TO DATE	%			
<b>REVENUES</b>										
4007 CHARGES FOR SERVICES	0.00	0.00	0	17.71	6	1,070.45	357	0.00	300.00	-770.45
4009 MISCELLANEOUS REVENUES	800.00	800.00	80	0.00	0	0.00	0	0.00	2,000.00	2,000.00
4010 RENTS AND ROYALTIES	10,113.01	10,113.01	3	8,995.96	2	16,359.13	4	0.00	425,000.00	408,640.87
<b>TOTAL REVENUES</b>	<b>10,913.01</b>	<b>10,913.01</b>	<b>3</b>	<b>9,013.67</b>	<b>2</b>	<b>17,429.58</b>	<b>4</b>	<b>0.00</b>	<b>427,300.00</b>	<b>409,870.42</b>
<b>EXPENDITURES</b>										
5001 SALARIES AND WAGES	4,823.08	16,352.32	14	4,926.08	6	17,880.32	20	0.00	89,000.00	71,119.68
5010 COMMODITIES	5.98	5.98	1	0.00	0	21.50	0	0.00	5,250.00	5,228.50
5020 SERVICES	524.54	43,550.70	43	774.36	1	57,313.32	55	0.00	104,035.00	46,721.68
<b>TOTAL EXPENDITURES</b>	<b>5,353.60</b>	<b>59,909.00</b>	<b>27</b>	<b>5,700.44</b>	<b>3</b>	<b>75,215.14</b>	<b>38</b>	<b>0.00</b>	<b>198,285.00</b>	<b>123,069.86</b>
<b>NET CHANGE IN FUND BALANCE</b>	<b>5,559.41</b>	<b>-48,995.99</b>		<b>3,313.23</b>		<b>-57,785.56</b>		<b>0.00</b>	<b>229,015.00</b>	<b>286,800.56</b>



FUND DEPT 1080-012 : GENERAL CORPORATE - TORNADO SIRENS

5/11/2023 9:47:22 AM

PERIOD ENDING 4/30/2023

	ACTUAL LAST YEAR			ACTUAL THIS YEAR				ENCUMBRANCE	BUDGET	UNENCUMBERED BALANCE
	CURRENT MONTH	YEAR TO DATE	%	CURRENT MONTH	%	YEAR TO DATE	%			
<b>REVENUES</b>										
4004 INTERGOVERNMENTAL REVENUE	0.00	3,990.00	100	0.00	0	0.00	0	0.00	0.00	0.00
<b>TOTAL REVENUES</b>	<b>0.00</b>	<b>3,990.00</b>	<b>100</b>	<b>0.00</b>	<b>0</b>	<b>0.00</b>	<b>0</b>	<b>0.00</b>	<b>0.00</b>	<b>0.00</b>
<b>EXPENDITURES</b>										
5020 SERVICES	0.00	3,990.00	100	0.00	0	0.00	0	0.00	0.00	0.00
<b>TOTAL EXPENDITURES</b>	<b>0.00</b>	<b>3,990.00</b>	<b>100</b>	<b>0.00</b>	<b>0</b>	<b>0.00</b>	<b>0</b>	<b>0.00</b>	<b>0.00</b>	<b>0.00</b>
<b>NET CHANGE IN FUND BALANCE</b>	<b>0.00</b>	<b>0.00</b>		<b>0.00</b>		<b>0.00</b>		<b>0.00</b>	<b>0.00</b>	<b>0.00</b>



FUND DEPT 1080-013 : GENERAL CORPORATE - DEBT SERVICE

5/11/2023 9:47:22 AM

PERIOD ENDING 4/30/2023

	ACTUAL LAST YEAR			ACTUAL THIS YEAR				ENCUMBRANCE	BUDGET	UNENCUMBERED BALANCE
	CURRENT MONTH	YEAR TO DATE	%	CURRENT MONTH	%	YEAR TO DATE	%			
<b>REVENUES</b>										
4004 INTERGOVERNMENTAL REVENUE	0.00	0.00	0	146,751.00	9	293,502.00	19	0.00	1,578,901.00	1,285,399.00
<b>TOTAL REVENUES</b>	<b>0.00</b>	<b>0.00</b>	<b>0</b>	<b>146,751.00</b>	<b>9</b>	<b>293,502.00</b>	<b>19</b>	<b>0.00</b>	<b>1,578,901.00</b>	<b>1,285,399.00</b>
<b>EXPENDITURES</b>										
5050 INTEREST AND FISCAL CHARGES	0.00	0.00	0	0.00	0	0.00	0	0.00	1,578,901.00	1,578,901.00
<b>TOTAL EXPENDITURES</b>	<b>0.00</b>	<b>0.00</b>	<b>0</b>	<b>0.00</b>	<b>0</b>	<b>0.00</b>	<b>0</b>	<b>0.00</b>	<b>1,578,901.00</b>	<b>1,578,901.00</b>
<b>OTHER FINANCING SOURCES (USES)</b>										
<b>TOTAL OTHER FINANCING SOURCES (USES)</b>	<b>0.00</b>	<b>0.00</b>		<b>0.00</b>		<b>0.00</b>		<b>0.00</b>	<b>0.00</b>	<b>0.00</b>
<b>NET CHANGE IN FUND BALANCE</b>	<b>0.00</b>	<b>0.00</b>		<b>146,751.00</b>		<b>293,502.00</b>		<b>0.00</b>	<b>0.00</b>	<b>-293,502.00</b>



FUND DEPT 1080-016 : GENERAL CORPORATE - ADMINISTRATIVE SERVICES

5/11/2023 9:47:22 AM

PERIOD ENDING 4/30/2023

	ACTUAL LAST YEAR			ACTUAL THIS YEAR				ENCUMBRANCE	BUDGET	UNENCUMBERED BALANCE
	CURRENT MONTH	YEAR TO DATE	%	CURRENT MONTH	%	YEAR TO DATE	%			
<b>REVENUES</b>										
4004 INTERGOVERNMENTAL REVENUE	0.00	0.00	0	0.00	0	23.57	0	0.00	7,000.00	6,976.43
4009 MISCELLANEOUS REVENUES	0.00	0.00	0	0.00	0	0.00	0	0.00	3,000.00	3,000.00
<b>TOTAL REVENUES</b>	<b>0.00</b>	<b>0.00</b>	<b>0</b>	<b>0.00</b>	<b>0</b>	<b>23.57</b>	<b>0</b>	<b>0.00</b>	<b>10,000.00</b>	<b>9,976.43</b>
<b>EXPENDITURES</b>										
5001 SALARIES AND WAGES	55,441.76	227,797.54	32	54,516.04	8	205,602.27	29	0.00	701,150.00	495,547.73
5010 COMMODITIES	33,149.63	34,268.98	11	67,092.79	20	99,482.02	30	0.00	332,250.00	232,767.98
5020 SERVICES	903.17	4,251.44	15	3,460.38	12	6,334.98	22	0.00	29,260.00	22,925.02
<b>TOTAL EXPENDITURES</b>	<b>89,494.56</b>	<b>266,317.96</b>	<b>25</b>	<b>125,069.21</b>	<b>12</b>	<b>311,419.27</b>	<b>29</b>	<b>0.00</b>	<b>1,062,660.00</b>	<b>751,240.73</b>
<b>OTHER FINANCING SOURCES (USES)</b>										
6001 OTHER FINANCING SOURCES	0.00	0.00	0	0.00	0	0.00	0	0.00	17,217.00	17,217.00
<b>TOTAL OTHER FINANCING SOURCES (USES)</b>	<b>0.00</b>	<b>0.00</b>		<b>0.00</b>		<b>0.00</b>		<b>0.00</b>	<b>17,217.00</b>	<b>17,217.00</b>
<b>NET CHANGE IN FUND BALANCE</b>	<b>-89,494.56</b>	<b>-266,317.96</b>		<b>-125,069.21</b>		<b>-311,395.70</b>		<b>0.00</b>	<b>-1,035,443.00</b>	<b>-724,047.30</b>



**FUND DEPT 1080-017 : GENERAL CORPORATE - COOPERATIVE EXTENSION SRV**

5/11/2023 9:47:22 AM

**PERIOD ENDING 4/30/2023**

	ACTUAL LAST YEAR			ACTUAL THIS YEAR				ENCUMBRANCE	BUDGET	UNENCUMBERED BALANCE
	CURRENT MONTH	YEAR TO DATE	%	CURRENT MONTH	%	YEAR TO DATE	%			
<b>REVENUES</b>										
4001 PROPERTY TAX	0.00	0.00	0	0.00	0	0.00	0	0.00	442,000.00	442,000.00
<b>TOTAL REVENUES</b>	<b>0.00</b>	<b>0.00</b>	<b>0</b>	<b>0.00</b>	<b>0</b>	<b>0.00</b>	<b>0</b>	<b>0.00</b>	<b>442,000.00</b>	<b>442,000.00</b>
<b>EXPENDITURES</b>										
5020 SERVICES	0.00	0.00	0	734.13	0	734.13	0	0.00	442,735.00	442,000.87
<b>TOTAL EXPENDITURES</b>	<b>0.00</b>	<b>0.00</b>	<b>0</b>	<b>734.13</b>	<b>0</b>	<b>734.13</b>	<b>0</b>	<b>0.00</b>	<b>442,735.00</b>	<b>442,000.87</b>
<b>NET CHANGE IN FUND BALANCE</b>	<b>0.00</b>	<b>0.00</b>		<b>-734.13</b>		<b>-734.13</b>		<b>0.00</b>	<b>-735.00</b>	<b>-0.87</b>



FUND DEPT 1080-020 : GENERAL CORPORATE - AUDITOR

5/11/2023 9:47:22 AM

PERIOD ENDING 4/30/2023

	ACTUAL LAST YEAR			ACTUAL THIS YEAR				ENCUMBRANCE	BUDGET	UNENCUMBERED BALANCE
	CURRENT MONTH	YEAR TO DATE	%	CURRENT MONTH	%	YEAR TO DATE	%			
<b>REVENUES</b>										
4004 INTERGOVERNMENTAL REVENUE	0.00	6,500.00	100	0.00	0	0.00	0	0.00	6,500.00	6,500.00
4007 CHARGES FOR SERVICES	0.00	0.00	0	0.00	0	0.00	0	0.00	120,000.00	120,000.00
4008 INVESTMENT EARNINGS	0.00	0.00	0	6.93	0	44.94	0	0.00	0.00	-44.94
4009 MISCELLANEOUS REVENUES	358.30	1,034.60	9	0.00	0	0.00	0	0.00	0.00	0.00
<b>TOTAL REVENUES</b>	<b>358.30</b>	<b>7,534.60</b>	<b>6</b>	<b>6.93</b>	<b>0</b>	<b>44.94</b>	<b>0</b>	<b>0.00</b>	<b>126,500.00</b>	<b>126,455.06</b>
<b>EXPENDITURES</b>										
5001 SALARIES AND WAGES	27,557.28	110,317.57	29	28,722.28	7	113,861.90	27	0.00	425,064.00	311,202.10
5010 COMMODITIES	0.00	149.92	4	0.00	0	203.50	6	0.00	3,581.00	3,377.50
5020 SERVICES	1,617.64	4,073.73	35	1,995.94	12	4,026.83	24	0.00	16,736.00	12,709.17
<b>TOTAL EXPENDITURES</b>	<b>29,174.92</b>	<b>114,541.22</b>	<b>29</b>	<b>30,718.22</b>	<b>7</b>	<b>118,092.23</b>	<b>27</b>	<b>0.00</b>	<b>445,381.00</b>	<b>327,288.77</b>
<b>OTHER FINANCING SOURCES (USES)</b>										
<b>TOTAL OTHER FINANCING SOURCES (USES)</b>	<b>0.00</b>	<b>0.00</b>		<b>0.00</b>		<b>0.00</b>		<b>0.00</b>	<b>0.00</b>	<b>0.00</b>
<b>NET CHANGE IN FUND BALANCE</b>	<b>-28,816.62</b>	<b>-107,006.62</b>		<b>-30,711.29</b>		<b>-118,047.29</b>		<b>0.00</b>	<b>-318,881.00</b>	<b>-200,833.71</b>



**FUND DEPT 1080-021 : GENERAL CORPORATE - BOARD OF REVIEW**

5/11/2023 9:47:22 AM

**PERIOD ENDING 4/30/2023**

	ACTUAL LAST YEAR			ACTUAL THIS YEAR				ENCUMBRANCE	BUDGET	UNENCUMBERED BALANCE
	CURRENT MONTH	YEAR TO DATE	%	CURRENT MONTH	%	YEAR TO DATE	%			
<b>REVENUES</b>										
<b>TOTAL REVENUES</b>	<b>0.00</b>	<b>0.00</b>	<b>0</b>	<b>0.00</b>	<b>0</b>	<b>0.00</b>	<b>0</b>	<b>0.00</b>	<b>0.00</b>	<b>0.00</b>
<b>EXPENDITURES</b>										
5001 SALARIES AND WAGES	10,435.80	41,667.15	31	11,172.50	8	41,436.08	29	0.00	142,448.00	101,011.92
5010 COMMODITIES	0.00	0.00	0	104.00	8	374.97	28	0.00	1,333.50	958.53
5020 SERVICES	0.00	700.00	14	2,126.65	12	9,613.65	53	0.00	18,115.00	8,501.35
<b>TOTAL EXPENDITURES</b>	<b>10,435.80</b>	<b>42,367.15</b>	<b>30</b>	<b>13,403.15</b>	<b>8</b>	<b>51,424.70</b>	<b>32</b>	<b>0.00</b>	<b>161,896.50</b>	<b>110,471.80</b>
<b>NET CHANGE IN FUND BALANCE</b>	<b>-10,435.80</b>	<b>-42,367.15</b>		<b>-13,403.15</b>		<b>-51,424.70</b>		<b>0.00</b>	<b>-161,896.50</b>	<b>-110,471.80</b>



FUND DEPT 1080-022 : GENERAL CORPORATE - COUNTY CLERK

5/11/2023 9:47:22 AM

PERIOD ENDING 4/30/2023

	ACTUAL LAST YEAR			ACTUAL THIS YEAR				ENCUMBRANCE	BUDGET	UNENCUMBERED BALANCE
	CURRENT MONTH	YEAR TO DATE	%	CURRENT MONTH	%	YEAR TO DATE	%			
<b>REVENUES</b>										
4004 INTERGOVERNMENTAL REVENUE	0.00	0.00	0	0.00	0	0.00	0	0.00	51,815.00	51,815.00
4006 LICENSES AND PERMITS	8,305.00	16,040.00	20	7,445.00	7	20,205.00	18	0.00	110,400.00	90,195.00
4007 CHARGES FOR SERVICES	32,386.95	83,865.10	25	28,846.35	8	81,188.90	24	0.00	340,000.00	258,811.10
4008 INVESTMENT EARNINGS	8.18	37.34	19	8.36	4	67.89	34	0.00	200.00	132.11
4009 MISCELLANEOUS REVENUES	0.00	0.00	0	645.00	322 5	2,442.50	122 12	0.00	20.00	-2,422.50
<b>TOTAL REVENUES</b>	<b>40,700.13</b>	<b>99,942.44</b>	<b>21</b>	<b>36,944.71</b>	<b>7</b>	<b>103,904.29</b>	<b>21</b>	<b>0.00</b>	<b>502,435.00</b>	<b>398,530.71</b>
<b>EXPENDITURES</b>										
5001 SALARIES AND WAGES	58,381.50	218,207.54	26	116,150.40	12	299,807.05	32	0.00	951,536.00	651,728.95
5010 COMMODITIES	33,880.38	49,704.25	61	2,482.44	2	72,227.27	67	0.00	108,020.00	35,792.73
5020 SERVICES	1,794.01	101,751.34	24	34,102.19	8	100,584.39	24	0.00	427,330.00	326,745.61
8000 CAPITAL OUTLAY	0.00	0.00	0	0.00	0	0.00	0	0.00	42,535.00	42,535.00
<b>TOTAL EXPENDITURES</b>	<b>94,055.89</b>	<b>369,663.13</b>	<b>23</b>	<b>152,735.03</b>	<b>10</b>	<b>472,618.71</b>	<b>31</b>	<b>0.00</b>	<b>1,529,421.00</b>	<b>1,056,802.29</b>
<b>OTHER FINANCING SOURCES (USES)</b>										
<b>TOTAL OTHER FINANCING SOURCES (USES)</b>	<b>0.00</b>	<b>0.00</b>		<b>0.00</b>		<b>0.00</b>		<b>0.00</b>	<b>0.00</b>	<b>0.00</b>
<b>NET CHANGE IN FUND BALANCE</b>	<b>-53,355.76</b>	<b>-269,720.69</b>		<b>-115,790.32</b>		<b>-368,714.42</b>		<b>0.00</b>	<b>-1,026,986.00</b>	<b>-658,271.58</b>





**FUND DEPT 1080-023 : GENERAL CORPORATE - RECORDER**

5/11/2023 9:47:22 AM

**PERIOD ENDING 4/30/2023**

	ACTUAL LAST YEAR			ACTUAL THIS YEAR				ENCUMBRANCE	BUDGET	UNENCUMBERED BALANCE
	CURRENT MONTH	YEAR TO DATE	%	CURRENT MONTH	%	YEAR TO DATE	%			
<b>REVENUES</b>										
4006 LICENSES AND PERMITS	200,235.00	838,755.00	56	27,386.50	5	136,667.00	27	0.00	500,000.00	363,333.00
4007 CHARGES FOR SERVICES	75,470.50	308,258.00	31	37,132.50	5	177,214.50	22	0.00	800,000.00	622,785.50
4009 MISCELLANEOUS REVENUES	3,110.45	12,054.65	151	292.00	1	5,720.70	23	0.00	25,000.00	19,279.30
<b>TOTAL REVENUES</b>	<b>278,815.95</b>	<b>1,159,067.65</b>	<b>46</b>	<b>64,811.00</b>	<b>5</b>	<b>319,602.20</b>	<b>24</b>	<b>0.00</b>	<b>1,325,000.00</b>	<b>1,005,397.80</b>
<b>EXPENDITURES</b>										
5001 SALARIES AND WAGES	11,553.54	41,252.32	27	14,410.60	8	54,039.81	29	0.00	187,353.00	133,313.19
5010 COMMODITIES	0.00	27.90	0	7.15	1	163.78	33	0.00	500.00	336.22
5020 SERVICES	121,580.00	475,994.50	40	0.00	0	15.00	1	0.00	1,780.00	1,765.00
<b>TOTAL EXPENDITURES</b>	<b>133,133.54</b>	<b>517,274.72</b>	<b>39</b>	<b>14,417.75</b>	<b>8</b>	<b>54,218.59</b>	<b>29</b>	<b>0.00</b>	<b>189,633.00</b>	<b>135,414.41</b>
<b>NET CHANGE IN FUND BALANCE</b>	<b>145,682.41</b>	<b>641,792.93</b>		<b>50,393.25</b>		<b>265,383.61</b>		<b>0.00</b>	<b>1,135,367.00</b>	<b>869,983.39</b>



**FUND DEPT 1080-025 : GENERAL CORPORATE - SUPERVISOR OF ASSESSMENT**

5/11/2023 9:47:22 AM

**PERIOD ENDING 4/30/2023**

	ACTUAL LAST YEAR			ACTUAL THIS YEAR				ENCUMBRANCE	BUDGET	UNENCUMBERED BALANCE
	CURRENT MONTH	YEAR TO DATE	%	CURRENT MONTH	%	YEAR TO DATE	%			
<b>REVENUES</b>										
4004 INTERGOVERNMENTAL REVENUE	7,083.34	7,083.34	16	3,718.74	8	7,437.48	16	0.00	46,988.00	39,550.52
4009 MISCELLANEOUS REVENUES	400.00	400.00	133	300.00	50	300.00	50	0.00	600.00	300.00
<b>TOTAL REVENUES</b>	<b>7,483.34</b>	<b>7,483.34</b>	<b>16</b>	<b>4,018.74</b>	<b>8</b>	<b>7,737.48</b>	<b>16</b>	<b>0.00</b>	<b>47,588.00</b>	<b>39,850.52</b>
<b>EXPENDITURES</b>										
5001 SALARIES AND WAGES	24,670.56	94,664.16	28	24,720.15	7	96,816.82	27	0.00	356,811.00	259,994.18
5010 COMMODITIES	447.71	1,639.45	28	63.04	1	2,006.42	36	0.00	5,632.00	3,625.58
5020 SERVICES	2,141.59	3,723.07	7	1,671.63	2	4,080.80	6	0.00	67,420.00	63,339.20
<b>TOTAL EXPENDITURES</b>	<b>27,259.86</b>	<b>100,026.68</b>	<b>25</b>	<b>26,454.82</b>	<b>6</b>	<b>102,904.04</b>	<b>24</b>	<b>0.00</b>	<b>429,863.00</b>	<b>326,958.96</b>
<b>NET CHANGE IN FUND BALANCE</b>	<b>-19,776.52</b>	<b>-92,543.34</b>		<b>-22,436.08</b>		<b>-95,166.56</b>		<b>0.00</b>	<b>-382,275.00</b>	<b>-287,108.44</b>



FUND DEPT 1080-026 : GENERAL CORPORATE - COUNTY TREASURER

5/11/2023 9:47:22 AM

PERIOD ENDING 4/30/2023

	ACTUAL LAST YEAR			ACTUAL THIS YEAR				ENCUMBRANCE	BUDGET	UNENCUMBERED BALANCE
	CURRENT MONTH	YEAR TO DATE	%	CURRENT MONTH	%	YEAR TO DATE	%			
<b>REVENUES</b>										
4001 PROPERTY TAX	0.00	849.83	0	570.00	0	1,300.00	0	0.00	500,000.00	498,700.00
4004 INTERGOVERNMENTAL REVENUE	0.00	0.00	0	0.00	0	0.00	0	0.00	14,000.00	14,000.00
4007 CHARGES FOR SERVICES	0.00	0.00	0	0.00	0	0.00	0	0.00	200.00	200.00
4008 INVESTMENT EARNINGS	14.48	39.65	1	4,120.84	59	5,363.60	77	0.00	7,000.00	1,636.40
<b>TOTAL REVENUES</b>	<b>14.48</b>	<b>889.48</b>	<b>0</b>	<b>4,690.84</b>	<b>1</b>	<b>6,663.60</b>	<b>1</b>	<b>0.00</b>	<b>521,200.00</b>	<b>514,536.40</b>
<b>EXPENDITURES</b>										
5001 SALARIES AND WAGES	21,610.10	82,914.21	29	23,884.73	8	91,683.17	29	0.00	317,248.00	225,564.83
5010 COMMODITIES	571.72	2,266.62	36	0.00	0	2,624.24	40	0.00	6,573.00	3,948.76
5020 SERVICES	169.98	2,044.13	4	100.00	0	2,667.60	6	0.00	47,250.00	44,582.40
<b>TOTAL EXPENDITURES</b>	<b>22,351.80</b>	<b>87,224.96</b>	<b>25</b>	<b>23,984.73</b>	<b>6</b>	<b>96,975.01</b>	<b>26</b>	<b>0.00</b>	<b>371,071.00</b>	<b>274,095.99</b>
<b>NET CHANGE IN FUND BALANCE</b>	<b>-22,337.32</b>	<b>-86,335.48</b>		<b>-19,293.89</b>		<b>-90,311.41</b>		<b>0.00</b>	<b>150,129.00</b>	<b>240,440.41</b>



PERIOD ENDING 4/30/2023

	ACTUAL LAST YEAR			ACTUAL THIS YEAR				ENCUMBRANCE	BUDGET	UNENCUMBERED BALANCE
	CURRENT MONTH	YEAR TO DATE	%	CURRENT MONTH	%	YEAR TO DATE	%			
<b>REVENUES</b>										
4004 INTERGOVERNMENTAL REVENUE	400.00	800.00	17	400.00	8	800.00	17	0.00	4,800.00	4,000.00
4007 CHARGES FOR SERVICES	0.00	0.00	0	0.00	0	0.00	0	0.00	45,600.00	45,600.00
<b>TOTAL REVENUES</b>	<b>400.00</b>	<b>800.00</b>	<b>2</b>	<b>400.00</b>	<b>1</b>	<b>800.00</b>	<b>2</b>	<b>0.00</b>	<b>50,400.00</b>	<b>49,600.00</b>
<b>EXPENDITURES</b>										
5001 SALARIES AND WAGES	58,471.30	201,344.98	28	63,905.80	7	239,977.83	27	0.00	904,356.00	664,378.17
5010 COMMODITIES	6,557.25	16,691.33	23	10,964.29	14	29,952.27	39	0.00	76,500.00	46,547.73
5020 SERVICES	22,279.75	73,014.96	20	39,344.46	11	96,931.03	26	0.00	372,268.00	275,336.97
<b>TOTAL EXPENDITURES</b>	<b>87,308.30</b>	<b>291,051.27</b>	<b>25</b>	<b>114,214.55</b>	<b>8</b>	<b>366,861.13</b>	<b>27</b>	<b>0.00</b>	<b>1,353,124.00</b>	<b>986,262.87</b>
<b>OTHER FINANCING SOURCES (USES)</b>										
<b>TOTAL OTHER FINANCING SOURCES (USES)</b>	<b>0.00</b>	<b>0.00</b>		<b>0.00</b>		<b>0.00</b>		<b>0.00</b>	<b>0.00</b>	<b>0.00</b>
<b>NET CHANGE IN FUND BALANCE</b>	<b>-86,908.30</b>	<b>-290,251.27</b>		<b>-113,814.55</b>		<b>-366,061.13</b>		<b>0.00</b>	<b>-1,302,724.00</b>	<b>-936,662.87</b>



**FUND DEPT 1080-030 : GENERAL CORPORATE - CIRCUIT CLERK**

5/11/2023 9:47:22 AM

**PERIOD ENDING 4/30/2023**

	ACTUAL LAST YEAR			ACTUAL THIS YEAR				ENCUMBRANCE	BUDGET	UNENCUMBERED BALANCE
	CURRENT MONTH	YEAR TO DATE	%	CURRENT MONTH	%	YEAR TO DATE	%			
<b>REVENUES</b>										
4004 INTERGOVERNMENTAL REVENUE	0.00	0.00	0	0.00	0	0.00	0	0.00	6,500.00	6,500.00
4007 CHARGES FOR SERVICES	9,002.51	207,816.90	16	0.00	0	96,715.36	16	0.00	600,000.00	503,284.64
4008 INVESTMENT EARNINGS	851.97	1,112.99	0	0.00	0	15,416.35	0	0.00	0.00	-15,416.35
<b>TOTAL REVENUES</b>	<b>9,854.48</b>	<b>208,929.89</b>	<b>16</b>	<b>0.00</b>	<b>0</b>	<b>112,131.71</b>	<b>18</b>	<b>0.00</b>	<b>606,500.00</b>	<b>494,368.29</b>
<b>EXPENDITURES</b>										
5001 SALARIES AND WAGES	83,503.18	318,840.66	26	95,696.61	7	346,814.35	25	0.00	1,396,314.00	1,049,499.65
5010 COMMODITIES	1,049.29	6,300.05	38	209.85	1	6,054.84	33	0.00	18,200.00	12,145.16
5020 SERVICES	1,998.06	9,839.39	20	1,827.80	5	6,007.81	18	0.00	34,139.00	28,131.19
<b>TOTAL EXPENDITURES</b>	<b>86,550.53</b>	<b>334,980.10</b>	<b>26</b>	<b>97,734.26</b>	<b>7</b>	<b>358,877.00</b>	<b>25</b>	<b>0.00</b>	<b>1,448,653.00</b>	<b>1,089,776.00</b>
<b>NET CHANGE IN FUND BALANCE</b>	<b>-76,696.05</b>	<b>-126,050.21</b>		<b>-97,734.26</b>		<b>-246,745.29</b>		<b>0.00</b>	<b>-842,153.00</b>	<b>-595,407.71</b>



**FUND DEPT 1080-031 : GENERAL CORPORATE - CIRCUIT COURT**

5/11/2023 9:47:22 AM

**PERIOD ENDING 4/30/2023**

	ACTUAL LAST YEAR			ACTUAL THIS YEAR				ENCUMBRANCE	BUDGET	UNENCUMBERED BALANCE
	CURRENT MONTH	YEAR TO DATE	%	CURRENT MONTH	%	YEAR TO DATE	%			
<b>REVENUES</b>										
4004 INTERGOVERNMENTAL REVENUE	0.00	0.00	0	0.00	0	0.00	0	0.00	8,814.00	8,814.00
<b>TOTAL REVENUES</b>	<b>0.00</b>	<b>0.00</b>	<b>0</b>	<b>0.00</b>	<b>0</b>	<b>0.00</b>	<b>0</b>	<b>0.00</b>	<b>8,814.00</b>	<b>8,814.00</b>
<b>EXPENDITURES</b>										
5001 SALARIES AND WAGES	47,979.22	180,024.39	29	52,578.25	8	197,159.64	29	0.00	683,687.00	486,527.36
5010 COMMODITIES	542.66	1,394.00	13	10,914.37	27	20,716.80	52	0.00	39,814.00	19,097.20
5020 SERVICES	35,641.68	147,187.61	40	31,477.50	7	123,474.83	27	0.00	454,175.00	330,700.17
<b>TOTAL EXPENDITURES</b>	<b>84,163.56</b>	<b>328,606.00</b>	<b>31</b>	<b>94,970.12</b>	<b>8</b>	<b>341,351.27</b>	<b>29</b>	<b>0.00</b>	<b>1,177,676.00</b>	<b>836,324.73</b>
<b>OTHER FINANCING SOURCES (USES)</b>										
<b>TOTAL OTHER FINANCING SOURCES (USES)</b>	<b>0.00</b>	<b>0.00</b>		<b>0.00</b>		<b>0.00</b>		<b>0.00</b>	<b>0.00</b>	<b>0.00</b>
<b>NET CHANGE IN FUND BALANCE</b>	<b>-84,163.56</b>	<b>-328,606.00</b>		<b>-94,970.12</b>		<b>-341,351.27</b>		<b>0.00</b>	<b>-1,168,862.00</b>	<b>-827,510.73</b>



**FUND DEPT 1080-032 : GENERAL CORPORATE - JURY COMMISSION**

5/11/2023 9:47:22 AM

**PERIOD ENDING 4/30/2023**

	ACTUAL LAST YEAR			ACTUAL THIS YEAR				ENCUMBRANCE	BUDGET	UNENCUMBERED BALANCE
	CURRENT MONTH	YEAR TO DATE	%	CURRENT MONTH	%	YEAR TO DATE	%			
<b>REVENUES</b>										
<b>TOTAL REVENUES</b>	<b>0.00</b>	<b>0.00</b>	<b>0</b>	<b>0.00</b>	<b>0</b>	<b>0.00</b>	<b>0</b>	<b>0.00</b>	<b>0.00</b>	<b>0.00</b>
<b>EXPENDITURES</b>										
5001 SALARIES AND WAGES	3,358.99	12,772.70	27	3,625.86	7	13,236.76	27	0.00	48,977.00	35,740.24
5010 COMMODITIES	0.00	1,184.04	14	1,539.87	17	2,300.67	26	0.00	8,925.00	6,624.33
5020 SERVICES	3,864.10	25,411.90	21	10,367.90	7	33,843.20	23	0.00	146,111.00	112,267.80
<b>TOTAL EXPENDITURES</b>	<b>7,223.09</b>	<b>39,368.64</b>	<b>22</b>	<b>15,533.63</b>	<b>8</b>	<b>49,380.63</b>	<b>24</b>	<b>0.00</b>	<b>204,013.00</b>	<b>154,632.37</b>
<b>NET CHANGE IN FUND BALANCE</b>	<b>-7,223.09</b>	<b>-39,368.64</b>		<b>-15,533.63</b>		<b>-49,380.63</b>		<b>0.00</b>	<b>-204,013.00</b>	<b>-154,632.37</b>



FUND DEPT 1080-036 : GENERAL CORPORATE - PUBLIC DEFENDER

5/11/2023 9:47:22 AM

PERIOD ENDING 4/30/2023

	ACTUAL LAST YEAR			ACTUAL THIS YEAR				ENCUMBRANCE	BUDGET	UNENCUMBERED BALANCE
	CURRENT MONTH	YEAR TO DATE	%	CURRENT MONTH	%	YEAR TO DATE	%			
<b>REVENUES</b>										
4004 INTERGOVERNMENTAL REVENUE	18,341.58	18,341.58	17	9,436.74	8	18,873.48	16	0.00	119,593.49	100,720.01
4007 CHARGES FOR SERVICES	2,206.00	5,602.10	10	0.00	0	3,008.28	6	0.00	50,000.00	46,991.72
<b>TOTAL REVENUES</b>	<b>20,547.58</b>	<b>23,943.68</b>	<b>15</b>	<b>9,436.74</b>	<b>6</b>	<b>21,881.76</b>	<b>13</b>	<b>0.00</b>	<b>169,593.49</b>	<b>147,711.73</b>
<b>EXPENDITURES</b>										
5001 SALARIES AND WAGES	85,809.84	381,579.50	28	109,892.46	7	408,384.30	27	0.00	1,502,769.00	1,094,384.70
5010 COMMODITIES	491.09	2,852.74	28	4,423.48	28	7,636.88	48	0.00	16,000.00	8,363.12
5020 SERVICES	1,028.05	7,743.54	34	1,160.10	4	8,354.95	30	0.00	27,627.00	19,272.05
8000 CAPITAL OUTLAY	0.00	0.00	0	0.00	0	0.00	0	0.00	6,340.49	6,340.49
<b>TOTAL EXPENDITURES</b>	<b>87,328.98</b>	<b>392,175.78</b>	<b>28</b>	<b>115,476.04</b>	<b>7</b>	<b>424,376.13</b>	<b>27</b>	<b>0.00</b>	<b>1,552,736.49</b>	<b>1,128,360.36</b>
<b>NET CHANGE IN FUND BALANCE</b>	<b>-66,781.40</b>	<b>-368,232.10</b>		<b>-106,039.30</b>		<b>-402,494.37</b>		<b>0.00</b>	<b>-1,383,143.00</b>	<b>-980,648.63</b>





FUND DEPT 1080-040 : GENERAL CORPORATE - SHERIFF

5/11/2023 9:47:22 AM

PERIOD ENDING 4/30/2023

	ACTUAL LAST YEAR			ACTUAL THIS YEAR				ENCUMBRANCE	BUDGET	UNENCUMBERED BALANCE
	CURRENT MONTH	YEAR TO DATE	%	CURRENT MONTH	%	YEAR TO DATE	%			
<b>REVENUES</b>										
4004 INTERGOVERNMENTAL REVENUE	176,345.04	293,345.04	25	8,388.22	1	112,722.91	9	0.00	1,188,583.00	1,075,860.09
4005 FINES AND FORFEITURES	764.00	3,564.00	12	0.00	0	1,921.51	6	0.00	30,000.00	28,078.49
4007 CHARGES FOR SERVICES	13,269.35	50,440.80	26	6,828.50	5	39,578.65	27	0.00	145,000.00	105,421.35
4009 MISCELLANEOUS REVENUES	549.00	38,949.00	80	0.00	0	1,777.80	18	0.00	10,000.00	8,222.20
<b>TOTAL REVENUES</b>	<b>190,927.39</b>	<b>386,298.84</b>	<b>27</b>	<b>15,216.72</b>	<b>1</b>	<b>156,000.87</b>	<b>11</b>	<b>0.00</b>	<b>1,373,583.00</b>	<b>1,217,582.13</b>
<b>EXPENDITURES</b>										
5001 SALARIES AND WAGES	21,924.40	82,216.53	29	23,496.45	8	87,885.78	29	0.00	305,221.00	217,335.22
5002 LAW ENFORCEMENT SALARIES	342,105.11	1,314,320.45	29	441,330.78	10	1,393,407.92	31	0.00	4,566,361.00	3,172,953.08
5010 COMMODITIES	48,636.17	103,686.54	54	47,665.45	17	99,242.32	35	0.00	283,859.00	184,616.68
5020 SERVICES	203,445.84	544,489.28	53	175,085.13	17	516,616.23	49	0.00	1,052,265.00	535,648.77
8000 CAPITAL OUTLAY	0.00	50,985.00	15	240,810.00	100	240,810.00	100	0.00	240,810.00	0.00
<b>TOTAL EXPENDITURES</b>	<b>616,111.52</b>	<b>2,095,697.80</b>	<b>33</b>	<b>928,387.81</b>	<b>14</b>	<b>2,337,962.25</b>	<b>36</b>	<b>0.00</b>	<b>6,448,516.00</b>	<b>4,110,553.75</b>
<b>OTHER FINANCING SOURCES (USES)</b>										
<b>TOTAL OTHER FINANCING SOURCES (USES)</b>	<b>0.00</b>	<b>0.00</b>		<b>0.00</b>		<b>0.00</b>		<b>0.00</b>	<b>0.00</b>	<b>0.00</b>
<b>NET CHANGE IN FUND BALANCE</b>	<b>-425,184.13</b>	<b>-1,709,398.96</b>		<b>-913,171.09</b>		<b>-2,181,961.38</b>		<b>0.00</b>	<b>-5,074,933.00</b>	<b>-2,892,971.62</b>



FUND DEPT 1080-041 : GENERAL CORPORATE - STATES ATTORNEY

5/11/2023 9:47:22 AM

PERIOD ENDING 4/30/2023

	ACTUAL LAST YEAR			ACTUAL THIS YEAR				ENCUMBRANCE	BUDGET	UNENCUMBERED BALANCE
	CURRENT MONTH	YEAR TO DATE	%	CURRENT MONTH	%	YEAR TO DATE	%			
<b>REVENUES</b>										
4004 INTERGOVERNMENTAL REVENUE	39,350.52	54,850.52	26	16,243.56	7	48,987.12	22	0.00	219,754.00	170,766.88
4005 FINES AND FORFEITURES	62,577.60	192,881.83	32	0.00	0	58,733.61	10	0.00	610,000.00	551,266.39
4007 CHARGES FOR SERVICES	6,814.44	15,890.05	19	0.00	0	10,399.40	12	0.00	85,000.00	74,600.60
4009 MISCELLANEOUS REVENUES	0.00	0.00	0	0.00	0	200.00	0	0.00	0.00	-200.00
<b>TOTAL REVENUES</b>	<b>108,742.56</b>	<b>263,622.40</b>	<b>29</b>	<b>16,243.56</b>	<b>2</b>	<b>118,320.13</b>	<b>13</b>	<b>0.00</b>	<b>914,754.00</b>	<b>796,433.87</b>
<b>EXPENDITURES</b>										
5001 SALARIES AND WAGES	183,418.60	700,856.58	29	197,433.00	8	744,344.96	29	0.00	2,553,942.00	1,809,597.04
5010 COMMODITIES	3,813.06	11,699.44	29	5,957.83	13	19,709.24	41	0.00	47,590.00	27,880.76
5020 SERVICES	6,541.63	67,083.02	49	10,908.25	8	76,579.66	53	0.00	143,710.00	67,130.34
<b>TOTAL EXPENDITURES</b>	<b>193,773.29</b>	<b>779,639.04</b>	<b>30</b>	<b>214,299.08</b>	<b>8</b>	<b>840,633.86</b>	<b>31</b>	<b>0.00</b>	<b>2,745,242.00</b>	<b>1,904,608.14</b>
<b>OTHER FINANCING SOURCES (USES)</b>										
<b>TOTAL OTHER FINANCING SOURCES (USES)</b>	<b>0.00</b>	<b>0.00</b>		<b>0.00</b>		<b>0.00</b>		<b>0.00</b>	<b>0.00</b>	<b>0.00</b>
<b>NET CHANGE IN FUND BALANCE</b>	<b>-85,030.73</b>	<b>-516,016.64</b>		<b>-198,055.52</b>		<b>-722,313.73</b>		<b>0.00</b>	<b>-1,830,488.00</b>	<b>-1,108,174.27</b>




**FUND DEPT 1080-042 : GENERAL CORPORATE - CORONER**

5/11/2023 9:47:22 AM

**PERIOD ENDING 4/30/2023**

	ACTUAL LAST YEAR			ACTUAL THIS YEAR				ENCUMBRANCE	BUDGET	UNENCUMBERED BALANCE
	CURRENT MONTH	YEAR TO DATE	%	CURRENT MONTH	%	YEAR TO DATE	%			
<b>REVENUES</b>										
4004 INTERGOVERNMENTAL REVENUE	0.00	6,500.00	58	0.00	0	5,130.00	30	0.00	17,130.00	12,000.00
4007 CHARGES FOR SERVICES	8,926.13	29,281.80	50	5,905.00	9	33,705.00	52	0.00	65,000.00	31,295.00
4009 MISCELLANEOUS REVENUES	0.00	0.00	0	0.00	0	1,775.00	39	0.00	4,600.00	2,825.00
<b>TOTAL REVENUES</b>	<b>8,926.13</b>	<b>35,781.80</b>	<b>52</b>	<b>5,905.00</b>	<b>7</b>	<b>40,610.00</b>	<b>47</b>	<b>0.00</b>	<b>86,730.00</b>	<b>46,120.00</b>
<b>EXPENDITURES</b>										
5001 SALARIES AND WAGES	37,112.74	141,964.35	28	37,699.43	7	136,090.65	26	0.00	533,489.00	397,398.35
5003 FRINGE BENEFITS	0.00	100.00	8	0.00	0	0.00	0	0.00	1,200.00	1,200.00
5010 COMMODITIES	1,483.52	4,956.87	19	6,506.04	19	9,551.24	28	0.00	33,625.00	24,073.76
5020 SERVICES	18,098.52	49,422.21	25	20,609.38	10	55,112.15	26	0.00	208,963.00	153,850.85
<b>TOTAL EXPENDITURES</b>	<b>56,694.78</b>	<b>196,443.43</b>	<b>27</b>	<b>64,814.85</b>	<b>8</b>	<b>200,754.04</b>	<b>26</b>	<b>0.00</b>	<b>777,277.00</b>	<b>576,522.96</b>
<b>NET CHANGE IN FUND BALANCE</b>	<b>-47,768.65</b>	<b>-160,661.63</b>		<b>-58,909.85</b>		<b>-160,144.04</b>		<b>0.00</b>	<b>-690,547.00</b>	<b>-530,402.96</b>



PERIOD ENDING 4/30/2023

	ACTUAL LAST YEAR			ACTUAL THIS YEAR				ENCUMBRANCE	BUDGET	UNENCUMBERED BALANCE
	CURRENT MONTH	YEAR TO DATE	%	CURRENT MONTH	%	YEAR TO DATE	%			
<b>REVENUES</b>										
4004 INTERGOVERNMENTAL REVENUE	47,615.00	47,615.00	79	0.00	0	0.00	0	0.00	65,000.00	65,000.00
<b>TOTAL REVENUES</b>	<b>47,615.00</b>	<b>47,615.00</b>	<b>79</b>	<b>0.00</b>	<b>0</b>	<b>0.00</b>	<b>0</b>	<b>0.00</b>	<b>65,000.00</b>	<b>65,000.00</b>
<b>EXPENDITURES</b>										
5001 SALARIES AND WAGES	10,365.20	38,869.49	29	11,100.30	8	32,071.04	23	0.00	142,188.00	110,116.96
5010 COMMODITIES	1,771.74	2,567.74	74	741.79	15	1,112.24	23	0.00	4,925.00	3,812.76
5020 SERVICES	1,656.97	9,474.02	33	1,628.45	6	4,238.94	15	0.00	28,977.00	24,738.06
<b>TOTAL EXPENDITURES</b>	<b>13,793.91</b>	<b>50,911.25</b>	<b>30</b>	<b>13,470.54</b>	<b>8</b>	<b>37,422.22</b>	<b>21</b>	<b>0.00</b>	<b>176,090.00</b>	<b>138,667.78</b>
<b>NET CHANGE IN FUND BALANCE</b>	<b>33,821.09</b>	<b>-3,296.25</b>		<b>-13,470.54</b>		<b>-37,422.22</b>		<b>0.00</b>	<b>-111,090.00</b>	<b>-73,667.78</b>



FUND DEPT 1080-051 : GENERAL CORPORATE - JUVENILE DETENTION CENTER

5/11/2023 9:47:22 AM

PERIOD ENDING 4/30/2023

	ACTUAL LAST YEAR			ACTUAL THIS YEAR				ENCUMBRANCE	BUDGET	UNENCUMBERED BALANCE
	CURRENT MONTH	YEAR TO DATE	%	CURRENT MONTH	%	YEAR TO DATE	%			
<b>REVENUES</b>										
4004 INTERGOVERNMENTAL REVENUE	103,137.91	219,908.76	15	101,607.98	7	202,532.07	13	0.00	1,557,508.00	1,354,975.93
<b>TOTAL REVENUES</b>	<b>103,137.91</b>	<b>219,908.76</b>	<b>15</b>	<b>101,607.98</b>	<b>7</b>	<b>202,532.07</b>	<b>13</b>	<b>0.00</b>	<b>1,557,508.00</b>	<b>1,354,975.93</b>
<b>EXPENDITURES</b>										
5001 SALARIES AND WAGES	88,100.42	332,512.70	21	101,141.96	6	383,562.79	23	0.00	1,677,404.00	1,293,841.21
5010 COMMODITIES	1,389.75	11,820.25	35	2,967.89	4	16,412.46	21	0.00	78,611.00	62,198.54
5020 SERVICES	18,847.65	67,898.36	32	39,953.89	19	102,117.47	47	0.00	215,510.00	113,392.53
<b>TOTAL EXPENDITURES</b>	<b>108,337.82</b>	<b>412,231.31</b>	<b>22</b>	<b>144,063.74</b>	<b>7</b>	<b>502,092.72</b>	<b>25</b>	<b>0.00</b>	<b>1,971,525.00</b>	<b>1,469,432.28</b>
<b>OTHER FINANCING SOURCES (USES)</b>										
<b>TOTAL OTHER FINANCING SOURCES (USES)</b>	<b>0.00</b>	<b>0.00</b>		<b>0.00</b>		<b>0.00</b>		<b>0.00</b>	<b>0.00</b>	<b>0.00</b>
<b>NET CHANGE IN FUND BALANCE</b>	<b>-5,199.91</b>	<b>-192,322.55</b>		<b>-42,455.76</b>		<b>-299,560.65</b>		<b>0.00</b>	<b>-414,017.00</b>	<b>-114,456.35</b>



**FUND DEPT 1080-052 : GENERAL CORPORATE - COURT SERVICES -PROBATION**

5/11/2023 9:47:22 AM

**PERIOD ENDING 4/30/2023**

	ACTUAL LAST YEAR			ACTUAL THIS YEAR				ENCUMBRANCE	BUDGET	UNENCUMBERED BALANCE
	CURRENT MONTH	YEAR TO DATE	%	CURRENT MONTH	%	YEAR TO DATE	%			
<b>REVENUES</b>										
4004 INTERGOVERNMENTAL REVENUE	77,447.07	153,834.14	16	93,661.70	9	175,045.42	18	0.00	988,271.00	813,225.58
<b>TOTAL REVENUES</b>	<b>77,447.07</b>	<b>153,834.14</b>	<b>16</b>	<b>93,661.70</b>	<b>9</b>	<b>175,045.42</b>	<b>18</b>	<b>0.00</b>	<b>988,271.00</b>	<b>813,225.58</b>
<b>EXPENDITURES</b>										
5001 SALARIES AND WAGES	122,936.96	461,379.78	27	139,020.78	8	558,168.87	31	0.00	1,825,603.00	1,267,434.13
5010 COMMODITIES	1,387.70	3,523.23	20	2,300.37	12	3,976.07	22	0.00	18,455.00	14,478.93
5020 SERVICES	855.31	1,690.20	18	185.62	2	1,050.20	11	0.00	9,600.00	8,549.80
<b>TOTAL EXPENDITURES</b>	<b>125,179.97</b>	<b>466,593.21</b>	<b>27</b>	<b>141,506.77</b>	<b>8</b>	<b>563,195.14</b>	<b>30</b>	<b>0.00</b>	<b>1,853,658.00</b>	<b>1,290,462.86</b>
<b>OTHER FINANCING SOURCES (USES)</b>										
<b>TOTAL OTHER FINANCING SOURCES (USES)</b>	<b>0.00</b>	<b>0.00</b>		<b>0.00</b>		<b>0.00</b>		<b>0.00</b>	<b>0.00</b>	<b>0.00</b>
<b>NET CHANGE IN FUND BALANCE</b>	<b>-47,732.90</b>	<b>-312,759.07</b>		<b>-47,845.07</b>		<b>-388,149.72</b>		<b>0.00</b>	<b>-865,387.00</b>	<b>-477,237.28</b>



**FUND DEPT 1080-057 : GENERAL CORPORATE - DEPUTY SHERIFF MERIT COMM**

5/11/2023 9:47:22 AM

**PERIOD ENDING 4/30/2023**

	ACTUAL LAST YEAR			ACTUAL THIS YEAR				ENCUMBRANCE	BUDGET	UNENCUMBERED BALANCE
	CURRENT MONTH	YEAR TO DATE	%	CURRENT MONTH	%	YEAR TO DATE	%			
<b>REVENUES</b>										
<b>TOTAL REVENUES</b>	<b>0.00</b>	<b>0.00</b>	<b>0</b>	<b>0.00</b>	<b>0</b>	<b>0.00</b>	<b>0</b>	<b>0.00</b>	<b>0.00</b>	<b>0.00</b>
<b>EXPENDITURES</b>										
5001 SALARIES AND WAGES	0.00	90.00	9	0.00	0	0.00	0	0.00	950.00	950.00
5010 COMMODITIES	0.00	0.00	0	0.00	0	0.00	0	0.00	300.00	300.00
5020 SERVICES	5,297.21	6,008.42	34	2,846.11	11	8,927.11	34	0.00	25,910.00	16,982.89
<b>TOTAL EXPENDITURES</b>	<b>5,297.21</b>	<b>6,098.42</b>	<b>32</b>	<b>2,846.11</b>	<b>10</b>	<b>8,927.11</b>	<b>33</b>	<b>0.00</b>	<b>27,160.00</b>	<b>18,232.89</b>
<b>NET CHANGE IN FUND BALANCE</b>	<b>-5,297.21</b>	<b>-6,098.42</b>		<b>-2,846.11</b>		<b>-8,927.11</b>		<b>0.00</b>	<b>-27,160.00</b>	<b>-18,232.89</b>



**FUND DEPT 1080-059 : GENERAL CORPORATE - FACILITIES PLANNING**

5/11/2023 9:47:22 AM

**PERIOD ENDING 4/30/2023**

	ACTUAL LAST YEAR			ACTUAL THIS YEAR				ENCUMBRANCE	BUDGET	UNENCUMBERED BALANCE
	CURRENT MONTH	YEAR TO DATE	%	CURRENT MONTH	%	YEAR TO DATE	%			
<b>EXPENDITURES</b>										
<b>TOTAL EXPENDITURES</b>	0.00	0.00	0	0.00	0	0.00	0	0.00	0.00	0.00
<b>NET CHANGE IN FUND BALANCE</b>	0.00	0.00		0.00		0.00		0.00	0.00	0.00





PERIOD ENDING 4/30/2023

	ACTUAL LAST YEAR			ACTUAL THIS YEAR				ENCUMBRANCE	BUDGET	UNENCUMBERED BALANCE
	CURRENT MONTH	YEAR TO DATE	%	CURRENT MONTH	%	YEAR TO DATE	%			
<b>REVENUES</b>										
4007 CHARGES FOR SERVICES	4,916.73	7,747.43	13	814.07	1	814.07	1	0.00	59,000.00	58,185.93
4009 MISCELLANEOUS REVENUES	6,846.48	9,464.30	28	0.00	0	1,964.75	0	0.00	0.00	-1,964.75
4010 RENTS AND ROYALTIES	433,176.43	507,037.67	57	38,092.53	5	328,333.92	40	0.00	824,084.00	495,750.08
<b>TOTAL REVENUES</b>	<b>444,939.64</b>	<b>524,249.40</b>	<b>53</b>	<b>38,906.60</b>	<b>4</b>	<b>331,112.74</b>	<b>37</b>	<b>0.00</b>	<b>883,084.00</b>	<b>551,971.26</b>
<b>EXPENDITURES</b>										
5001 SALARIES AND WAGES	76,369.94	291,796.38	29	81,752.63	7	307,748.28	28	0.00	1,114,032.00	806,283.72
5010 COMMODITIES	13,542.32	53,607.77	45	6,437.15	5	39,718.94	31	0.00	128,919.00	89,200.06
5020 SERVICES	62,648.99	218,609.39	13	63,601.30	6	281,609.75	26	0.00	1,063,591.00	781,981.25
5050 INTEREST AND FISCAL CHARGES	0.00	0.00	0	0.00	0	0.00	0	0.00	181,213.00	181,213.00
<b>TOTAL EXPENDITURES</b>	<b>152,561.25</b>	<b>564,013.54</b>	<b>18</b>	<b>151,791.08</b>	<b>6</b>	<b>629,076.97</b>	<b>25</b>	<b>0.00</b>	<b>2,487,755.00</b>	<b>1,858,678.03</b>
<b>OTHER FINANCING SOURCES (USES)</b>										
7001 OTHER FINANCING USES	0.00	0.00	0	0.00	0	0.00	0	0.00	-2,010,000.00	-2,010,000.00
<b>TOTAL OTHER FINANCING SOURCES (USES)</b>	<b>0.00</b>	<b>0.00</b>		<b>0.00</b>		<b>0.00</b>		<b>0.00</b>	<b>-2,010,000.00</b>	<b>-2,010,000.00</b>
<b>NET CHANGE IN FUND BALANCE</b>	<b>292,378.39</b>	<b>-39,764.14</b>		<b>-112,884.48</b>		<b>-297,964.23</b>		<b>0.00</b>	<b>-3,614,671.00</b>	<b>-3,316,706.77</b>



**FUND DEPT 1080-072 : GENERAL CORPORATE - ADA COMPLIANCE**

5/11/2023 9:47:22 AM

**PERIOD ENDING 4/30/2023**

	ACTUAL LAST YEAR			ACTUAL THIS YEAR				ENCUMBRANCE	BUDGET	UNENCUMBERED BALANCE
	CURRENT MONTH	YEAR TO DATE	%	CURRENT MONTH	%	YEAR TO DATE	%			
<b>EXPENDITURES</b>										
<b>TOTAL EXPENDITURES</b>	0.00	0.00	0	0.00	0	0.00	0	0.00	0.00	0.00
<b>NET CHANGE IN FUND BALANCE</b>	0.00	0.00		0.00		0.00		0.00	0.00	0.00



FUND DEPT 1080-075 : GENERAL CORPORATE - GENERAL COUNTY

5/11/2023 9:47:22 AM

PERIOD ENDING 4/30/2023

	ACTUAL LAST YEAR			ACTUAL THIS YEAR				ENCUMBRANCE	BUDGET	UNENCUMBERED BALANCE
	CURRENT MONTH	YEAR TO DATE	%	CURRENT MONTH	%	YEAR TO DATE	%			
<b>REVENUES</b>										
4001 PROPERTY TAX	0.00	0.00	0	0.00	0	0.00	0	0.00	16,618,524.00	16,618,524.00
4002 LOCAL SALES TAX	3,296.72	3,296.72	6	2,126.60	6	4,229.68	12	0.00	34,000.00	29,770.32
4003 OTHER TAXES	2,422.09	2,422.09	24	3,224.16	9	8,306.01	24	0.00	35,000.00	26,693.99
4004 INTERGOVERNMENTAL REVENUE	3,799,475.76	3,817,572.91	25	1,501,531.20	9	3,625,539.33	21	0.00	17,352,201.00	13,726,661.67
4007 CHARGES FOR SERVICES	0.00	0.00	0	900.00	3	2,460.00	8	0.00	30,000.00	27,540.00
4008 INVESTMENT EARNINGS	2,723.47	6,687.33	67	0.00	0	25,930.20	65	0.00	40,000.00	14,069.80
4009 MISCELLANEOUS REVENUES	800.00	800.00	0	0.00	0	0.00	0	0.00	0.00	0.00
<b>TOTAL REVENUES</b>	<b>3,808,718.04</b>	<b>3,830,779.05</b>	<b>13</b>	<b>1,507,781.96</b>	<b>4</b>	<b>3,666,465.22</b>	<b>11</b>	<b>0.00</b>	<b>34,109,725.00</b>	<b>30,443,259.78</b>
<b>EXPENDITURES</b>										
5003 FRINGE BENEFITS	254,107.74	761,166.34	23	250,744.63	7	983,937.40	27	0.00	3,702,654.00	2,718,716.60
5009 GEN GOV - FINANCIAL ADMIN	0.00	0.00	0	0.00	0	0.00	0	0.00	-487,000.00	-487,000.00
5020 SERVICES	23,610.00	115,620.00	18	12,168.50	1	108,474.19	12	0.00	876,431.00	767,956.81
5050 INTEREST AND FISCAL CHARGES	0.00	0.00	0	0.00	0	0.00	0	0.00	2,000.00	2,000.00
<b>TOTAL EXPENDITURES</b>	<b>277,717.74</b>	<b>876,786.34</b>	<b>22</b>	<b>262,913.13</b>	<b>6</b>	<b>1,092,411.59</b>	<b>27</b>	<b>0.00</b>	<b>4,094,085.00</b>	<b>3,001,673.41</b>
<b>OTHER FINANCING SOURCES (USES)</b>										
6001 OTHER FINANCING SOURCES	0.00	0.00	0	0.00	0	0.00	0	0.00	109,702.00	109,702.00
7001 OTHER FINANCING USES	0.00	0.00	0	0.00	0	0.00	0	0.00	-2,091,363.00	-2,091,363.00
<b>TOTAL OTHER FINANCING SOURCES (USES)</b>	<b>0.00</b>	<b>0.00</b>		<b>0.00</b>		<b>0.00</b>		<b>0.00</b>	<b>-1,981,661.00</b>	<b>-1,981,661.00</b>
<b>NET CHANGE IN FUND BALANCE</b>	<b>3,531,000.30</b>	<b>2,953,992.71</b>		<b>1,244,868.83</b>		<b>2,574,053.63</b>		<b>0.00</b>	<b>28,033,979.00</b>	<b>25,459,925.37</b>



FUND DEPT 1080-077 : GENERAL CORPORATE - ZONING AND ENFORCE (P&Z)

5/11/2023 9:47:22 AM

PERIOD ENDING 4/30/2023

	ACTUAL LAST YEAR			ACTUAL THIS YEAR				ENCUMBRANCE	BUDGET	UNENCUMBERED BALANCE
	CURRENT MONTH	YEAR TO DATE	%	CURRENT MONTH	%	YEAR TO DATE	%			
<b>REVENUES</b>										
4006 LICENSES AND PERMITS	1,498.00	8,275.00	4	11,525.00	5	18,848.00	9	0.00	217,006.00	198,158.00
4007 CHARGES FOR SERVICES	2,220.00	2,520.00	20	2,975.00	35	8,885.00	105	0.00	8,461.00	-424.00
<b>TOTAL REVENUES</b>	<b>3,718.00</b>	<b>10,795.00</b>	<b>5</b>	<b>14,500.00</b>	<b>6</b>	<b>27,733.00</b>	<b>12</b>	<b>0.00</b>	<b>225,467.00</b>	<b>197,734.00</b>
<b>EXPENDITURES</b>										
5001 SALARIES AND WAGES	31,533.53	121,874.77	24	28,909.95	6	108,378.72	21	0.00	505,745.00	397,366.28
5010 COMMODITIES	446.80	2,249.72	46	115.49	2	2,496.71	49	0.00	5,125.00	2,628.29
5020 SERVICES	1,146.04	2,478.51	12	200.82	1	3,784.52	18	0.00	20,727.00	16,942.48
<b>TOTAL EXPENDITURES</b>	<b>33,126.37</b>	<b>126,603.00</b>	<b>24</b>	<b>29,226.26</b>	<b>5</b>	<b>114,659.95</b>	<b>22</b>	<b>0.00</b>	<b>531,597.00</b>	<b>416,937.05</b>
<b>NET CHANGE IN FUND BALANCE</b>	<b>-29,408.37</b>	<b>-115,808.00</b>		<b>-14,726.26</b>		<b>-86,926.95</b>		<b>0.00</b>	<b>-306,130.00</b>	<b>-219,203.05</b>



**FUND DEPT 1080-124 : GENERAL CORPORATE - REGIONAL OFFICE EDUCATION**

5/11/2023 9:47:22 AM

**PERIOD ENDING 4/30/2023**

	ACTUAL LAST YEAR			ACTUAL THIS YEAR				ENCUMBRANCE	BUDGET	UNENCUMBERED BALANCE
	CURRENT MONTH	YEAR TO DATE	%	CURRENT MONTH	%	YEAR TO DATE	%			
<b>EXPENDITURES</b>										
5020 SERVICES	0.00	78,074.04	33	0.00	0	80,273.44	33	0.00	240,821.00	160,547.56
<b>TOTAL EXPENDITURES</b>	<b>0.00</b>	<b>78,074.04</b>	<b>33</b>	<b>0.00</b>	<b>0</b>	<b>80,273.44</b>	<b>33</b>	<b>0.00</b>	<b>240,821.00</b>	<b>160,547.56</b>
<b>NET CHANGE IN FUND BALANCE</b>	<b>0.00</b>	<b>-78,074.04</b>		<b>0.00</b>		<b>-80,273.44</b>		<b>0.00</b>	<b>-240,821.00</b>	<b>-160,547.56</b>



**FUND DEPT 1080-127 : GENERAL CORPORATE - VETERANS ASSISTNC COMMSN**

5/11/2023 9:47:22 AM

**PERIOD ENDING 4/30/2023**

	ACTUAL LAST YEAR			ACTUAL THIS YEAR				ENCUMBRANCE	BUDGET	UNENCUMBERED BALANCE
	CURRENT MONTH	YEAR TO DATE	%	CURRENT MONTH	%	YEAR TO DATE	%			
<b>REVENUES</b>										
<b>TOTAL REVENUES</b>	<b>0.00</b>	<b>0.00</b>	<b>0</b>	<b>0.00</b>	<b>0</b>	<b>0.00</b>	<b>0</b>	<b>0.00</b>	<b>0.00</b>	<b>0.00</b>
<b>EXPENDITURES</b>										
5001 SALARIES AND WAGES	3,680.64	13,572.36	28	3,864.96	10	14,493.60	38	0.00	38,156.00	23,662.40
5020 SERVICES	7,649.00	29,834.00	34	6,200.00	8	27,789.00	34	0.00	81,699.00	53,910.00
<b>TOTAL EXPENDITURES</b>	<b>11,329.64</b>	<b>43,406.36</b>	<b>32</b>	<b>10,064.96</b>	<b>8</b>	<b>42,282.60</b>	<b>35</b>	<b>0.00</b>	<b>119,855.00</b>	<b>77,572.40</b>
<b>NET CHANGE IN FUND BALANCE</b>	<b>-11,329.64</b>	<b>-43,406.36</b>		<b>-10,064.96</b>		<b>-42,282.60</b>		<b>0.00</b>	<b>-119,855.00</b>	<b>-77,572.40</b>



PERIOD ENDING 4/30/2023

	ACTUAL LAST YEAR			ACTUAL THIS YEAR				ENCUMBRANCE	BUDGET	UNENCUMBERED BALANCE
	CURRENT MONTH	YEAR TO DATE	%	CURRENT MONTH	%	YEAR TO DATE	%			
<b>REVENUES</b>										
4004 INTERGOVERNMENTAL REVENUE	0.00	0.00	0	0.00	0	4,767.00	40	0.00	12,000.00	7,233.00
<b>TOTAL REVENUES</b>	<b>0.00</b>	<b>0.00</b>	<b>0</b>	<b>0.00</b>	<b>0</b>	<b>4,767.00</b>	<b>40</b>	<b>0.00</b>	<b>12,000.00</b>	<b>7,233.00</b>
<b>EXPENDITURES</b>										
5001 SALARIES AND WAGES	0.00	0.00	0	0.00	0	0.00	0	0.00	12,000.00	12,000.00
<b>TOTAL EXPENDITURES</b>	<b>0.00</b>	<b>0.00</b>	<b>0</b>	<b>0.00</b>	<b>0</b>	<b>0.00</b>	<b>0</b>	<b>0.00</b>	<b>12,000.00</b>	<b>12,000.00</b>
<b>OTHER FINANCING SOURCES (USES)</b>										
<b>TOTAL OTHER FINANCING SOURCES (USES)</b>	<b>0.00</b>	<b>0.00</b>		<b>0.00</b>		<b>0.00</b>		<b>0.00</b>	<b>0.00</b>	<b>0.00</b>
<b>NET CHANGE IN FUND BALANCE</b>	<b>0.00</b>	<b>0.00</b>		<b>0.00</b>		<b>4,767.00</b>		<b>0.00</b>	<b>0.00</b>	<b>-4,767.00</b>



FUND DEPT 1080-140 : GENERAL CORPORATE - CORRECTIONAL CENTER

5/11/2023 9:47:22 AM

PERIOD ENDING 4/30/2023

	ACTUAL LAST YEAR			ACTUAL THIS YEAR				ENCUMBRANCE	BUDGET	UNENCUMBERED BALANCE
	CURRENT MONTH	YEAR TO DATE	%	CURRENT MONTH	%	YEAR TO DATE	%			
<b>REVENUES</b>										
4004 INTERGOVERNMENTAL REVENUE	0.00	200,135.00	64	27,423.00	28	28,172.00	29	0.00	96,340.00	68,168.00
4007 CHARGES FOR SERVICES	33,080.24	85,976.05	20	8,899.20	3	64,882.50	19	0.00	350,000.00	285,117.50
4009 MISCELLANEOUS REVENUES	0.00	2,400.00	11	5.00	0	7,278.76	14	0.00	53,000.00	45,721.24
<b>TOTAL REVENUES</b>	<b>33,080.24</b>	<b>288,511.05</b>	<b>38</b>	<b>36,327.20</b>	<b>7</b>	<b>100,333.26</b>	<b>20</b>	<b>0.00</b>	<b>499,340.00</b>	<b>399,006.74</b>
<b>EXPENDITURES</b>										
5001 SALARIES AND WAGES	243,731.78	913,277.05	29	245,182.84	7	946,765.22	26	0.00	3,679,833.00	2,733,067.78
5002 LAW ENFORCEMENT SALARIES	152,449.96	577,632.60	27	101,379.77	6	379,295.42	24	0.00	1,607,371.00	1,228,075.58
5003 FRINGE BENEFITS	272.00	272.00	69	0.00	0	0.00	0	0.00	0.00	0.00
5010 COMMODITIES	25,626.61	67,613.47	25	97,431.81	17	231,591.81	39	0.00	588,813.48	357,221.67
5020 SERVICES	268,259.62	833,648.07	32	474,400.92	11	1,465,878.96	33	0.00	4,395,904.52	2,930,025.56
<b>TOTAL EXPENDITURES</b>	<b>690,339.97</b>	<b>2,392,443.19</b>	<b>29</b>	<b>918,395.34</b>	<b>9</b>	<b>3,023,531.41</b>	<b>29</b>	<b>0.00</b>	<b>10,271,922.00</b>	<b>7,248,390.59</b>
<b>OTHER FINANCING SOURCES (USES)</b>										
6001 OTHER FINANCING SOURCES	0.00	0.00	0	0.00	0	0.00	0	0.00	1,419,251.00	1,419,251.00
<b>TOTAL OTHER FINANCING SOURCES (USES)</b>	<b>0.00</b>	<b>0.00</b>		<b>0.00</b>		<b>0.00</b>		<b>0.00</b>	<b>1,419,251.00</b>	<b>1,419,251.00</b>
<b>NET CHANGE IN FUND BALANCE</b>	<b>-657,259.73</b>	<b>-2,103,932.14</b>		<b>-882,068.14</b>		<b>-2,923,198.15</b>		<b>0.00</b>	<b>-8,353,331.00</b>	<b>-5,430,132.85</b>






FUND DEPT 1080-141 : GENERAL CORPORATE - STS ATTY SUPPORT ENFORCE

5/11/2023 9:47:22 AM

PERIOD ENDING 4/30/2023

	ACTUAL LAST YEAR			ACTUAL THIS YEAR				ENCUMBRANCE	BUDGET	UNENCUMBERED BALANCE
	CURRENT MONTH	YEAR TO DATE	%	CURRENT MONTH	%	YEAR TO DATE	%			
<b>REVENUES</b>										
4004 INTERGOVERNMENTAL REVENUE	25,436.29	25,436.29	8	0.00	0	19,362.95	6	0.00	331,315.00	311,952.05
<b>TOTAL REVENUES</b>	<b>25,436.29</b>	<b>25,436.29</b>	<b>8</b>	<b>0.00</b>	<b>0</b>	<b>19,362.95</b>	<b>6</b>	<b>0.00</b>	<b>331,315.00</b>	<b>311,952.05</b>
<b>EXPENDITURES</b>										
5001 SALARIES AND WAGES	18,397.63	68,991.16	30	15,603.36	6	64,773.39	24	0.00	265,812.00	201,038.61
5003 FRINGE BENEFITS	7,710.11	21,430.18	24	6,136.59	7	23,660.77	26	0.00	90,244.00	66,583.23
5010 COMMODITIES	87.70	564.57	6	160.08	2	448.65	4	0.00	10,500.00	10,051.35
5020 SERVICES	899.30	1,143.65	4	633.18	2	787.62	3	0.00	27,900.00	27,112.38
<b>TOTAL EXPENDITURES</b>	<b>27,094.74</b>	<b>92,129.56</b>	<b>26</b>	<b>22,533.21</b>	<b>6</b>	<b>89,670.43</b>	<b>23</b>	<b>0.00</b>	<b>394,456.00</b>	<b>304,785.57</b>
<b>NET CHANGE IN FUND BALANCE</b>	<b>-1,658.45</b>	<b>-66,693.27</b>		<b>-22,533.21</b>		<b>-70,307.48</b>		<b>0.00</b>	<b>-63,141.00</b>	<b>7,166.48</b>



PERIOD ENDING 4/30/2023

	ACTUAL LAST YEAR			ACTUAL THIS YEAR				ENCUMBRANCE	BUDGET	UNENCUMBERED BALANCE
	CURRENT MONTH	YEAR TO DATE	%	CURRENT MONTH	%	YEAR TO DATE	%			
<b>REVENUES</b>										
4004 INTERGOVERNMENTAL REVENUE	1,170,204.50	5,187,928.12	18	3,283,256.27	11	7,489,118.33	24	0.00	30,698,020.00	23,208,901.67
4007 CHARGES FOR SERVICES	126,601.69	279,986.28	16	40,592.83	2	210,360.19	11	0.00	1,926,700.00	1,716,339.81
4008 INVESTMENT EARNINGS	975.25	1,790.35	36	13.05	0	11,157.48	219	0.00	5,100.00	-6,057.48
4009 MISCELLANEOUS REVENUES	0.00	0.00	0	0.00	0	19,371.79	22	0.00	86,500.00	67,128.21
<b>TOTAL REVENUES</b>	<b>1,297,781.44</b>	<b>5,469,704.75</b>	<b>18</b>	<b>3,323,862.15</b>	<b>10</b>	<b>7,730,007.79</b>	<b>24</b>	<b>0.00</b>	<b>32,716,320.00</b>	<b>24,986,312.21</b>
<b>EXPENDITURES</b>										
5001 SALARIES AND WAGES	428,657.82	1,602,735.45	21	497,128.11	6	1,792,518.33	22	0.00	8,018,534.00	6,226,015.67
5003 FRINGE BENEFITS	149,498.60	406,306.87	24	146,629.40	8	502,361.24	28	0.00	1,811,445.00	1,309,083.76
5010 COMMODITIES	8,046.20	39,694.34	12	18,110.43	4	66,020.78	16	0.00	422,287.00	356,266.22
5020 SERVICES	911,049.59	4,296,092.00	21	2,924,742.01	13	6,934,664.85	31	17,949.25	22,162,376.00	15,209,761.90
8000 CAPITAL OUTLAY	0.00	0.00	0	500.00	0	500.00	0	27,218.26	220,000.00	192,281.74
<b>TOTAL EXPENDITURES</b>	<b>1,497,252.21</b>	<b>6,344,828.66</b>	<b>21</b>	<b>3,587,109.95</b>	<b>11</b>	<b>9,296,065.20</b>	<b>28</b>	<b>45,167.51</b>	<b>32,634,642.00</b>	<b>23,293,409.29</b>
<b>OTHER FINANCING SOURCES (USES)</b>										
6001 OTHER FINANCING SOURCES	38,472.34	54,655.90	12	14,519.35	3	51,421.55	12	0.00	443,693.00	392,271.45
7001 OTHER FINANCING USES	-38,472.34	-53,474.04	17	-14,519.35	5	-51,421.55	16	0.00	-320,715.00	-269,293.45
<b>TOTAL OTHER FINANCING SOURCES (USES)</b>	<b>0.00</b>	<b>1,181.86</b>		<b>0.00</b>		<b>0.00</b>		<b>0.00</b>	<b>122,978.00</b>	<b>122,978.00</b>
<b>NET CHANGE IN FUND BALANCE</b>	<b>-199,470.77</b>	<b>-873,942.05</b>		<b>-263,247.80</b>		<b>-1,566,057.41</b>		<b>-45,167.51</b>	<b>204,656.00</b>	<b>1,815,880.92</b>



**FUND DEPT 2076-011 : TORT IMMUNITY TAX FUND - SOLID WASTE MGMT**

5/11/2023 9:47:22 AM

**PERIOD ENDING 4/30/2023**

	ACTUAL LAST YEAR			ACTUAL THIS YEAR				ENCUMBRANCE	BUDGET	UNENCUMBERED BALANCE
	CURRENT MONTH	YEAR TO DATE	%	CURRENT MONTH	%	YEAR TO DATE	%			
<b>EXPENDITURES</b>										
<b>TOTAL EXPENDITURES</b>	0.00	0.00	0	0.00	0	0.00	0	0.00	0.00	0.00
<b>NET CHANGE IN FUND BALANCE</b>	0.00	0.00		0.00		0.00		0.00	0.00	0.00



FUND DEPT 2076-075 : TORT IMMUNITY TAX FUND - GENERAL COUNTY

5/11/2023 9:47:22 AM

PERIOD ENDING 4/30/2023

	ACTUAL LAST YEAR			ACTUAL THIS YEAR				ENCUMBRANCE	BUDGET	UNENCUMBERED BALANCE
	CURRENT MONTH	YEAR TO DATE	%	CURRENT MONTH	%	YEAR TO DATE	%			
<b>REVENUES</b>										
4001 PROPERTY TAX	0.00	0.00	0	0.00	0	0.00	0	0.00	2,720,758.00	2,720,758.00
4008 INVESTMENT EARNINGS	0.00	0.00	0	0.00	0	7,865.01	0	0.00	0.00	-7,865.01
<b>TOTAL REVENUES</b>	<b>0.00</b>	<b>0.00</b>	<b>0</b>	<b>0.00</b>	<b>0</b>	<b>7,865.01</b>	<b>0</b>	<b>0.00</b>	<b>2,720,758.00</b>	<b>2,712,892.99</b>
<b>EXPENDITURES</b>										
5003 FRINGE BENEFITS	77,389.56	231,849.41	21	90,044.45	8	305,112.68	26	0.00	1,165,000.00	859,887.32
5020 SERVICES	0.00	0.00	0	0.00	0	0.00	0	0.00	1,433,376.00	1,433,376.00
<b>TOTAL EXPENDITURES</b>	<b>77,389.56</b>	<b>231,849.41</b>	<b>10</b>	<b>90,044.45</b>	<b>3</b>	<b>305,112.68</b>	<b>12</b>	<b>0.00</b>	<b>2,598,376.00</b>	<b>2,293,263.32</b>
<b>OTHER FINANCING SOURCES (USES)</b>										
<b>TOTAL OTHER FINANCING SOURCES (USES)</b>	<b>0.00</b>	<b>0.00</b>		<b>0.00</b>		<b>0.00</b>		<b>0.00</b>	<b>0.00</b>	<b>0.00</b>
<b>NET CHANGE IN FUND BALANCE</b>	<b>-77,389.56</b>	<b>-231,849.41</b>		<b>-90,044.45</b>		<b>-297,247.67</b>		<b>0.00</b>	<b>122,382.00</b>	<b>419,629.67</b>



FUND DEPT 2083-060 : COUNTY HIGHWAY - HIGHWAY

5/11/2023 9:47:22 AM

PERIOD ENDING 4/30/2023

	ACTUAL LAST YEAR			ACTUAL THIS YEAR				ENCUMBRANCE	BUDGET	UNENCUMBERED BALANCE
	CURRENT MONTH	YEAR TO DATE	%	CURRENT MONTH	%	YEAR TO DATE	%			
<b>REVENUES</b>										
4001 PROPERTY TAX	0.00	0.00	0	0.00	0	0.00	0	0.00	3,169,214.00	3,169,214.00
4004 INTERGOVERNMENTAL REVENUE	0.00	-5,412.19	-2	0.00	0	0.00	0	0.00	250,000.00	250,000.00
4007 CHARGES FOR SERVICES	11,469.22	18,892.36	3	2,503.36	0	17,511.31	3	0.00	555,000.00	537,488.69
4008 INVESTMENT EARNINGS	566.76	1,488.86	50	0.00	0	25,893.37	647	0.00	4,000.00	-21,893.37
4009 MISCELLANEOUS REVENUES	100.00	500.40	0	0.00	0	1,087.15	0	0.00	0.00	-1,087.15
<b>TOTAL REVENUES</b>	<b>12,135.98</b>	<b>15,469.43</b>	<b>0</b>	<b>2,503.36</b>	<b>0</b>	<b>44,491.83</b>	<b>1</b>	<b>0.00</b>	<b>3,978,214.00</b>	<b>3,933,722.17</b>
<b>EXPENDITURES</b>										
5001 SALARIES AND WAGES	104,928.99	425,092.96	27	123,879.64	7	457,346.38	28	0.00	1,660,925.00	1,203,578.62
5003 FRINGE BENEFITS	42,413.83	121,512.09	22	36,157.38	7	146,334.60	27	0.00	546,447.00	400,112.40
5010 COMMODITIES	17,017.24	70,912.97	30	13,762.44	4	55,496.33	18	0.00	307,300.00	251,803.67
5020 SERVICES	27,302.56	174,920.93	28	25,048.34	4	157,946.51	23	0.00	682,072.00	524,125.49
8000 CAPITAL OUTLAY	0.00	15,888.43	2	535,848.00	74	572,336.50	79	31,526.48	726,941.00	123,078.02
<b>TOTAL EXPENDITURES</b>	<b>191,662.62</b>	<b>808,327.38</b>	<b>22</b>	<b>734,695.80</b>	<b>19</b>	<b>1,389,460.32</b>	<b>35</b>	<b>31,526.48</b>	<b>3,923,685.00</b>	<b>2,502,698.20</b>
<b>OTHER FINANCING SOURCES (USES)</b>										
6001 OTHER FINANCING SOURCES	0.00	0.00	0	0.00	0	0.00	0	0.00	48,000.00	48,000.00
7001 OTHER FINANCING USES	0.00	0.00	0	0.00	0	-120,000.00	100	0.00	-120,000.00	0.00
<b>TOTAL OTHER FINANCING SOURCES (USES)</b>	<b>0.00</b>	<b>0.00</b>		<b>0.00</b>		<b>-120,000.00</b>		<b>0.00</b>	<b>-72,000.00</b>	<b>48,000.00</b>
<b>NET CHANGE IN FUND BALANCE</b>	<b>-179,526.64</b>	<b>-792,857.95</b>		<b>-732,192.44</b>		<b>-1,464,968.49</b>		<b>-31,526.48</b>	<b>-17,471.00</b>	<b>1,479,023.97</b>



**FUND DEPT 2083-062 : COUNTY HIGHWAY - HIGHWAY BUILDING CAPITAL**

5/11/2023 9:47:22 AM

**PERIOD ENDING 4/30/2023**

	ACTUAL LAST YEAR			ACTUAL THIS YEAR				ENCUMBRANCE	BUDGET	UNENCUMBERED BALANCE
	CURRENT MONTH	YEAR TO DATE	%	CURRENT MONTH	%	YEAR TO DATE	%			
<b>REVENUES</b>										
<b>TOTAL REVENUES</b>	<b>0.00</b>	<b>0.00</b>	<b>0</b>	<b>0.00</b>	<b>0</b>	<b>0.00</b>	<b>0</b>	<b>0.00</b>	<b>0.00</b>	<b>0.00</b>
<b>EXPENDITURES</b>										
5020 SERVICES	0.00	0.00	0	0.00	0	0.00	0	0.00	100,000.00	100,000.00
<b>TOTAL EXPENDITURES</b>	<b>0.00</b>	<b>0.00</b>	<b>0</b>	<b>0.00</b>	<b>0</b>	<b>0.00</b>	<b>0</b>	<b>0.00</b>	<b>100,000.00</b>	<b>100,000.00</b>
<b>OTHER FINANCING SOURCES (USES)</b>										
6001 OTHER FINANCING SOURCES	0.00	0.00	0	0.00	0	120,000.00	100	0.00	120,000.00	0.00
<b>TOTAL OTHER FINANCING SOURCES (USES)</b>	<b>0.00</b>	<b>0.00</b>		<b>0.00</b>		<b>120,000.00</b>		<b>0.00</b>	<b>120,000.00</b>	<b>0.00</b>
<b>NET CHANGE IN FUND BALANCE</b>	<b>0.00</b>	<b>0.00</b>		<b>0.00</b>		<b>120,000.00</b>		<b>0.00</b>	<b>20,000.00</b>	<b>-100,000.00</b>



FUND DEPT 2084-060 : COUNTY BRIDGE - HIGHWAY

5/11/2023 9:47:22 AM

PERIOD ENDING 4/30/2023

	ACTUAL LAST YEAR			ACTUAL THIS YEAR				ENCUMBRANCE	BUDGET	UNENCUMBERED BALANCE
	CURRENT MONTH	YEAR TO DATE	%	CURRENT MONTH	%	YEAR TO DATE	%			
<b>REVENUES</b>										
4001 PROPERTY TAX	0.00	0.00	0	0.00	0	0.00	0	0.00	1,589,543.00	1,589,543.00
4004 INTERGOVERNMENTAL REVENUE	0.00	90,367.43	181	0.00	0	0.00	0	0.00	5,000.00	5,000.00
4008 INVESTMENT EARNINGS	414.39	1,020.78	51	0.00	0	15,531.48	155 3	0.00	1,000.00	-14,531.48
<b>TOTAL REVENUES</b>	<b>414.39</b>	<b>91,388.21</b>	<b>6</b>	<b>0.00</b>	<b>0</b>	<b>15,531.48</b>	<b>1</b>	<b>0.00</b>	<b>1,595,543.00</b>	<b>1,580,011.52</b>
<b>EXPENDITURES</b>										
5020 SERVICES	32,026.61	40,440.22	15	11,042.88	6	48,110.95	24	28,943.21	200,000.00	122,945.84
8000 CAPITAL OUTLAY	1,500.00	122,568.80	10	0.00	0	148,967.67	11	0.00	1,395,543.00	1,246,575.33
<b>TOTAL EXPENDITURES</b>	<b>33,526.61</b>	<b>163,009.02</b>	<b>11</b>	<b>11,042.88</b>	<b>1</b>	<b>197,078.62</b>	<b>12</b>	<b>28,943.21</b>	<b>1,595,543.00</b>	<b>1,369,521.17</b>
<b>OTHER FINANCING SOURCES (USES)</b>										
<b>TOTAL OTHER FINANCING SOURCES (USES)</b>	<b>0.00</b>	<b>0.00</b>		<b>0.00</b>		<b>0.00</b>		<b>0.00</b>	<b>0.00</b>	<b>0.00</b>
<b>NET CHANGE IN FUND BALANCE</b>	<b>-33,112.22</b>	<b>-71,620.81</b>		<b>-11,042.88</b>		<b>-181,547.14</b>		<b>-28,943.21</b>	<b>0.00</b>	<b>210,490.35</b>



**FUND DEPT 2085-060 : COUNTY MOTOR FUEL TAX - HIGHWAY**

5/11/2023 9:47:22 AM

**PERIOD ENDING 4/30/2023**

	ACTUAL LAST YEAR			ACTUAL THIS YEAR				ENCUMBRANCE	BUDGET	UNENCUMBERED BALANCE
	CURRENT MONTH	YEAR TO DATE	%	CURRENT MONTH	%	YEAR TO DATE	%			
<b>REVENUES</b>										
4004 INTERGOVERNMENTAL REVENUE	302,341.50	1,761,704.47	46	283,091.63	8	859,533.22	24	0.00	3,630,000.00	2,770,466.78
4007 CHARGES FOR SERVICES	0.00	1,093.21	0	0.00	0	0.00	0	0.00	2,000.00	2,000.00
4008 INVESTMENT EARNINGS	1,908.99	4,303.00	86	0.00	0	100,808.93	100 8	0.00	10,000.00	-90,808.93
<b>TOTAL REVENUES</b>	<b>304,250.49</b>	<b>1,767,100.68</b>	<b>46</b>	<b>283,091.63</b>	<b>8</b>	<b>960,342.15</b>	<b>26</b>	<b>0.00</b>	<b>3,642,000.00</b>	<b>2,681,657.85</b>
<b>EXPENDITURES</b>										
5001 SALARIES AND WAGES	13,549.08	54,196.42	31	13,928.08	8	55,712.32	31	0.00	180,154.00	124,441.68
5020 SERVICES	81,948.68	286,438.99	18	8,875.88	1	114,691.73	8	0.00	1,529,000.00	1,414,308.27
8000 CAPITAL OUTLAY	0.00	0.00	0	0.00	0	0.00	0	0.00	6,100,000.00	6,100,000.00
<b>TOTAL EXPENDITURES</b>	<b>95,497.76</b>	<b>340,635.41</b>	<b>16</b>	<b>22,803.96</b>	<b>0</b>	<b>170,404.05</b>	<b>2</b>	<b>0.00</b>	<b>7,809,154.00</b>	<b>7,638,749.95</b>
<b>NET CHANGE IN FUND BALANCE</b>	<b>208,752.73</b>	<b>1,426,465.27</b>		<b>260,287.67</b>		<b>789,938.10</b>		<b>0.00</b>	<b>-4,167,154.00</b>	<b>-4,957,092.10</b>





FUND DEPT 2088-044 : ILL.MUNICIPAL RETIREMENT - NURSING HOME

5/11/2023 9:47:22 AM

PERIOD ENDING 4/30/2023

	ACTUAL LAST YEAR			ACTUAL THIS YEAR				ENCUMBRANCE	BUDGET	UNENCUMBERED BALANCE
	CURRENT MONTH	YEAR TO DATE	%	CURRENT MONTH	%	YEAR TO DATE	%			
<b>EXPENDITURES</b>										
<i>TOTAL EXPENDITURES</i>	<i>0.00</i>	<i>0.00</i>	<i>0</i>	<i>0.00</i>	<i>0</i>	<i>0.00</i>	<i>0</i>	<i>0.00</i>	<i>0.00</i>	<i>0.00</i>
<b>OTHER FINANCING SOURCES (USES)</b>										
<i>TOTAL OTHER FINANCING SOURCES (USES)</i>	<i>0.00</i>	<i>0.00</i>		<i>0.00</i>		<i>0.00</i>		<i>0.00</i>	<i>0.00</i>	<i>0.00</i>
<b>NET CHANGE IN FUND BALANCE</b>	<b>0.00</b>	<b>0.00</b>		<b>0.00</b>		<b>0.00</b>		<b>0.00</b>	<b>0.00</b>	<b>0.00</b>



FUND DEPT 2088-073 : ILL.MUNICIPAL RETIREMENT - ILL.MUNICIPAL RETIREMENT

5/11/2023 9:47:22 AM

PERIOD ENDING 4/30/2023

	ACTUAL LAST YEAR			ACTUAL THIS YEAR				ENCUMBRANCE	BUDGET	UNENCUMBERED BALANCE
	CURRENT MONTH	YEAR TO DATE	%	CURRENT MONTH	%	YEAR TO DATE	%			
<b>REVENUES</b>										
4001 PROPERTY TAX	0.00	0.00	0	0.00	0	0.00	0	0.00	2,039,845.00	2,039,845.00
4004 INTERGOVERNMENTAL REVENUE	0.00	0.00	0	0.00	0	124,000.00	100	0.00	124,000.00	0.00
4008 INVESTMENT EARNINGS	0.00	203.01	24	0.00	0	11,999.76	240 0	0.00	500.00	-11,499.76
<b>TOTAL REVENUES</b>	<b>0.00</b>	<b>203.01</b>	<b>0</b>	<b>0.00</b>	<b>0</b>	<b>135,999.76</b>	<b>6</b>	<b>0.00</b>	<b>2,164,345.00</b>	<b>2,028,345.24</b>
<b>EXPENDITURES</b>										
5003 FRINGE BENEFITS	178,806.44	724,599.57	18	132,861.48	6	455,794.56	21	0.00	2,163,845.00	1,708,050.44
<b>TOTAL EXPENDITURES</b>	<b>178,806.44</b>	<b>724,599.57</b>	<b>18</b>	<b>132,861.48</b>	<b>6</b>	<b>455,794.56</b>	<b>21</b>	<b>0.00</b>	<b>2,163,845.00</b>	<b>1,708,050.44</b>
<b>OTHER FINANCING SOURCES (USES)</b>										
6001 OTHER FINANCING SOURCES	0.00	6,302.44	1	0.00	0	-0.02	0	0.00	0.00	0.02
<b>TOTAL OTHER FINANCING SOURCES (USES)</b>	<b>0.00</b>	<b>6,302.44</b>		<b>0.00</b>		<b>-0.02</b>		<b>0.00</b>	<b>0.00</b>	<b>0.02</b>
<b>NET CHANGE IN FUND BALANCE</b>	<b>-178,806.44</b>	<b>-718,094.12</b>		<b>-132,861.48</b>		<b>-319,794.82</b>		<b>0.00</b>	<b>500.00</b>	<b>320,294.82</b>



**FUND DEPT 2089-018 : COUNTY PUBLIC HEALTH FUND - C-U PUBLIC HEALTH DISTRICT**

5/11/2023 9:47:22 AM

**PERIOD ENDING 4/30/2023**

	ACTUAL LAST YEAR			ACTUAL THIS YEAR				ENCUMBRANCE	BUDGET	UNENCUMBERED BALANCE
	CURRENT MONTH	YEAR TO DATE	%	CURRENT MONTH	%	YEAR TO DATE	%			
<b>REVENUES</b>										
4001 PROPERTY TAX	0.00	2,343.80	0	0.00	0	0.00	0	0.00	831,305.00	831,305.00
<b>TOTAL REVENUES</b>	<b>0.00</b>	<b>2,343.80</b>	<b>0</b>	<b>0.00</b>	<b>0</b>	<b>0.00</b>	<b>0</b>	<b>0.00</b>	<b>831,305.00</b>	<b>831,305.00</b>
<b>EXPENDITURES</b>										
5020 SERVICES	0.00	0.00	0	1,239.58	0	1,239.58	0	0.00	832,545.00	831,305.42
<b>TOTAL EXPENDITURES</b>	<b>0.00</b>	<b>0.00</b>	<b>0</b>	<b>1,239.58</b>	<b>0</b>	<b>1,239.58</b>	<b>0</b>	<b>0.00</b>	<b>832,545.00</b>	<b>831,305.42</b>
<b>NET CHANGE IN FUND BALANCE</b>	<b>0.00</b>	<b>2,343.80</b>		<b>-1,239.58</b>		<b>-1,239.58</b>		<b>0.00</b>	<b>-1,240.00</b>	<b>-0.42</b>



FUND DEPT 2089-049 : COUNTY PUBLIC HEALTH FUND - BOARD OF HEALTH

5/11/2023 9:47:22 AM

PERIOD ENDING 4/30/2023

	ACTUAL LAST YEAR			ACTUAL THIS YEAR				ENCUMBRANCE	BUDGET	UNENCUMBERED BALANCE
	CURRENT MONTH	YEAR TO DATE	%	CURRENT MONTH	%	YEAR TO DATE	%			
<b>REVENUES</b>										
4001 PROPERTY TAX	0.00	0.00	0	0.00	0	0.00	0	0.00	670,307.00	670,307.00
4004 INTERGOVERNMENTAL REVENUE	66,831.24	553,096.04	42	8,167.08	2	64,814.32	14	0.00	459,146.00	394,331.68
4006 LICENSES AND PERMITS	3,575.00	29,539.00	21	6,707.50	5	25,007.50	19	0.00	134,128.00	109,120.50
4008 INVESTMENT EARNINGS	230.09	471.97	221	0.00	0	4,814.08	275	0.00	1,750.00	-3,064.08
4009 MISCELLANEOUS REVENUES	1,131.27	1,131.27	44	0.00	0	814.00	133	0.00	614.00	-200.00
<b>TOTAL REVENUES</b>	<b>71,767.60</b>	<b>584,238.28</b>	<b>28</b>	<b>14,874.58</b>	<b>1</b>	<b>95,449.90</b>	<b>8</b>	<b>0.00</b>	<b>1,265,945.00</b>	<b>1,170,495.10</b>
<b>EXPENDITURES</b>										
5020 SERVICES	4,166.66	170,760.86	7	78,846.90	6	170,337.99	13	0.00	1,337,945.00	1,167,607.01
<b>TOTAL EXPENDITURES</b>	<b>4,166.66</b>	<b>170,760.86</b>	<b>7</b>	<b>78,846.90</b>	<b>6</b>	<b>170,337.99</b>	<b>13</b>	<b>0.00</b>	<b>1,337,945.00</b>	<b>1,167,607.01</b>
<b>OTHER FINANCING SOURCES (USES)</b>										
<b>TOTAL OTHER FINANCING SOURCES (USES)</b>	<b>0.00</b>	<b>0.00</b>		<b>0.00</b>		<b>0.00</b>		<b>0.00</b>	<b>0.00</b>	<b>0.00</b>
<b>NET CHANGE IN FUND BALANCE</b>	<b>67,600.94</b>	<b>413,477.42</b>		<b>-63,972.32</b>		<b>-74,888.09</b>		<b>0.00</b>	<b>-72,000.00</b>	<b>2,888.09</b>



FUND DEPT 2090-053 : MENTAL HEALTH - MENTAL HEALTH BOARD

5/11/2023 9:47:22 AM

PERIOD ENDING 4/30/2023

	ACTUAL LAST YEAR			ACTUAL THIS YEAR				ENCUMBRANCE	BUDGET	UNENCUMBERED BALANCE
	CURRENT MONTH	YEAR TO DATE	%	CURRENT MONTH	%	YEAR TO DATE	%			
<b>REVENUES</b>										
4001 PROPERTY TAX	0.00	0.00	0	0.00	0	0.00	0	0.00	5,916,892.00	5,916,892.00
4004 INTERGOVERNMENTAL REVENUE	32,952.00	98,856.00	25	0.00	0	135,704.00	33	0.00	407,118.00	271,414.00
4008 INVESTMENT EARNINGS	605.94	1,530.14	77	0.00	0	20,443.46	681	0.00	3,000.00	-17,443.46
4009 MISCELLANEOUS REVENUES	100.00	38,771.00	81	350.00	1	10,306.00	25	0.00	42,000.00	31,694.00
<b>TOTAL REVENUES</b>	<b>33,657.94</b>	<b>139,157.14</b>	<b>2</b>	<b>350.00</b>	<b>0</b>	<b>166,453.46</b>	<b>3</b>	<b>0.00</b>	<b>6,369,010.00</b>	<b>6,202,556.54</b>
<b>EXPENDITURES</b>										
5001 SALARIES AND WAGES	34,425.80	131,089.55	29	36,554.18	8	137,083.32	29	0.00	480,310.00	343,226.68
5003 FRINGE BENEFITS	10,872.33	29,695.41	23	9,900.09	8	34,354.43	27	0.00	126,371.00	92,016.57
5010 COMMODITIES	476.40	810.84	6	807.83	5	2,136.10	13	0.00	15,935.00	13,798.90
5020 SERVICES	7,234.23	1,807,735.77	32	43,578.87	1	1,791,002.92	31	0.00	5,729,394.00	3,938,391.08
<b>TOTAL EXPENDITURES</b>	<b>53,008.76</b>	<b>1,969,331.57</b>	<b>31</b>	<b>90,840.97</b>	<b>1</b>	<b>1,964,576.77</b>	<b>31</b>	<b>0.00</b>	<b>6,352,010.00</b>	<b>4,387,433.23</b>
<b>OTHER FINANCING SOURCES (USES)</b>										
6001 OTHER FINANCING SOURCES	0.00	32,952.00	0	0.00	0	0.00	0	0.00	0.00	0.00
7001 OTHER FINANCING USES	0.00	0.00	0	0.00	0	0.00	0	0.00	-17,000.00	-17,000.00
<b>TOTAL OTHER FINANCING SOURCES (USES)</b>	<b>0.00</b>	<b>32,952.00</b>		<b>0.00</b>		<b>0.00</b>		<b>0.00</b>	<b>-17,000.00</b>	<b>-17,000.00</b>
<b>NET CHANGE IN FUND BALANCE</b>	<b>-19,350.82</b>	<b>-1,797,222.43</b>		<b>-90,490.97</b>		<b>-1,798,123.31</b>		<b>0.00</b>	<b>0.00</b>	<b>1,798,123.31</b>



FUND DEPT 2091-047 : ANIMAL CONTROL - ANIMAL CONTROL ADMIN

5/11/2023 9:47:22 AM

PERIOD ENDING 4/30/2023

	ACTUAL LAST YEAR			ACTUAL THIS YEAR				ENCUMBRANCE	BUDGET	UNENCUMBERED BALANCE
	CURRENT MONTH	YEAR TO DATE	%	CURRENT MONTH	%	YEAR TO DATE	%			
<b>REVENUES</b>										
4006 LICENSES AND PERMITS	28,862.00	85,656.00	25	15,038.00	4	63,373.00	19	0.00	335,000.00	271,627.00
4008 INVESTMENT EARNINGS	111.73	250.66	25	0.00	0	3,605.81	361	0.00	1,000.00	-2,605.81
4009 MISCELLANEOUS REVENUES	0.00	142.00	0	0.00	0	0.00	0	0.00	0.00	0.00
<b>TOTAL REVENUES</b>	<b>28,973.73</b>	<b>86,048.66</b>	<b>25</b>	<b>15,038.00</b>	<b>4</b>	<b>66,978.81</b>	<b>20</b>	<b>0.00</b>	<b>336,000.00</b>	<b>269,021.19</b>
<b>EXPENDITURES</b>										
5001 SALARIES AND WAGES	10,259.02	38,696.00	23	12,700.72	8	53,415.76	32	0.00	168,080.50	114,664.74
5003 FRINGE BENEFITS	3,476.50	10,520.39	15	3,092.92	5	10,702.63	16	0.00	66,869.00	56,166.37
5010 COMMODITIES	2,118.13	4,134.56	34	2,805.46	18	6,564.78	41	0.00	15,854.40	9,289.62
5020 SERVICES	5,281.96	22,540.70	34	2,078.08	4	11,166.29	22	0.00	51,740.60	40,574.31
<b>TOTAL EXPENDITURES</b>	<b>21,135.61</b>	<b>75,891.65</b>	<b>22</b>	<b>20,677.18</b>	<b>7</b>	<b>81,849.46</b>	<b>27</b>	<b>0.00</b>	<b>302,544.50</b>	<b>220,695.04</b>
<b>OTHER FINANCING SOURCES (USES)</b>										
<b>TOTAL OTHER FINANCING SOURCES (USES)</b>	<b>0.00</b>	<b>0.00</b>		<b>0.00</b>		<b>0.00</b>		<b>0.00</b>	<b>0.00</b>	<b>0.00</b>
<b>NET CHANGE IN FUND BALANCE</b>	<b>7,838.12</b>	<b>10,157.01</b>		<b>-5,639.18</b>		<b>-14,870.65</b>		<b>0.00</b>	<b>33,455.50</b>	<b>48,326.15</b>



FUND DEPT 2091-247 : ANIMAL CONTROL - ANIMAL WARDEN SERVICES

5/11/2023 9:47:22 AM

PERIOD ENDING 4/30/2023

	ACTUAL LAST YEAR			ACTUAL THIS YEAR				ENCUMBRANCE	BUDGET	UNENCUMBERED BALANCE
	CURRENT MONTH	YEAR TO DATE	%	CURRENT MONTH	%	YEAR TO DATE	%			
<b>REVENUES</b>										
4004 INTERGOVERNMENTAL REVENUE	4,945.36	37,968.52	19	11,236.42	6	69,801.79	37	0.00	188,288.00	118,486.21
4005 FINES AND FORFEITURES	1,700.00	4,705.00	47	625.00	6	3,175.00	29	0.00	11,000.00	7,825.00
<b>TOTAL REVENUES</b>	<b>6,645.36</b>	<b>42,673.52</b>	<b>20</b>	<b>11,861.42</b>	<b>6</b>	<b>72,976.79</b>	<b>37</b>	<b>0.00</b>	<b>199,288.00</b>	<b>126,311.21</b>
<b>EXPENDITURES</b>										
5001 SALARIES AND WAGES	9,058.22	35,691.04	27	2,891.29	2	19,717.79	14	0.00	141,431.00	121,713.21
5003 FRINGE BENEFITS	3,289.48	10,936.78	19	664.42	1	2,792.79	5	0.00	60,454.00	57,661.21
5010 COMMODITIES	4,476.06	6,970.93	23	1,921.21	8	7,030.28	28	0.00	24,900.00	17,869.72
5020 SERVICES	88.54	88.54	1	561.00	3	2,566.19	14	0.00	18,400.00	15,833.81
8000 CAPITAL OUTLAY	0.00	51,107.00	100	0.00	0	0.00	0	0.00	15,000.00	15,000.00
<b>TOTAL EXPENDITURES</b>	<b>16,912.30</b>	<b>104,794.29</b>	<b>37</b>	<b>6,037.92</b>	<b>2</b>	<b>32,107.05</b>	<b>12</b>	<b>0.00</b>	<b>260,185.00</b>	<b>228,077.95</b>
<b>NET CHANGE IN FUND BALANCE</b>	<b>-10,266.94</b>	<b>-62,120.77</b>		<b>5,823.50</b>		<b>40,869.74</b>		<b>0.00</b>	<b>-60,897.00</b>	<b>-101,766.74</b>



**FUND DEPT 2091-248 : ANIMAL CONTROL - ANIMAL IMPOUND SERVICES**

5/11/2023 9:47:22 AM

**PERIOD ENDING 4/30/2023**

	ACTUAL LAST YEAR			ACTUAL THIS YEAR				ENCUMBRANCE	BUDGET	UNENCUMBERED BALANCE
	CURRENT MONTH	YEAR TO DATE	%	CURRENT MONTH	%	YEAR TO DATE	%			
<b>REVENUES</b>										
4004 INTERGOVERNMENTAL REVENUE	10,112.65	41,845.36	25	7,321.70	3	29,286.80	12	0.00	242,289.00	213,002.20
4005 FINES AND FORFEITURES	2,443.00	27,339.39	61	317.00	2	9,426.00	63	0.00	15,000.00	5,574.00
<b>TOTAL REVENUES</b>	<b>12,555.65</b>	<b>69,184.75</b>	<b>33</b>	<b>7,638.70</b>	<b>3</b>	<b>38,712.80</b>	<b>15</b>	<b>0.00</b>	<b>257,289.00</b>	<b>218,576.20</b>
<b>EXPENDITURES</b>										
5001 SALARIES AND WAGES	9,781.19	39,422.68	28	14,479.01	9	46,596.46	30	0.00	156,866.50	110,270.04
5003 FRINGE BENEFITS	3,500.68	9,663.07	16	3,023.35	6	9,941.16	19	0.00	51,994.00	42,052.84
5010 COMMODITIES	268.70	7,114.85	22	1,780.03	5	6,634.38	20	0.00	32,800.00	26,165.62
5020 SERVICES	0.00	670.00	2	4,687.72	426	5,003.34	455	0.00	1,100.00	-3,903.34
<b>TOTAL EXPENDITURES</b>	<b>13,550.57</b>	<b>56,870.60</b>	<b>21</b>	<b>23,970.11</b>	<b>10</b>	<b>68,175.34</b>	<b>28</b>	<b>0.00</b>	<b>242,760.50</b>	<b>174,585.16</b>
<b>NET CHANGE IN FUND BALANCE</b>	<b>-994.92</b>	<b>12,314.15</b>		<b>-16,331.41</b>		<b>-29,462.54</b>		<b>0.00</b>	<b>14,528.50</b>	<b>43,991.04</b>





FUND DEPT 2092-074 : LAW LIBRARY - LAW LIBRARY

5/11/2023 9:47:22 AM

PERIOD ENDING 4/30/2023

	ACTUAL LAST YEAR			ACTUAL THIS YEAR				ENCUMBRANCE	BUDGET	UNENCUMBERED BALANCE
	CURRENT MONTH	YEAR TO DATE	%	CURRENT MONTH	%	YEAR TO DATE	%			
<b>REVENUES</b>										
4007 CHARGES FOR SERVICES	10,684.50	25,087.75	31	7,939.00	11	21,619.75	31	0.00	70,000.00	48,380.25
4008 INVESTMENT EARNINGS	38.36	80.13	80	0.00	0	1,041.01	104	0.00	100.00	-941.01
4009 MISCELLANEOUS REVENUES	0.00	715.00	0	0.00	0	0.00	0	0.00	0.00	0.00
<b>TOTAL REVENUES</b>	<b>10,722.86</b>	<b>25,882.88</b>	<b>32</b>	<b>7,939.00</b>	<b>11</b>	<b>22,660.76</b>	<b>32</b>	<b>0.00</b>	<b>70,100.00</b>	<b>47,439.24</b>
<b>EXPENDITURES</b>										
5010 COMMODITIES	5,811.36	13,807.75	35	1,785.44	7	8,064.28	33	0.00	24,495.00	16,430.72
5020 SERVICES	6,218.75	7,066.07	17	6,680.51	17	7,931.39	21	0.00	38,340.00	30,408.61
<b>TOTAL EXPENDITURES</b>	<b>12,030.11</b>	<b>20,873.82</b>	<b>25</b>	<b>8,465.95</b>	<b>13</b>	<b>15,995.67</b>	<b>25</b>	<b>0.00</b>	<b>62,835.00</b>	<b>46,839.33</b>
<b>OTHER FINANCING SOURCES (USES)</b>										
<b>TOTAL OTHER FINANCING SOURCES (USES)</b>	<b>0.00</b>	<b>0.00</b>		<b>0.00</b>		<b>0.00</b>		<b>0.00</b>	<b>0.00</b>	<b>0.00</b>
<b>NET CHANGE IN FUND BALANCE</b>	<b>-1,307.25</b>	<b>5,009.06</b>		<b>-526.95</b>		<b>6,665.09</b>		<b>0.00</b>	<b>7,265.00</b>	<b>599.91</b>




**FUND DEPT 2093-031 : FORECLOSURE MEDIATION FND - CIRCUIT COURT**

5/11/2023 9:47:22 AM

**PERIOD ENDING 4/30/2023**

	ACTUAL LAST YEAR			ACTUAL THIS YEAR				ENCUMBRANCE	BUDGET	UNENCUMBERED BALANCE
	CURRENT MONTH	YEAR TO DATE	%	CURRENT MONTH	%	YEAR TO DATE	%			
<b>REVENUES</b>										
4007 CHARGES FOR SERVICES	0.00	150.00	1	0.00	0	150.00	2	0.00	10,000.00	9,850.00
4008 INVESTMENT EARNINGS	6.47	14.01	14	0.00	0	87.57	219	0.00	40.00	-47.57
<b>TOTAL REVENUES</b>	<b>6.47</b>	<b>164.01</b>	<b>1</b>	<b>0.00</b>	<b>0</b>	<b>237.57</b>	<b>2</b>	<b>0.00</b>	<b>10,040.00</b>	<b>9,802.43</b>
<b>EXPENDITURES</b>										
5001 SALARIES AND WAGES	840.84	3,075.93	22	0.00	0	0.00	0	0.00	0.00	0.00
5003 FRINGE BENEFITS	109.32	248.58	18	0.00	0	0.00	0	0.00	0.00	0.00
5010 COMMODITIES	0.00	0.00	0	0.00	0	0.00	0	0.00	100.00	100.00
5020 SERVICES	0.00	400.00	2	7.49	0	29.96	0	0.00	7,800.00	7,770.04
<b>TOTAL EXPENDITURES</b>	<b>950.16</b>	<b>3,724.51</b>	<b>11</b>	<b>7.49</b>	<b>0</b>	<b>29.96</b>	<b>0</b>	<b>0.00</b>	<b>7,900.00</b>	<b>7,870.04</b>
<b>OTHER FINANCING SOURCES (USES)</b>										
<b>TOTAL OTHER FINANCING SOURCES (USES)</b>	<b>0.00</b>	<b>0.00</b>		<b>0.00</b>		<b>0.00</b>		<b>0.00</b>	<b>0.00</b>	<b>0.00</b>
<b>NET CHANGE IN FUND BALANCE</b>	<b>-943.69</b>	<b>-3,560.50</b>		<b>-7.49</b>		<b>207.61</b>		<b>0.00</b>	<b>2,140.00</b>	<b>1,932.39</b>



FUND DEPT 2101-054 : I/DD SPECIAL INITIATIVES - CILA PROJECT

5/11/2023 9:47:22 AM

PERIOD ENDING 4/30/2023

	ACTUAL LAST YEAR			ACTUAL THIS YEAR				ENCUMBRANCE	BUDGET	UNENCUMBERED BALANCE
	CURRENT MONTH	YEAR TO DATE	%	CURRENT MONTH	%	YEAR TO DATE	%			
<b>REVENUES</b>										
4008 INVESTMENT EARNINGS	162.76	321.77	161	0.00	0	5,501.00	550	0.00	1,000.00	-4,501.00
4009 MISCELLANEOUS REVENUES	260,368.90	260,368.90	0	0.00	0	0.00	0	0.00	0.00	0.00
<b>TOTAL REVENUES</b>	<b>260,531.66</b>	<b>260,690.67</b>	<b>130 345</b>	<b>0.00</b>	<b>0</b>	<b>5,501.00</b>	<b>550</b>	<b>0.00</b>	<b>1,000.00</b>	<b>-4,501.00</b>
<b>EXPENDITURES</b>										
5010 COMMODITIES	0.00	0.00	0	0.00	0	0.00	0	0.00	5,063.00	5,063.00
5020 SERVICES	1,730.33	14,292.33	42	0.00	0	0.00	0	0.00	345,937.00	345,937.00
<b>TOTAL EXPENDITURES</b>	<b>1,730.33</b>	<b>14,292.33</b>	<b>28</b>	<b>0.00</b>	<b>0</b>	<b>0.00</b>	<b>0</b>	<b>0.00</b>	<b>351,000.00</b>	<b>351,000.00</b>
<b>OTHER FINANCING SOURCES (USES)</b>										
6001 OTHER FINANCING SOURCES	0.00	50,000.00	100	0.00	0	50,000.00	100	0.00	50,000.00	0.00
<b>TOTAL OTHER FINANCING SOURCES (USES)</b>	<b>0.00</b>	<b>50,000.00</b>		<b>0.00</b>		<b>50,000.00</b>		<b>0.00</b>	<b>50,000.00</b>	<b>0.00</b>
<b>NET CHANGE IN FUND BALANCE</b>	<b>258,801.33</b>	<b>296,398.34</b>		<b>0.00</b>		<b>55,501.00</b>		<b>0.00</b>	<b>-300,000.00</b>	<b>-355,501.00</b>



FUND DEPT 2103-060 : HWY FED AID MATCHING FUND - HIGHWAY

5/11/2023 9:47:22 AM

PERIOD ENDING 4/30/2023

	ACTUAL LAST YEAR			ACTUAL THIS YEAR				ENCUMBRANCE	BUDGET	UNENCUMBERED BALANCE
	CURRENT MONTH	YEAR TO DATE	%	CURRENT MONTH	%	YEAR TO DATE	%			
<b>REVENUES</b>										
4001 PROPERTY TAX	0.00	0.00	0	0.00	0	0.00	0	0.00	128,348.00	128,348.00
4008 INVESTMENT EARNINGS	93.83	222.58	0	0.00	0	4,232.91	564	0.00	750.00	-3,482.91
<b>TOTAL REVENUES</b>	<b>93.83</b>	<b>222.58</b>	<b>0</b>	<b>0.00</b>	<b>0</b>	<b>4,232.91</b>	<b>3</b>	<b>0.00</b>	<b>129,098.00</b>	<b>124,865.09</b>
<b>EXPENDITURES</b>										
<b>TOTAL EXPENDITURES</b>	<b>0.00</b>	<b>0.00</b>	<b>0</b>	<b>0.00</b>	<b>0</b>	<b>0.00</b>	<b>0</b>	<b>0.00</b>	<b>0.00</b>	<b>0.00</b>
<b>OTHER FINANCING SOURCES (USES)</b>										
<b>TOTAL OTHER FINANCING SOURCES (USES)</b>	<b>0.00</b>	<b>0.00</b>		<b>0.00</b>		<b>0.00</b>		<b>0.00</b>	<b>0.00</b>	<b>0.00</b>
<b>NET CHANGE IN FUND BALANCE</b>	<b>93.83</b>	<b>222.58</b>		<b>0.00</b>		<b>4,232.91</b>		<b>0.00</b>	<b>129,098.00</b>	<b>124,865.09</b>



FUND DEPT 2104-104 : EARLY CHILDHOOD FUND - EARLY CHILDHOOD DEVELOPMENT

5/11/2023 9:47:22 AM

PERIOD ENDING 4/30/2023

	ACTUAL LAST YEAR			ACTUAL THIS YEAR				ENCUMBRANCE	BUDGET	UNENCUMBERED BALANCE
	CURRENT MONTH	YEAR TO DATE	%	CURRENT MONTH	%	YEAR TO DATE	%			
<b>REVENUES</b>										
4004 INTERGOVERNMENTAL REVENUE	537,940.73	2,948,496.84	23	1,025,911.06	8	4,343,320.80	33	0.00	13,050,000.00	8,706,679.20
4007 CHARGES FOR SERVICES	6,500.00	22,400.00	18	2,400.00	2	8,270.00	6	0.00	130,000.00	121,730.00
4008 INVESTMENT EARNINGS	859.57	1,754.52	18	3,943.40	79	44,623.76	892	0.00	5,000.00	-39,623.76
4009 MISCELLANEOUS REVENUES	163,122.28	168,743.52	129 8	17.85	0	687.90	1	0.00	55,000.00	54,312.10
<b>TOTAL REVENUES</b>	<b>708,422.58</b>	<b>3,141,394.88</b>	<b>24</b>	<b>1,032,272.31</b>	<b>8</b>	<b>4,396,902.46</b>	<b>33</b>	<b>0.00</b>	<b>13,240,000.00</b>	<b>8,843,097.54</b>
<b>EXPENDITURES</b>										
5001 SALARIES AND WAGES	393,698.88	1,493,366.43	24	364,388.54	6	2,268,792.03	35	0.00	6,404,349.00	4,135,556.97
5003 FRINGE BENEFITS	154,455.09	426,445.69	20	136,045.81	7	549,317.11	28	0.00	1,974,853.00	1,425,535.89
5010 COMMODITIES	61,707.23	149,907.29	23	37,192.86	4	165,100.83	20	83,960.48	831,757.00	582,695.69
5020 SERVICES	268,082.81	821,082.45	22	139,301.76	5	636,848.26	22	150,372.00	2,928,893.00	2,141,672.74
8000 CAPITAL OUTLAY	0.00	32,018.58	0	0.00	0	29,015.00	14	153,171.40	214,000.00	31,813.60
<b>TOTAL EXPENDITURES</b>	<b>877,944.01</b>	<b>2,922,820.44</b>	<b>23</b>	<b>676,928.97</b>	<b>5</b>	<b>3,649,073.23</b>	<b>30</b>	<b>387,503.88</b>	<b>12,353,852.00</b>	<b>8,317,274.89</b>
<b>OTHER FINANCING SOURCES (USES)</b>										
7001 OTHER FINANCING USES	0.00	0.00	0	0.00	0	0.00	0	0.00	-751,648.00	-751,648.00
<b>TOTAL OTHER FINANCING SOURCES (USES)</b>	<b>0.00</b>	<b>0.00</b>		<b>0.00</b>		<b>0.00</b>		<b>0.00</b>	<b>-751,648.00</b>	<b>-751,648.00</b>
<b>NET CHANGE IN FUND BALANCE</b>	<b>-169,521.43</b>	<b>218,574.44</b>		<b>355,343.34</b>		<b>747,829.23</b>		<b>-387,503.88</b>	<b>134,500.00</b>	<b>-225,825.35</b>



FUND DEPT 2106-010 : PUBL SAFETY SALES TAX FND - COUNTY BOARD

5/11/2023 9:47:22 AM

PERIOD ENDING 4/30/2023

	ACTUAL LAST YEAR			ACTUAL THIS YEAR				ENCUMBRANCE	BUDGET	UNENCUMBERED BALANCE
	CURRENT MONTH	YEAR TO DATE	%	CURRENT MONTH	%	YEAR TO DATE	%			
<b>REVENUES</b>										
4002 LOCAL SALES TAX	614,751.68	614,751.68	19	213,157.47	6	558,266.78	16	0.00	3,457,442.00	2,899,175.22
4008 INVESTMENT EARNINGS	822.10	1,809.27	90	0.00	0	38,437.02	769	0.00	5,000.00	-33,437.02
<b>TOTAL REVENUES</b>	<b>615,573.78</b>	<b>616,560.95</b>	<b>19</b>	<b>213,157.47</b>	<b>6</b>	<b>596,703.80</b>	<b>17</b>	<b>0.00</b>	<b>3,462,442.00</b>	<b>2,865,738.20</b>
<b>EXPENDITURES</b>										
5020 SERVICES	100,365.10	304,352.02	34	82,257.42	8	270,976.12	27	0.00	1,008,000.00	737,023.88
5050 INTEREST AND FISCAL CHARGES	0.00	0.00	0	0.00	0	0.00	0	0.00	2,500.00	2,500.00
<b>TOTAL EXPENDITURES</b>	<b>100,365.10</b>	<b>304,352.02</b>	<b>34</b>	<b>82,257.42</b>	<b>8</b>	<b>270,976.12</b>	<b>27</b>	<b>0.00</b>	<b>1,010,500.00</b>	<b>739,523.88</b>
<b>OTHER FINANCING SOURCES (USES)</b>										
7001 OTHER FINANCING USES	0.00	0.00	0	0.00	0	0.00	0	0.00	-2,020,315.00	-2,020,315.00
<b>TOTAL OTHER FINANCING SOURCES (USES)</b>	<b>0.00</b>	<b>0.00</b>		<b>0.00</b>		<b>0.00</b>		<b>0.00</b>	<b>-2,020,315.00</b>	<b>-2,020,315.00</b>
<b>NET CHANGE IN FUND BALANCE</b>	<b>515,208.68</b>	<b>312,208.93</b>		<b>130,900.05</b>		<b>325,727.68</b>		<b>0.00</b>	<b>431,627.00</b>	<b>105,899.32</b>



FUND DEPT 2106-013 : PUBL SAFETY SALES TAX FND - DEBT SERVICE

5/11/2023 9:47:22 AM

PERIOD ENDING 4/30/2023

	ACTUAL LAST YEAR			ACTUAL THIS YEAR				ENCUMBRANCE	BUDGET	UNENCUMBERED BALANCE
	CURRENT MONTH	YEAR TO DATE	%	CURRENT MONTH	%	YEAR TO DATE	%			
<b>REVENUES</b>										
4002 LOCAL SALES TAX	409,218.00	409,218.00	17	262,466.00	8	524,932.00	17	0.00	3,142,558.00	2,617,626.00
<b>TOTAL REVENUES</b>	<b>409,218.00</b>	<b>409,218.00</b>	<b>17</b>	<b>262,466.00</b>	<b>8</b>	<b>524,932.00</b>	<b>17</b>	<b>0.00</b>	<b>3,142,558.00</b>	<b>2,617,626.00</b>
<b>EXPENDITURES</b>										
5050 INTEREST AND FISCAL CHARGES	0.00	0.00	0	0.00	0	0.00	0	0.00	3,142,558.00	3,142,558.00
<b>TOTAL EXPENDITURES</b>	<b>0.00</b>	<b>0.00</b>	<b>0</b>	<b>0.00</b>	<b>0</b>	<b>0.00</b>	<b>0</b>	<b>0.00</b>	<b>3,142,558.00</b>	<b>3,142,558.00</b>
<b>NET CHANGE IN FUND BALANCE</b>	<b>409,218.00</b>	<b>409,218.00</b>		<b>262,466.00</b>		<b>524,932.00</b>		<b>0.00</b>	<b>0.00</b>	<b>-524,932.00</b>



**FUND DEPT 2106-060 : PUBL SAFETY SALES TAX FND - HIGHWAY**

5/11/2023 9:47:22 AM

**PERIOD ENDING 4/30/2023**


	ACTUAL LAST YEAR			ACTUAL THIS YEAR				ENCUMBRANCE	BUDGET	UNENCUMBERED BALANCE
	CURRENT MONTH	YEAR TO DATE	%	CURRENT MONTH	%	YEAR TO DATE	%			
<b>REVENUES</b>										
<b>TOTAL REVENUES</b>	0.00	0.00	0	0.00	0	0.00	0	0.00	0.00	0.00
<b>NET CHANGE IN FUND BALANCE</b>	0.00	0.00		0.00		0.00		0.00	0.00	0.00





PERIOD ENDING 4/30/2023

	ACTUAL LAST YEAR			ACTUAL THIS YEAR				ENCUMBRANCE	BUDGET	UNENCUMBERED BALANCE
	CURRENT MONTH	YEAR TO DATE	%	CURRENT MONTH	%	YEAR TO DATE	%			
<b>EXPENDITURES</b>										
5020 SERVICES	0.00	13,602.69	13	0.00	0	15,416.34	14	0.00	110,833.00	95,416.66
<b>TOTAL EXPENDITURES</b>	<b>0.00</b>	<b>13,602.69</b>	<b>13</b>	<b>0.00</b>	<b>0</b>	<b>15,416.34</b>	<b>14</b>	<b>0.00</b>	<b>110,833.00</b>	<b>95,416.66</b>
<b>NET CHANGE IN FUND BALANCE</b>	<b>0.00</b>	<b>-13,602.69</b>		<b>0.00</b>		<b>-15,416.34</b>		<b>0.00</b>	<b>-110,833.00</b>	<b>-95,416.66</b>



**FUND DEPT 2106-237 : PUBL SAFETY SALES TAX FND - DELINQ PREVENTION GRANTS**

5/11/2023 9:47:22 AM

**PERIOD ENDING 4/30/2023**

	ACTUAL LAST YEAR			ACTUAL THIS YEAR				ENCUMBRANCE	BUDGET	UNENCUMBERED BALANCE
	CURRENT MONTH	YEAR TO DATE	%	CURRENT MONTH	%	YEAR TO DATE	%			
<b>EXPENDITURES</b>										
5020 SERVICES	23,229.17	92,916.68	33	26,666.66	8	106,666.64	33	0.00	320,000.00	213,333.36
<b>TOTAL EXPENDITURES</b>	<b>23,229.17</b>	<b>92,916.68</b>	<b>33</b>	<b>26,666.66</b>	<b>8</b>	<b>106,666.64</b>	<b>33</b>	<b>0.00</b>	<b>320,000.00</b>	<b>213,333.36</b>
<b>NET CHANGE IN FUND BALANCE</b>	<b>-23,229.17</b>	<b>-92,916.68</b>		<b>-26,666.66</b>		<b>-106,666.64</b>		<b>0.00</b>	<b>-320,000.00</b>	<b>-213,333.36</b>



FUND DEPT 2107-010 : GEOGRAPHIC INF SYS FUND (GIS) - COUNTY BOARD

5/11/2023 9:47:22 AM

PERIOD ENDING 4/30/2023

	ACTUAL LAST YEAR			ACTUAL THIS YEAR				ENCUMBRANCE	BUDGET	UNENCUMBERED BALANCE
	CURRENT MONTH	YEAR TO DATE	%	CURRENT MONTH	%	YEAR TO DATE	%			
<b>REVENUES</b>										
4007 CHARGES FOR SERVICES	30,963.00	76,176.00	23	21,411.00	6	59,739.00	18	0.00	330,000.00	270,261.00
4008 INVESTMENT EARNINGS	144.91	290.00	145	0.00	0	3,337.97	334	0.00	1,000.00	-2,337.97
<b>TOTAL REVENUES</b>	<b>31,107.91</b>	<b>76,466.00</b>	<b>23</b>	<b>21,411.00</b>	<b>6</b>	<b>63,076.97</b>	<b>19</b>	<b>0.00</b>	<b>331,000.00</b>	<b>267,923.03</b>
<b>EXPENDITURES</b>										
5020 SERVICES	0.00	3,400.00	1	94,188.00	28	97,928.00	29	0.00	333,627.00	235,699.00
<b>TOTAL EXPENDITURES</b>	<b>0.00</b>	<b>3,400.00</b>	<b>1</b>	<b>94,188.00</b>	<b>28</b>	<b>97,928.00</b>	<b>29</b>	<b>0.00</b>	<b>333,627.00</b>	<b>235,699.00</b>
<b>NET CHANGE IN FUND BALANCE</b>	<b>31,107.91</b>	<b>73,066.00</b>		<b>-72,777.00</b>		<b>-34,851.03</b>		<b>0.00</b>	<b>-2,627.00</b>	<b>32,224.03</b>




FUND DEPT 2108-050 : DEVLPMNTL DISABILITY FUND - DEVL MNTL DISABILITY BOARD

5/11/2023 9:47:22 AM

PERIOD ENDING 4/30/2023

	ACTUAL LAST YEAR			ACTUAL THIS YEAR				ENCUMBRANCE	BUDGET	UNENCUMBERED BALANCE
	CURRENT MONTH	YEAR TO DATE	%	CURRENT MONTH	%	YEAR TO DATE	%			
<b>REVENUES</b>										
4001 PROPERTY TAX	0.00	0.00	0	0.00	0	0.00	0	0.00	4,863,487.00	4,863,487.00
4008 INVESTMENT EARNINGS	319.43	849.49	85	0.00	0	16,343.44	817	0.00	2,000.00	-14,343.44
4009 MISCELLANEOUS REVENUES	0.00	0.00	0	0.00	0	0.00	0	0.00	5,000.00	5,000.00
<b>TOTAL REVENUES</b>	<b>319.43</b>	<b>849.49</b>	<b>0</b>	<b>0.00</b>	<b>0</b>	<b>16,343.44</b>	<b>0</b>	<b>0.00</b>	<b>4,870,487.00</b>	<b>4,854,143.56</b>
<b>EXPENDITURES</b>										
5020 SERVICES	0.00	1,302,961.00	29	2,280.00	0	1,488,882.00	31	0.00	4,824,487.00	3,335,605.00
<b>TOTAL EXPENDITURES</b>	<b>0.00</b>	<b>1,302,961.00</b>	<b>29</b>	<b>2,280.00</b>	<b>0</b>	<b>1,488,882.00</b>	<b>31</b>	<b>0.00</b>	<b>4,824,487.00</b>	<b>3,335,605.00</b>
<b>OTHER FINANCING SOURCES (USES)</b>										
6001 OTHER FINANCING SOURCES	0.00	0.00	0	0.00	0	0.00	0	0.00	4,000.00	4,000.00
7001 OTHER FINANCING USES	0.00	-50,000.00	100	0.00	0	-50,000.00	100	0.00	-50,000.00	0.00
<b>TOTAL OTHER FINANCING SOURCES (USES)</b>	<b>0.00</b>	<b>-50,000.00</b>		<b>0.00</b>		<b>-50,000.00</b>		<b>0.00</b>	<b>-46,000.00</b>	<b>4,000.00</b>
<b>NET CHANGE IN FUND BALANCE</b>	<b>319.43</b>	<b>-1,352,111.51</b>		<b>-2,280.00</b>		<b>-1,522,538.56</b>		<b>0.00</b>	<b>0.00</b>	<b>1,522,538.56</b>



FUND DEPT 2110-110 : WORKFORCE DEVELOPMENT FND - WORKFORCE DEVELOPMENT

5/11/2023 9:47:22 AM

PERIOD ENDING 4/30/2023

	ACTUAL LAST YEAR			ACTUAL THIS YEAR				ENCUMBRANCE	BUDGET	UNENCUMBERED BALANCE
	CURRENT MONTH	YEAR TO DATE	%	CURRENT MONTH	%	YEAR TO DATE	%			
<b>REVENUES</b>										
4004 INTERGOVERNMENTAL REVENUE	129,804.23	560,612.44	13	176,247.67	7	558,514.85	21	0.00	2,705,000.00	2,146,485.15
4007 CHARGES FOR SERVICES	27,612.55	48,014.01	35	964.91	1	43,126.27	31	0.00	138,500.00	95,373.73
<b>TOTAL REVENUES</b>	<b>157,416.78</b>	<b>608,626.45</b>	<b>13</b>	<b>177,212.58</b>	<b>6</b>	<b>601,641.12</b>	<b>21</b>	<b>0.00</b>	<b>2,843,500.00</b>	<b>2,241,858.88</b>
<b>EXPENDITURES</b>										
5001 SALARIES AND WAGES	43,666.61	153,271.05	13	50,856.20	9	186,448.05	33	0.00	573,500.00	387,051.95
5003 FRINGE BENEFITS	13,342.72	34,885.13	8	15,331.11	5	53,813.31	18	0.00	298,500.00	244,686.69
5010 COMMODITIES	668.50	668.50	8	818.23	1	5,352.10	4	0.00	128,350.00	122,997.90
5020 SERVICES	240,948.45	670,446.29	23	312,969.62	17	577,823.50	32	0.00	1,789,000.00	1,211,176.50
8000 CAPITAL OUTLAY	0.00	0.00	0	0.00	0	0.00	0	0.00	50,000.00	50,000.00
<b>TOTAL EXPENDITURES</b>	<b>298,626.28</b>	<b>859,270.97</b>	<b>18</b>	<b>379,975.16</b>	<b>13</b>	<b>823,436.96</b>	<b>29</b>	<b>0.00</b>	<b>2,839,350.00</b>	<b>2,015,913.04</b>
<b>OTHER FINANCING SOURCES (USES)</b>										
6001 OTHER FINANCING SOURCES	0.00	0.00	0	0.00	0	0.00	0	0.00	50,000.00	50,000.00
7001 OTHER FINANCING USES	0.00	0.00	0	0.00	0	0.00	0	0.00	-50,000.00	-50,000.00
<b>TOTAL OTHER FINANCING SOURCES (USES)</b>	<b>0.00</b>	<b>0.00</b>		<b>0.00</b>		<b>0.00</b>		<b>0.00</b>	<b>0.00</b>	<b>0.00</b>
<b>NET CHANGE IN FUND BALANCE</b>	<b>-141,209.50</b>	<b>-250,644.52</b>		<b>-202,762.58</b>		<b>-221,795.84</b>		<b>0.00</b>	<b>4,150.00</b>	<b>225,945.84</b>



FUND DEPT 2120-060 : HWY IDOT REBUILD GRANT - HIGHWAY

5/11/2023 9:47:22 AM

PERIOD ENDING 4/30/2023

	ACTUAL LAST YEAR			ACTUAL THIS YEAR				ENCUMBRANCE	BUDGET	UNENCUMBERED BALANCE
	CURRENT MONTH	YEAR TO DATE	%	CURRENT MONTH	%	YEAR TO DATE	%			
<b>REVENUES</b>										
4004 INTERGOVERNMENTAL REVENUE	0.00	962,449.76	50	0.00	0	0.00	0	0.00	0.00	0.00
4008 INVESTMENT EARNINGS	910.97	1,943.61	65	0.00	0	0.00	0	0.00	2,000.00	2,000.00
<b>TOTAL REVENUES</b>	<b>910.97</b>	<b>964,393.37</b>	<b>50</b>	<b>0.00</b>	<b>0</b>	<b>0.00</b>	<b>0</b>	<b>0.00</b>	<b>2,000.00</b>	<b>2,000.00</b>
<b>EXPENDITURES</b>										
8000 CAPITAL OUTLAY	0.00	0.00	0	0.00	0	0.00	0	0.00	1,910,228.00	1,910,228.00
<b>TOTAL EXPENDITURES</b>	<b>0.00</b>	<b>0.00</b>	<b>0</b>	<b>0.00</b>	<b>0</b>	<b>0.00</b>	<b>0</b>	<b>0.00</b>	<b>1,910,228.00</b>	<b>1,910,228.00</b>
<b>NET CHANGE IN FUND BALANCE</b>	<b>910.97</b>	<b>964,393.37</b>		<b>0.00</b>		<b>0.00</b>		<b>0.00</b>	<b>-1,908,228.00</b>	<b>-1,908,228.00</b>



**FUND DEPT 2121-060 : TWP IDOT REBUILD GRANT - HIGHWAY**

5/11/2023 9:47:22 AM

**PERIOD ENDING 4/30/2023**

	ACTUAL LAST YEAR			ACTUAL THIS YEAR				ENCUMBRANCE	BUDGET	UNENCUMBERED BALANCE
	CURRENT MONTH	YEAR TO DATE	%	CURRENT MONTH	%	YEAR TO DATE	%			
<b>REVENUES</b>										
4004 INTERGOVERNMENTAL REVENUE	0.00	862,467.37	0	0.00	0	0.00	0	0.00	0.00	0.00
4008 INVESTMENT EARNINGS	574.48	1,168.54	0	0.00	0	0.00	0	0.00	0.00	0.00
<b>TOTAL REVENUES</b>	<b>574.48</b>	<b>863,635.91</b>	<b>0</b>	<b>0.00</b>	<b>0</b>	<b>0.00</b>	<b>0</b>	<b>0.00</b>	<b>0.00</b>	<b>0.00</b>
<b>EXPENDITURES</b>										
5020 SERVICES	96,108.22	211,118.86	1	181,145.61	4	244,774.17	5	0.00	5,000,000.00	4,755,225.83
<b>TOTAL EXPENDITURES</b>	<b>96,108.22</b>	<b>211,118.86</b>	<b>1</b>	<b>181,145.61</b>	<b>4</b>	<b>244,774.17</b>	<b>5</b>	<b>0.00</b>	<b>5,000,000.00</b>	<b>4,755,225.83</b>
<b>NET CHANGE IN FUND BALANCE</b>	<b>-95,533.74</b>	<b>652,517.05</b>		<b>-181,145.61</b>		<b>-244,774.17</b>		<b>0.00</b>	<b>-5,000,000.00</b>	<b>-4,755,225.83</b>



**FUND DEPT 2188-044 : SOCIAL SECURITY FUND - NURSING HOME**

5/11/2023 9:47:22 AM

**PERIOD ENDING 4/30/2023**

	ACTUAL LAST YEAR			ACTUAL THIS YEAR				ENCUMBRANCE	BUDGET	UNENCUMBERED BALANCE
	CURRENT MONTH	YEAR TO DATE	%	CURRENT MONTH	%	YEAR TO DATE	%			
<b>EXPENDITURES</b>										
<b>TOTAL EXPENDITURES</b>	0.00	0.00	0	0.00	0	0.00	0	0.00	0.00	0.00
<b>OTHER FINANCING SOURCES (USES)</b>										
<b>TOTAL OTHER FINANCING SOURCES (USES)</b>	0.00	0.00		0.00		0.00		0.00	0.00	0.00
<b>NET CHANGE IN FUND BALANCE</b>	0.00	0.00		0.00		0.00		0.00	0.00	0.00





FUND DEPT 2188-075 : SOCIAL SECURITY FUND - GENERAL COUNTY

5/11/2023 9:47:22 AM

PERIOD ENDING 4/30/2023

	ACTUAL LAST YEAR			ACTUAL THIS YEAR				ENCUMBRANCE	BUDGET	UNENCUMBERED BALANCE
	CURRENT MONTH	YEAR TO DATE	%	CURRENT MONTH	%	YEAR TO DATE	%			
<b>REVENUES</b>										
4001 PROPERTY TAX	0.00	0.00	0	0.00	0	0.00	0	0.00	2,010,143.00	2,010,143.00
4008 INVESTMENT EARNINGS	131.32	340.22	0	0.00	0	8,313.05	924	0.00	900.00	-7,413.05
4009 MISCELLANEOUS REVENUES	0.00	0.00	0	0.00	0	0.01	0	0.00	0.00	-0.01
<b>TOTAL REVENUES</b>	<b>131.32</b>	<b>340.22</b>	<b>0</b>	<b>0.00</b>	<b>0</b>	<b>8,313.06</b>	<b>0</b>	<b>0.00</b>	<b>2,011,043.00</b>	<b>2,002,729.94</b>
<b>EXPENDITURES</b>										
5003 FRINGE BENEFITS	132,767.57	507,381.58	16	148,811.31	7	506,925.67	25	0.00	2,010,143.00	1,503,217.33
<b>TOTAL EXPENDITURES</b>	<b>132,767.57</b>	<b>507,381.58</b>	<b>16</b>	<b>148,811.31</b>	<b>7</b>	<b>506,925.67</b>	<b>25</b>	<b>0.00</b>	<b>2,010,143.00</b>	<b>1,503,217.33</b>
<b>OTHER FINANCING SOURCES (USES)</b>										
6001 OTHER FINANCING SOURCES	0.00	-6,302.44	0	0.00	0	0.00	0	0.00	0.00	0.00
<b>TOTAL OTHER FINANCING SOURCES (USES)</b>	<b>0.00</b>	<b>-6,302.44</b>		<b>0.00</b>		<b>0.00</b>		<b>0.00</b>	<b>0.00</b>	<b>0.00</b>
<b>NET CHANGE IN FUND BALANCE</b>	<b>-132,636.25</b>	<b>-513,343.80</b>		<b>-148,811.31</b>		<b>-498,612.61</b>		<b>0.00</b>	<b>900.00</b>	<b>499,512.61</b>



FUND DEPT 2474-474 : RPC USDA REVOLVING LOANS - RPC USDA REVOLVING LOANS

5/11/2023 9:47:22 AM

PERIOD ENDING 4/30/2023

	ACTUAL LAST YEAR			ACTUAL THIS YEAR				ENCUMBRANCE	BUDGET	UNENCUMBERED BALANCE
	CURRENT MONTH	YEAR TO DATE	%	CURRENT MONTH	%	YEAR TO DATE	%			
<b>REVENUES</b>										
4008 INVESTMENT EARNINGS	1,183.69	5,284.57	35	1,192.42	8	4,083.76	27	0.00	15,030.00	10,946.24
<b>TOTAL REVENUES</b>	<b>1,183.69</b>	<b>5,284.57</b>	<b>35</b>	<b>1,192.42</b>	<b>8</b>	<b>4,083.76</b>	<b>27</b>	<b>0.00</b>	<b>15,030.00</b>	<b>10,946.24</b>
<b>EXPENDITURES</b>										
5020 SERVICES	0.00	0.00	0	0.00	0	0.00	0	0.00	35,000.00	35,000.00
<b>TOTAL EXPENDITURES</b>	<b>0.00</b>	<b>0.00</b>	<b>0</b>	<b>0.00</b>	<b>0</b>	<b>0.00</b>	<b>0</b>	<b>0.00</b>	<b>35,000.00</b>	<b>35,000.00</b>
<b>OTHER FINANCING SOURCES (USES)</b>										
7001 OTHER FINANCING USES	0.00	0.00	0	0.00	0	0.00	0	0.00	-7,000.00	-7,000.00
<b>TOTAL OTHER FINANCING SOURCES (USES)</b>	<b>0.00</b>	<b>0.00</b>		<b>0.00</b>		<b>0.00</b>		<b>0.00</b>	<b>-7,000.00</b>	<b>-7,000.00</b>
<b>NET CHANGE IN FUND BALANCE</b>	<b>1,183.69</b>	<b>5,284.57</b>		<b>1,192.42</b>		<b>4,083.76</b>		<b>0.00</b>	<b>-26,970.00</b>	<b>-31,053.76</b>



FUND DEPT 2475-475 : RPC ECON DEVELOPMNT LOANS - RPC ECON DEVELOPMNT LOANS

5/11/2023 9:47:22 AM

PERIOD ENDING 4/30/2023

	ACTUAL LAST YEAR			ACTUAL THIS YEAR				ENCUMBRANCE	BUDGET	UNENCUMBERED BALANCE
	CURRENT MONTH	YEAR TO DATE	%	CURRENT MONTH	%	YEAR TO DATE	%			
<b>REVENUES</b>										
4008 INVESTMENT EARNINGS	4,784.88	51,610.60	47	7,732.49	9	56,449.22	68	0.00	83,000.00	26,550.78
<b>TOTAL REVENUES</b>	<b>4,784.88</b>	<b>51,610.60</b>	<b>47</b>	<b>7,732.49</b>	<b>9</b>	<b>56,449.22</b>	<b>68</b>	<b>0.00</b>	<b>83,000.00</b>	<b>26,550.78</b>
<b>EXPENDITURES</b>										
5020 SERVICES	0.00	0.00	0	0.00	0	0.00	0	0.00	155,000.00	155,000.00
<b>TOTAL EXPENDITURES</b>	<b>0.00</b>	<b>0.00</b>	<b>0</b>	<b>0.00</b>	<b>0</b>	<b>0.00</b>	<b>0</b>	<b>0.00</b>	<b>155,000.00</b>	<b>155,000.00</b>
<b>OTHER FINANCING SOURCES (USES)</b>										
6001 OTHER FINANCING SOURCES	0.00	0.00	0	0.00	0	0.00	0	0.00	100,000.00	100,000.00
7001 OTHER FINANCING USES	0.00	-1,181.86	2	0.00	0	0.00	0	0.00	-78,500.00	-78,500.00
<b>TOTAL OTHER FINANCING SOURCES (USES)</b>	<b>0.00</b>	<b>-1,181.86</b>		<b>0.00</b>		<b>0.00</b>		<b>0.00</b>	<b>21,500.00</b>	<b>21,500.00</b>
<b>NET CHANGE IN FUND BALANCE</b>	<b>4,784.88</b>	<b>50,428.74</b>		<b>7,732.49</b>		<b>56,449.22</b>		<b>0.00</b>	<b>-50,500.00</b>	<b>-106,949.22</b>



FUND DEPT 2609-026 : TAX INDEMNITY FUND - COUNTY TREASURER

5/11/2023 9:47:22 AM

PERIOD ENDING 4/30/2023

	ACTUAL LAST YEAR			ACTUAL THIS YEAR				ENCUMBRANCE	BUDGET	UNENCUMBERED BALANCE
	CURRENT MONTH	YEAR TO DATE	%	CURRENT MONTH	%	YEAR TO DATE	%			
<b>REVENUES</b>										
4008 INVESTMENT EARNINGS	0.00	0.00	0	0.00	0	1,121.09	0	0.00	0.00	-1,121.09
<b>TOTAL REVENUES</b>	<b>0.00</b>	<b>0.00</b>	<b>0</b>	<b>0.00</b>	<b>0</b>	<b>1,121.09</b>	<b>0</b>	<b>0.00</b>	<b>0.00</b>	<b>-1,121.09</b>
<b>EXPENDITURES</b>										
<b>TOTAL EXPENDITURES</b>	<b>0.00</b>	<b>0.00</b>	<b>0</b>	<b>0.00</b>	<b>0</b>	<b>0.00</b>	<b>0</b>	<b>0.00</b>	<b>0.00</b>	<b>0.00</b>
<b>OTHER FINANCING SOURCES (USES)</b>										
<b>TOTAL OTHER FINANCING SOURCES (USES)</b>	<b>0.00</b>	<b>0.00</b>		<b>0.00</b>		<b>0.00</b>		<b>0.00</b>	<b>0.00</b>	<b>0.00</b>
<b>NET CHANGE IN FUND BALANCE</b>	<b>0.00</b>	<b>0.00</b>		<b>0.00</b>		<b>1,121.09</b>		<b>0.00</b>	<b>0.00</b>	<b>-1,121.09</b>



FUND DEPT 2610-026 : WORKING CASH FUND - COUNTY TREASURER

5/11/2023 9:47:22 AM

PERIOD ENDING 4/30/2023

	ACTUAL LAST YEAR			ACTUAL THIS YEAR				ENCUMBRANCE	BUDGET	UNENCUMBERED BALANCE
	CURRENT MONTH	YEAR TO DATE	%	CURRENT MONTH	%	YEAR TO DATE	%			
<b>REVENUES</b>										
4008 INVESTMENT EARNINGS	115.09	238.51	3	0.00	0	2,644.34	38	0.00	7,000.00	4,355.66
<b>TOTAL REVENUES</b>	<b>115.09</b>	<b>238.51</b>	<b>3</b>	<b>0.00</b>	<b>0</b>	<b>2,644.34</b>	<b>38</b>	<b>0.00</b>	<b>7,000.00</b>	<b>4,355.66</b>
<b>OTHER FINANCING SOURCES (USES)</b>										
7001 OTHER FINANCING USES	0.00	0.00	0	0.00	0	0.00	0	0.00	-7,000.00	-7,000.00
<b>TOTAL OTHER FINANCING SOURCES (USES)</b>	<b>0.00</b>	<b>0.00</b>		<b>0.00</b>		<b>0.00</b>		<b>0.00</b>	<b>-7,000.00</b>	<b>-7,000.00</b>
<b>NET CHANGE IN FUND BALANCE</b>	<b>115.09</b>	<b>238.51</b>		<b>0.00</b>		<b>2,644.34</b>		<b>0.00</b>	<b>0.00</b>	<b>-2,644.34</b>



FUND DEPT 2611-022 : COUNTY CLK SURCHARGE FUND - COUNTY CLERK

5/11/2023 9:47:22 AM

PERIOD ENDING 4/30/2023

	ACTUAL LAST YEAR			ACTUAL THIS YEAR				ENCUMBRANCE	BUDGET	UNENCUMBERED BALANCE
	CURRENT MONTH	YEAR TO DATE	%	CURRENT MONTH	%	YEAR TO DATE	%			
<b>REVENUES</b>										
4007 CHARGES FOR SERVICES	995.00	2,741.00	23	878.00	0	2,659.00	0	0.00	0.00	-2,659.00
<b>TOTAL REVENUES</b>	<b>995.00</b>	<b>2,741.00</b>	<b>23</b>	<b>878.00</b>	<b>0</b>	<b>2,659.00</b>	<b>0</b>	<b>0.00</b>	<b>0.00</b>	<b>-2,659.00</b>
<b>EXPENDITURES</b>										
5020 SERVICES	995.00	2,741.00	23	0.00	0	0.00	0	0.00	0.00	0.00
<b>TOTAL EXPENDITURES</b>	<b>995.00</b>	<b>2,741.00</b>	<b>23</b>	<b>0.00</b>	<b>0</b>	<b>0.00</b>	<b>0</b>	<b>0.00</b>	<b>0.00</b>	<b>0.00</b>
<b>NET CHANGE IN FUND BALANCE</b>	<b>0.00</b>	<b>0.00</b>		<b>878.00</b>		<b>2,659.00</b>		<b>0.00</b>	<b>0.00</b>	<b>-2,659.00</b>



**FUND DEPT 2612-040 : SHERIFF DRUG FORFEITURES - SHERIFF**

5/11/2023 9:47:22 AM

**PERIOD ENDING 4/30/2023**

	ACTUAL LAST YEAR			ACTUAL THIS YEAR				ENCUMBRANCE	BUDGET	UNENCUMBERED BALANCE
	CURRENT MONTH	YEAR TO DATE	%	CURRENT MONTH	%	YEAR TO DATE	%			
<b>REVENUES</b>										
4005 FINES AND FORFEITURES	0.00	0.00	0	0.00	0	37.50	0	0.00	10,000.00	9,962.50
4008 INVESTMENT EARNINGS	36.72	76.37	153	0.00	0	785.58	786	0.00	100.00	-685.58
<b>TOTAL REVENUES</b>	<b>36.72</b>	<b>76.37</b>	<b>1</b>	<b>0.00</b>	<b>0</b>	<b>823.08</b>	<b>8</b>	<b>0.00</b>	<b>10,100.00</b>	<b>9,276.92</b>
<b>EXPENDITURES</b>										
5010 COMMODITIES	1,236.47	2,012.26	25	869.78	16	2,442.83	44	0.00	5,500.00	3,057.17
5020 SERVICES	0.00	296.81	2	418.02	3	1,181.02	8	0.00	15,600.00	14,418.98
<b>TOTAL EXPENDITURES</b>	<b>1,236.47</b>	<b>2,309.07</b>	<b>9</b>	<b>1,287.80</b>	<b>6</b>	<b>3,623.85</b>	<b>17</b>	<b>0.00</b>	<b>21,100.00</b>	<b>17,476.15</b>
<b>OTHER FINANCING SOURCES (USES)</b>										
<b>TOTAL OTHER FINANCING SOURCES (USES)</b>	<b>0.00</b>	<b>0.00</b>		<b>0.00</b>		<b>0.00</b>		<b>0.00</b>	<b>0.00</b>	<b>0.00</b>
<b>NET CHANGE IN FUND BALANCE</b>	<b>-1,199.75</b>	<b>-2,232.70</b>		<b>-1,287.80</b>		<b>-2,800.77</b>		<b>0.00</b>	<b>-11,000.00</b>	<b>-8,199.23</b>



FUND DEPT 2613-030 : COURT'S AUTOMATION FUND - CIRCUIT CLERK

5/11/2023 9:47:22 AM

PERIOD ENDING 4/30/2023

	ACTUAL LAST YEAR			ACTUAL THIS YEAR				ENCUMBRANCE	BUDGET	UNENCUMBERED BALANCE
	CURRENT MONTH	YEAR TO DATE	%	CURRENT MONTH	%	YEAR TO DATE	%			
<b>REVENUES</b>										
4004 INTERGOVERNMENTAL REVENUE	0.00	0.00	0	0.00	0	0.00	0	0.00	52,323.42	52,323.42
4007 CHARGES FOR SERVICES	22,787.43	52,445.15	23	25,533.53	13	66,764.44	33	0.00	200,000.00	133,235.56
4008 INVESTMENT EARNINGS	1.82	14.10	0	0.00	0	424.20	0	0.00	0.00	-424.20
<b>TOTAL REVENUES</b>	<b>22,789.25</b>	<b>52,459.25</b>	<b>21</b>	<b>25,533.53</b>	<b>10</b>	<b>67,188.64</b>	<b>27</b>	<b>0.00</b>	<b>252,323.42</b>	<b>185,134.78</b>
<b>EXPENDITURES</b>										
5010 COMMODITIES	0.00	0.00	0	0.00	0	0.00	0	61,133.60	62,323.42	1,189.82
5020 SERVICES	6,584.33	122,615.76	59	0.00	0	117,831.31	42	0.00	282,919.00	165,087.69
8000 CAPITAL OUTLAY	14,311.39	14,311.39	25	0.00	0	0.00	0	0.00	0.00	0.00
<b>TOTAL EXPENDITURES</b>	<b>20,895.72</b>	<b>136,927.15</b>	<b>50</b>	<b>0.00</b>	<b>0</b>	<b>117,831.31</b>	<b>34</b>	<b>61,133.60</b>	<b>345,242.42</b>	<b>166,277.51</b>
<b>OTHER FINANCING SOURCES (USES)</b>										
<b>TOTAL OTHER FINANCING SOURCES (USES)</b>	<b>0.00</b>	<b>0.00</b>		<b>0.00</b>		<b>0.00</b>		<b>0.00</b>	<b>0.00</b>	<b>0.00</b>
<b>NET CHANGE IN FUND BALANCE</b>	<b>1,893.53</b>	<b>-84,467.90</b>		<b>25,533.53</b>		<b>-50,642.67</b>		<b>-61,133.60</b>	<b>-92,919.00</b>	<b>18,857.27</b>





FUND DEPT 2614-023 : RECORDER'S AUTOMATION FND - RECORDER

5/11/2023 9:47:22 AM

PERIOD ENDING 4/30/2023

	ACTUAL LAST YEAR			ACTUAL THIS YEAR				ENCUMBRANCE	BUDGET	UNENCUMBERED BALANCE
	CURRENT MONTH	YEAR TO DATE	%	CURRENT MONTH	%	YEAR TO DATE	%			
<b>REVENUES</b>										
4007 CHARGES FOR SERVICES	11,821.00	38,275.55	21	18,823.04	10	45,176.34	25	0.00	180,000.00	134,823.66
4008 INVESTMENT EARNINGS	138.93	286.70	6	0.00	0	4,007.63	401	0.00	1,000.00	-3,007.63
<b>TOTAL REVENUES</b>	<b>11,959.93</b>	<b>38,562.25</b>	<b>21</b>	<b>18,823.04</b>	<b>10</b>	<b>49,183.97</b>	<b>27</b>	<b>0.00</b>	<b>181,000.00</b>	<b>131,816.03</b>
<b>EXPENDITURES</b>										
5001 SALARIES AND WAGES	1,080.72	4,202.80	16	1,251.72	5	4,413.96	16	0.00	27,128.00	22,714.04
5003 FRINGE BENEFITS	222.75	566.08	15	201.16	10	540.62	26	0.00	2,103.00	1,562.38
5010 COMMODITIES	41.74	65,135.30	372	0.00	0	7,060.71	41	0.00	17,422.00	10,361.29
5020 SERVICES	10,754.08	24,778.48	35	1,250.75	1	82,603.65	51	0.00	160,538.00	77,934.35
8000 CAPITAL OUTLAY	0.00	0.00	0	0.00	0	0.00	0	0.00	2,840.00	2,840.00
<b>TOTAL EXPENDITURES</b>	<b>12,099.29</b>	<b>94,682.66</b>	<b>53</b>	<b>2,703.63</b>	<b>1</b>	<b>94,618.94</b>	<b>45</b>	<b>0.00</b>	<b>210,031.00</b>	<b>115,412.06</b>
<b>NET CHANGE IN FUND BALANCE</b>	<b>-139.36</b>	<b>-56,120.41</b>		<b>16,119.41</b>		<b>-45,434.97</b>		<b>0.00</b>	<b>-29,031.00</b>	<b>16,403.97</b>




FUND DEPT 2615-036 : PUBLIC DEFENDER AUTOMATN - PUBLIC DEFENDER

5/11/2023 9:47:22 AM

PERIOD ENDING 4/30/2023

	ACTUAL LAST YEAR			ACTUAL THIS YEAR				ENCUMBRANCE	BUDGET	UNENCUMBERED BALANCE
	CURRENT MONTH	YEAR TO DATE	%	CURRENT MONTH	%	YEAR TO DATE	%			
<b>REVENUES</b>										
4007 CHARGES FOR SERVICES	46.00	120.00	18	625.50	96	1,242.50	191	0.00	650.00	-592.50
<b>TOTAL REVENUES</b>	<b>46.00</b>	<b>120.00</b>	<b>18</b>	<b>625.50</b>	<b>96</b>	<b>1,242.50</b>	<b>191</b>	<b>0.00</b>	<b>650.00</b>	<b>-592.50</b>
<b>EXPENDITURES</b>										
5010 COMMODITIES	0.00	0.00	0	0.00	0	0.00	0	0.00	650.00	650.00
<b>TOTAL EXPENDITURES</b>	<b>0.00</b>	<b>0.00</b>	<b>0</b>	<b>0.00</b>	<b>0</b>	<b>0.00</b>	<b>0</b>	<b>0.00</b>	<b>650.00</b>	<b>650.00</b>
<b>NET CHANGE IN FUND BALANCE</b>	<b>46.00</b>	<b>120.00</b>		<b>625.50</b>		<b>1,242.50</b>		<b>0.00</b>	<b>0.00</b>	<b>-1,242.50</b>




FUND DEPT 2617-030 : CHILD SUPPORT SERV FUND - CIRCUIT CLERK

5/11/2023 9:47:22 AM

PERIOD ENDING 4/30/2023

	ACTUAL LAST YEAR			ACTUAL THIS YEAR				ENCUMBRANCE	BUDGET	UNENCUMBERED BALANCE
	CURRENT MONTH	YEAR TO DATE	%	CURRENT MONTH	%	YEAR TO DATE	%			
<b>REVENUES</b>										
4007 CHARGES FOR SERVICES	0.00	430.00	2	0.00	0	324.00	3	0.00	10,000.00	9,676.00
4008 INVESTMENT EARNINGS	15.96	33.16	0	0.00	0	317.34	0	0.00	0.00	-317.34
<b>TOTAL REVENUES</b>	<b>15.96</b>	<b>463.16</b>	<b>3</b>	<b>0.00</b>	<b>0</b>	<b>641.34</b>	<b>6</b>	<b>0.00</b>	<b>10,000.00</b>	<b>9,358.66</b>
<b>EXPENDITURES</b>										
5020 SERVICES	0.00	2,500.00	19	0.00	0	2,500.00	25	0.00	10,000.00	7,500.00
<b>TOTAL EXPENDITURES</b>	<b>0.00</b>	<b>2,500.00</b>	<b>14</b>	<b>0.00</b>	<b>0</b>	<b>2,500.00</b>	<b>25</b>	<b>0.00</b>	<b>10,000.00</b>	<b>7,500.00</b>
<b>OTHER FINANCING SOURCES (USES)</b>										
<b>TOTAL OTHER FINANCING SOURCES (USES)</b>	<b>0.00</b>	<b>0.00</b>		<b>0.00</b>		<b>0.00</b>		<b>0.00</b>	<b>0.00</b>	<b>0.00</b>
<b>NET CHANGE IN FUND BALANCE</b>	<b>15.96</b>	<b>-2,036.84</b>		<b>0.00</b>		<b>-1,858.66</b>		<b>0.00</b>	<b>0.00</b>	<b>1,858.66</b>



FUND DEPT 2618-051 : PROBATION SERVICES FUND - JUVENILE DETENTION CENTER

5/11/2023 9:47:22 AM

PERIOD ENDING 4/30/2023

	ACTUAL LAST YEAR			ACTUAL THIS YEAR				ENCUMBRANCE	BUDGET	UNENCUMBERED BALANCE
	CURRENT MONTH	YEAR TO DATE	%	CURRENT MONTH	%	YEAR TO DATE	%			
<b>REVENUES</b>										
4007 CHARGES FOR SERVICES	3,343.50	7,640.50	17	3,794.00	11	8,949.93	26	0.00	35,000.00	26,050.07
<b>TOTAL REVENUES</b>	<b>3,343.50</b>	<b>7,640.50</b>	<b>17</b>	<b>3,794.00</b>	<b>11</b>	<b>8,949.93</b>	<b>26</b>	<b>0.00</b>	<b>35,000.00</b>	<b>26,050.07</b>
<b>EXPENDITURES</b>										
5020 SERVICES	0.00	0.00	0	0.00	0	0.00	0	0.00	50,000.00	50,000.00
<b>TOTAL EXPENDITURES</b>	<b>0.00</b>	<b>0.00</b>	<b>0</b>	<b>0.00</b>	<b>0</b>	<b>0.00</b>	<b>0</b>	<b>0.00</b>	<b>50,000.00</b>	<b>50,000.00</b>
<b>OTHER FINANCING SOURCES (USES)</b>										
<b>TOTAL OTHER FINANCING SOURCES (USES)</b>	<b>0.00</b>	<b>0.00</b>		<b>0.00</b>		<b>0.00</b>		<b>0.00</b>	<b>0.00</b>	<b>0.00</b>
<b>NET CHANGE IN FUND BALANCE</b>	<b>3,343.50</b>	<b>7,640.50</b>		<b>3,794.00</b>		<b>8,949.93</b>		<b>0.00</b>	<b>-15,000.00</b>	<b>-23,949.93</b>



FUND DEPT 2618-052 : PROBATION SERVICES FUND - COURT SERVICES -PROBATION

5/11/2023 9:47:22 AM

PERIOD ENDING 4/30/2023

	ACTUAL LAST YEAR			ACTUAL THIS YEAR				ENCUMBRANCE	BUDGET	UNENCUMBERED BALANCE
	CURRENT MONTH	YEAR TO DATE	%	CURRENT MONTH	%	YEAR TO DATE	%			
<b>REVENUES</b>										
4007 CHARGES FOR SERVICES	30,609.11	69,558.24	19	31,306.87	10	81,582.79	25	0.00	325,000.00	243,417.21
4008 INVESTMENT EARNINGS	552.25	1,144.83	153	0.00	0	14,022.09	312	0.00	4,500.00	-9,522.09
4009 MISCELLANEOUS REVENUES	0.00	0.00	0	25.00	5	100.00	20	0.00	500.00	400.00
<b>TOTAL REVENUES</b>	<b>31,161.36</b>	<b>70,703.07</b>	<b>18</b>	<b>31,331.87</b>	<b>9</b>	<b>95,704.88</b>	<b>29</b>	<b>0.00</b>	<b>330,000.00</b>	<b>234,295.12</b>
<b>EXPENDITURES</b>										
5010 COMMODITIES	43.57	7,693.48	9	4,650.38	6	9,415.43	11	0.00	84,250.00	74,834.57
5020 SERVICES	12,383.05	26,244.19	9	12,617.84	4	33,899.41	12	0.00	293,250.00	259,350.59
8000 CAPITAL OUTLAY	0.00	0.00	0	0.00	0	0.00	0	0.00	36,500.00	36,500.00
<b>TOTAL EXPENDITURES</b>	<b>12,426.62</b>	<b>33,937.67</b>	<b>8</b>	<b>17,268.22</b>	<b>4</b>	<b>43,314.84</b>	<b>10</b>	<b>0.00</b>	<b>414,000.00</b>	<b>370,685.16</b>
<b>OTHER FINANCING SOURCES (USES)</b>										
7001 OTHER FINANCING USES	0.00	0.00	0	0.00	0	0.00	0	0.00	-10,000.00	-10,000.00
<b>TOTAL OTHER FINANCING SOURCES (USES)</b>	<b>0.00</b>	<b>0.00</b>		<b>0.00</b>		<b>0.00</b>		<b>0.00</b>	<b>-10,000.00</b>	<b>-10,000.00</b>
<b>NET CHANGE IN FUND BALANCE</b>	<b>18,734.74</b>	<b>36,765.40</b>		<b>14,063.65</b>		<b>52,390.04</b>		<b>0.00</b>	<b>-94,000.00</b>	<b>-146,390.04</b>



FUND DEPT 2619-026 : TAX SALE AUTOMATION FUND - COUNTY TREASURER

5/11/2023 9:47:22 AM

PERIOD ENDING 4/30/2023

	ACTUAL LAST YEAR			ACTUAL THIS YEAR				ENCUMBRANCE	BUDGET	UNENCUMBERED BALANCE
	CURRENT MONTH	YEAR TO DATE	%	CURRENT MONTH	%	YEAR TO DATE	%			
<b>REVENUES</b>										
4007 CHARGES FOR SERVICES	230.00	3,741.50	19	1,910.00	11	3,727.60	22	0.00	17,200.00	13,472.40
4008 INVESTMENT EARNINGS	5.11	9.68	5	0.00	0	97.86	49	0.00	200.00	102.14
<b>TOTAL REVENUES</b>	<b>235.11</b>	<b>3,751.18</b>	<b>19</b>	<b>1,910.00</b>	<b>11</b>	<b>3,825.46</b>	<b>22</b>	<b>0.00</b>	<b>17,400.00</b>	<b>13,574.54</b>
<b>EXPENDITURES</b>										
5001 SALARIES AND WAGES	136.00	136.00	2	632.00	5	632.00	5	0.00	11,500.00	10,868.00
5003 FRINGE BENEFITS	10.40	10.40	1	48.34	4	48.34	4	0.00	1,157.00	1,108.66
5010 COMMODITIES	0.00	0.00	0	0.00	0	0.00	0	0.00	2,000.00	2,000.00
5020 SERVICES	0.00	0.00	0	0.00	0	205.00	8	0.00	2,500.00	2,295.00
<b>TOTAL EXPENDITURES</b>	<b>146.40</b>	<b>146.40</b>	<b>1</b>	<b>680.34</b>	<b>4</b>	<b>885.34</b>	<b>5</b>	<b>0.00</b>	<b>17,157.00</b>	<b>16,271.66</b>
<b>NET CHANGE IN FUND BALANCE</b>	<b>88.71</b>	<b>3,604.78</b>		<b>1,229.66</b>		<b>2,940.12</b>		<b>0.00</b>	<b>243.00</b>	<b>-2,697.12</b>



FUND DEPT 2621-041 : STS ATTY DRUG FORFEITURES - STATES ATTORNEY

5/11/2023 9:47:22 AM

PERIOD ENDING 4/30/2023

	ACTUAL LAST YEAR			ACTUAL THIS YEAR				ENCUMBRANCE	BUDGET	UNENCUMBERED BALANCE
	CURRENT MONTH	YEAR TO DATE	%	CURRENT MONTH	%	YEAR TO DATE	%			
<b>REVENUES</b>										
4005 FINES AND FORFEITURES	9,230.62	37,912.76	158	0.00	0	5,542.98	23	0.00	24,000.00	18,457.02
4008 INVESTMENT EARNINGS	41.63	85.47	0	0.00	0	712.39	950	0.00	75.00	-637.39
<b>TOTAL REVENUES</b>	<b>9,272.25</b>	<b>37,998.23</b>	<b>158</b>	<b>0.00</b>	<b>0</b>	<b>6,255.37</b>	<b>26</b>	<b>0.00</b>	<b>24,075.00</b>	<b>17,819.63</b>
<b>EXPENDITURES</b>										
5010 COMMODITIES	857.41	3,391.16	6	4,512.48	7	9,542.72	16	0.00	61,000.00	51,457.28
5020 SERVICES	6,502.01	6,502.01	14	1,022.85	2	5,884.65	13	0.00	46,175.00	40,290.35
<b>TOTAL EXPENDITURES</b>	<b>7,359.42</b>	<b>9,893.17</b>	<b>9</b>	<b>5,535.33</b>	<b>5</b>	<b>15,427.37</b>	<b>14</b>	<b>0.00</b>	<b>107,175.00</b>	<b>91,747.63</b>
<b>OTHER FINANCING SOURCES (USES)</b>										
<b>TOTAL OTHER FINANCING SOURCES (USES)</b>	<b>0.00</b>	<b>0.00</b>		<b>0.00</b>		<b>0.00</b>		<b>0.00</b>	<b>0.00</b>	<b>0.00</b>
<b>NET CHANGE IN FUND BALANCE</b>	<b>1,912.83</b>	<b>28,105.06</b>		<b>-5,535.33</b>		<b>-9,172.00</b>		<b>0.00</b>	<b>-83,100.00</b>	<b>-73,928.00</b>



FUND DEPT 2627-026 : PROPERTY TAX INT FEE FUND - COUNTY TREASURER

5/11/2023 9:47:22 AM

PERIOD ENDING 4/30/2023

	ACTUAL LAST YEAR			ACTUAL THIS YEAR				ENCUMBRANCE	BUDGET	UNENCUMBERED BALANCE
	CURRENT MONTH	YEAR TO DATE	%	CURRENT MONTH	%	YEAR TO DATE	%			
<b>REVENUES</b>										
4007 CHARGES FOR SERVICES	0.00	0.00	0	60.00	0	300.00	1	0.00	55,000.00	54,700.00
4008 INVESTMENT EARNINGS	24.66	33.43	2	0.00	0	140.91	7	0.00	2,000.00	1,859.09
<b>TOTAL REVENUES</b>	<b>24.66</b>	<b>33.43</b>	<b>0</b>	<b>60.00</b>	<b>0</b>	<b>440.91</b>	<b>1</b>	<b>0.00</b>	<b>57,000.00</b>	<b>56,559.09</b>
<b>OTHER FINANCING SOURCES (USES)</b>										
7001 OTHER FINANCING USES	0.00	0.00	0	0.00	0	0.00	0	0.00	-57,000.00	-57,000.00
<b>TOTAL OTHER FINANCING SOURCES (USES)</b>	<b>0.00</b>	<b>0.00</b>		<b>0.00</b>		<b>0.00</b>		<b>0.00</b>	<b>-57,000.00</b>	<b>-57,000.00</b>
<b>NET CHANGE IN FUND BALANCE</b>	<b>24.66</b>	<b>33.43</b>		<b>60.00</b>		<b>440.91</b>		<b>0.00</b>	<b>0.00</b>	<b>-440.91</b>





FUND DEPT 2628-022 : ELECTN ASSIST/ACCESSIBLTY - COUNTY CLERK

5/11/2023 9:47:22 AM

PERIOD ENDING 4/30/2023

	ACTUAL LAST YEAR			ACTUAL THIS YEAR				ENCUMBRANCE	BUDGET	UNENCUMBERED BALANCE
	CURRENT MONTH	YEAR TO DATE	%	CURRENT MONTH	%	YEAR TO DATE	%			
<b>REVENUES</b>										
4004 INTERGOVERNMENTAL REVENUE	0.00	0.00	0	0.00	0	0.00	0	0.00	230,607.00	230,607.00
<b>TOTAL REVENUES</b>	<b>0.00</b>	<b>0.00</b>	<b>0</b>	<b>0.00</b>	<b>0</b>	<b>0.00</b>	<b>0</b>	<b>0.00</b>	<b>230,607.00</b>	<b>230,607.00</b>
<b>EXPENDITURES</b>										
5001 SALARIES AND WAGES	1,693.17	3,040.70	9	1,359.00	2	6,767.00	10	0.00	70,000.00	63,233.00
5003 FRINGE BENEFITS	136.26	239.34	8	216.46	3	560.82	8	0.00	7,035.00	6,474.18
5010 COMMODITIES	0.00	0.00	0	0.00	0	0.00	0	0.00	17,288.00	17,288.00
5020 SERVICES	532.20	6,108.75	5	19,353.28	14	121,179.01	89	0.00	136,284.00	15,104.99
<b>TOTAL EXPENDITURES</b>	<b>2,361.63</b>	<b>9,388.79</b>	<b>4</b>	<b>20,928.74</b>	<b>9</b>	<b>128,506.83</b>	<b>56</b>	<b>0.00</b>	<b>230,607.00</b>	<b>102,100.17</b>
<b>OTHER FINANCING SOURCES (USES)</b>										
<b>TOTAL OTHER FINANCING SOURCES (USES)</b>	<b>0.00</b>	<b>0.00</b>		<b>0.00</b>		<b>0.00</b>		<b>0.00</b>	<b>0.00</b>	<b>0.00</b>
<b>NET CHANGE IN FUND BALANCE</b>	<b>-2,361.63</b>	<b>-9,388.79</b>		<b>-20,928.74</b>		<b>-128,506.83</b>		<b>0.00</b>	<b>0.00</b>	<b>128,506.83</b>



FUND DEPT 2629-010 : COUNTY HISTORICAL FUND - COUNTY BOARD

5/11/2023 9:47:22 AM

PERIOD ENDING 4/30/2023

	ACTUAL LAST YEAR			ACTUAL THIS YEAR				ENCUMBRANCE	BUDGET	UNENCUMBERED BALANCE
	CURRENT MONTH	YEAR TO DATE	%	CURRENT MONTH	%	YEAR TO DATE	%			
<b>REVENUES</b>										
4008 INVESTMENT EARNINGS	2.72	5.65	57	0.00	0	62.85	210	0.00	30.00	-32.85
<b>TOTAL REVENUES</b>	<b>2.72</b>	<b>5.65</b>	<b>57</b>	<b>0.00</b>	<b>0</b>	<b>62.85</b>	<b>210</b>	<b>0.00</b>	<b>30.00</b>	<b>-32.85</b>
<b>EXPENDITURES</b>										
5020 SERVICES	0.00	0.00	0	0.00	0	0.00	0	0.00	5,000.00	5,000.00
<b>TOTAL EXPENDITURES</b>	<b>0.00</b>	<b>0.00</b>	<b>0</b>	<b>0.00</b>	<b>0</b>	<b>0.00</b>	<b>0</b>	<b>0.00</b>	<b>5,000.00</b>	<b>5,000.00</b>
<b>NET CHANGE IN FUND BALANCE</b>	<b>2.72</b>	<b>5.65</b>		<b>0.00</b>		<b>62.85</b>		<b>0.00</b>	<b>-4,970.00</b>	<b>-5,032.85</b>



FUND DEPT 2630-030 : CIR CLK OPERATION & ADMIN - CIRCUIT CLERK

5/11/2023 9:47:22 AM

PERIOD ENDING 4/30/2023

	ACTUAL LAST YEAR			ACTUAL THIS YEAR				ENCUMBRANCE	BUDGET	UNENCUMBERED BALANCE
	CURRENT MONTH	YEAR TO DATE	%	CURRENT MONTH	%	YEAR TO DATE	%			
<b>REVENUES</b>										
4004 INTERGOVERNMENTAL REVENUE	0.00	0.00	0	0.00	0	0.00	0	0.00	28,301.00	28,301.00
4007 CHARGES FOR SERVICES	132,833.96	148,980.13	56	78,741.41	17	195,951.05	44	0.00	450,000.00	254,048.95
4008 INVESTMENT EARNINGS	27.04	48.99	0	0.00	0	3,699.43	0	0.00	0.00	-3,699.43
<b>TOTAL REVENUES</b>	<b>132,861.00</b>	<b>149,029.12</b>	<b>56</b>	<b>78,741.41</b>	<b>16</b>	<b>199,650.48</b>	<b>42</b>	<b>0.00</b>	<b>478,301.00</b>	<b>278,650.52</b>
<b>EXPENDITURES</b>										
5001 SALARIES AND WAGES	8,229.00	30,858.75	29	0.00	0	0.00	0	0.00	79,997.00	79,997.00
5003 FRINGE BENEFITS	2,433.82	6,524.07	25	0.00	0	0.00	0	0.00	21,125.00	21,125.00
5010 COMMODITIES	129.16	10,911.29	13	79.07	0	4,549.97	5	0.00	87,501.00	82,951.03
5020 SERVICES	0.00	366.96	0	25,265.00	13	35,193.75	18	0.00	193,482.00	158,288.25
<b>TOTAL EXPENDITURES</b>	<b>10,791.98</b>	<b>48,661.07</b>	<b>17</b>	<b>25,344.07</b>	<b>7</b>	<b>39,743.72</b>	<b>10</b>	<b>0.00</b>	<b>382,105.00</b>	<b>342,361.28</b>
<b>OTHER FINANCING SOURCES (USES)</b>										
<b>TOTAL OTHER FINANCING SOURCES (USES)</b>	<b>0.00</b>	<b>0.00</b>		<b>0.00</b>		<b>0.00</b>		<b>0.00</b>	<b>0.00</b>	<b>0.00</b>
<b>NET CHANGE IN FUND BALANCE</b>	<b>122,069.02</b>	<b>100,368.05</b>		<b>53,397.34</b>		<b>159,906.76</b>		<b>0.00</b>	<b>96,196.00</b>	<b>-63,710.76</b>



FUND DEPT 2632-030 : CIR CLK ELCTRNC CITATIONS - CIRCUIT CLERK

5/11/2023 9:47:22 AM

PERIOD ENDING 4/30/2023

	ACTUAL LAST YEAR			ACTUAL THIS YEAR				ENCUMBRANCE	BUDGET	UNENCUMBERED BALANCE
	CURRENT MONTH	YEAR TO DATE	%	CURRENT MONTH	%	YEAR TO DATE	%			
<b>REVENUES</b>										
4007 CHARGES FOR SERVICES	4,970.00	10,655.63	19	5,549.50	12	14,130.99	31	0.00	45,000.00	30,869.01
4008 INVESTMENT EARNINGS	68.87	141.99	0	0.00	0	1,923.95	0	0.00	0.00	-1,923.95
<b>TOTAL REVENUES</b>	<b>5,038.87</b>	<b>10,797.62</b>	<b>20</b>	<b>5,549.50</b>	<b>12</b>	<b>16,054.94</b>	<b>36</b>	<b>0.00</b>	<b>45,000.00</b>	<b>28,945.06</b>
<b>EXPENDITURES</b>										
5020 SERVICES	0.00	0.00	0	0.00	0	0.00	0	0.00	225,000.00	225,000.00
<b>TOTAL EXPENDITURES</b>	<b>0.00</b>	<b>0.00</b>	<b>0</b>	<b>0.00</b>	<b>0</b>	<b>0.00</b>	<b>0</b>	<b>0.00</b>	<b>225,000.00</b>	<b>225,000.00</b>
<b>NET CHANGE IN FUND BALANCE</b>	<b>5,038.87</b>	<b>10,797.62</b>		<b>5,549.50</b>		<b>16,054.94</b>		<b>0.00</b>	<b>-180,000.00</b>	<b>-196,054.94</b>



FUND DEPT 2633-041 : STS ATTY RECORDS AUTOMATN - STATES ATTORNEY

5/11/2023 9:47:22 AM

PERIOD ENDING 4/30/2023

	ACTUAL LAST YEAR			ACTUAL THIS YEAR				ENCUMBRANCE	BUDGET	UNENCUMBERED BALANCE
	CURRENT MONTH	YEAR TO DATE	%	CURRENT MONTH	%	YEAR TO DATE	%			
<b>REVENUES</b>										
4007 CHARGES FOR SERVICES	438.00	926.00	19	397.00	8	1,031.00	21	0.00	5,000.00	3,969.00
4008 INVESTMENT EARNINGS	2.55	5.22	17	0.00	0	54.12	361	0.00	15.00	-39.12
<b>TOTAL REVENUES</b>	<b>440.55</b>	<b>931.22</b>	<b>19</b>	<b>397.00</b>	<b>8</b>	<b>1,085.12</b>	<b>22</b>	<b>0.00</b>	<b>5,015.00</b>	<b>3,929.88</b>
<b>EXPENDITURES</b>										
5020 SERVICES	0.00	0.00	0	0.00	0	0.00	0	0.00	5,000.00	5,000.00
<b>TOTAL EXPENDITURES</b>	<b>0.00</b>	<b>0.00</b>	<b>0</b>	<b>0.00</b>	<b>0</b>	<b>0.00</b>	<b>0</b>	<b>0.00</b>	<b>5,000.00</b>	<b>5,000.00</b>
<b>NET CHANGE IN FUND BALANCE</b>	<b>440.55</b>	<b>931.22</b>		<b>397.00</b>		<b>1,085.12</b>		<b>0.00</b>	<b>15.00</b>	<b>-1,070.12</b>



**FUND DEPT 2635-040 : CANNABIS REGULATION FUND - SHERIFF**

5/11/2023 9:47:22 AM

**PERIOD ENDING 4/30/2023**

	ACTUAL LAST YEAR			ACTUAL THIS YEAR				ENCUMBRANCE	BUDGET	UNENCUMBERED BALANCE
	CURRENT MONTH	YEAR TO DATE	%	CURRENT MONTH	%	YEAR TO DATE	%			
<b>REVENUES</b>										
4004 INTERGOVERNMENTAL REVENUE	9,039.07	9,039.07	19	4,289.85	9	8,007.11	17	0.00	48,000.00	39,992.89
4008 INVESTMENT EARNINGS	13.43	27.82	0	0.00	0	707.13	707	0.00	100.00	-607.13
<b>TOTAL REVENUES</b>	<b>9,052.50</b>	<b>9,066.89</b>	<b>19</b>	<b>4,289.85</b>	<b>9</b>	<b>8,714.24</b>	<b>18</b>	<b>0.00</b>	<b>48,100.00</b>	<b>39,385.76</b>
<b>EXPENDITURES</b>										
5010 COMMODITIES	0.00	0.00	0	0.00	0	0.00	0	0.00	25,000.00	25,000.00
5020 SERVICES	0.00	0.00	0	0.00	0	0.00	0	0.00	23,000.00	23,000.00
<b>TOTAL EXPENDITURES</b>	<b>0.00</b>	<b>0.00</b>	<b>0</b>	<b>0.00</b>	<b>0</b>	<b>0.00</b>	<b>0</b>	<b>0.00</b>	<b>48,000.00</b>	<b>48,000.00</b>
<b>NET CHANGE IN FUND BALANCE</b>	<b>9,052.50</b>	<b>9,066.89</b>		<b>4,289.85</b>		<b>8,714.24</b>		<b>0.00</b>	<b>100.00</b>	<b>-8,614.24</b>



**FUND DEPT 2638-042 : CORONER STATUTORY FEES - CORONER**

5/11/2023 9:47:22 AM

**PERIOD ENDING 4/30/2023**

	ACTUAL LAST YEAR			ACTUAL THIS YEAR				ENCUMBRANCE	BUDGET	UNENCUMBERED BALANCE
	CURRENT MONTH	YEAR TO DATE	%	CURRENT MONTH	%	YEAR TO DATE	%			
<b>REVENUES</b>										
4007 CHARGES FOR SERVICES	6,436.32	22,295.98	36	10,681.88	16	17,291.88	26	0.00	66,000.00	48,708.12
<b>TOTAL REVENUES</b>	<b>6,436.32</b>	<b>22,295.98</b>	<b>36</b>	<b>10,681.88</b>	<b>16</b>	<b>17,291.88</b>	<b>26</b>	<b>0.00</b>	<b>66,000.00</b>	<b>48,708.12</b>
<b>EXPENDITURES</b>										
5010 COMMODITIES	1,148.52	3,220.84	15	1,615.14	6	6,812.09	25	0.00	27,630.00	20,817.91
5020 SERVICES	847.98	4,729.88	32	1,708.66	13	4,956.47	36	0.00	13,650.00	8,693.53
8000 CAPITAL OUTLAY	0.00	0.00	0	0.00	0	0.00	0	0.00	45,000.00	45,000.00
<b>TOTAL EXPENDITURES</b>	<b>1,996.50</b>	<b>7,950.72</b>	<b>22</b>	<b>3,323.80</b>	<b>4</b>	<b>11,768.56</b>	<b>14</b>	<b>0.00</b>	<b>86,280.00</b>	<b>74,511.44</b>
<b>NET CHANGE IN FUND BALANCE</b>	<b>4,439.82</b>	<b>14,345.26</b>		<b>7,358.08</b>		<b>5,523.32</b>		<b>0.00</b>	<b>-20,280.00</b>	<b>-25,803.32</b>



**FUND DEPT 2638-140 : CORONER STATUTORY FEES - CORRECTIONAL CENTER**

5/11/2023 9:47:22 AM

**PERIOD ENDING 4/30/2023**

	ACTUAL LAST YEAR			ACTUAL THIS YEAR				ENCUMBRANCE	BUDGET	UNENCUMBERED BALANCE
	CURRENT MONTH	YEAR TO DATE	%	CURRENT MONTH	%	YEAR TO DATE	%			
<b>EXPENDITURES</b>										
<b>TOTAL EXPENDITURES</b>	0.00	0.00	0	0.00	0	0.00	0	0.00	0.00	0.00
<b>NET CHANGE IN FUND BALANCE</b>	0.00	0.00		0.00		0.00		0.00	0.00	0.00





FUND DEPT 2658-140 : JAIL COMMISSARY - CORRECTIONAL CENTER

5/11/2023 9:47:22 AM

PERIOD ENDING 4/30/2023

	ACTUAL LAST YEAR			ACTUAL THIS YEAR				ENCUMBRANCE	BUDGET	UNENCUMBERED BALANCE
	CURRENT MONTH	YEAR TO DATE	%	CURRENT MONTH	%	YEAR TO DATE	%			
<b>REVENUES</b>										
4008 INVESTMENT EARNINGS	159.14	334.10	33	0.00	0	4,465.89	344	0.00	1,300.00	-3,165.89
4009 MISCELLANEOUS REVENUES	0.00	0.00	0	0.00	0	13,820.25	13	0.00	110,000.00	96,179.75
<b>TOTAL REVENUES</b>	<b>159.14</b>	<b>334.10</b>	<b>0</b>	<b>0.00</b>	<b>0</b>	<b>18,286.14</b>	<b>16</b>	<b>0.00</b>	<b>111,300.00</b>	<b>93,013.86</b>
<b>EXPENDITURES</b>										
5010 COMMODITIES	0.00	0.00	0	902.44	8	2,341.36	20	0.00	12,000.00	9,658.64
5020 SERVICES	3,824.50	5,239.50	3	136.52	0	390.08	1	0.00	35,660.00	35,269.92
8000 CAPITAL OUTLAY	0.00	0.00	0	0.00	0	0.00	0	0.00	45,000.00	45,000.00
<b>TOTAL EXPENDITURES</b>	<b>3,824.50</b>	<b>5,239.50</b>	<b>2</b>	<b>1,038.96</b>	<b>1</b>	<b>2,731.44</b>	<b>3</b>	<b>0.00</b>	<b>92,660.00</b>	<b>89,928.56</b>
<b>NET CHANGE IN FUND BALANCE</b>	<b>-3,665.36</b>	<b>-4,905.40</b>		<b>-1,038.96</b>		<b>15,554.70</b>		<b>0.00</b>	<b>18,640.00</b>	<b>3,085.30</b>



**FUND DEPT 2659-140 : COUNTY JAIL MEDICAL COSTS - CORRECTIONAL CENTER**

5/11/2023 9:47:22 AM

**PERIOD ENDING 4/30/2023**

	ACTUAL LAST YEAR			ACTUAL THIS YEAR				ENCUMBRANCE	BUDGET	UNENCUMBERED BALANCE
	CURRENT MONTH	YEAR TO DATE	%	CURRENT MONTH	%	YEAR TO DATE	%			
<b>REVENUES</b>										
4007 CHARGES FOR SERVICES	779.00	1,595.00	7	605.00	3	1,532.50	8	0.00	20,000.00	18,467.50
4008 INVESTMENT EARNINGS	1.09	3.79	4	0.00	0	42.55	426	0.00	10.00	-32.55
<b>TOTAL REVENUES</b>	<b>780.09</b>	<b>1,598.79</b>	<b>7</b>	<b>605.00</b>	<b>3</b>	<b>1,575.05</b>	<b>8</b>	<b>0.00</b>	<b>20,010.00</b>	<b>18,434.95</b>
<b>OTHER FINANCING SOURCES (USES)</b>										
7001 OTHER FINANCING USES	0.00	0.00	0	0.00	0	0.00	0	0.00	-20,010.00	-20,010.00
<b>TOTAL OTHER FINANCING SOURCES (USES)</b>	<b>0.00</b>	<b>0.00</b>		<b>0.00</b>		<b>0.00</b>		<b>0.00</b>	<b>-20,010.00</b>	<b>-20,010.00</b>
<b>NET CHANGE IN FUND BALANCE</b>	<b>780.09</b>	<b>1,598.79</b>		<b>605.00</b>		<b>1,575.05</b>		<b>0.00</b>	<b>0.00</b>	<b>-1,575.05</b>



FUND DEPT 2670-022 : COUNTY CLK AUTOMATION FND - COUNTY CLERK

5/11/2023 9:47:22 AM

PERIOD ENDING 4/30/2023

	ACTUAL LAST YEAR			ACTUAL THIS YEAR				ENCUMBRANCE	BUDGET	UNENCUMBERED BALANCE
	CURRENT MONTH	YEAR TO DATE	%	CURRENT MONTH	%	YEAR TO DATE	%			
<b>REVENUES</b>										
4007 CHARGES FOR SERVICES	1,916.00	4,574.00	18	1,960.00	8	5,166.00	21	0.00	25,000.00	19,834.00
4008 INVESTMENT EARNINGS	7.71	17.28	9	0.00	0	265.81	133	0.00	200.00	-65.81
4009 MISCELLANEOUS REVENUES	814.70	8,735.55	218	0.00	0	0.00	0	0.00	12,500.00	12,500.00
<b>TOTAL REVENUES</b>	<b>2,738.41</b>	<b>13,326.83</b>	<b>46</b>	<b>1,960.00</b>	<b>5</b>	<b>5,431.81</b>	<b>14</b>	<b>0.00</b>	<b>37,700.00</b>	<b>32,268.19</b>
<b>EXPENDITURES</b>										
5010 COMMODITIES	742.85	8,132.10	64	0.00	0	0.00	0	0.00	13,500.00	13,500.00
5020 SERVICES	2,410.94	11,675.62	71	2,181.57	13	11,446.25	69	0.00	16,700.00	5,253.75
<b>TOTAL EXPENDITURES</b>	<b>3,153.79</b>	<b>19,807.72</b>	<b>68</b>	<b>2,181.57</b>	<b>7</b>	<b>11,446.25</b>	<b>38</b>	<b>0.00</b>	<b>30,200.00</b>	<b>18,753.75</b>
<b>NET CHANGE IN FUND BALANCE</b>	<b>-415.38</b>	<b>-6,480.89</b>		<b>-221.57</b>		<b>-6,014.44</b>		<b>0.00</b>	<b>7,500.00</b>	<b>13,514.44</b>



FUND DEPT 2671-030 : COURT DOCUMENT STORAGE FD - CIRCUIT CLERK

5/11/2023 9:47:22 AM

PERIOD ENDING 4/30/2023

	ACTUAL LAST YEAR			ACTUAL THIS YEAR				ENCUMBRANCE	BUDGET	UNENCUMBERED BALANCE
	CURRENT MONTH	YEAR TO DATE	%	CURRENT MONTH	%	YEAR TO DATE	%			
<b>REVENUES</b>										
4004 INTERGOVERNMENTAL REVENUE	0.00	0.00	0	0.00	0	0.00	0	0.00	79,981.60	79,981.60
4007 CHARGES FOR SERVICES	22,690.30	52,502.89	24	22,072.24	11	57,840.75	29	0.00	200,000.00	142,159.25
4008 INVESTMENT EARNINGS	7.88	18.74	0	0.00	0	732.84	0	0.00	0.00	-732.84
<b>TOTAL REVENUES</b>	<b>22,698.18</b>	<b>52,521.63</b>	<b>24</b>	<b>22,072.24</b>	<b>8</b>	<b>58,573.59</b>	<b>21</b>	<b>0.00</b>	<b>279,981.60</b>	<b>221,408.01</b>
<b>EXPENDITURES</b>										
5001 SALARIES AND WAGES	6,508.58	24,407.21	29	4,997.22	6	18,698.01	21	0.00	87,544.00	68,845.99
5003 FRINGE BENEFITS	2,087.20	5,674.78	16	829.56	2	2,307.59	7	0.00	34,358.00	32,050.41
5010 COMMODITIES	11,363.32	22,418.68	54	13,763.85	30	28,316.08	62	0.00	45,985.60	17,669.52
5020 SERVICES	9,496.57	10,171.57	19	225.00	0	7,945.00	9	32,630.00	85,329.00	44,754.00
8000 CAPITAL OUTLAY	0.00	0.00	0	0.00	0	0.00	0	36,358.00	50,458.00	14,100.00
<b>TOTAL EXPENDITURES</b>	<b>29,455.67</b>	<b>62,672.24</b>	<b>28</b>	<b>19,815.63</b>	<b>7</b>	<b>57,266.68</b>	<b>19</b>	<b>68,988.00</b>	<b>303,674.60</b>	<b>177,419.92</b>
<b>OTHER FINANCING SOURCES (USES)</b>										
<b>TOTAL OTHER FINANCING SOURCES (USES)</b>	<b>0.00</b>	<b>0.00</b>		<b>0.00</b>		<b>0.00</b>		<b>0.00</b>	<b>0.00</b>	<b>0.00</b>
<b>NET CHANGE IN FUND BALANCE</b>	<b>-6,757.49</b>	<b>-10,150.61</b>		<b>2,256.61</b>		<b>1,306.91</b>		<b>-68,988.00</b>	<b>-23,693.00</b>	<b>43,988.09</b>



**FUND DEPT 2675-041 : VICTIM ADVOCACY GRT-ICJIA - STATES ATTORNEY**

5/11/2023 9:47:22 AM

**PERIOD ENDING 4/30/2023**

	ACTUAL LAST YEAR			ACTUAL THIS YEAR				ENCUMBRANCE	BUDGET	UNENCUMBERED BALANCE
	CURRENT MONTH	YEAR TO DATE	%	CURRENT MONTH	%	YEAR TO DATE	%			
<b>REVENUES</b>										
<b>TOTAL REVENUES</b>	0.00	0.00	0	0.00	0	0.00	0	0.00	0.00	0.00
<b>EXPENDITURES</b>										
<b>TOTAL EXPENDITURES</b>	0.00	0.00	0	0.00	0	0.00	0	0.00	0.00	0.00
<b>OTHER FINANCING SOURCES (USES)</b>										
<b>TOTAL OTHER FINANCING SOURCES (USES)</b>	0.00	0.00		0.00		0.00		0.00	0.00	0.00
<b>NET CHANGE IN FUND BALANCE</b>	0.00	0.00		0.00		0.00		0.00	0.00	0.00



FUND DEPT 2676-011 : SOLID WASTE MANAGEMENT - SOLID WASTE MGMT

5/11/2023 9:47:22 AM

PERIOD ENDING 4/30/2023

	ACTUAL LAST YEAR			ACTUAL THIS YEAR				ENCUMBRANCE	BUDGET	UNENCUMBERED BALANCE
	CURRENT MONTH	YEAR TO DATE	%	CURRENT MONTH	%	YEAR TO DATE	%			
<b>REVENUES</b>										
4004 INTERGOVERNMENTAL REVENUE	0.00	530.00	2	0.00	0	0.00	0	0.00	30,200.00	30,200.00
4006 LICENSES AND PERMITS	0.00	2,485.00	57	1,295.00	30	1,295.00	30	0.00	4,375.00	3,080.00
4008 INVESTMENT EARNINGS	4.77	9.88	40	0.00	0	115.85	0	0.00	0.00	-115.85
4009 MISCELLANEOUS REVENUES	1,500.00	1,500.00	30	0.00	0	0.00	0	0.00	0.00	0.00
<b>TOTAL REVENUES</b>	<b>1,504.77</b>	<b>4,524.88</b>	<b>13</b>	<b>1,295.00</b>	<b>4</b>	<b>1,410.85</b>	<b>4</b>	<b>0.00</b>	<b>34,575.00</b>	<b>33,164.15</b>
<b>EXPENDITURES</b>										
5010 COMMODITIES	0.00	417.98	52	0.00	0	0.00	0	0.00	839.00	839.00
5020 SERVICES	384.80	2,859.80	7	130.00	0	130.00	0	0.00	39,000.00	38,870.00
<b>TOTAL EXPENDITURES</b>	<b>384.80</b>	<b>3,277.78</b>	<b>8</b>	<b>130.00</b>	<b>0</b>	<b>130.00</b>	<b>0</b>	<b>0.00</b>	<b>39,839.00</b>	<b>39,709.00</b>
<b>NET CHANGE IN FUND BALANCE</b>	<b>1,119.97</b>	<b>1,247.10</b>		<b>1,165.00</b>		<b>1,280.85</b>		<b>0.00</b>	<b>-5,264.00</b>	<b>-6,544.85</b>



FUND DEPT 2679-179 : CHILD ADVOCACY CENTER - CHILD ADVOCACY CENTER

5/11/2023 9:47:22 AM

PERIOD ENDING 4/30/2023

	ACTUAL LAST YEAR			ACTUAL THIS YEAR				ENCUMBRANCE	BUDGET	UNENCUMBERED BALANCE
	CURRENT MONTH	YEAR TO DATE	%	CURRENT MONTH	%	YEAR TO DATE	%			
<b>REVENUES</b>										
4004 INTERGOVERNMENTAL REVENUE	17,414.00	61,008.14	19	20,661.00	6	86,133.24	26	0.00	336,575.00	250,441.76
4008 INVESTMENT EARNINGS	0.00	0.47	0	0.00	0	0.00	0	0.00	20.00	20.00
4009 MISCELLANEOUS REVENUES	2,400.00	4,241.30	65	100.00	1	6,098.99	84	0.00	7,223.00	1,124.01
<b>TOTAL REVENUES</b>	<b>19,814.00</b>	<b>65,249.91</b>	<b>20</b>	<b>20,761.00</b>	<b>6</b>	<b>92,232.23</b>	<b>27</b>	<b>0.00</b>	<b>343,818.00</b>	<b>251,585.77</b>
<b>EXPENDITURES</b>										
5001 SALARIES AND WAGES	15,099.99	59,677.49	36	13,173.40	8	49,400.26	29	0.00	171,255.00	121,854.74
5003 FRINGE BENEFITS	5,312.65	15,335.47	28	4,797.38	9	16,781.15	32	0.00	51,972.00	35,190.85
5010 COMMODITIES	0.00	2,304.27	33	297.56	5	1,255.00	20	0.00	6,139.76	4,884.76
5020 SERVICES	13,975.86	31,122.71	30	4,589.13	4	33,419.59	30	0.00	111,411.24	77,991.65
<b>TOTAL EXPENDITURES</b>	<b>34,388.50</b>	<b>108,439.94</b>	<b>33</b>	<b>22,857.47</b>	<b>7</b>	<b>100,856.00</b>	<b>30</b>	<b>0.00</b>	<b>340,778.00</b>	<b>239,922.00</b>
<b>NET CHANGE IN FUND BALANCE</b>	<b>-14,574.50</b>	<b>-43,190.03</b>		<b>-2,096.47</b>		<b>-8,623.77</b>		<b>0.00</b>	<b>3,040.00</b>	<b>11,663.77</b>



FUND DEPT 2685-031 : SPECIALTY COURTS FUND - CIRCUIT COURT

5/11/2023 9:47:22 AM

PERIOD ENDING 4/30/2023

	ACTUAL LAST YEAR			ACTUAL THIS YEAR				ENCUMBRANCE	BUDGET	UNENCUMBERED BALANCE
	CURRENT MONTH	YEAR TO DATE	%	CURRENT MONTH	%	YEAR TO DATE	%			
<b>REVENUES</b>										
4004 INTERGOVERNMENTAL REVENUE	0.00	0.00	0	3,917.10	8	10,364.35	21	0.00	49,351.00	38,986.65
4007 CHARGES FOR SERVICES	1,417.50	3,369.50	12	1,337.50	5	3,377.00	12	0.00	27,600.00	24,223.00
4008 INVESTMENT EARNINGS	37.52	78.71	79	0.00	0	905.24	905	0.00	100.00	-805.24
<b>TOTAL REVENUES</b>	<b>1,455.02</b>	<b>3,448.21</b>	<b>5</b>	<b>5,254.60</b>	<b>7</b>	<b>14,646.59</b>	<b>19</b>	<b>0.00</b>	<b>77,051.00</b>	<b>62,404.41</b>
<b>EXPENDITURES</b>										
5001 SALARIES AND WAGES	2,909.63	6,668.88	14	3,780.00	7	14,175.00	26	0.00	54,689.00	40,514.00
5003 FRINGE BENEFITS	353.20	725.10	4	623.92	3	1,739.37	9	0.00	18,395.00	16,655.63
5010 COMMODITIES	0.00	0.00	0	19.96	1	19.96	1	0.00	1,500.00	1,480.04
5020 SERVICES	48.31	193.27	2	34.00	0	1,616.82	15	0.00	11,100.00	9,483.18
<b>TOTAL EXPENDITURES</b>	<b>3,311.14</b>	<b>7,587.25</b>	<b>10</b>	<b>4,457.88</b>	<b>5</b>	<b>17,551.15</b>	<b>20</b>	<b>0.00</b>	<b>85,684.00</b>	<b>68,132.85</b>
<b>OTHER FINANCING SOURCES (USES)</b>										
<b>TOTAL OTHER FINANCING SOURCES (USES)</b>	<b>0.00</b>	<b>0.00</b>		<b>0.00</b>		<b>0.00</b>		<b>0.00</b>	<b>0.00</b>	<b>0.00</b>
<b>NET CHANGE IN FUND BALANCE</b>	<b>-1,856.12</b>	<b>-4,139.04</b>		<b>796.72</b>		<b>-2,904.56</b>		<b>0.00</b>	<b>-8,633.00</b>	<b>-5,728.44</b>





**FUND DEPT 2685-140 : SPECIALTY COURTS FUND - CORRECTIONAL CENTER**

5/11/2023 9:47:22 AM

**PERIOD ENDING 4/30/2023**

	ACTUAL LAST YEAR			ACTUAL THIS YEAR				ENCUMBRANCE	BUDGET	UNENCUMBERED BALANCE
	CURRENT MONTH	YEAR TO DATE	%	CURRENT MONTH	%	YEAR TO DATE	%			
<b>REVENUES</b>										
<b>TOTAL REVENUES</b>	0.00	0.00	0	0.00	0	0.00	0	0.00	0.00	0.00
<b>NET CHANGE IN FUND BALANCE</b>	0.00	0.00		0.00		0.00		0.00	0.00	0.00



FUND DEPT 2840-016 : ARPA - ADMINISTRATIVE SERVICES

5/11/2023 9:47:22 AM

PERIOD ENDING 4/30/2023

	ACTUAL LAST YEAR			ACTUAL THIS YEAR				ENCUMBRANCE	BUDGET	UNENCUMBERED BALANCE
	CURRENT MONTH	YEAR TO DATE	%	CURRENT MONTH	%	YEAR TO DATE	%			
<b>REVENUES</b>										
4008 INVESTMENT EARNINGS	1,359.86	6,051.32	5	0.00	0	6,880.39	6	0.00	120,000.00	113,119.61
<b>TOTAL REVENUES</b>	<b>1,359.86</b>	<b>6,051.32</b>	<b>0</b>	<b>0.00</b>	<b>0</b>	<b>6,880.39</b>	<b>6</b>	<b>0.00</b>	<b>120,000.00</b>	<b>113,119.61</b>
<b>EXPENDITURES</b>										
5001 SALARIES AND WAGES	3,059.00	9,388.75	43	0.00	0	0.00	0	0.00	0.00	0.00
5003 FRINGE BENEFITS	341.90	979.40	44	0.00	0	0.00	0	0.00	0.00	0.00
<b>TOTAL EXPENDITURES</b>	<b>3,400.90</b>	<b>10,368.15</b>	<b>43</b>	<b>0.00</b>	<b>0</b>	<b>0.00</b>	<b>0</b>	<b>0.00</b>	<b>0.00</b>	<b>0.00</b>
<b>OTHER FINANCING SOURCES (USES)</b>										
7001 OTHER FINANCING USES	-6,440.00	-16,912.00	1	-7,472.67	0	-20,656.76	0	0.00	-6,456,917.00	-6,436,260.24
<b>TOTAL OTHER FINANCING SOURCES (USES)</b>	<b>-6,440.00</b>	<b>-16,912.00</b>		<b>-7,472.67</b>		<b>-20,656.76</b>		<b>0.00</b>	<b>-6,456,917.00</b>	<b>-6,436,260.24</b>
<b>NET CHANGE IN FUND BALANCE</b>	<b>-8,481.04</b>	<b>-21,228.83</b>		<b>-7,472.67</b>		<b>-13,776.37</b>		<b>0.00</b>	<b>-6,336,917.00</b>	<b>-6,323,140.63</b>



**FUND DEPT 2840-043 : ARPA - EMERGENCY MGMT AGCY (EMA)**

5/11/2023 9:47:22 AM

**PERIOD ENDING 4/30/2023**

	ACTUAL LAST YEAR			ACTUAL THIS YEAR				ENCUMBRANCE	BUDGET	UNENCUMBERED BALANCE
	CURRENT MONTH	YEAR TO DATE	%	CURRENT MONTH	%	YEAR TO DATE	%			
<b>REVENUES</b>										
<b>TOTAL REVENUES</b>	<i>0.00</i>	<i>0.00</i>	<i>0</i>	<i>0.00</i>	<i>0</i>	<i>0.00</i>	<i>0</i>	<i>0.00</i>	<i>0.00</i>	<i>0.00</i>
<b>EXPENDITURES</b>										
<b>TOTAL EXPENDITURES</b>	<i>0.00</i>	<i>0.00</i>	<i>0</i>	<i>0.00</i>	<i>0</i>	<i>0.00</i>	<i>0</i>	<i>0.00</i>	<i>0.00</i>	<i>0.00</i>
<b>NET CHANGE IN FUND BALANCE</b>	<i>0.00</i>	<i>0.00</i>		<i>0.00</i>		<i>0.00</i>		<i>0.00</i>	<i>0.00</i>	<i>0.00</i>




FUND DEPT 2840-075 : ARPA - GENERAL COUNTY

5/11/2023 9:47:22 AM

PERIOD ENDING 4/30/2023

	ACTUAL LAST YEAR			ACTUAL THIS YEAR				ENCUMBRANCE	BUDGET	UNENCUMBERED BALANCE
	CURRENT MONTH	YEAR TO DATE	%	CURRENT MONTH	%	YEAR TO DATE	%			
<b>EXPENDITURES</b>										
5001 SALARIES AND WAGES	0.00	593,388.00	100	0.00	0	0.00	0	0.00	0.00	0.00
5003 FRINGE BENEFITS	124,058.89	156,368.19	94	0.00	0	0.00	0	0.00	0.00	0.00
5010 COMMODITIES	0.00	22,455.00	17	231.26	55	422.17	100	0.00	424.00	1.83
5020 SERVICES	176,321.25	493,785.31	5	121,756.46	2	552,291.21	7	0.00	7,375,953.00	6,823,661.79
8000 CAPITAL OUTLAY	1,981,586.00	2,396,796.50	31	0.00	0	507,531.00	6	507,531.00	8,293,688.00	7,278,626.00
<b>TOTAL EXPENDITURES</b>	<b>2,281,966.14</b>	<b>3,662,793.00</b>	<b>20</b>	<b>121,987.72</b>	<b>1</b>	<b>1,060,244.38</b>	<b>7</b>	<b>507,531.00</b>	<b>15,670,065.00</b>	<b>14,102,289.62</b>
<b>NET CHANGE IN FUND BALANCE</b>	<b>-2,281,966.14</b>	<b>-3,662,793.00</b>		<b>-121,987.72</b>		<b>-1,060,244.38</b>		<b>-507,531.00</b>	<b>-15,670,065.00</b>	<b>-14,102,289.62</b>




FUND DEPT 2932-932 : INDOOR CLIMATE RESOURCES AGENCY - INDOOR CLIMATE RESOURCES AGENCY

5/11/2023 9:47:22 AM

PERIOD ENDING 4/30/2023

	ACTUAL LAST YEAR			ACTUAL THIS YEAR				ENCUMBRANCE	BUDGET	UNENCUMBERED BALANCE
	CURRENT MONTH	YEAR TO DATE	%	CURRENT MONTH	%	YEAR TO DATE	%			
<b>REVENUES</b>										
4004 INTERGOVERNMENTAL REVENUE	0.00	0.00	0	0.00	0	0.00	0	0.00	189,000.00	189,000.00
<b>TOTAL REVENUES</b>	<b>0.00</b>	<b>0.00</b>	<b>0</b>	<b>0.00</b>	<b>0</b>	<b>0.00</b>	<b>0</b>	<b>0.00</b>	<b>189,000.00</b>	<b>189,000.00</b>
<b>EXPENDITURES</b>										
5001 SALARIES AND WAGES	0.00	0.00	0	0.00	0	0.00	0	0.00	37,350.00	37,350.00
5010 COMMODITIES	0.00	0.00	0	0.00	0	0.00	0	0.00	48,150.00	48,150.00
5020 SERVICES	0.00	0.00	0	0.00	0	0.00	0	0.00	103,500.00	103,500.00
<b>TOTAL EXPENDITURES</b>	<b>0.00</b>	<b>0.00</b>	<b>0</b>	<b>0.00</b>	<b>0</b>	<b>0.00</b>	<b>0</b>	<b>0.00</b>	<b>189,000.00</b>	<b>189,000.00</b>
<b>NET CHANGE IN FUND BALANCE</b>	<b>0.00</b>	<b>0.00</b>		<b>0.00</b>		<b>0.00</b>		<b>0.00</b>	<b>0.00</b>	<b>0.00</b>



FUND DEPT 3105-010 : CAPITAL ASSET REPLCMT FND - COUNTY BOARD

5/11/2023 9:47:22 AM

PERIOD ENDING 4/30/2023

	ACTUAL LAST YEAR			ACTUAL THIS YEAR				ENCUMBRANCE	BUDGET	UNENCUMBERED BALANCE
	CURRENT MONTH	YEAR TO DATE	%	CURRENT MONTH	%	YEAR TO DATE	%			
<b>REVENUES</b>										
4008 INVESTMENT EARNINGS	3,901.28	7,179.10	179	0.00	0	127,258.37	424	0.00	30,000.00	-97,258.37
<b>TOTAL REVENUES</b>	<b>3,901.28</b>	<b>7,179.10</b>	<b>179</b>	<b>0.00</b>	<b>0</b>	<b>127,258.37</b>	<b>424</b>	<b>0.00</b>	<b>30,000.00</b>	<b>-97,258.37</b>
<b>EXPENDITURES</b>										
5010 COMMODITIES	0.00	0.00	0	0.00	0	0.00	0	0.00	2,000.00	2,000.00
5020 SERVICES	31,394.70	240,587.02	6	0.00	0	83,434.00	6	0.00	1,308,000.00	1,224,566.00
<b>TOTAL EXPENDITURES</b>	<b>31,394.70</b>	<b>240,587.02</b>	<b>6</b>	<b>0.00</b>	<b>0</b>	<b>83,434.00</b>	<b>6</b>	<b>0.00</b>	<b>1,310,000.00</b>	<b>1,226,566.00</b>
<b>OTHER FINANCING SOURCES (USES)</b>										
6001 OTHER FINANCING SOURCES	0.00	0.00	0	0.00	0	0.00	0	0.00	200,000.00	200,000.00
<b>TOTAL OTHER FINANCING SOURCES (USES)</b>	<b>0.00</b>	<b>0.00</b>		<b>0.00</b>		<b>0.00</b>		<b>0.00</b>	<b>200,000.00</b>	<b>200,000.00</b>
<b>NET CHANGE IN FUND BALANCE</b>	<b>-27,493.42</b>	<b>-233,407.92</b>		<b>0.00</b>		<b>43,824.37</b>		<b>0.00</b>	<b>-1,080,000.00</b>	<b>-1,123,824.37</b>



FUND DEPT 3105-016 : CAPITAL ASSET REPLCMT FND - ADMINISTRATIVE SERVICES

5/11/2023 9:47:22 AM

PERIOD ENDING 4/30/2023

	ACTUAL LAST YEAR			ACTUAL THIS YEAR				ENCUMBRANCE	BUDGET	UNENCUMBERED BALANCE
	CURRENT MONTH	YEAR TO DATE	%	CURRENT MONTH	%	YEAR TO DATE	%			
<b>REVENUES</b>										
<b>TOTAL REVENUES</b>	<b>0.00</b>	<b>0.00</b>	<b>0</b>	<b>0.00</b>	<b>0</b>	<b>0.00</b>	<b>0</b>	<b>0.00</b>	<b>0.00</b>	<b>0.00</b>
<b>EXPENDITURES</b>										
5010 COMMODITIES	0.00	0.00	0	0.00	0	0.00	0	0.00	10,057.00	10,057.00
5020 SERVICES	0.00	0.00	0	0.00	0	0.00	0	0.00	35,000.00	35,000.00
8000 CAPITAL OUTLAY	0.00	0.00	0	0.00	0	0.00	0	0.00	19,909.00	19,909.00
<b>TOTAL EXPENDITURES</b>	<b>0.00</b>	<b>0.00</b>	<b>0</b>	<b>0.00</b>	<b>0</b>	<b>0.00</b>	<b>0</b>	<b>0.00</b>	<b>64,966.00</b>	<b>64,966.00</b>
<b>OTHER FINANCING SOURCES (USES)</b>										
6001 OTHER FINANCING SOURCES	0.00	0.00	0	0.00	0	0.00	0	0.00	35,384.00	35,384.00
<b>TOTAL OTHER FINANCING SOURCES (USES)</b>	<b>0.00</b>	<b>0.00</b>		<b>0.00</b>		<b>0.00</b>		<b>0.00</b>	<b>35,384.00</b>	<b>35,384.00</b>
<b>NET CHANGE IN FUND BALANCE</b>	<b>0.00</b>	<b>0.00</b>		<b>0.00</b>		<b>0.00</b>		<b>0.00</b>	<b>-29,582.00</b>	<b>-29,582.00</b>



FUND DEPT 3105-020 : CAPITAL ASSET REPLCMT FND - AUDITOR

5/11/2023 9:47:22 AM

PERIOD ENDING 4/30/2023

	ACTUAL LAST YEAR			ACTUAL THIS YEAR				ENCUMBRANCE	BUDGET	UNENCUMBERED BALANCE
	CURRENT MONTH	YEAR TO DATE	%	CURRENT MONTH	%	YEAR TO DATE	%			
<b>EXPENDITURES</b>										
5010 COMMODITIES	0.00	0.00	0	0.00	0	0.00	0	0.00	4,950.00	4,950.00
<b>TOTAL EXPENDITURES</b>	<b>0.00</b>	<b>0.00</b>	<b>0</b>	<b>0.00</b>	<b>0</b>	<b>0.00</b>	<b>0</b>	<b>0.00</b>	<b>4,950.00</b>	<b>4,950.00</b>
<b>OTHER FINANCING SOURCES (USES)</b>										
6001 OTHER FINANCING SOURCES	0.00	0.00	0	0.00	0	0.00	0	0.00	1,257.00	1,257.00
<b>TOTAL OTHER FINANCING SOURCES (USES)</b>	<b>0.00</b>	<b>0.00</b>		<b>0.00</b>		<b>0.00</b>		<b>0.00</b>	<b>1,257.00</b>	<b>1,257.00</b>
<b>NET CHANGE IN FUND BALANCE</b>	<b>0.00</b>	<b>0.00</b>		<b>0.00</b>		<b>0.00</b>		<b>0.00</b>	<b>-3,693.00</b>	<b>-3,693.00</b>





**FUND DEPT 3105-021 : CAPITAL ASSET REPLCMT FND - BOARD OF REVIEW**

5/11/2023 9:47:22 AM

**PERIOD ENDING 4/30/2023**

	ACTUAL LAST YEAR			ACTUAL THIS YEAR				ENCUMBRANCE	BUDGET	UNENCUMBERED BALANCE
	CURRENT MONTH	YEAR TO DATE	%	CURRENT MONTH	%	YEAR TO DATE	%			
<b>EXPENDITURES</b>										
<b>TOTAL EXPENDITURES</b>	0.00	0.00	0	0.00	0	0.00	0	0.00	0.00	0.00
<b>OTHER FINANCING SOURCES (USES)</b>										
<b>TOTAL OTHER FINANCING SOURCES (USES)</b>	0.00	0.00		0.00		0.00		0.00	0.00	0.00
<b>NET CHANGE IN FUND BALANCE</b>	0.00	0.00		0.00		0.00		0.00	0.00	0.00



PERIOD ENDING 4/30/2023

	ACTUAL LAST YEAR			ACTUAL THIS YEAR				ENCUMBRANCE	BUDGET	UNENCUMBERED BALANCE
	CURRENT MONTH	YEAR TO DATE	%	CURRENT MONTH	%	YEAR TO DATE	%			
<b>EXPENDITURES</b>										
<i>TOTAL EXPENDITURES</i>	<i>0.00</i>	<i>0.00</i>	<i>0</i>	<i>0.00</i>	<i>0</i>	<i>0.00</i>	<i>0</i>	<i>0.00</i>	<i>0.00</i>	<i>0.00</i>
<b>OTHER FINANCING SOURCES (USES)</b>										
<i>TOTAL OTHER FINANCING SOURCES (USES)</i>	<i>0.00</i>	<i>0.00</i>		<i>0.00</i>		<i>0.00</i>		<i>0.00</i>	<i>0.00</i>	<i>0.00</i>
<b>NET CHANGE IN FUND BALANCE</b>	<b>0.00</b>	<b>0.00</b>		<b>0.00</b>		<b>0.00</b>		<b>0.00</b>	<b>0.00</b>	<b>0.00</b>



FUND DEPT 3105-025 : CAPITAL ASSET REPLCMT FND - SUPERVISOR OF ASSESSMENT

5/11/2023 9:47:22 AM

PERIOD ENDING 4/30/2023

	ACTUAL LAST YEAR			ACTUAL THIS YEAR				ENCUMBRANCE	BUDGET	UNENCUMBERED BALANCE
	CURRENT MONTH	YEAR TO DATE	%	CURRENT MONTH	%	YEAR TO DATE	%			
<b>EXPENDITURES</b>										
5010 COMMODITIES	0.00	0.00	0	0.00	0	0.00	0	0.00	7,869.00	7,869.00
5020 SERVICES	1,617.84	5,325.18	90	0.00	0	5,852.21	98	0.00	6,000.00	147.79
<b>TOTAL EXPENDITURES</b>	<b>1,617.84</b>	<b>5,325.18</b>	<b>48</b>	<b>0.00</b>	<b>0</b>	<b>5,852.21</b>	<b>42</b>	<b>0.00</b>	<b>13,869.00</b>	<b>8,016.79</b>
<b>OTHER FINANCING SOURCES (USES)</b>										
6001 OTHER FINANCING SOURCES	0.00	0.00	0	0.00	0	0.00	0	0.00	8,975.00	8,975.00
<b>TOTAL OTHER FINANCING SOURCES (USES)</b>	<b>0.00</b>	<b>0.00</b>		<b>0.00</b>		<b>0.00</b>		<b>0.00</b>	<b>8,975.00</b>	<b>8,975.00</b>
<b>NET CHANGE IN FUND BALANCE</b>	<b>-1,617.84</b>	<b>-5,325.18</b>		<b>0.00</b>		<b>-5,852.21</b>		<b>0.00</b>	<b>-4,894.00</b>	<b>958.21</b>




**FUND DEPT 3105-026 : CAPITAL ASSET REPLCMT FND - COUNTY TREASURER**

5/11/2023 9:47:22 AM

**PERIOD ENDING 4/30/2023**

	ACTUAL LAST YEAR			ACTUAL THIS YEAR				ENCUMBRANCE	BUDGET	UNENCUMBERED BALANCE
	CURRENT MONTH	YEAR TO DATE	%	CURRENT MONTH	%	YEAR TO DATE	%			
<b>EXPENDITURES</b>										
5010 COMMODITIES	0.00	0.00	0	0.00	0	0.00	0	0.00	11,900.00	11,900.00
<b>TOTAL EXPENDITURES</b>	<b>0.00</b>	<b>0.00</b>	<b>0</b>	<b>0.00</b>	<b>0</b>	<b>0.00</b>	<b>0</b>	<b>0.00</b>	<b>11,900.00</b>	<b>11,900.00</b>
<b>OTHER FINANCING SOURCES (USES)</b>										
<b>TOTAL OTHER FINANCING SOURCES (USES)</b>	<b>0.00</b>	<b>0.00</b>		<b>0.00</b>		<b>0.00</b>		<b>0.00</b>	<b>0.00</b>	<b>0.00</b>
<b>NET CHANGE IN FUND BALANCE</b>	<b>0.00</b>	<b>0.00</b>		<b>0.00</b>		<b>0.00</b>		<b>0.00</b>	<b>-11,900.00</b>	<b>-11,900.00</b>



FUND DEPT 3105-028 : CAPITAL ASSET REPLCMT FND - INFORMATION TECHNOLOGY (IT)

5/11/2023 9:47:22 AM

PERIOD ENDING 4/30/2023

	ACTUAL LAST YEAR			ACTUAL THIS YEAR				ENCUMBRANCE	BUDGET	UNENCUMBERED BALANCE
	CURRENT MONTH	YEAR TO DATE	%	CURRENT MONTH	%	YEAR TO DATE	%			
<b>REVENUES</b>										
4009 MISCELLANEOUS REVENUES	0.00	0.00	0	0.00	0	35,205.31	0	0.00	0.00	-35,205.31
<b>TOTAL REVENUES</b>	<b>0.00</b>	<b>0.00</b>	<b>0</b>	<b>0.00</b>	<b>0</b>	<b>35,205.31</b>	<b>0</b>	<b>0.00</b>	<b>0.00</b>	<b>-35,205.31</b>
<b>EXPENDITURES</b>										
5010 COMMODITIES	96.21	19,333.99	69	0.00	0	0.00	0	12,853.00	19,210.00	6,357.00
5020 SERVICES	33,448.32	422,844.48	42	118,923.83	14	466,263.53	55	0.00	851,469.00	385,205.47
8000 CAPITAL OUTLAY	20,420.00	40,840.00	6	0.00	0	0.00	0	0.00	880,000.00	880,000.00
<b>TOTAL EXPENDITURES</b>	<b>53,964.53</b>	<b>483,018.47</b>	<b>29</b>	<b>118,923.83</b>	<b>7</b>	<b>466,263.53</b>	<b>27</b>	<b>12,853.00</b>	<b>1,750,679.00</b>	<b>1,271,562.47</b>
<b>OTHER FINANCING SOURCES (USES)</b>										
6001 OTHER FINANCING SOURCES	0.00	0.00	0	0.00	0	0.00	0	0.00	726,067.00	726,067.00
<b>TOTAL OTHER FINANCING SOURCES (USES)</b>	<b>0.00</b>	<b>0.00</b>		<b>0.00</b>		<b>0.00</b>		<b>0.00</b>	<b>726,067.00</b>	<b>726,067.00</b>
<b>NET CHANGE IN FUND BALANCE</b>	<b>-53,964.53</b>	<b>-483,018.47</b>		<b>-118,923.83</b>		<b>-431,058.22</b>		<b>-12,853.00</b>	<b>-1,024,612.00</b>	<b>-580,700.78</b>



FUND DEPT 3105-036 : CAPITAL ASSET REPLCMT FND - PUBLIC DEFENDER

5/11/2023 9:47:22 AM

PERIOD ENDING 4/30/2023

	ACTUAL LAST YEAR			ACTUAL THIS YEAR				ENCUMBRANCE	BUDGET	UNENCUMBERED BALANCE
	CURRENT MONTH	YEAR TO DATE	%	CURRENT MONTH	%	YEAR TO DATE	%			
<b>EXPENDITURES</b>										
5010 COMMODITIES	0.00	101.78	1	0.00	0	0.00	0	0.00	7,450.00	7,450.00
<b>TOTAL EXPENDITURES</b>	<b>0.00</b>	<b>101.78</b>	<b>1</b>	<b>0.00</b>	<b>0</b>	<b>0.00</b>	<b>0</b>	<b>0.00</b>	<b>7,450.00</b>	<b>7,450.00</b>
<b>OTHER FINANCING SOURCES (USES)</b>										
<b>TOTAL OTHER FINANCING SOURCES (USES)</b>	<b>0.00</b>	<b>0.00</b>		<b>0.00</b>		<b>0.00</b>		<b>0.00</b>	<b>0.00</b>	<b>0.00</b>
<b>NET CHANGE IN FUND BALANCE</b>	<b>0.00</b>	<b>-101.78</b>		<b>0.00</b>		<b>0.00</b>		<b>0.00</b>	<b>-7,450.00</b>	<b>-7,450.00</b>



FUND DEPT 3105-040 : CAPITAL ASSET REPLCMT FND - SHERIFF

5/11/2023 9:47:22 AM

PERIOD ENDING 4/30/2023

	ACTUAL LAST YEAR			ACTUAL THIS YEAR				ENCUMBRANCE	BUDGET	UNENCUMBERED BALANCE
	CURRENT MONTH	YEAR TO DATE	%	CURRENT MONTH	%	YEAR TO DATE	%			
<b>EXPENDITURES</b>										
5010 COMMODITIES	0.00	0.00	0	0.00	0	0.00	0	0.00	28,965.00	28,965.00
5020 SERVICES	8,520.00	17,040.00	37	8,520.00	25	17,040.00	50	0.00	34,080.00	17,040.00
<b>TOTAL EXPENDITURES</b>	<b>8,520.00</b>	<b>17,040.00</b>	<b>7</b>	<b>8,520.00</b>	<b>14</b>	<b>17,040.00</b>	<b>27</b>	<b>0.00</b>	<b>63,045.00</b>	<b>46,005.00</b>
<b>OTHER FINANCING SOURCES (USES)</b>										
6001 OTHER FINANCING SOURCES	0.00	0.00	0	0.00	0	0.00	0	0.00	48,367.00	48,367.00
<b>TOTAL OTHER FINANCING SOURCES (USES)</b>	<b>0.00</b>	<b>0.00</b>		<b>0.00</b>		<b>0.00</b>		<b>0.00</b>	<b>48,367.00</b>	<b>48,367.00</b>
<b>NET CHANGE IN FUND BALANCE</b>	<b>-8,520.00</b>	<b>-17,040.00</b>		<b>-8,520.00</b>		<b>-17,040.00</b>		<b>0.00</b>	<b>-14,678.00</b>	<b>2,362.00</b>



FUND DEPT 3105-041 : CAPITAL ASSET REPLCMT FND - STATES ATTORNEY

5/11/2023 9:47:22 AM

PERIOD ENDING 4/30/2023

	ACTUAL LAST YEAR			ACTUAL THIS YEAR				ENCUMBRANCE	BUDGET	UNENCUMBERED BALANCE
	CURRENT MONTH	YEAR TO DATE	%	CURRENT MONTH	%	YEAR TO DATE	%			
<b>EXPENDITURES</b>										
5010 COMMODITIES	0.00	493.00	1	0.00	0	0.00	0	0.00	4,850.00	4,850.00
<b>TOTAL EXPENDITURES</b>	<b>0.00</b>	<b>493.00</b>	<b>1</b>	<b>0.00</b>	<b>0</b>	<b>0.00</b>	<b>0</b>	<b>0.00</b>	<b>4,850.00</b>	<b>4,850.00</b>
<b>OTHER FINANCING SOURCES (USES)</b>										
6001 OTHER FINANCING SOURCES	0.00	0.00	0	0.00	0	0.00	0	0.00	81,422.00	81,422.00
<b>TOTAL OTHER FINANCING SOURCES (USES)</b>	<b>0.00</b>	<b>0.00</b>		<b>0.00</b>		<b>0.00</b>		<b>0.00</b>	<b>81,422.00</b>	<b>81,422.00</b>
<b>NET CHANGE IN FUND BALANCE</b>	<b>0.00</b>	<b>-493.00</b>		<b>0.00</b>		<b>0.00</b>		<b>0.00</b>	<b>76,572.00</b>	<b>76,572.00</b>






FUND DEPT 3105-042 : CAPITAL ASSET REPLCMT FND - CORONER

5/11/2023 9:47:22 AM

PERIOD ENDING 4/30/2023

	ACTUAL LAST YEAR			ACTUAL THIS YEAR				ENCUMBRANCE	BUDGET	UNENCUMBERED BALANCE
	CURRENT MONTH	YEAR TO DATE	%	CURRENT MONTH	%	YEAR TO DATE	%			
<b>EXPENDITURES</b>										
5010 COMMODITIES	2,551.71	6,940.35	25	0.00	0	0.00	0	0.00	14,206.00	14,206.00
<b>TOTAL EXPENDITURES</b>	<b>2,551.71</b>	<b>6,940.35</b>	<b>19</b>	<b>0.00</b>	<b>0</b>	<b>0.00</b>	<b>0</b>	<b>0.00</b>	<b>14,206.00</b>	<b>14,206.00</b>
<b>OTHER FINANCING SOURCES (USES)</b>										
<b>TOTAL OTHER FINANCING SOURCES (USES)</b>	<b>0.00</b>	<b>0.00</b>		<b>0.00</b>		<b>0.00</b>		<b>0.00</b>	<b>0.00</b>	<b>0.00</b>
<b>NET CHANGE IN FUND BALANCE</b>	<b>-2,551.71</b>	<b>-6,940.35</b>		<b>0.00</b>		<b>0.00</b>		<b>0.00</b>	<b>-14,206.00</b>	<b>-14,206.00</b>



PERIOD ENDING 4/30/2023

	ACTUAL LAST YEAR			ACTUAL THIS YEAR				ENCUMBRANCE	BUDGET	UNENCUMBERED BALANCE
	CURRENT MONTH	YEAR TO DATE	%	CURRENT MONTH	%	YEAR TO DATE	%			
<b>EXPENDITURES</b>										
5010 COMMODITIES	0.00	0.00	0	0.00	0	0.00	0	0.00	4,225.00	4,225.00
8000 CAPITAL OUTLAY	0.00	0.00	0	0.00	0	0.00	0	0.00	116,200.00	116,200.00
<b>TOTAL EXPENDITURES</b>	<b>0.00</b>	<b>0.00</b>	<b>0</b>	<b>0.00</b>	<b>0</b>	<b>0.00</b>	<b>0</b>	<b>0.00</b>	<b>120,425.00</b>	<b>120,425.00</b>
<b>OTHER FINANCING SOURCES (USES)</b>										
6001 OTHER FINANCING SOURCES	0.00	0.00	0	0.00	0	0.00	0	0.00	15,692.00	15,692.00
<b>TOTAL OTHER FINANCING SOURCES (USES)</b>	<b>0.00</b>	<b>0.00</b>		<b>0.00</b>		<b>0.00</b>		<b>0.00</b>	<b>15,692.00</b>	<b>15,692.00</b>
<b>NET CHANGE IN FUND BALANCE</b>	<b>0.00</b>	<b>0.00</b>		<b>0.00</b>		<b>0.00</b>		<b>0.00</b>	<b>-104,733.00</b>	<b>-104,733.00</b>



FUND DEPT 3105-051 : CAPITAL ASSET REPLCMT FND - JUVENILE DETENTION CENTER

5/11/2023 9:47:22 AM

PERIOD ENDING 4/30/2023

	ACTUAL LAST YEAR			ACTUAL THIS YEAR				ENCUMBRANCE	BUDGET	UNENCUMBERED BALANCE
	CURRENT MONTH	YEAR TO DATE	%	CURRENT MONTH	%	YEAR TO DATE	%			
<b>EXPENDITURES</b>										
5010 COMMODITIES	0.00	0.00	0	0.00	0	0.00	0	0.00	12,656.00	12,656.00
5020 SERVICES	0.00	3,995.00	100	0.00	0	3,995.00	57	0.00	7,000.00	3,005.00
8000 CAPITAL OUTLAY	0.00	0.00	0	6,052.61	9	6,052.61	9	0.00	63,750.00	57,697.39
<b>TOTAL EXPENDITURES</b>	<b>0.00</b>	<b>3,995.00</b>	<b>6</b>	<b>6,052.61</b>	<b>7</b>	<b>10,047.61</b>	<b>12</b>	<b>0.00</b>	<b>83,406.00</b>	<b>73,358.39</b>
<b>OTHER FINANCING SOURCES (USES)</b>										
6001 OTHER FINANCING SOURCES	0.00	0.00	0	0.00	0	0.00	0	0.00	14,767.00	14,767.00
<b>TOTAL OTHER FINANCING SOURCES (USES)</b>	<b>0.00</b>	<b>0.00</b>		<b>0.00</b>		<b>0.00</b>		<b>0.00</b>	<b>14,767.00</b>	<b>14,767.00</b>
<b>NET CHANGE IN FUND BALANCE</b>	<b>0.00</b>	<b>-3,995.00</b>		<b>-6,052.61</b>		<b>-10,047.61</b>		<b>0.00</b>	<b>-68,639.00</b>	<b>-58,591.39</b>



FUND DEPT 3105-052 : CAPITAL ASSET REPLCMT FND - COURT SERVICES -PROBATION

5/11/2023 9:47:22 AM

PERIOD ENDING 4/30/2023

	ACTUAL LAST YEAR			ACTUAL THIS YEAR				ENCUMBRANCE	BUDGET	UNENCUMBERED BALANCE
	CURRENT MONTH	YEAR TO DATE	%	CURRENT MONTH	%	YEAR TO DATE	%			
<b>EXPENDITURES</b>										
5010 COMMODITIES	0.00	0.00	0	0.00	0	0.00	0	43,720.00	82,825.00	39,105.00
8000 CAPITAL OUTLAY	0.00	0.00	0	0.00	0	0.00	0	0.00	7,601.00	7,601.00
<b>TOTAL EXPENDITURES</b>	<b>0.00</b>	<b>0.00</b>	<b>0</b>	<b>0.00</b>	<b>0</b>	<b>0.00</b>	<b>0</b>	<b>43,720.00</b>	<b>90,426.00</b>	<b>46,706.00</b>
<b>OTHER FINANCING SOURCES (USES)</b>										
6001 OTHER FINANCING SOURCES	0.00	0.00	0	0.00	0	0.00	0	0.00	39,523.00	39,523.00
<b>TOTAL OTHER FINANCING SOURCES (USES)</b>	<b>0.00</b>	<b>0.00</b>		<b>0.00</b>		<b>0.00</b>		<b>0.00</b>	<b>39,523.00</b>	<b>39,523.00</b>
<b>NET CHANGE IN FUND BALANCE</b>	<b>0.00</b>	<b>0.00</b>		<b>0.00</b>		<b>0.00</b>		<b>-43,720.00</b>	<b>-50,903.00</b>	<b>-7,183.00</b>



FUND DEPT 3105-059 : CAPITAL ASSET REPLCMT FND - FACILITIES PLANNING

5/11/2023 9:47:22 AM


PERIOD ENDING 4/30/2023

	ACTUAL LAST YEAR			ACTUAL THIS YEAR				ENCUMBRANCE	BUDGET	UNENCUMBERED BALANCE
	CURRENT MONTH	YEAR TO DATE	%	CURRENT MONTH	%	YEAR TO DATE	%			
<b>REVENUES</b>										
4008 INVESTMENT EARNINGS	0.00	0.00	0	0.00	0	136,272.70	0	0.00	0.00	-136,272.70
4009 MISCELLANEOUS REVENUES	0.00	0.00	0	98,186.85	0	130,995.62	0	0.00	0.00	-130,995.62
<b>TOTAL REVENUES</b>	<b>0.00</b>	<b>0.00</b>	<b>0</b>	<b>98,186.85</b>	<b>0</b>	<b>267,268.32</b>	<b>0</b>	<b>0.00</b>	<b>0.00</b>	<b>-267,268.32</b>
<b>EXPENDITURES</b>										
5020 SERVICES	4,211.77	17,135.37	5	0.00	0	7,251.96	2	0.00	350,000.00	342,748.04
8000 CAPITAL OUTLAY	535,879.30	1,247,456.75	26	145,155.60	0	1,703,929.44	4	53,629.17	46,916,315.00	45,158,756.39
<b>TOTAL EXPENDITURES</b>	<b>540,091.07</b>	<b>1,264,592.12</b>	<b>24</b>	<b>145,155.60</b>	<b>0</b>	<b>1,711,181.40</b>	<b>4</b>	<b>53,629.17</b>	<b>47,266,315.00</b>	<b>45,501,504.43</b>
<b>OTHER FINANCING SOURCES (USES)</b>										
6001 OTHER FINANCING SOURCES	0.00	0.00	0	0.00	0	0.00	0	0.00	9,460,000.00	9,460,000.00
<b>TOTAL OTHER FINANCING SOURCES (USES)</b>	<b>0.00</b>	<b>0.00</b>		<b>0.00</b>		<b>0.00</b>		<b>0.00</b>	<b>9,460,000.00</b>	<b>9,460,000.00</b>
<b>NET CHANGE IN FUND BALANCE</b>	<b>-540,091.07</b>	<b>-1,264,592.12</b>		<b>-46,968.75</b>		<b>-1,443,913.08</b>		<b>-53,629.17</b>	<b>-37,806,315.00</b>	<b>-36,308,772.75</b>



PERIOD ENDING 4/30/2023

	ACTUAL LAST YEAR			ACTUAL THIS YEAR				ENCUMBRANCE	BUDGET	UNENCUMBERED BALANCE
	CURRENT MONTH	YEAR TO DATE	%	CURRENT MONTH	%	YEAR TO DATE	%			
<b>EXPENDITURES</b>										
5010 COMMODITIES	0.00	0.00	0	0.00	0	0.00	0	0.00	73,150.00	73,150.00
8000 CAPITAL OUTLAY	0.00	23,182.00	30	0.00	0	0.00	0	69,393.00	102,150.00	32,757.00
<b>TOTAL EXPENDITURES</b>	<b>0.00</b>	<b>23,182.00</b>	<b>27</b>	<b>0.00</b>	<b>0</b>	<b>0.00</b>	<b>0</b>	<b>69,393.00</b>	<b>175,300.00</b>	<b>105,907.00</b>
<b>OTHER FINANCING SOURCES (USES)</b>										
6001 OTHER FINANCING SOURCES	0.00	0.00	0	0.00	0	0.00	0	0.00	135,247.00	135,247.00
<b>TOTAL OTHER FINANCING SOURCES (USES)</b>	<b>0.00</b>	<b>0.00</b>		<b>0.00</b>		<b>0.00</b>		<b>0.00</b>	<b>135,247.00</b>	<b>135,247.00</b>
<b>NET CHANGE IN FUND BALANCE</b>	<b>0.00</b>	<b>-23,182.00</b>		<b>0.00</b>		<b>0.00</b>		<b>-69,393.00</b>	<b>-40,053.00</b>	<b>29,340.00</b>



PERIOD ENDING 4/30/2023

	ACTUAL LAST YEAR			ACTUAL THIS YEAR				ENCUMBRANCE	BUDGET	UNENCUMBERED BALANCE
	CURRENT MONTH	YEAR TO DATE	%	CURRENT MONTH	%	YEAR TO DATE	%			
<b>EXPENDITURES</b>										
5010 COMMODITIES	0.00	0.00	0	0.00	0	0.00	0	0.00	3,900.00	3,900.00
5020 SERVICES	0.00	0.00	0	0.00	0	0.00	0	0.00	30,080.00	30,080.00
<b>TOTAL EXPENDITURES</b>	<b>0.00</b>	<b>0.00</b>	<b>0</b>	<b>0.00</b>	<b>0</b>	<b>0.00</b>	<b>0</b>	<b>0.00</b>	<b>33,980.00</b>	<b>33,980.00</b>
<b>OTHER FINANCING SOURCES (USES)</b>										
6001 OTHER FINANCING SOURCES	0.00	0.00	0	0.00	0	0.00	0	0.00	6,455.00	6,455.00
<b>TOTAL OTHER FINANCING SOURCES (USES)</b>	<b>0.00</b>	<b>0.00</b>		<b>0.00</b>		<b>0.00</b>		<b>0.00</b>	<b>6,455.00</b>	<b>6,455.00</b>
<b>NET CHANGE IN FUND BALANCE</b>	<b>0.00</b>	<b>0.00</b>		<b>0.00</b>		<b>0.00</b>		<b>0.00</b>	<b>-27,525.00</b>	<b>-27,525.00</b>



**FUND DEPT 3105-140 : CAPITAL ASSET REPLCMT FND - CORRECTIONAL CENTER**

5/11/2023 9:47:22 AM

**PERIOD ENDING 4/30/2023**

	ACTUAL LAST YEAR			ACTUAL THIS YEAR				ENCUMBRANCE	BUDGET	UNENCUMBERED BALANCE
	CURRENT MONTH	YEAR TO DATE	%	CURRENT MONTH	%	YEAR TO DATE	%			
<b>EXPENDITURES</b>										
5010 COMMODITIES	0.00	0.00	0	0.00	0	0.00	0	0.00	32,422.00	32,422.00
5020 SERVICES	55,279.75	81,608.25	47	26,328.50	18	52,995.00	35	0.00	150,114.00	97,119.00
8000 CAPITAL OUTLAY	0.00	0.00	0	0.00	0	0.00	0	0.00	214,335.00	214,335.00
<b>TOTAL EXPENDITURES</b>	<b>55,279.75</b>	<b>81,608.25</b>	<b>23</b>	<b>26,328.50</b>	<b>7</b>	<b>52,995.00</b>	<b>13</b>	<b>0.00</b>	<b>396,871.00</b>	<b>343,876.00</b>
<b>OTHER FINANCING SOURCES (USES)</b>										
6001 OTHER FINANCING SOURCES	0.00	0.00	0	0.00	0	0.00	0	0.00	250,579.00	250,579.00
<b>TOTAL OTHER FINANCING SOURCES (USES)</b>	<b>0.00</b>	<b>0.00</b>		<b>0.00</b>		<b>0.00</b>		<b>0.00</b>	<b>250,579.00</b>	<b>250,579.00</b>
<b>NET CHANGE IN FUND BALANCE</b>	<b>-55,279.75</b>	<b>-81,608.25</b>		<b>-26,328.50</b>		<b>-52,995.00</b>		<b>0.00</b>	<b>-146,292.00</b>	<b>-93,297.00</b>





FUND DEPT 3303-010 : COURT COMPLEX CONSTR FUND - COUNTY BOARD

5/11/2023 9:47:22 AM

PERIOD ENDING 4/30/2023

	ACTUAL LAST YEAR			ACTUAL THIS YEAR				ENCUMBRANCE	BUDGET	UNENCUMBERED BALANCE
	CURRENT MONTH	YEAR TO DATE	%	CURRENT MONTH	%	YEAR TO DATE	%			
<b>REVENUES</b>										
4008 INVESTMENT EARNINGS	14.21	24.14	97	0.00	0	55.77	112	0.00	50.00	-5.77
<b>TOTAL REVENUES</b>	<b>14.21</b>	<b>24.14</b>	<b>97</b>	<b>0.00</b>	<b>0</b>	<b>55.77</b>	<b>112</b>	<b>0.00</b>	<b>50.00</b>	<b>-5.77</b>
<b>EXPENDITURES</b>										
5020 SERVICES	0.00	0.00	0	0.00	0	0.00	0	0.00	17,133.00	17,133.00
<b>TOTAL EXPENDITURES</b>	<b>0.00</b>	<b>0.00</b>	<b>0</b>	<b>0.00</b>	<b>0</b>	<b>0.00</b>	<b>0</b>	<b>0.00</b>	<b>17,133.00</b>	<b>17,133.00</b>
<b>OTHER FINANCING SOURCES (USES)</b>										
<b>TOTAL OTHER FINANCING SOURCES (USES)</b>	<b>0.00</b>	<b>0.00</b>		<b>0.00</b>		<b>0.00</b>		<b>0.00</b>	<b>0.00</b>	<b>0.00</b>
<b>NET CHANGE IN FUND BALANCE</b>	<b>14.21</b>	<b>24.14</b>		<b>0.00</b>		<b>55.77</b>		<b>0.00</b>	<b>-17,083.00</b>	<b>-17,138.77</b>



**FUND DEPT 4074-010 : 2003 NURS HM BOND DBT SRV - COUNTY BOARD**

5/11/2023 9:47:22 AM

**PERIOD ENDING 4/30/2023**

	ACTUAL LAST YEAR			ACTUAL THIS YEAR				ENCUMBRANCE	BUDGET	UNENCUMBERED BALANCE
	CURRENT MONTH	YEAR TO DATE	%	CURRENT MONTH	%	YEAR TO DATE	%			
<b>REVENUES</b>										
<b>TOTAL REVENUES</b>	<i>0.00</i>	<i>0.00</i>	<i>0</i>	<i>0.00</i>	<i>0</i>	<i>0.00</i>	<i>0</i>	<i>0.00</i>	<i>0.00</i>	<i>0.00</i>
<b>EXPENDITURES</b>										
<b>TOTAL EXPENDITURES</b>	<i>0.00</i>	<i>0.00</i>	<i>0</i>	<i>0.00</i>	<i>0</i>	<i>0.00</i>	<i>0</i>	<i>0.00</i>	<i>0.00</i>	<i>0.00</i>
<b>OTHER FINANCING SOURCES (USES)</b>										
<b>TOTAL OTHER FINANCING SOURCES (USES)</b>	<i>0.00</i>	<i>0.00</i>		<i>0.00</i>		<i>0.00</i>		<i>0.00</i>	<i>0.00</i>	<i>0.00</i>
<b>NET CHANGE IN FUND BALANCE</b>	<b>0.00</b>	<b>0.00</b>		<b>0.00</b>		<b>0.00</b>		<b>0.00</b>	<b>0.00</b>	<b>0.00</b>



**FUND DEPT 4350-010 : HWY FACIL BOND DEBT SERVICE - COUNTY BOARD**

5/11/2023 9:47:22 AM

**PERIOD ENDING 4/30/2023**

	ACTUAL LAST YEAR			ACTUAL THIS YEAR				ENCUMBRANCE	BUDGET	UNENCUMBERED BALANCE
	CURRENT MONTH	YEAR TO DATE	%	CURRENT MONTH	%	YEAR TO DATE	%			
<b>REVENUES</b>										
<b>TOTAL REVENUES</b>	0.00	0.00	0	0.00	0	0.00	0	0.00	0.00	0.00
<b>OTHER FINANCING SOURCES (USES)</b>										
<b>TOTAL OTHER FINANCING SOURCES (USES)</b>	0.00	0.00		0.00		0.00		0.00	0.00	0.00
<b>NET CHANGE IN FUND BALANCE</b>	0.00	0.00		0.00		0.00		0.00	0.00	0.00



**FUND DEPT 5081-075 : NURSING HOME - GENERAL COUNTY**

5/11/2023 9:47:22 AM

**PERIOD ENDING 4/30/2023**

	ACTUAL LAST YEAR			ACTUAL THIS YEAR				ENCUMBRANCE	BUDGET	UNENCUMBERED BALANCE
	CURRENT MONTH	YEAR TO DATE	%	CURRENT MONTH	%	YEAR TO DATE	%			
<b>OTHER FINANCING SOURCES (USES)</b>										
<b>TOTAL OTHER FINANCING SOURCES (USES)</b>	<i>0.00</i>	<i>0.00</i>		<i>0.00</i>		<i>0.00</i>		<i>0.00</i>	<i>0.00</i>	<i>0.00</i>
<b>NET CHANGE IN FUND BALANCE</b>	<b>0.00</b>	<b>0.00</b>		<b>0.00</b>		<b>0.00</b>		<b>0.00</b>	<b>0.00</b>	<b>0.00</b>



**FUND DEPT 5081-120 : NURSING HOME - EMPLOYEE GROUP INSURANCE**

5/11/2023 9:47:22 AM

**PERIOD ENDING 4/30/2023**

	ACTUAL LAST YEAR			ACTUAL THIS YEAR				ENCUMBRANCE	BUDGET	UNENCUMBERED BALANCE
	CURRENT MONTH	YEAR TO DATE	%	CURRENT MONTH	%	YEAR TO DATE	%			
<b>OTHER FINANCING SOURCES (USES)</b>										
<b>TOTAL OTHER FINANCING SOURCES (USES)</b>	0.00	0.00		0.00		0.00		0.00	0.00	0.00
<b>NET CHANGE IN FUND BALANCE</b>	0.00	0.00		0.00		0.00		0.00	0.00	0.00



FUND DEPT 5081-405 : NURSING HOME - NURSING HOME TRANSITION

5/11/2023 9:47:22 AM

PERIOD ENDING 4/30/2023

	ACTUAL LAST YEAR			ACTUAL THIS YEAR				ENCUMBRANCE	BUDGET	UNENCUMBERED BALANCE
	CURRENT MONTH	YEAR TO DATE	%	CURRENT MONTH	%	YEAR TO DATE	%			
<b>REVENUES</b>										
<i>TOTAL REVENUES</i>	<i>0.00</i>	<i>0.00</i>	<i>0</i>	<i>0.00</i>	<i>0</i>	<i>0.00</i>	<i>0</i>	<i>0.00</i>	<i>0.00</i>	<i>0.00</i>
<b>EXPENDITURES</b>										
<i>TOTAL EXPENDITURES</i>	<i>0.00</i>	<i>0.00</i>	<i>0</i>	<i>0.00</i>	<i>0</i>	<i>0.00</i>	<i>0</i>	<i>0.00</i>	<i>0.00</i>	<i>0.00</i>
<b>OTHER FINANCING SOURCES (USES)</b>										
<i>TOTAL OTHER FINANCING SOURCES (USES)</i>	<i>0.00</i>	<i>0.00</i>		<i>0.00</i>		<i>0.00</i>		<i>0.00</i>	<i>0.00</i>	<i>0.00</i>
<b>NET CHANGE IN FUND BALANCE</b>	<b>0.00</b>	<b>0.00</b>		<b>0.00</b>		<b>0.00</b>		<b>0.00</b>	<b>0.00</b>	<b>0.00</b>



FUND DEPT 5081-410 : NURSING HOME - ADMINISTRATIVE

5/11/2023 9:47:22 AM

PERIOD ENDING 4/30/2023

	ACTUAL LAST YEAR			ACTUAL THIS YEAR				ENCUMBRANCE	BUDGET	UNENCUMBERED BALANCE
	CURRENT MONTH	YEAR TO DATE	%	CURRENT MONTH	%	YEAR TO DATE	%			
<b>REVENUES</b>										
4008 INVESTMENT EARNINGS	32.61	65.56	0	4.07	1	1,041.73	260	0.00	400.00	-641.73
<b>TOTAL REVENUES</b>	<b>32.61</b>	<b>65.56</b>	<b>0</b>	<b>4.07</b>	<b>1</b>	<b>1,041.73</b>	<b>260</b>	<b>0.00</b>	<b>400.00</b>	<b>-641.73</b>
<b>EXPENDITURES</b>										
5020 SERVICES	0.00	12,007.80	48	0.00	0	21,218.60	13	0.00	165,000.00	143,781.40
<b>TOTAL EXPENDITURES</b>	<b>0.00</b>	<b>12,007.80</b>	<b>48</b>	<b>0.00</b>	<b>0</b>	<b>21,218.60</b>	<b>13</b>	<b>0.00</b>	<b>165,000.00</b>	<b>143,781.40</b>
<b>OTHER FINANCING SOURCES (USES)</b>										
<b>TOTAL OTHER FINANCING SOURCES (USES)</b>	<b>0.00</b>	<b>0.00</b>		<b>0.00</b>		<b>0.00</b>		<b>0.00</b>	<b>0.00</b>	<b>0.00</b>
<b>NET CHANGE IN FUND BALANCE</b>	<b>32.61</b>	<b>-11,942.24</b>		<b>4.07</b>		<b>-20,176.87</b>		<b>0.00</b>	<b>-164,600.00</b>	<b>-144,423.13</b>



**FUND DEPT 5081-415 : NURSING HOME - ENVIRONMENTAL SERVICES**

5/11/2023 9:47:22 AM

**PERIOD ENDING 4/30/2023**

	ACTUAL LAST YEAR			ACTUAL THIS YEAR				ENCUMBRANCE	BUDGET	UNENCUMBERED BALANCE
	CURRENT MONTH	YEAR TO DATE	%	CURRENT MONTH	%	YEAR TO DATE	%			
<b>EXPENDITURES</b>										
<b>TOTAL EXPENDITURES</b>	0.00	0.00	0	0.00	0	0.00	0	0.00	0.00	0.00
<b>NET CHANGE IN FUND BALANCE</b>	0.00	0.00		0.00		0.00		0.00	0.00	0.00





**FUND DEPT 5081-420 : NURSING HOME - LAUNDRY**

5/11/2023 9:47:22 AM

**PERIOD ENDING 4/30/2023**

	ACTUAL LAST YEAR			ACTUAL THIS YEAR				ENCUMBRANCE	BUDGET	UNENCUMBERED BALANCE
	CURRENT MONTH	YEAR TO DATE	%	CURRENT MONTH	%	YEAR TO DATE	%			
<b>EXPENDITURES</b>										
<b>TOTAL EXPENDITURES</b>	0.00	0.00	0	0.00	0	0.00	0	0.00	0.00	0.00
<b>NET CHANGE IN FUND BALANCE</b>	0.00	0.00		0.00		0.00		0.00	0.00	0.00



**FUND DEPT 5081-425 : NURSING HOME - MAINTENANCE**

5/11/2023 9:47:22 AM

**PERIOD ENDING 4/30/2023**

	ACTUAL LAST YEAR			ACTUAL THIS YEAR				ENCUMBRANCE	BUDGET	UNENCUMBERED BALANCE
	CURRENT MONTH	YEAR TO DATE	%	CURRENT MONTH	%	YEAR TO DATE	%			
<b>EXPENDITURES</b>										
<b>TOTAL EXPENDITURES</b>	0.00	0.00	0	0.00	0	0.00	0	0.00	0.00	0.00
<b>NET CHANGE IN FUND BALANCE</b>	0.00	0.00		0.00		0.00		0.00	0.00	0.00



**FUND DEPT 5081-430 : NURSING HOME - NURSING SERVICES**

5/11/2023 9:47:22 AM

**PERIOD ENDING 4/30/2023**

	ACTUAL LAST YEAR			ACTUAL THIS YEAR				ENCUMBRANCE	BUDGET	UNENCUMBERED BALANCE
	CURRENT MONTH	YEAR TO DATE	%	CURRENT MONTH	%	YEAR TO DATE	%			
<b>EXPENDITURES</b>										
<b>TOTAL EXPENDITURES</b>	0.00	0.00	0	0.00	0	0.00	0	0.00	0.00	0.00
<b>NET CHANGE IN FUND BALANCE</b>	0.00	0.00		0.00		0.00		0.00	0.00	0.00



**FUND DEPT 5081-440 : NURSING HOME - ACTIVITIES**

5/11/2023 9:47:22 AM

**PERIOD ENDING 4/30/2023**

	ACTUAL LAST YEAR			ACTUAL THIS YEAR				ENCUMBRANCE	BUDGET	UNENCUMBERED BALANCE
	CURRENT MONTH	YEAR TO DATE	%	CURRENT MONTH	%	YEAR TO DATE	%			
<b>EXPENDITURES</b>										
<b>TOTAL EXPENDITURES</b>	0.00	0.00	0	0.00	0	0.00	0	0.00	0.00	0.00
<b>NET CHANGE IN FUND BALANCE</b>	0.00	0.00		0.00		0.00		0.00	0.00	0.00



**FUND DEPT 5081-441 : NURSING HOME - SOCIAL SERVICES**

5/11/2023 9:47:22 AM

**PERIOD ENDING 4/30/2023**

	ACTUAL LAST YEAR			ACTUAL THIS YEAR				ENCUMBRANCE	BUDGET	UNENCUMBERED BALANCE
	CURRENT MONTH	YEAR TO DATE	%	CURRENT MONTH	%	YEAR TO DATE	%			
<b>EXPENDITURES</b>										
<b>TOTAL EXPENDITURES</b>	0.00	0.00	0	0.00	0	0.00	0	0.00	0.00	0.00
<b>NET CHANGE IN FUND BALANCE</b>	0.00	0.00		0.00		0.00		0.00	0.00	0.00



**FUND DEPT 5081-445 : NURSING HOME - PHYSICAL THERAPY**

5/11/2023 9:47:22 AM

**PERIOD ENDING 4/30/2023**

	ACTUAL LAST YEAR			ACTUAL THIS YEAR				ENCUMBRANCE	BUDGET	UNENCUMBERED BALANCE
	CURRENT MONTH	YEAR TO DATE	%	CURRENT MONTH	%	YEAR TO DATE	%			
<b>EXPENDITURES</b>										
<b>TOTAL EXPENDITURES</b>	0.00	0.00	0	0.00	0	0.00	0	0.00	0.00	0.00
<b>NET CHANGE IN FUND BALANCE</b>	0.00	0.00		0.00		0.00		0.00	0.00	0.00



**FUND DEPT 5081-446 : NURSING HOME - OCCUPATIONAL THERAPY**

5/11/2023 9:47:22 AM

**PERIOD ENDING 4/30/2023**

	ACTUAL LAST YEAR			ACTUAL THIS YEAR				ENCUMBRANCE	BUDGET	UNENCUMBERED BALANCE
	CURRENT MONTH	YEAR TO DATE	%	CURRENT MONTH	%	YEAR TO DATE	%			
<b>EXPENDITURES</b>										
<b>TOTAL EXPENDITURES</b>	0.00	0.00	0	0.00	0	0.00	0	0.00	0.00	0.00
<b>NET CHANGE IN FUND BALANCE</b>	0.00	0.00		0.00		0.00		0.00	0.00	0.00



**FUND DEPT 5081-447 : NURSING HOME - RESPIRATORY THERAPY**

5/11/2023 9:47:22 AM

**PERIOD ENDING 4/30/2023**

	ACTUAL LAST YEAR			ACTUAL THIS YEAR				ENCUMBRANCE	BUDGET	UNENCUMBERED BALANCE
	CURRENT MONTH	YEAR TO DATE	%	CURRENT MONTH	%	YEAR TO DATE	%			
<b>EXPENDITURES</b>										
<b>TOTAL EXPENDITURES</b>	0.00	0.00	0	0.00	0	0.00	0	0.00	0.00	0.00
<b>NET CHANGE IN FUND BALANCE</b>	0.00	0.00		0.00		0.00		0.00	0.00	0.00





**FUND DEPT 5081-448 : NURSING HOME - SPEECH THERAPY**

5/11/2023 9:47:22 AM

**PERIOD ENDING 4/30/2023**

	ACTUAL LAST YEAR			ACTUAL THIS YEAR				ENCUMBRANCE	BUDGET	UNENCUMBERED BALANCE
	CURRENT MONTH	YEAR TO DATE	%	CURRENT MONTH	%	YEAR TO DATE	%			
<b>EXPENDITURES</b>										
<b>TOTAL EXPENDITURES</b>	0.00	0.00	0	0.00	0	0.00	0	0.00	0.00	0.00
<b>NET CHANGE IN FUND BALANCE</b>	0.00	0.00		0.00		0.00		0.00	0.00	0.00




**FUND DEPT 5081-450 : NURSING HOME - DIETARY**

5/11/2023 9:47:22 AM

**PERIOD ENDING 4/30/2023**

	ACTUAL LAST YEAR			ACTUAL THIS YEAR				ENCUMBRANCE	BUDGET	UNENCUMBERED BALANCE
	CURRENT MONTH	YEAR TO DATE	%	CURRENT MONTH	%	YEAR TO DATE	%			
<b>EXPENDITURES</b>										
<b>TOTAL EXPENDITURES</b>	0.00	0.00	0	0.00	0	0.00	0	0.00	0.00	0.00
<b>NET CHANGE IN FUND BALANCE</b>	0.00	0.00		0.00		0.00		0.00	0.00	0.00



**FUND DEPT 5081-455 : NURSING HOME - BEAUTY SHOP**

5/11/2023 9:47:22 AM

**PERIOD ENDING 4/30/2023**

	ACTUAL LAST YEAR			ACTUAL THIS YEAR				ENCUMBRANCE	BUDGET	UNENCUMBERED BALANCE
	CURRENT MONTH	YEAR TO DATE	%	CURRENT MONTH	%	YEAR TO DATE	%			
<b>EXPENDITURES</b>										
<b>TOTAL EXPENDITURES</b>	0.00	0.00	0	0.00	0	0.00	0	0.00	0.00	0.00
<b>NET CHANGE IN FUND BALANCE</b>	0.00	0.00		0.00		0.00		0.00	0.00	0.00



**FUND DEPT 5081-460 : NURSING HOME - ADULT DAY CARE**

5/11/2023 9:47:22 AM

**PERIOD ENDING 4/30/2023**

	ACTUAL LAST YEAR			ACTUAL THIS YEAR				ENCUMBRANCE	BUDGET	UNENCUMBERED BALANCE
	CURRENT MONTH	YEAR TO DATE	%	CURRENT MONTH	%	YEAR TO DATE	%			
<b>EXPENDITURES</b>										
<b>TOTAL EXPENDITURES</b>	0.00	0.00	0	0.00	0	0.00	0	0.00	0.00	0.00
<b>NET CHANGE IN FUND BALANCE</b>	0.00	0.00		0.00		0.00		0.00	0.00	0.00



**FUND DEPT 5081-462 : NURSING HOME - ALZHEIMERS UNIT**

5/11/2023 9:47:22 AM

**PERIOD ENDING 4/30/2023**

	ACTUAL LAST YEAR			ACTUAL THIS YEAR				ENCUMBRANCE	BUDGET	UNENCUMBERED BALANCE
	CURRENT MONTH	YEAR TO DATE	%	CURRENT MONTH	%	YEAR TO DATE	%			
<b>EXPENDITURES</b>										
<b>TOTAL EXPENDITURES</b>	0.00	0.00	0	0.00	0	0.00	0	0.00	0.00	0.00
<b>NET CHANGE IN FUND BALANCE</b>	0.00	0.00		0.00		0.00		0.00	0.00	0.00




**FUND DEPT 6476-118 : SELF-FUNDED INSURANCE - PROPERTY/LIABILITY INSUR**

5/11/2023 9:47:22 AM

**PERIOD ENDING 4/30/2023**

	ACTUAL LAST YEAR			ACTUAL THIS YEAR				ENCUMBRANCE	BUDGET	UNENCUMBERED BALANCE
	CURRENT MONTH	YEAR TO DATE	%	CURRENT MONTH	%	YEAR TO DATE	%			
<b>REVENUES</b>										
4007 CHARGES FOR SERVICES	0.00	0.00	0	0.00	0	0.00	0	0.00	1,541,801.00	1,541,801.00
4009 MISCELLANEOUS REVENUES	0.00	0.00	0	0.00	0	678.50	0	0.00	0.00	-678.50
<b>TOTAL REVENUES</b>	<b>0.00</b>	<b>0.00</b>	<b>0</b>	<b>0.00</b>	<b>0</b>	<b>678.50</b>	<b>0</b>	<b>0.00</b>	<b>1,541,801.00</b>	<b>1,541,122.50</b>
<b>EXPENDITURES</b>										
5020 SERVICES	314,289.13	583,723.98	28	132,150.46	7	456,729.99	26	0.00	1,786,143.00	1,329,413.01
<b>TOTAL EXPENDITURES</b>	<b>314,289.13</b>	<b>583,723.98</b>	<b>28</b>	<b>132,150.46</b>	<b>7</b>	<b>456,729.99</b>	<b>26</b>	<b>0.00</b>	<b>1,786,143.00</b>	<b>1,329,413.01</b>
<b>OTHER FINANCING SOURCES (USES)</b>										
6001 OTHER FINANCING SOURCES	0.00	0.00	0	0.00	0	0.00	0	0.00	250,000.00	250,000.00
7001 OTHER FINANCING USES	0.00	0.00	0	0.00	0	0.00	0	0.00	-5,739.00	-5,739.00
<b>TOTAL OTHER FINANCING SOURCES (USES)</b>	<b>0.00</b>	<b>0.00</b>		<b>0.00</b>		<b>0.00</b>		<b>0.00</b>	<b>244,261.00</b>	<b>244,261.00</b>
<b>NET CHANGE IN FUND BALANCE</b>	<b>-314,289.13</b>	<b>-583,723.98</b>		<b>-132,150.46</b>		<b>-456,051.49</b>		<b>0.00</b>	<b>-81.00</b>	<b>455,970.49</b>



PERIOD ENDING 4/30/2023

	ACTUAL LAST YEAR			ACTUAL THIS YEAR				ENCUMBRANCE	BUDGET	UNENCUMBERED BALANCE
	CURRENT MONTH	YEAR TO DATE	%	CURRENT MONTH	%	YEAR TO DATE	%			
<b>REVENUES</b>										
4007 CHARGES FOR SERVICES	94,976.97	315,778.67	33	94,537.52	10	270,455.74	28	0.00	982,390.00	711,934.26
4008 INVESTMENT EARNINGS	881.92	1,850.31	116	0.00	0	25,275.14	506	0.00	5,000.00	-20,275.14
<b>TOTAL REVENUES</b>	<b>95,858.89</b>	<b>317,628.98</b>	<b>33</b>	<b>94,537.52</b>	<b>10</b>	<b>295,730.88</b>	<b>30</b>	<b>0.00</b>	<b>987,390.00</b>	<b>691,659.12</b>
<b>EXPENDITURES</b>										
5003 FRINGE BENEFITS	56,891.92	181,170.40	19	59,312.01	6	300,629.82	31	0.00	968,025.00	667,395.18
5010 COMMODITIES	0.00	0.00	0	0.00	0	0.00	0	0.00	50.00	50.00
5020 SERVICES	0.00	0.00	0	0.00	0	0.00	0	0.00	8,000.00	8,000.00
<b>TOTAL EXPENDITURES</b>	<b>56,891.92</b>	<b>181,170.40</b>	<b>19</b>	<b>59,312.01</b>	<b>6</b>	<b>300,629.82</b>	<b>31</b>	<b>0.00</b>	<b>976,075.00</b>	<b>675,445.18</b>
<b>OTHER FINANCING SOURCES (USES)</b>										
7001 OTHER FINANCING USES	0.00	0.00	0	0.00	0	0.00	0	0.00	-11,478.00	-11,478.00
<b>TOTAL OTHER FINANCING SOURCES (USES)</b>	<b>0.00</b>	<b>0.00</b>		<b>0.00</b>		<b>0.00</b>		<b>0.00</b>	<b>-11,478.00</b>	<b>-11,478.00</b>
<b>NET CHANGE IN FUND BALANCE</b>	<b>38,966.97</b>	<b>136,458.58</b>		<b>35,225.51</b>		<b>-4,898.94</b>		<b>0.00</b>	<b>-163.00</b>	<b>4,735.94</b>



FUND DEPT 6620-120 : HEALTH-LIFE INSURANCE - EMPLOYEE GROUP INSURANCE

5/11/2023 9:47:22 AM

PERIOD ENDING 4/30/2023

	ACTUAL LAST YEAR			ACTUAL THIS YEAR				ENCUMBRANCE	BUDGET	UNENCUMBERED BALANCE
	CURRENT MONTH	YEAR TO DATE	%	CURRENT MONTH	%	YEAR TO DATE	%			
<b>REVENUES</b>										
4007 CHARGES FOR SERVICES	541,359.86	1,725,053.20	0	97,734.64	1	413,611.52	5	0.00	7,558,400.00	7,144,788.48
4008 INVESTMENT EARNINGS	0.00	94.45	0	0.00	0	2,465.08	123 3	0.00	200.00	-2,265.08
<b>TOTAL REVENUES</b>	<b>541,359.86</b>	<b>1,725,147.65</b>	<b>23</b>	<b>97,734.64</b>	<b>1</b>	<b>416,076.60</b>	<b>6</b>	<b>0.00</b>	<b>7,558,600.00</b>	<b>7,142,523.40</b>
<b>EXPENDITURES</b>										
5003 FRINGE BENEFITS	539,056.10	2,178,074.07	29	0.00	0	3,271.38	0	0.00	7,500,000.00	7,496,728.62
5010 COMMODITIES	0.00	0.00	0	0.00	0	540.50	100	0.00	540.50	0.00
5020 SERVICES	0.00	0.00	0	0.00	0	50,000.00	86	0.00	58,059.50	8,059.50
<b>TOTAL EXPENDITURES</b>	<b>539,056.10</b>	<b>2,178,074.07</b>	<b>29</b>	<b>0.00</b>	<b>0</b>	<b>53,811.88</b>	<b>1</b>	<b>0.00</b>	<b>7,558,600.00</b>	<b>7,504,788.12</b>
<b>OTHER FINANCING SOURCES (USES)</b>										
<b>TOTAL OTHER FINANCING SOURCES (USES)</b>	<b>0.00</b>	<b>0.00</b>		<b>0.00</b>		<b>0.00</b>		<b>0.00</b>	<b>0.00</b>	<b>0.00</b>
<b>NET CHANGE IN FUND BALANCE</b>	<b>2,303.76</b>	<b>-452,926.42</b>		<b>97,734.64</b>		<b>362,264.72</b>		<b>0.00</b>	<b>0.00</b>	<b>-362,264.72</b>





FUND DEPT 7086-060 : TOWNSHIP MOTOR FUEL TAX - HIGHWAY

5/11/2023 9:47:22 AM

PERIOD ENDING 4/30/2023

	ACTUAL LAST YEAR			ACTUAL THIS YEAR				ENCUMBRANCE	BUDGET	UNENCUMBERED BALANCE
	CURRENT MONTH	YEAR TO DATE	%	CURRENT MONTH	%	YEAR TO DATE	%			
<b>REVENUES</b>										
4004 INTERGOVERNMENTAL REVENUE	261,268.90	712,614.76	0	243,994.36	0	828,559.63	0	0.00	0.00	-828,559.63
4008 INVESTMENT EARNINGS	692.07	1,524.24	0	0.00	0	42,870.75	0	0.00	0.00	-42,870.75
<b>TOTAL REVENUES</b>	<b>261,960.97</b>	<b>714,139.00</b>	<b>0</b>	<b>243,994.36</b>	<b>0</b>	<b>871,430.38</b>	<b>0</b>	<b>0.00</b>	<b>0.00</b>	<b>-871,430.38</b>
<b>EXPENDITURES</b>										
5020 SERVICES	0.00	12,009.60	0	28,421.73	1	61,195.37	1	0.00	5,000,000.00	4,938,804.63
<b>TOTAL EXPENDITURES</b>	<b>0.00</b>	<b>12,009.60</b>	<b>0</b>	<b>28,421.73</b>	<b>1</b>	<b>61,195.37</b>	<b>1</b>	<b>0.00</b>	<b>5,000,000.00</b>	<b>4,938,804.63</b>
<b>NET CHANGE IN FUND BALANCE</b>	<b>261,960.97</b>	<b>702,129.40</b>		<b>215,572.63</b>		<b>810,235.01</b>		<b>0.00</b>	<b>-5,000,000.00</b>	<b>-5,810,235.01</b>



**FUND DEPT 7087-060 : TOWNSHIP BRIDGE - HIGHWAY**

5/11/2023 9:47:22 AM

**PERIOD ENDING 4/30/2023**

	ACTUAL LAST YEAR			ACTUAL THIS YEAR				ENCUMBRANCE	BUDGET	UNENCUMBERED BALANCE
	CURRENT MONTH	YEAR TO DATE	%	CURRENT MONTH	%	YEAR TO DATE	%			
<b>REVENUES</b>										
4008 INVESTMENT EARNINGS	8.02	19.31	0	0.00	0	73.07	0	0.00	0.00	-73.07
<b>TOTAL REVENUES</b>	<b>8.02</b>	<b>19.31</b>	<b>0</b>	<b>0.00</b>	<b>0</b>	<b>73.07</b>	<b>0</b>	<b>0.00</b>	<b>0.00</b>	<b>-73.07</b>
<b>EXPENDITURES</b>										
<b>TOTAL EXPENDITURES</b>	<b>0.00</b>	<b>0.00</b>	<b>0</b>	<b>0.00</b>	<b>0</b>	<b>0.00</b>	<b>0</b>	<b>0.00</b>	<b>0.00</b>	<b>0.00</b>
<b>NET CHANGE IN FUND BALANCE</b>	<b>8.02</b>	<b>19.31</b>		<b>0.00</b>		<b>73.07</b>		<b>0.00</b>	<b>0.00</b>	<b>-73.07</b>



FUND DEPT 7097-026 : ESTATE - COUNTY TREASURER

5/11/2023 9:47:22 AM

PERIOD ENDING 4/30/2023

	ACTUAL LAST YEAR			ACTUAL THIS YEAR				ENCUMBRANCE	BUDGET	UNENCUMBERED BALANCE
	CURRENT MONTH	YEAR TO DATE	%	CURRENT MONTH	%	YEAR TO DATE	%			
<b>REVENUES</b>										
4008 INVESTMENT EARNINGS	12.37	23.98	0	0.00	0	0.00	0	0.00	0.00	0.00
<b>TOTAL REVENUES</b>	<b>12.37</b>	<b>23.98</b>	<b>0</b>	<b>0.00</b>	<b>0</b>	<b>0.00</b>	<b>0</b>	<b>0.00</b>	<b>0.00</b>	<b>0.00</b>
<b>NET CHANGE IN FUND BALANCE</b>	<b>12.37</b>	<b>23.98</b>		<b>0.00</b>		<b>0.00</b>		<b>0.00</b>	<b>0.00</b>	<b>0.00</b>



**FUND DEPT 7667-026 : PROPERTY CONDEMNATIONS - COUNTY TREASURER**

5/11/2023 9:47:22 AM

**PERIOD ENDING 4/30/2023**

	ACTUAL LAST YEAR			ACTUAL THIS YEAR				ENCUMBRANCE	BUDGET	UNENCUMBERED BALANCE
	CURRENT MONTH	YEAR TO DATE	%	CURRENT MONTH	%	YEAR TO DATE	%			
<b>REVENUES</b>										
4008 INVESTMENT EARNINGS	59.86	124.03	0	0.00	0	0.00	0	0.00	0.00	0.00
<b>TOTAL REVENUES</b>	<b>59.86</b>	<b>124.03</b>	<b>0</b>	<b>0.00</b>	<b>0</b>	<b>0.00</b>	<b>0</b>	<b>0.00</b>	<b>0.00</b>	<b>0.00</b>
<b>OTHER FINANCING SOURCES (USES)</b>										
<b>TOTAL OTHER FINANCING SOURCES (USES)</b>	<b>0.00</b>	<b>0.00</b>		<b>0.00</b>		<b>0.00</b>		<b>0.00</b>	<b>0.00</b>	<b>0.00</b>
<b>NET CHANGE IN FUND BALANCE</b>	<b>59.86</b>	<b>124.03</b>		<b>0.00</b>		<b>0.00</b>		<b>0.00</b>	<b>0.00</b>	<b>0.00</b>



**FUND DEPT 7687-040 : SHERIFF FORECLOSURES - SHERIFF**

5/11/2023 9:47:22 AM

**PERIOD ENDING 4/30/2023**

	ACTUAL LAST YEAR			ACTUAL THIS YEAR				ENCUMBRANCE	BUDGET	UNENCUMBERED BALANCE
	CURRENT MONTH	YEAR TO DATE	%	CURRENT MONTH	%	YEAR TO DATE	%			
<b>REVENUES</b>										
4008 INVESTMENT EARNINGS	141.54	322.14	0	0.00	0	0.00	0	0.00	0.00	0.00
<b>TOTAL REVENUES</b>	<b>141.54</b>	<b>322.14</b>	<b>0</b>	<b>0.00</b>	<b>0</b>	<b>0.00</b>	<b>0</b>	<b>0.00</b>	<b>0.00</b>	<b>0.00</b>
<b>OTHER FINANCING SOURCES (USES)</b>										
6001 OTHER FINANCING SOURCES	152,500.00	429,100.00	0	193,934.13	0	1,110,943.55	0	0.00	0.00	-1,110,943.55
<b>TOTAL OTHER FINANCING SOURCES (USES)</b>	<b>152,500.00</b>	<b>429,100.00</b>		<b>193,934.13</b>		<b>1,110,943.55</b>		<b>0.00</b>	<b>0.00</b>	<b>-1,110,943.55</b>
<b>NET CHANGE IN FUND BALANCE</b>	<b>152,641.54</b>	<b>429,422.14</b>		<b>193,934.13</b>		<b>1,110,943.55</b>		<b>0.00</b>	<b>0.00</b>	<b>-1,110,943.55</b>



FUND DEPT 7699-020 : GARNISHMENTS - AUDITOR

5/11/2023 9:47:22 AM

PERIOD ENDING 4/30/2023

	ACTUAL LAST YEAR			ACTUAL THIS YEAR				ENCUMBRANCE	BUDGET	UNENCUMBERED BALANCE
	CURRENT MONTH	YEAR TO DATE	%	CURRENT MONTH	%	YEAR TO DATE	%			
<b>REVENUES</b>										
4008 INVESTMENT EARNINGS	0.95	1.94	0	0.00	0	0.00	0	0.00	0.00	0.00
<b>TOTAL REVENUES</b>	<b>0.95</b>	<b>1.94</b>	<b>0</b>	<b>0.00</b>	<b>0</b>	<b>0.00</b>	<b>0</b>	<b>0.00</b>	<b>0.00</b>	<b>0.00</b>
<b>OTHER FINANCING SOURCES (USES)</b>										
6001 OTHER FINANCING SOURCES	6,723.05	29,689.30	0	0.00	0	0.00	0	0.00	0.00	0.00
<b>TOTAL OTHER FINANCING SOURCES (USES)</b>	<b>6,723.05</b>	<b>29,689.30</b>		<b>0.00</b>		<b>0.00</b>		<b>0.00</b>	<b>0.00</b>	<b>0.00</b>
<b>NET CHANGE IN FUND BALANCE</b>	<b>6,724.00</b>	<b>29,691.24</b>		<b>0.00</b>		<b>0.00</b>		<b>0.00</b>	<b>0.00</b>	<b>0.00</b>



PERIOD ENDING 4/30/2023

	ACTUAL LAST YEAR			ACTUAL THIS YEAR				ENCUMBRANCE	BUDGET	UNENCUMBERED BALANCE
	CURRENT MONTH	YEAR TO DATE	%	CURRENT MONTH	%	YEAR TO DATE	%			
<b>REVENUES</b>										
4004 INTERGOVERNMENTAL REVENUE	86,445.64	86,445.64	16	6,644.50	1	6,644.50	1	0.00	546,436.00	539,791.50
4007 CHARGES FOR SERVICES	9,592.61	9,592.61	17	0.00	0	724.46	1	0.00	60,500.00	59,775.54
4008 INVESTMENT EARNINGS	111.63	240.13	48	0.00	0	3,805.48	761	0.00	500.00	-3,305.48
4009 MISCELLANEOUS REVENUES	2,376.00	2,376.00	19	2,710.00	21	2,710.00	21	0.00	13,000.00	10,290.00
<b>TOTAL REVENUES</b>	<b>98,525.88</b>	<b>98,654.38</b>	<b>16</b>	<b>9,354.50</b>	<b>2</b>	<b>13,884.44</b>	<b>2</b>	<b>0.00</b>	<b>620,436.00</b>	<b>606,551.56</b>
<b>EXPENDITURES</b>										
5001 SALARIES AND WAGES	28,990.73	108,104.49	27	30,273.24	7	122,851.01	30	0.00	412,332.00	289,480.99
5003 FRINGE BENEFITS	8,888.53	23,916.13	18	8,236.96	7	28,758.60	23	0.00	124,425.00	95,666.40
5010 COMMODITIES	0.00	539.74	11	874.00	14	2,236.99	35	0.00	6,400.00	4,163.01
5020 SERVICES	554.99	7,183.07	18	3,035.46	8	7,330.83	20	0.00	37,035.00	29,704.17
<b>TOTAL EXPENDITURES</b>	<b>38,434.25</b>	<b>139,743.43</b>	<b>24</b>	<b>42,419.66</b>	<b>7</b>	<b>161,177.43</b>	<b>28</b>	<b>0.00</b>	<b>580,192.00</b>	<b>419,014.57</b>
<b>OTHER FINANCING SOURCES (USES)</b>										
7001 OTHER FINANCING USES	0.00	0.00	0	0.00	0	0.00	0	0.00	-61,500.00	-61,500.00
<b>TOTAL OTHER FINANCING SOURCES (USES)</b>	<b>0.00</b>	<b>0.00</b>		<b>0.00</b>		<b>0.00</b>		<b>0.00</b>	<b>-61,500.00</b>	<b>-61,500.00</b>
<b>NET CHANGE IN FUND BALANCE</b>	<b>60,091.63</b>	<b>-41,089.05</b>		<b>-33,065.16</b>		<b>-147,292.99</b>		<b>0.00</b>	<b>-21,256.00</b>	<b>126,036.99</b>



FUND DEPT 8850-112 : GEOG INF SYS JOINT VENTUR - CAPITAL/TECHNOLOGY PURCH

5/11/2023 9:47:22 AM

PERIOD ENDING 4/30/2023

	ACTUAL LAST YEAR			ACTUAL THIS YEAR				ENCUMBRANCE	BUDGET	UNENCUMBERED BALANCE
	CURRENT MONTH	YEAR TO DATE	%	CURRENT MONTH	%	YEAR TO DATE	%			
<b>REVENUES</b>										
<b>TOTAL REVENUES</b>	<b>0.00</b>	<b>0.00</b>	<b>0</b>	<b>0.00</b>	<b>0</b>	<b>0.00</b>	<b>0</b>	<b>0.00</b>	<b>0.00</b>	<b>0.00</b>
<b>EXPENDITURES</b>										
5010 COMMODITIES	982.80	982.80	5	0.00	0	1,472.21	98	0.00	1,500.00	27.79
5020 SERVICES	1,010.22	49,160.60	77	710.04	1	39,862.31	65	0.00	61,190.00	21,327.69
8000 CAPITAL OUTLAY	0.00	0.00	0	0.00	0	0.00	0	0.00	9,000.00	9,000.00
<b>TOTAL EXPENDITURES</b>	<b>1,993.02</b>	<b>50,143.40</b>	<b>60</b>	<b>710.04</b>	<b>1</b>	<b>41,334.52</b>	<b>58</b>	<b>0.00</b>	<b>71,690.00</b>	<b>30,355.48</b>
<b>OTHER FINANCING SOURCES (USES)</b>										
6001 OTHER FINANCING SOURCES	0.00	0.00	0	0.00	0	0.00	0	0.00	58,500.00	58,500.00
<b>TOTAL OTHER FINANCING SOURCES (USES)</b>	<b>0.00</b>	<b>0.00</b>		<b>0.00</b>		<b>0.00</b>		<b>0.00</b>	<b>58,500.00</b>	<b>58,500.00</b>
<b>NET CHANGE IN FUND BALANCE</b>	<b>-1,993.02</b>	<b>-50,143.40</b>		<b>-710.04</b>		<b>-41,334.52</b>		<b>0.00</b>	<b>-13,190.00</b>	<b>28,144.52</b>





FUND DEPT 8850-672 : GEOG INF SYS JOINT VENTUR - AERIAL PHOTOGRAPHY PROJ

5/11/2023 9:47:22 AM

PERIOD ENDING 4/30/2023

	ACTUAL LAST YEAR			ACTUAL THIS YEAR				ENCUMBRANCE	BUDGET	UNENCUMBERED BALANCE
	CURRENT MONTH	YEAR TO DATE	%	CURRENT MONTH	%	YEAR TO DATE	%			
<b>REVENUES</b>										
4004 INTERGOVERNMENTAL REVENUE	5,873.75	5,873.75	18	0.00	0	0.00	0	0.00	106,750.00	106,750.00
<b>TOTAL REVENUES</b>	<b>5,873.75</b>	<b>5,873.75</b>	<b>18</b>	<b>0.00</b>	<b>0</b>	<b>0.00</b>	<b>0</b>	<b>0.00</b>	<b>106,750.00</b>	<b>106,750.00</b>
<b>EXPENDITURES</b>										
5020 SERVICES	0.00	0.00	0	0.00	0	0.00	0	0.00	185,000.00	185,000.00
<b>TOTAL EXPENDITURES</b>	<b>0.00</b>	<b>0.00</b>	<b>0</b>	<b>0.00</b>	<b>0</b>	<b>0.00</b>	<b>0</b>	<b>0.00</b>	<b>185,000.00</b>	<b>185,000.00</b>
<b>NET CHANGE IN FUND BALANCE</b>	<b>5,873.75</b>	<b>5,873.75</b>		<b>0.00</b>		<b>0.00</b>		<b>0.00</b>	<b>-78,250.00</b>	<b>-78,250.00</b>