



FUND DEPT 1080-010 : GENERAL CORPORATE - COUNTY BOARD

7/10/2023 11:49:07 AM

PERIOD ENDING 6/30/2023

	ACTUAL LAST YEAR			ACTUAL THIS YEAR				ENCUMBRANCE	BUDGET	UNENCUMBERED BALANCE
	CURRENT MONTH	YEAR TO DATE	%	CURRENT MONTH	%	YEAR TO DATE	%			
REVENUES										
4007 CHARGES FOR SERVICES	0.00	0.00	0	508.84	170	1,589.29	530	0.00	300.00	-1,289.29
4009 MISCELLANEOUS REVENUES	0.00	800.00	80	0.00	0	64.00	3	0.00	2,000.00	1,936.00
4010 RENTS AND ROYALTIES	0.00	77,690.00	20	0.00	0	79,032.63	19	0.00	425,000.00	345,967.37
TOTAL REVENUES	0.00	78,490.00	18	508.84	0	80,685.92	19	0.00	427,300.00	346,614.08
EXPENDITURES										
5001 SALARIES AND WAGES	3,503.08	24,918.48	21	5,764.62	6	28,468.02	32	0.00	89,000.00	60,531.98
5010 COMMODITIES	7.08	31.82	5	88.20	2	109.70	2	0.00	5,250.00	5,140.30
5020 SERVICES	806.88	59,902.19	59	645.73	1	58,764.17	56	0.00	104,035.00	45,270.83
TOTAL EXPENDITURES	4,317.04	84,852.49	38	6,498.55	3	87,341.89	44	0.00	198,285.00	110,943.11
NET CHANGE IN FUND BALANCE	-4,317.04	-6,362.49		-5,989.71		-6,655.97		0.00	229,015.00	235,670.97



FUND DEPT 1080-012 : GENERAL CORPORATE - TORNADO SIRENS

7/10/2023 11:49:07 AM

PERIOD ENDING 6/30/2023

	ACTUAL LAST YEAR			ACTUAL THIS YEAR				ENCUMBRANCE	BUDGET	UNENCUMBERED BALANCE
	CURRENT MONTH	YEAR TO DATE	%	CURRENT MONTH	%	YEAR TO DATE	%			
REVENUES										
4004 INTERGOVERNMENTAL REVENUE	0.00	3,990.00	100	0.00	0	0.00	0	0.00	0.00	0.00
TOTAL REVENUES	0.00	3,990.00	100	0.00	0	0.00	0	0.00	0.00	0.00
EXPENDITURES										
5020 SERVICES	0.00	3,990.00	100	0.00	0	0.00	0	0.00	0.00	0.00
TOTAL EXPENDITURES	0.00	3,990.00	100	0.00	0	0.00	0	0.00	0.00	0.00
NET CHANGE IN FUND BALANCE	0.00	0.00		0.00		0.00		0.00	0.00	0.00



FUND DEPT 1080-013 : GENERAL CORPORATE - DEBT SERVICE

7/10/2023 11:49:07 AM

PERIOD ENDING 6/30/2023

	ACTUAL LAST YEAR			ACTUAL THIS YEAR				ENCUMBRANCE	BUDGET	UNENCUMBERED BALANCE
	CURRENT MONTH	YEAR TO DATE	%	CURRENT MONTH	%	YEAR TO DATE	%			
REVENUES										
4004 INTERGOVERNMENTAL REVENUE	0.00	0.00	0	146,751.00	9	440,253.00	28	0.00	1,578,901.00	1,138,648.00
TOTAL REVENUES	0.00	0.00	0	146,751.00	9	440,253.00	28	0.00	1,578,901.00	1,138,648.00
EXPENDITURES										
5050 INTEREST AND FISCAL CHARGES	0.00	0.00	0	469,780.42	30	469,780.42	30	0.00	1,578,901.00	1,109,120.58
TOTAL EXPENDITURES	0.00	0.00	0	469,780.42	30	469,780.42	30	0.00	1,578,901.00	1,109,120.58
OTHER FINANCING SOURCES (USES)										
TOTAL OTHER FINANCING SOURCES (USES)	0.00	0.00		0.00		0.00		0.00	0.00	0.00
NET CHANGE IN FUND BALANCE	0.00	0.00		-323,029.42		-29,527.42		0.00	0.00	29,527.42



FUND DEPT 1080-016 : GENERAL CORPORATE - ADMINISTRATIVE SERVICES

7/10/2023 11:49:07 AM

PERIOD ENDING 6/30/2023

	ACTUAL LAST YEAR			ACTUAL THIS YEAR				ENCUMBRANCE	BUDGET	UNENCUMBERED BALANCE
	CURRENT MONTH	YEAR TO DATE	%	CURRENT MONTH	%	YEAR TO DATE	%			
REVENUES										
4004 INTERGOVERNMENTAL REVENUE	0.00	0.00	0	0.00	0	23.57	0	0.00	7,000.00	6,976.43
4009 MISCELLANEOUS REVENUES	0.00	0.00	0	0.00	0	0.00	0	0.00	3,000.00	3,000.00
TOTAL REVENUES	0.00	0.00	0	0.00	0	23.57	0	0.00	10,000.00	9,976.43
EXPENDITURES										
5001 SALARIES AND WAGES	52,161.62	333,630.41	47	84,664.91	11	344,770.32	47	0.00	736,447.00	391,676.68
5010 COMMODITIES	27,137.30	139,723.50	43	88.41	0	99,794.18	30	0.00	332,250.00	232,455.82
5020 SERVICES	3,896.38	8,932.42	31	903.51	3	10,819.07	37	0.00	29,260.00	18,440.93
TOTAL EXPENDITURES	83,195.30	482,286.33	46	85,656.83	8	455,383.57	41	0.00	1,097,957.00	642,573.43
OTHER FINANCING SOURCES (USES)										
6001 OTHER FINANCING SOURCES	0.00	0.00	0	0.00	0	0.00	0	0.00	17,217.00	17,217.00
TOTAL OTHER FINANCING SOURCES (USES)	0.00	0.00		0.00		0.00		0.00	17,217.00	17,217.00
NET CHANGE IN FUND BALANCE	-83,195.30	-482,286.33		-85,656.83		-455,360.00		0.00	-1,070,740.00	-615,380.00



FUND DEPT 1080-017 : GENERAL CORPORATE - COOPERATIVE EXTENSION SRV

7/10/2023 11:49:07 AM

PERIOD ENDING 6/30/2023

	ACTUAL LAST YEAR			ACTUAL THIS YEAR				ENCUMBRANCE	BUDGET	UNENCUMBERED BALANCE
	CURRENT MONTH	YEAR TO DATE	%	CURRENT MONTH	%	YEAR TO DATE	%			
REVENUES										
4001 PROPERTY TAX	121,922.94	121,922.94	28	99,508.54	23	99,508.54	23	0.00	442,000.00	342,491.46
TOTAL REVENUES	121,922.94	121,922.94	28	99,508.54	23	99,508.54	23	0.00	442,000.00	342,491.46
EXPENDITURES										
5020 SERVICES	0.00	0.00	0	0.00	0	734.13	0	0.00	442,735.00	442,000.87
TOTAL EXPENDITURES	0.00	0.00	0	0.00	0	734.13	0	0.00	442,735.00	442,000.87
NET CHANGE IN FUND BALANCE	121,922.94	121,922.94		99,508.54		98,774.41		0.00	-735.00	-99,509.41



FUND DEPT 1080-020 : GENERAL CORPORATE - AUDITOR

7/10/2023 11:49:07 AM

PERIOD ENDING 6/30/2023

	ACTUAL LAST YEAR			ACTUAL THIS YEAR				ENCUMBRANCE	BUDGET	UNENCUMBERED BALANCE
	CURRENT MONTH	YEAR TO DATE	%	CURRENT MONTH	%	YEAR TO DATE	%			
REVENUES										
4004 INTERGOVERNMENTAL REVENUE	0.00	6,500.00	100	0.00	0	0.00	0	0.00	6,500.00	6,500.00
4007 CHARGES FOR SERVICES	0.00	0.00	0	0.00	0	0.00	0	0.00	120,000.00	120,000.00
4008 INVESTMENT EARNINGS	0.00	0.00	0	23.62	0	88.52	0	0.00	0.00	-88.52
4009 MISCELLANEOUS REVENUES	100.00	1,134.60	9	0.00	0	0.00	0	0.00	0.00	0.00
TOTAL REVENUES	100.00	7,634.60	6	23.62	0	88.52	0	0.00	126,500.00	126,411.48
EXPENDITURES										
5001 SALARIES AND WAGES	27,557.28	165,432.13	43	46,922.10	11	191,961.71	45	0.00	425,064.00	233,102.29
5010 COMMODITIES	0.00	149.92	4	62.49	2	280.97	8	0.00	3,581.00	3,300.03
5020 SERVICES	2,557.28	6,896.09	60	278.66	2	7,442.20	44	0.00	16,736.00	9,293.80
TOTAL EXPENDITURES	30,114.56	172,478.14	43	47,263.25	11	199,684.88	45	0.00	445,381.00	245,696.12
OTHER FINANCING SOURCES (USES)										
TOTAL OTHER FINANCING SOURCES (USES)	0.00	0.00		0.00		0.00		0.00	0.00	0.00
NET CHANGE IN FUND BALANCE	-30,014.56	-164,843.54		-47,239.63		-199,596.36		0.00	-318,881.00	-119,284.64



FUND DEPT 1080-021 : GENERAL CORPORATE - BOARD OF REVIEW

7/10/2023 11:49:07 AM

PERIOD ENDING 6/30/2023

	ACTUAL LAST YEAR			ACTUAL THIS YEAR				ENCUMBRANCE	BUDGET	UNENCUMBERED BALANCE
	CURRENT MONTH	YEAR TO DATE	%	CURRENT MONTH	%	YEAR TO DATE	%			
REVENUES										
TOTAL REVENUES	0.00	0.00	0	0.00	0	0.00	0	0.00	0.00	0.00
EXPENDITURES										
5001 SALARIES AND WAGES	10,435.80	62,538.75	46	16,436.25	12	68,829.83	48	0.00	142,448.00	73,618.17
5010 COMMODITIES	45.00	45.00	4	0.00	0	374.97	28	0.00	1,333.50	958.53
5020 SERVICES	0.00	718.72	15	2,878.27	16	12,491.92	69	0.00	18,115.00	5,623.08
TOTAL EXPENDITURES	10,480.80	63,302.47	45	19,314.52	12	81,696.72	50	0.00	161,896.50	80,199.78
NET CHANGE IN FUND BALANCE	-10,480.80	-63,302.47		-19,314.52		-81,696.72		0.00	-161,896.50	-80,199.78



FUND DEPT 1080-022 : GENERAL CORPORATE - COUNTY CLERK

7/10/2023 11:49:07 AM

PERIOD ENDING 6/30/2023

	ACTUAL LAST YEAR			ACTUAL THIS YEAR				ENCUMBRANCE	BUDGET	UNENCUMBERED BALANCE
	CURRENT MONTH	YEAR TO DATE	%	CURRENT MONTH	%	YEAR TO DATE	%			
REVENUES										
4004 INTERGOVERNMENTAL REVENUE	0.00	0.00	0	0.00	0	0.00	0	0.00	51,815.00	51,815.00
4006 LICENSES AND PERMITS	12,480.00	46,595.00	57	0.00	0	61,210.00	55	0.00	110,400.00	49,190.00
4007 CHARGES FOR SERVICES	24,056.00	133,355.10	39	0.00	0	124,150.40	37	0.00	340,000.00	215,849.60
4008 INVESTMENT EARNINGS	11.14	56.53	28	0.00	0	85.93	43	0.00	200.00	114.07
4009 MISCELLANEOUS REVENUES	0.00	0.00	0	40.00	200	3,817.50	190 88	0.00	20.00	-3,797.50
TOTAL REVENUES	36,547.14	180,006.63	38	40.00	0	189,263.83	38	0.00	502,435.00	313,171.17
EXPENDITURES										
5001 SALARIES AND WAGES	66,308.33	338,098.39	40	91,513.76	10	454,398.76	48	0.00	951,536.00	497,137.24
5010 COMMODITIES	7,153.21	48,301.21	52	268.51	0	74,760.60	68	0.00	109,537.00	34,776.40
5020 SERVICES	48,807.35	156,052.91	39	9,129.77	2	142,597.94	33	0.00	425,813.00	283,215.06
8000 CAPITAL OUTLAY	0.00	0.00	0	0.00	0	0.00	0	0.00	42,535.00	42,535.00
TOTAL EXPENDITURES	122,268.89	542,452.51	34	100,912.04	7	671,757.30	44	0.00	1,529,421.00	857,663.70
OTHER FINANCING SOURCES (USES)										
TOTAL OTHER FINANCING SOURCES (USES)	0.00	0.00		0.00		0.00		0.00	0.00	0.00
NET CHANGE IN FUND BALANCE	-85,721.75	-362,445.88		-100,872.04		-482,493.47		0.00	-1,026,986.00	-544,492.53



FUND DEPT 1080-023 : GENERAL CORPORATE - RECORDER

7/10/2023 11:49:07 AM

PERIOD ENDING 6/30/2023

	ACTUAL LAST YEAR			ACTUAL THIS YEAR				ENCUMBRANCE	BUDGET	UNENCUMBERED BALANCE
	CURRENT MONTH	YEAR TO DATE	%	CURRENT MONTH	%	YEAR TO DATE	%			
REVENUES										
4006 LICENSES AND PERMITS	249,946.50	1,482,615.00	99	66,530.25	13	248,412.25	50	0.00	500,000.00	251,587.75
4007 CHARGES FOR SERVICES	95,256.50	482,199.50	48	64,890.00	8	295,667.00	37	0.00	800,000.00	504,333.00
4009 MISCELLANEOUS REVENUES	6,205.10	21,637.25	270	399.00	2	6,591.70	26	0.00	25,000.00	18,408.30
TOTAL REVENUES	351,408.10	1,986,451.75	79	131,819.25	10	550,670.95	42	0.00	1,325,000.00	774,329.05
EXPENDITURES										
5001 SALARIES AND WAGES	11,841.01	64,908.04	42	21,615.91	12	90,066.35	48	0.00	187,353.00	97,286.65
5010 COMMODITIES	13.90	55.70	28	0.00	0	185.23	37	0.00	500.00	314.77
5020 SERVICES	305,537.85	931,387.35	79	103.80	6	118.80	7	0.00	1,780.00	1,661.20
TOTAL EXPENDITURES	317,392.76	996,351.09	74	21,719.71	11	90,370.38	48	0.00	189,633.00	99,262.62
NET CHANGE IN FUND BALANCE	34,015.34	990,100.66		110,099.54		460,300.57		0.00	1,135,367.00	675,066.43



FUND DEPT 1080-025 : GENERAL CORPORATE - SUPERVISOR OF ASSESSMENT

7/10/2023 11:49:07 AM

PERIOD ENDING 6/30/2023

	ACTUAL LAST YEAR			ACTUAL THIS YEAR				ENCUMBRANCE	BUDGET	UNENCUMBERED BALANCE
	CURRENT MONTH	YEAR TO DATE	%	CURRENT MONTH	%	YEAR TO DATE	%			
REVENUES										
4004 INTERGOVERNMENTAL REVENUE	0.00	7,083.34	16	3,718.74	8	11,156.22	24	0.00	46,988.00	35,831.78
4009 MISCELLANEOUS REVENUES	0.00	400.00	133	0.00	0	500.00	83	0.00	600.00	100.00
TOTAL REVENUES	0.00	7,483.34	16	3,718.74	8	11,656.22	24	0.00	47,588.00	35,931.78
EXPENDITURES										
5001 SALARIES AND WAGES	25,452.23	143,783.35	43	40,136.40	11	163,710.81	46	0.00	356,811.00	193,100.19
5010 COMMODITIES	522.59	2,735.11	47	106.72	2	2,221.87	39	0.00	5,632.00	3,410.13
5020 SERVICES	134.41	3,869.03	7	120.64	0	4,268.04	6	0.00	67,420.00	63,151.96
TOTAL EXPENDITURES	26,109.23	150,387.49	38	40,363.76	9	170,200.72	40	0.00	429,863.00	259,662.28
NET CHANGE IN FUND BALANCE	-26,109.23	-142,904.15		-36,645.02		-158,544.50		0.00	-382,275.00	-223,730.50



FUND DEPT 1080-026 : GENERAL CORPORATE - COUNTY TREASURER

7/10/2023 11:49:07 AM

PERIOD ENDING 6/30/2023

	ACTUAL LAST YEAR			ACTUAL THIS YEAR				ENCUMBRANCE	BUDGET	UNENCUMBERED BALANCE
	CURRENT MONTH	YEAR TO DATE	%	CURRENT MONTH	%	YEAR TO DATE	%			
REVENUES										
4001 PROPERTY TAX	828.38	1,678.21	0	370.00	0	1,880.00	0	0.00	500,000.00	498,120.00
4004 INTERGOVERNMENTAL REVENUE	6,500.00	6,500.00	46	0.00	0	0.00	0	0.00	14,000.00	14,000.00
4007 CHARGES FOR SERVICES	0.00	50.00	0	0.00	0	0.00	0	0.00	200.00	200.00
4008 INVESTMENT EARNINGS	35.38	87.98	1	1,273.77	18	6,637.37	95	0.00	7,000.00	362.63
TOTAL REVENUES	7,363.76	8,316.19	1	1,643.77	0	8,517.37	2	0.00	521,200.00	512,682.63
EXPENDITURES										
5001 SALARIES AND WAGES	28,411.54	132,974.45	46	35,827.09	11	151,395.00	48	0.00	317,248.00	165,853.00
5010 COMMODITIES	192.49	2,731.57	42	440.00	7	3,064.24	47	0.00	6,573.00	3,508.76
5020 SERVICES	15,014.36	17,132.45	35	275.72	1	15,382.16	33	0.00	47,250.00	31,867.84
TOTAL EXPENDITURES	43,618.39	152,838.47	44	36,542.81	10	169,841.40	46	0.00	371,071.00	201,229.60
NET CHANGE IN FUND BALANCE	-36,254.63	-144,522.28		-34,899.04		-161,324.03		0.00	150,129.00	311,453.03



FUND DEPT 1080-028 : GENERAL CORPORATE - INFORMATION TECHNOLOGY (IT)

7/10/2023 11:49:07 AM

PERIOD ENDING 6/30/2023

	ACTUAL LAST YEAR			ACTUAL THIS YEAR				ENCUMBRANCE	BUDGET	UNENCUMBERED BALANCE
	CURRENT MONTH	YEAR TO DATE	%	CURRENT MONTH	%	YEAR TO DATE	%			
REVENUES										
4004 INTERGOVERNMENTAL REVENUE	200.00	1,800.00	38	600.00	12	1,800.00	38	0.00	4,800.00	3,000.00
4007 CHARGES FOR SERVICES	0.00	0.00	0	0.00	0	0.00	0	0.00	45,600.00	45,600.00
TOTAL REVENUES	200.00	1,800.00	4	600.00	1	1,800.00	4	0.00	50,400.00	48,600.00
EXPENDITURES										
5001 SALARIES AND WAGES	57,585.91	316,632.20	44	105,068.60	12	408,960.23	45	0.00	904,356.00	495,395.77
5010 COMMODITIES	4,216.04	27,286.85	38	3,054.55	4	37,116.98	49	0.00	76,499.35	39,382.37
5020 SERVICES	7,518.92	119,532.02	32	4,833.44	1	142,206.70	38	0.00	372,268.65	230,061.95
TOTAL EXPENDITURES	69,320.87	463,451.07	40	112,956.59	8	588,283.91	43	0.00	1,353,124.00	764,840.09
OTHER FINANCING SOURCES (USES)										
TOTAL OTHER FINANCING SOURCES (USES)	0.00	0.00		0.00		0.00		0.00	0.00	0.00
NET CHANGE IN FUND BALANCE	-69,120.87	-461,651.07		-112,356.59		-586,483.91		0.00	-1,302,724.00	-716,240.09



FUND DEPT 1080-030 : GENERAL CORPORATE - CIRCUIT CLERK

7/10/2023 11:49:07 AM

PERIOD ENDING 6/30/2023

	ACTUAL LAST YEAR			ACTUAL THIS YEAR				ENCUMBRANCE	BUDGET	UNENCUMBERED BALANCE
	CURRENT MONTH	YEAR TO DATE	%	CURRENT MONTH	%	YEAR TO DATE	%			
REVENUES										
4004 INTERGOVERNMENTAL REVENUE	0.00	0.00	0	0.00	0	0.00	0	0.00	6,500.00	6,500.00
4007 CHARGES FOR SERVICES	15,517.24	223,334.14	17	57,896.15	10	268,739.20	45	0.00	600,000.00	331,260.80
4008 INVESTMENT EARNINGS	2,662.38	3,775.37	0	8,299.37	0	40,114.88	0	0.00	0.00	-40,114.88
TOTAL REVENUES	18,179.62	227,109.51	18	66,195.52	11	308,854.08	51	0.00	606,500.00	297,645.92
EXPENDITURES										
5001 SALARIES AND WAGES	86,738.02	488,963.31	40	139,264.06	10	577,966.60	41	0.00	1,396,314.00	818,347.40
5010 COMMODITIES	705.65	13,363.40	80	545.02	5	8,655.04	74	0.00	11,700.00	3,044.96
5020 SERVICES	1,613.15	24,356.74	50	2,098.91	5	11,829.96	29	0.00	40,639.00	28,809.04
TOTAL EXPENDITURES	89,056.82	526,683.45	41	141,907.99	10	598,451.60	41	0.00	1,448,653.00	850,201.40
OTHER FINANCING SOURCES (USES)										
TOTAL OTHER FINANCING SOURCES (USES)	0.00	0.00		0.00		0.00		0.00	0.00	0.00
NET CHANGE IN FUND BALANCE	-70,877.20	-299,573.94		-75,712.47		-289,597.52		0.00	-842,153.00	-552,555.48



FUND DEPT 1080-031 : GENERAL CORPORATE - CIRCUIT COURT

7/10/2023 11:49:07 AM

PERIOD ENDING 6/30/2023

	ACTUAL LAST YEAR			ACTUAL THIS YEAR				ENCUMBRANCE	BUDGET	UNENCUMBERED BALANCE
	CURRENT MONTH	YEAR TO DATE	%	CURRENT MONTH	%	YEAR TO DATE	%			
REVENUES										
4004 INTERGOVERNMENTAL REVENUE	0.00	0.00	0	0.00	0	8,813.71	100	0.00	8,814.00	0.29
TOTAL REVENUES	0.00	0.00	0	0.00	0	8,813.71	100	0.00	8,814.00	0.29
EXPENDITURES										
5001 SALARIES AND WAGES	48,007.25	276,050.12	44	78,763.05	12	328,488.60	48	0.00	683,687.00	355,198.40
5010 COMMODITIES	36,904.56	46,633.81	502	1,832.80	5	24,849.06	62	0.00	39,814.00	14,964.94
5020 SERVICES	43,462.29	223,121.72	60	63,928.50	14	253,783.83	56	0.00	454,175.00	200,391.17
TOTAL EXPENDITURES	128,374.10	545,805.65	48	144,524.35	12	607,121.49	52	0.00	1,177,676.00	570,554.51
OTHER FINANCING SOURCES (USES)										
TOTAL OTHER FINANCING SOURCES (USES)	0.00	0.00		0.00		0.00		0.00	0.00	0.00
NET CHANGE IN FUND BALANCE	-128,374.10	-545,805.65		-144,524.35		-598,307.78		0.00	-1,168,862.00	-570,554.22



FUND DEPT 1080-032 : GENERAL CORPORATE - JURY COMMISSION

7/10/2023 11:49:07 AM

PERIOD ENDING 6/30/2023

	ACTUAL LAST YEAR			ACTUAL THIS YEAR				ENCUMBRANCE	BUDGET	UNENCUMBERED BALANCE
	CURRENT MONTH	YEAR TO DATE	%	CURRENT MONTH	%	YEAR TO DATE	%			
REVENUES										
TOTAL REVENUES	0.00	0.00	0	0.00	0	0.00	0	0.00	0.00	0.00
EXPENDITURES										
5001 SALARIES AND WAGES	3,358.98	19,490.68	42	5,264.67	11	22,011.21	45	0.00	48,977.00	26,965.79
5010 COMMODITIES	479.94	2,289.94	27	252.37	3	3,730.61	42	0.00	8,925.00	5,194.39
5020 SERVICES	5,889.40	40,116.90	33	1,480.63	1	51,876.03	36	0.00	146,111.00	94,234.97
TOTAL EXPENDITURES	9,728.32	61,897.52	35	6,997.67	3	77,617.85	38	0.00	204,013.00	126,395.15
NET CHANGE IN FUND BALANCE	-9,728.32	-61,897.52		-6,997.67		-77,617.85		0.00	-204,013.00	-126,395.15



FUND DEPT 1080-036 : GENERAL CORPORATE - PUBLIC DEFENDER

7/10/2023 11:49:07 AM

PERIOD ENDING 6/30/2023

	ACTUAL LAST YEAR			ACTUAL THIS YEAR				ENCUMBRANCE	BUDGET	UNENCUMBERED BALANCE
	CURRENT MONTH	YEAR TO DATE	%	CURRENT MONTH	%	YEAR TO DATE	%			
REVENUES										
4004 INTERGOVERNMENTAL REVENUE	0.00	18,341.58	17	9,436.74	8	34,650.71	29	0.00	119,593.49	84,942.78
4007 CHARGES FOR SERVICES	4,218.03	9,820.13	18	1,020.77	2	6,677.66	13	0.00	50,000.00	43,322.34
TOTAL REVENUES	4,218.03	28,161.71	17	10,457.51	6	41,328.37	24	0.00	169,593.49	128,265.12
EXPENDITURES										
5001 SALARIES AND WAGES	82,981.44	550,699.24	41	160,095.30	11	677,953.23	46	0.00	1,479,769.00	801,815.77
5010 COMMODITIES	3,230.38	6,247.67	73	593.52	4	10,297.37	62	0.00	16,509.00	6,211.63
5020 SERVICES	3,981.20	18,303.37	46	4,579.49	9	19,265.73	38	0.00	51,151.00	31,885.27
8000 CAPITAL OUTLAY	0.00	0.00	0	5,307.25	100	5,307.25	100	0.00	5,307.49	0.24
TOTAL EXPENDITURES	90,193.02	575,250.28	41	170,575.56	11	712,823.58	46	0.00	1,552,736.49	839,912.91
NET CHANGE IN FUND BALANCE	-85,974.99	-547,088.57		-160,118.05		-671,495.21		0.00	-1,383,143.00	-711,647.79



FUND DEPT 1080-040 : GENERAL CORPORATE - SHERIFF

7/10/2023 11:49:07 AM

PERIOD ENDING 6/30/2023

	ACTUAL LAST YEAR			ACTUAL THIS YEAR				ENCUMBRANCE	BUDGET	UNENCUMBERED BALANCE
	CURRENT MONTH	YEAR TO DATE	%	CURRENT MONTH	%	YEAR TO DATE	%			
REVENUES										
4004 INTERGOVERNMENTAL REVENUE	61,504.18	463,592.16	40	77,391.68	7	301,883.61	25	0.00	1,188,583.00	886,699.39
4005 FINES AND FORFEITURES	3,591.30	12,077.58	40	4,346.51	14	9,409.76	31	0.00	30,000.00	20,590.24
4007 CHARGES FOR SERVICES	15,708.70	78,829.15	41	11,504.40	8	71,394.45	49	0.00	145,000.00	73,605.55
4009 MISCELLANEOUS REVENUES	810.20	44,742.00	92	32,001.37	320	34,388.64	344	0.00	10,000.00	-24,388.64
TOTAL REVENUES	81,614.38	599,240.89	42	125,243.96	9	417,076.46	30	0.00	1,373,583.00	956,506.54
EXPENDITURES										
5001 SALARIES AND WAGES	21,924.40	126,065.34	45	40,191.39	13	151,910.61	50	0.00	305,221.00	153,310.39
5002 LAW ENFORCEMENT SALARIES	386,246.50	2,042,834.70	45	594,937.44	13	2,387,406.26	52	0.00	4,566,361.00	2,178,954.74
5003 FRINGE BENEFITS	411.78	537.78	93	0.00	0	0.00	0	0.00	0.00	0.00
5010 COMMODITIES	3,944.76	148,230.56	76	33,157.65	11	142,645.16	47	0.00	301,109.00	158,463.84
5020 SERVICES	23,119.35	583,619.16	57	9,741.44	1	561,095.66	54	0.00	1,034,815.00	473,719.34
8000 CAPITAL OUTLAY	0.00	290,622.76	86	0.00	0	240,810.00	100	0.00	240,810.00	0.00
TOTAL EXPENDITURES	435,646.79	3,191,910.30	50	678,027.92	11	3,483,867.69	54	0.00	6,448,316.00	2,964,448.31
OTHER FINANCING SOURCES (USES)										
6001 OTHER FINANCING SOURCES	665.75	665.75	0	0.00	0	0.00	0	0.00	0.00	0.00
TOTAL OTHER FINANCING SOURCES (USES)	665.75	665.75		0.00		0.00		0.00	0.00	0.00
NET CHANGE IN FUND BALANCE	-353,366.66	-2,592,003.66		-552,783.96		-3,066,791.23		0.00	-5,074,733.00	-2,007,941.77




FUND DEPT 1080-041 : GENERAL CORPORATE - STATES ATTORNEY

7/10/2023 11:49:07 AM

PERIOD ENDING 6/30/2023

	ACTUAL LAST YEAR			ACTUAL THIS YEAR				ENCUMBRANCE	BUDGET	UNENCUMBERED BALANCE
	CURRENT MONTH	YEAR TO DATE	%	CURRENT MONTH	%	YEAR TO DATE	%			
REVENUES										
4004 INTERGOVERNMENTAL REVENUE	0.00	57,160.79	27	24,493.56	11	73,480.68	33	0.00	219,754.00	146,273.32
4005 FINES AND FORFEITURES	88,794.65	281,676.48	46	32,946.03	5	165,321.89	27	0.00	610,000.00	444,678.11
4007 CHARGES FOR SERVICES	12,786.89	28,676.94	34	8,310.01	10	33,470.99	39	0.00	85,000.00	51,529.01
4009 MISCELLANEOUS REVENUES	0.00	0.00	0	20.00	0	220.00	0	0.00	0.00	-220.00
TOTAL REVENUES	101,581.54	367,514.21	40	65,769.60	7	272,493.56	30	0.00	914,754.00	642,260.44
EXPENDITURES										
5001 SALARIES AND WAGES	194,052.13	1,082,343.87	45	287,392.96	11	1,227,442.32	48	0.00	2,553,942.00	1,326,499.68
5010 COMMODITIES	4,692.31	19,313.04	43	2,901.16	6	25,551.67	53	0.00	48,090.00	22,538.33
5020 SERVICES	5,141.33	76,975.26	58	12,852.38	9	94,208.33	66	0.00	143,210.00	49,001.67
TOTAL EXPENDITURES	203,885.77	1,178,632.17	46	303,146.50	11	1,347,202.32	49	0.00	2,745,242.00	1,398,039.68
OTHER FINANCING SOURCES (USES)										
TOTAL OTHER FINANCING SOURCES (USES)	0.00	0.00		0.00		0.00		0.00	0.00	0.00
NET CHANGE IN FUND BALANCE	-102,304.23	-811,117.96		-237,376.90		-1,074,708.76		0.00	-1,830,488.00	-755,779.24



FUND DEPT 1080-042 : GENERAL CORPORATE - CORONER

7/10/2023 11:49:07 AM

PERIOD ENDING 6/30/2023

	ACTUAL LAST YEAR			ACTUAL THIS YEAR				ENCUMBRANCE	BUDGET	UNENCUMBERED BALANCE
	CURRENT MONTH	YEAR TO DATE	%	CURRENT MONTH	%	YEAR TO DATE	%			
REVENUES										
4004 INTERGOVERNMENTAL REVENUE	5,130.00	11,630.00	103	3,365.00	20	8,495.00	50	0.00	17,130.00	8,635.00
4007 CHARGES FOR SERVICES	9,430.00	41,936.80	72	9,155.00	14	50,516.83	78	0.00	65,000.00	14,483.17
4009 MISCELLANEOUS REVENUES	0.00	0.00	0	0.00	0	1,775.00	39	0.00	4,600.00	2,825.00
TOTAL REVENUES	14,560.00	53,566.80	77	12,520.00	14	60,786.83	70	0.00	86,730.00	25,943.17
EXPENDITURES										
5001 SALARIES AND WAGES	37,120.03	215,006.29	43	58,366.10	11	230,922.72	43	0.00	533,489.00	302,566.28
5003 FRINGE BENEFITS	0.00	200.00	17	0.00	0	0.00	0	0.00	1,200.00	1,200.00
5010 COMMODITIES	968.47	6,099.31	23	2,854.37	9	12,824.54	38	0.00	33,390.00	20,565.46
5020 SERVICES	17,157.14	85,044.35	43	13,617.72	7	80,361.06	38	0.00	209,198.00	128,836.94
TOTAL EXPENDITURES	55,245.64	306,349.95	42	74,838.19	10	324,108.32	42	0.00	777,277.00	453,168.68
NET CHANGE IN FUND BALANCE	-40,685.64	-252,783.15		-62,318.19		-263,321.49		0.00	-690,547.00	-427,225.51



FUND DEPT 1080-043 : GENERAL CORPORATE - EMERGENCY MGMT AGCY (EMA)

7/10/2023 11:49:07 AM

PERIOD ENDING 6/30/2023

	ACTUAL LAST YEAR			ACTUAL THIS YEAR				ENCUMBRANCE	BUDGET	UNENCUMBERED BALANCE
	CURRENT MONTH	YEAR TO DATE	%	CURRENT MONTH	%	YEAR TO DATE	%			
REVENUES										
4004 INTERGOVERNMENTAL REVENUE	1,671.31	95,361.18	158	0.00	0	0.00	0	0.00	65,000.00	65,000.00
4009 MISCELLANEOUS REVENUES	780.00	780.00	0	0.00	0	0.00	0	0.00	0.00	0.00
TOTAL REVENUES	2,451.31	96,141.18	159	0.00	0	0.00	0	0.00	65,000.00	65,000.00
EXPENDITURES										
5001 SALARIES AND WAGES	10,365.20	59,599.89	44	16,326.00	11	59,379.04	42	0.00	142,188.00	82,808.96
5010 COMMODITIES	165.37	3,103.66	55	155.63	3	1,308.37	27	0.00	4,925.00	3,616.63
5020 SERVICES	783.32	5,861.15	22	2,085.98	7	13,071.58	45	0.00	29,177.00	16,105.42
TOTAL EXPENDITURES	11,313.89	68,564.70	41	18,567.61	11	73,758.99	42	0.00	176,290.00	102,531.01
NET CHANGE IN FUND BALANCE	-8,862.58	27,576.48		-18,567.61		-73,758.99		0.00	-111,290.00	-37,531.01



FUND DEPT 1080-051 : GENERAL CORPORATE - JUVENILE DETENTION CENTER

7/10/2023 11:49:07 AM

PERIOD ENDING 6/30/2023

	ACTUAL LAST YEAR			ACTUAL THIS YEAR				ENCUMBRANCE	BUDGET	UNENCUMBERED BALANCE
	CURRENT MONTH	YEAR TO DATE	%	CURRENT MONTH	%	YEAR TO DATE	%			
REVENUES										
4004 INTERGOVERNMENTAL REVENUE	0.00	224,250.18	15	210,085.25	13	412,617.32	26	0.00	1,557,508.00	1,144,890.68
4009 MISCELLANEOUS REVENUES	2,644.61	2,664.61	0	0.00	0	30.12	0	0.00	0.00	-30.12
TOTAL REVENUES	2,644.61	226,914.79	16	210,085.25	13	412,647.44	26	0.00	1,557,508.00	1,144,860.56
EXPENDITURES										
5001 SALARIES AND WAGES	75,971.78	500,782.83	31	163,514.54	10	651,424.33	41	0.00	1,577,404.00	925,979.67
5010 COMMODITIES	1,145.84	14,416.76	42	13,855.04	18	34,654.02	44	0.00	78,611.00	43,956.98
5020 SERVICES	16,058.46	104,653.06	49	40,476.81	13	154,438.77	49	0.00	315,510.00	161,071.23
TOTAL EXPENDITURES	93,176.08	619,852.65	34	217,846.39	11	840,517.12	43	0.00	1,971,525.00	1,131,007.88
OTHER FINANCING SOURCES (USES)										
TOTAL OTHER FINANCING SOURCES (USES)	0.00	0.00		0.00		0.00		0.00	0.00	0.00
NET CHANGE IN FUND BALANCE	-90,531.47	-392,937.86		-7,761.14		-427,869.68		0.00	-414,017.00	13,852.68



FUND DEPT 1080-052 : GENERAL CORPORATE - COURT SERVICES -PROBATION

7/10/2023 11:49:07 AM

PERIOD ENDING 6/30/2023

	ACTUAL LAST YEAR			ACTUAL THIS YEAR				ENCUMBRANCE	BUDGET	UNENCUMBERED BALANCE
	CURRENT MONTH	YEAR TO DATE	%	CURRENT MONTH	%	YEAR TO DATE	%			
REVENUES										
4004 INTERGOVERNMENTAL REVENUE	0.00	153,834.14	16	162,688.43	16	337,733.85	34	0.00	988,271.00	650,537.15
TOTAL REVENUES	0.00	153,834.14	16	162,688.43	16	337,733.85	34	0.00	988,271.00	650,537.15
EXPENDITURES										
5001 SALARIES AND WAGES	128,818.75	713,303.52	42	211,239.58	12	910,235.00	50	0.00	1,825,603.00	915,368.00
5010 COMMODITIES	1,536.04	6,862.34	39	1,111.27	6	5,528.16	30	0.00	18,455.00	12,926.84
5020 SERVICES	651.08	2,665.82	27	826.42	9	2,276.66	24	0.00	9,600.00	7,323.34
TOTAL EXPENDITURES	131,005.87	722,831.68	42	213,177.27	12	918,039.82	50	0.00	1,853,658.00	935,618.18
OTHER FINANCING SOURCES (USES)										
TOTAL OTHER FINANCING SOURCES (USES)	0.00	0.00		0.00		0.00		0.00	0.00	0.00
NET CHANGE IN FUND BALANCE	-131,005.87	-568,997.54		-50,488.84		-580,305.97		0.00	-865,387.00	-285,081.03



FUND DEPT 1080-057 : GENERAL CORPORATE - DEPUTY SHERIFF MERIT COMM

7/10/2023 11:49:07 AM

PERIOD ENDING 6/30/2023

	ACTUAL LAST YEAR			ACTUAL THIS YEAR				ENCUMBRANCE	BUDGET	UNENCUMBERED BALANCE
	CURRENT MONTH	YEAR TO DATE	%	CURRENT MONTH	%	YEAR TO DATE	%			
REVENUES										
TOTAL REVENUES	0.00	0.00	0	0.00	0	0.00	0	0.00	0.00	0.00
EXPENDITURES										
5001 SALARIES AND WAGES	0.00	225.00	24	0.00	0	0.00	0	0.00	950.00	950.00
5010 COMMODITIES	0.00	0.00	0	0.00	0	0.00	0	0.00	300.00	300.00
5020 SERVICES	3,065.07	16,051.92	79	2,344.87	9	18,740.33	72	0.00	25,910.00	7,169.67
TOTAL EXPENDITURES	3,065.07	16,276.92	75	2,344.87	9	18,740.33	69	0.00	27,160.00	8,419.67
NET CHANGE IN FUND BALANCE	-3,065.07	-16,276.92		-2,344.87		-18,740.33		0.00	-27,160.00	-8,419.67



FUND DEPT 1080-059 : GENERAL CORPORATE - FACILITIES PLANNING

7/10/2023 11:49:07 AM

PERIOD ENDING 6/30/2023

	ACTUAL LAST YEAR			ACTUAL THIS YEAR				ENCUMBRANCE	BUDGET	UNENCUMBERED BALANCE
	CURRENT MONTH	YEAR TO DATE	%	CURRENT MONTH	%	YEAR TO DATE	%			
EXPENDITURES										
TOTAL EXPENDITURES	0.00	0.00	0	0.00	0	0.00	0	0.00	0.00	0.00
NET CHANGE IN FUND BALANCE	0.00	0.00		0.00		0.00		0.00	0.00	0.00



FUND DEPT 1080-071 : GENERAL CORPORATE - PUBLIC PROP (PHYS, PLNT, FAC)

7/10/2023 11:49:07 AM

PERIOD ENDING 6/30/2023

	ACTUAL LAST YEAR			ACTUAL THIS YEAR				ENCUMBRANCE	BUDGET	UNENCUMBERED BALANCE
	CURRENT MONTH	YEAR TO DATE	%	CURRENT MONTH	%	YEAR TO DATE	%			
REVENUES										
4007 CHARGES FOR SERVICES	0.00	7,747.43	13	0.00	0	814.07	1	0.00	59,000.00	58,185.93
4009 MISCELLANEOUS REVENUES	595.25	10,803.30	32	0.00	0	2,014.75	0	0.00	0.00	-2,014.75
4010 RENTS AND ROYALTIES	20,517.73	545,736.08	61	9,834.74	1	360,146.10	44	0.00	824,084.00	463,937.90
TOTAL REVENUES	21,112.98	564,286.81	57	9,834.74	1	362,974.92	41	0.00	883,084.00	520,109.08
EXPENDITURES										
5001 SALARIES AND WAGES	76,113.64	444,624.88	44	122,441.69	11	510,821.71	46	0.00	1,114,032.00	603,210.29
5010 COMMODITIES	12,631.48	75,901.93	64	5,701.47	4	67,924.15	53	0.00	128,945.09	61,020.94
5020 SERVICES	95,516.54	385,619.48	22	38,086.59	4	435,847.85	41	0.00	1,063,514.91	627,667.06
5050 INTEREST AND FISCAL CHARGES	4,637.50	4,637.50	3	3,106.25	2	3,106.25	2	0.00	181,263.00	178,156.75
TOTAL EXPENDITURES	188,899.16	910,783.79	30	169,336.00	7	1,017,699.96	41	0.00	2,487,755.00	1,470,055.04
OTHER FINANCING SOURCES (USES)										
7001 OTHER FINANCING USES	0.00	0.00	0	0.00	0	0.00	0	0.00	-2,010,000.00	-2,010,000.00
TOTAL OTHER FINANCING SOURCES (USES)	0.00	0.00		0.00		0.00		0.00	-2,010,000.00	-2,010,000.00
NET CHANGE IN FUND BALANCE	-167,786.18	-346,496.98		-159,501.26		-654,725.04		0.00	-3,614,671.00	-2,959,945.96



FUND DEPT 1080-072 : GENERAL CORPORATE - ADA COMPLIANCE

7/10/2023 11:49:07 AM

PERIOD ENDING 6/30/2023

	ACTUAL LAST YEAR			ACTUAL THIS YEAR				ENCUMBRANCE	BUDGET	UNENCUMBERED BALANCE
	CURRENT MONTH	YEAR TO DATE	%	CURRENT MONTH	%	YEAR TO DATE	%			
EXPENDITURES										
TOTAL EXPENDITURES	0.00	0.00	0	0.00	0	0.00	0	0.00	0.00	0.00
NET CHANGE IN FUND BALANCE	0.00	0.00		0.00		0.00		0.00	0.00	0.00



FUND DEPT 1080-075 : GENERAL CORPORATE - GENERAL COUNTY

7/10/2023 11:49:07 AM

PERIOD ENDING 6/30/2023

	ACTUAL LAST YEAR			ACTUAL THIS YEAR				ENCUMBRANCE	BUDGET	UNENCUMBERED BALANCE
	CURRENT MONTH	YEAR TO DATE	%	CURRENT MONTH	%	YEAR TO DATE	%			
REVENUES										
4001 PROPERTY TAX	3,685,293.35	3,685,293.35	28	3,733,778.09	22	3,733,778.09	22	0.00	16,618,524.00	12,884,745.91
4002 LOCAL SALES TAX	0.00	3,296.72	6	1,844.36	5	6,074.04	18	0.00	34,000.00	27,925.96
4003 OTHER TAXES	7,328.20	11,385.06	114	3,804.64	11	16,033.55	46	0.00	35,000.00	18,966.45
4004 INTERGOVERNMENTAL REVENUE	11,751.68	3,838,000.29	25	2,025,191.41	12	5,662,790.77	33	0.00	17,352,201.00	11,689,410.23
4007 CHARGES FOR SERVICES	1,640.00	1,640.00	5	700.00	2	3,580.00	12	0.00	30,000.00	26,420.00
4008 INVESTMENT EARNINGS	8,911.31	22,479.80	225	52.76	0	19,832.64	50	0.00	40,000.00	20,167.36
4009 MISCELLANEOUS REVENUES	0.00	800.00	0	0.00	0	0.00	0	0.00	0.00	0.00
TOTAL REVENUES	3,714,924.54	7,562,895.22	26	5,765,371.26	17	9,442,089.09	28	0.00	34,109,725.00	24,667,635.91
EXPENDITURES										
5003 FRINGE BENEFITS	2,444.49	1,264,399.94	38	248,349.96	7	1,479,721.46	40	0.00	3,702,654.00	2,222,932.54
5009 GEN GOV - FINANCIAL ADMIN	0.00	0.00	0	0.00	0	0.00	0	0.00	-487,000.00	-487,000.00
5020 SERVICES	25,935.00	183,158.12	29	1,694.00	0	118,878.19	14	0.00	876,431.00	757,552.81
5050 INTEREST AND FISCAL CHARGES	0.00	0.00	0	0.00	0	0.00	0	0.00	2,000.00	2,000.00
TOTAL EXPENDITURES	28,379.49	1,447,558.06	37	250,043.96	6	1,598,599.65	39	0.00	4,094,085.00	2,495,485.35
OTHER FINANCING SOURCES (USES)										
6001 OTHER FINANCING SOURCES	0.00	0.00	0	0.00	0	0.00	0	0.00	109,702.00	109,702.00
7001 OTHER FINANCING USES	0.00	0.00	0	0.00	0	0.00	0	0.00	-2,091,363.00	-2,091,363.00
TOTAL OTHER FINANCING SOURCES (USES)	0.00	0.00		0.00		0.00		0.00	-1,981,661.00	-1,981,661.00
NET CHANGE IN FUND BALANCE	3,686,545.05	6,115,337.16		5,515,327.30		7,843,489.44		0.00	28,033,979.00	20,190,489.56



FUND DEPT 1080-077 : GENERAL CORPORATE - ZONING AND ENFORCE (P&Z)

7/10/2023 11:49:07 AM

PERIOD ENDING 6/30/2023

	ACTUAL LAST YEAR			ACTUAL THIS YEAR				ENCUMBRANCE	BUDGET	UNENCUMBERED BALANCE
	CURRENT MONTH	YEAR TO DATE	%	CURRENT MONTH	%	YEAR TO DATE	%			
REVENUES										
4006 LICENSES AND PERMITS	13,898.00	22,173.00	10	3,327.00	2	27,113.00	12	0.00	217,006.00	189,893.00
4007 CHARGES FOR SERVICES	562.00	3,082.00	24	1,240.00	15	23,725.00	280	0.00	8,461.00	-15,264.00
TOTAL REVENUES	14,460.00	25,255.00	11	4,567.00	2	50,838.00	23	0.00	225,467.00	174,629.00
EXPENDITURES										
5001 SALARIES AND WAGES	31,390.97	185,091.75	36	38,583.14	8	176,129.48	35	0.00	505,745.00	329,615.52
5010 COMMODITIES	340.16	2,817.58	58	220.76	4	2,936.09	57	0.00	5,125.00	2,188.91
5020 SERVICES	934.77	4,115.01	20	1,601.93	8	5,512.58	27	0.00	20,727.00	15,214.42
TOTAL EXPENDITURES	32,665.90	192,024.34	36	40,405.83	8	184,578.15	35	0.00	531,597.00	347,018.85
NET CHANGE IN FUND BALANCE	-18,205.90	-166,769.34		-35,838.83		-133,740.15		0.00	-306,130.00	-172,389.85



FUND DEPT 1080-124 : GENERAL CORPORATE - REGIONAL OFFICE EDUCATION

7/10/2023 11:49:07 AM

PERIOD ENDING 6/30/2023

	ACTUAL LAST YEAR			ACTUAL THIS YEAR				ENCUMBRANCE	BUDGET	UNENCUMBERED BALANCE
	CURRENT MONTH	YEAR TO DATE	%	CURRENT MONTH	%	YEAR TO DATE	%			
EXPENDITURES										
5020 SERVICES	0.00	117,111.02	50	0.00	0	120,410.16	50	0.00	240,821.00	120,410.84
TOTAL EXPENDITURES	0.00	117,111.02	50	0.00	0	120,410.16	50	0.00	240,821.00	120,410.84
NET CHANGE IN FUND BALANCE	0.00	-117,111.02		0.00		-120,410.16		0.00	-240,821.00	-120,410.84



FUND DEPT 1080-127 : GENERAL CORPORATE - VETERANS ASSISTNC COMMSN

7/10/2023 11:49:07 AM

PERIOD ENDING 6/30/2023

	ACTUAL LAST YEAR			ACTUAL THIS YEAR				ENCUMBRANCE	BUDGET	UNENCUMBERED BALANCE
	CURRENT MONTH	YEAR TO DATE	%	CURRENT MONTH	%	YEAR TO DATE	%			
REVENUES										
4009 MISCELLANEOUS REVENUES	0.00	0.00	0	0.00	0	500.00	0	0.00	0.00	-500.00
TOTAL REVENUES	0.00	0.00	0	0.00	0	500.00	0	0.00	0.00	-500.00
EXPENDITURES										
5001 SALARIES AND WAGES	3,680.64	20,933.64	43	15,976.70	42	34,335.26	90	0.00	38,156.00	3,820.74
5020 SERVICES	7,200.00	44,834.00	51	687.55	1	40,955.55	50	0.00	81,699.00	40,743.45
TOTAL EXPENDITURES	10,880.64	65,767.64	48	16,664.25	14	75,290.81	63	0.00	119,855.00	44,564.19
NET CHANGE IN FUND BALANCE	-10,880.64	-65,767.64		-16,664.25		-74,790.81		0.00	-119,855.00	-45,064.19



FUND DEPT 1080-130 : GENERAL CORPORATE - CIRC CLK SUPPORT ENFORCE

7/10/2023 11:49:07 AM

PERIOD ENDING 6/30/2023

	ACTUAL LAST YEAR			ACTUAL THIS YEAR				ENCUMBRANCE	BUDGET	UNENCUMBERED BALANCE
	CURRENT MONTH	YEAR TO DATE	%	CURRENT MONTH	%	YEAR TO DATE	%			
REVENUES										
4004 INTERGOVERNMENTAL REVENUE	0.00	0.00	0	0.00	0	4,767.00	40	0.00	12,000.00	7,233.00
TOTAL REVENUES	0.00	0.00	0	0.00	0	4,767.00	40	0.00	12,000.00	7,233.00
EXPENDITURES										
5001 SALARIES AND WAGES	0.00	0.00	0	0.00	0	0.00	0	0.00	12,000.00	12,000.00
TOTAL EXPENDITURES	0.00	0.00	0	0.00	0	0.00	0	0.00	12,000.00	12,000.00
OTHER FINANCING SOURCES (USES)										
TOTAL OTHER FINANCING SOURCES (USES)	0.00	0.00		0.00		0.00		0.00	0.00	0.00
NET CHANGE IN FUND BALANCE	0.00	0.00		0.00		4,767.00		0.00	0.00	-4,767.00



FUND DEPT 1080-140 : GENERAL CORPORATE - CORRECTIONAL CENTER

7/10/2023 11:49:07 AM

PERIOD ENDING 6/30/2023

	ACTUAL LAST YEAR			ACTUAL THIS YEAR				ENCUMBRANCE	BUDGET	UNENCUMBERED BALANCE
	CURRENT MONTH	YEAR TO DATE	%	CURRENT MONTH	%	YEAR TO DATE	%			
REVENUES										
4004 INTERGOVERNMENTAL REVENUE	834.05	207,783.27	66	1,362.55	1	30,802.60	32	0.00	96,340.00	65,537.40
4007 CHARGES FOR SERVICES	58,508.26	155,091.31	37	35,505.43	10	160,973.08	46	0.00	350,000.00	189,026.92
4009 MISCELLANEOUS REVENUES	17,571.31	29,300.95	130	7,067.26	13	21,042.14	40	0.00	53,000.00	31,957.86
TOTAL REVENUES	76,913.62	392,175.53	52	43,935.24	9	212,817.82	43	0.00	499,340.00	286,522.18
EXPENDITURES										
5001 SALARIES AND WAGES	231,107.83	1,394,665.33	43	522,584.84	14	1,701,147.74	46	0.00	3,679,833.00	1,978,685.26
5002 LAW ENFORCEMENT SALARIES	147,915.08	893,075.84	44	185,445.28	12	665,588.92	41	0.00	1,607,371.00	941,782.08
5003 FRINGE BENEFITS	150.21	538.21	83	0.00	0	0.00	0	0.00	0.00	0.00
5010 COMMODITIES	13,173.39	102,077.97	38	52,405.57	9	339,725.69	58	0.00	582,664.49	242,938.80
5020 SERVICES	460,325.46	1,538,835.48	39	368,653.29	8	2,126,393.20	48	0.00	4,396,904.52	2,270,511.32
8000 CAPITAL OUTLAY	0.00	0.00	0	5,148.99	100	5,148.99	100	0.00	5,148.99	0.00
TOTAL EXPENDITURES	852,671.97	3,929,192.83	41	1,134,237.97	11	4,838,004.54	47	0.00	10,271,922.00	5,433,917.46
OTHER FINANCING SOURCES (USES)										
6001 OTHER FINANCING SOURCES	10.00	10.00	0	0.00	0	0.00	0	0.00	1,419,251.00	1,419,251.00
TOTAL OTHER FINANCING SOURCES (USES)	10.00	10.00		0.00		0.00		0.00	1,419,251.00	1,419,251.00
NET CHANGE IN FUND BALANCE	-775,748.35	-3,537,007.30		-1,090,302.73		-4,625,186.72		0.00	-8,353,331.00	-3,728,144.28




FUND DEPT 1080-141 : GENERAL CORPORATE - STS ATTY SUPPORT ENFORCE

7/10/2023 11:49:07 AM

PERIOD ENDING 6/30/2023

	ACTUAL LAST YEAR			ACTUAL THIS YEAR				ENCUMBRANCE	BUDGET	UNENCUMBERED BALANCE
	CURRENT MONTH	YEAR TO DATE	%	CURRENT MONTH	%	YEAR TO DATE	%			
REVENUES										
4004 INTERGOVERNMENTAL REVENUE	25,889.26	101,375.08	31	80,239.85	24	151,119.42	46	0.00	331,315.00	180,195.58
TOTAL REVENUES	25,889.26	101,375.08	31	80,239.85	24	151,119.42	46	0.00	331,315.00	180,195.58
EXPENDITURES										
5001 SALARIES AND WAGES	18,888.01	103,067.14	45	29,230.67	11	109,607.44	41	0.00	265,812.00	156,204.56
5003 FRINGE BENEFITS	2,330.24	35,186.62	40	5,183.59	6	34,027.95	38	0.00	90,244.00	56,216.05
5010 COMMODITIES	36.77	1,171.91	13	171.88	2	627.22	6	0.00	10,500.00	9,872.78
5020 SERVICES	41.54	1,226.63	4	41.48	0	870.58	3	0.00	27,900.00	27,029.42
TOTAL EXPENDITURES	21,296.56	140,652.30	40	34,627.62	9	145,133.19	37	0.00	394,456.00	249,322.81
NET CHANGE IN FUND BALANCE	4,592.70	-39,277.22		45,612.23		5,986.23		0.00	-63,141.00	-69,127.23




FUND DEPT 2060-100 : RPC - POLICE TRAINING - REGIONAL PLANNING COMMISSION

7/10/2023 11:49:07 AM

PERIOD ENDING 6/30/2023

	ACTUAL LAST YEAR			ACTUAL THIS YEAR				ENCUMBRANCE	BUDGET	UNENCUMBERED BALANCE
	CURRENT MONTH	YEAR TO DATE	%	CURRENT MONTH	%	YEAR TO DATE	%			
REVENUES										
4004 INTERGOVERNMENTAL REVENUE	0.00	0.00	0	0.00	0	0.00	0	0.00	213,666.00	213,666.00
4007 CHARGES FOR SERVICES	0.00	0.00	0	0.00	0	0.00	0	0.00	5,000.00	5,000.00
TOTAL REVENUES	0.00	0.00	0	0.00	0	0.00	0	0.00	218,666.00	218,666.00
EXPENDITURES										
5001 SALARIES AND WAGES	0.00	0.00	0	0.00	0	0.00	0	0.00	39,718.00	39,718.00
5010 COMMODITIES	0.00	0.00	0	0.00	0	0.00	0	0.00	10,800.00	10,800.00
5020 SERVICES	0.00	0.00	0	0.00	0	0.00	0	0.00	170,325.00	170,325.00
TOTAL EXPENDITURES	0.00	0.00	0	0.00	0	0.00	0	0.00	220,843.00	220,843.00
OTHER FINANCING SOURCES (USES)										
6001 OTHER FINANCING SOURCES	0.00	0.00	0	0.00	0	0.00	0	0.00	35,000.00	35,000.00
7001 OTHER FINANCING USES	0.00	0.00	0	0.00	0	0.00	0	0.00	-32,823.00	-32,823.00
TOTAL OTHER FINANCING SOURCES (USES)	0.00	0.00		0.00		0.00		0.00	2,177.00	2,177.00
NET CHANGE IN FUND BALANCE	0.00	0.00		0.00		0.00		0.00	0.00	0.00



PERIOD ENDING 6/30/2023

	ACTUAL LAST YEAR			ACTUAL THIS YEAR				ENCUMBRANCE	BUDGET	UNENCUMBERED BALANCE
	CURRENT MONTH	YEAR TO DATE	%	CURRENT MONTH	%	YEAR TO DATE	%			
REVENUES										
4004 INTERGOVERNMENTAL REVENUE	3,312,658.14	10,796,569.84	38	1,578,746.52	5	10,531,350.96	35	0.00	30,484,354.00	19,953,003.04
4007 CHARGES FOR SERVICES	86,459.39	581,277.37	34	51,272.88	3	423,319.99	22	0.00	1,921,700.00	1,498,380.01
4008 INVESTMENT EARNINGS	1,945.29	5,150.54	0	22.14	0	19,484.44	382	0.00	5,100.00	-14,384.44
4009 MISCELLANEOUS REVENUES	0.00	0.00	0	863.47	1	20,235.26	23	0.00	86,500.00	66,264.74
TOTAL REVENUES	3,401,062.82	11,382,997.75	37	1,630,905.01	5	10,994,390.65	34	0.00	32,497,654.00	21,503,263.35
EXPENDITURES										
5001 SALARIES AND WAGES	491,864.18	2,613,743.44	34	676,723.25	8	2,914,443.93	36	0.00	7,998,756.00	5,084,312.07
5003 FRINGE BENEFITS	63,787.32	691,769.26	41	111,810.46	6	731,871.65	41	0.00	1,791,445.00	1,059,573.35
5010 COMMODITIES	44,547.75	122,988.24	32	9,613.35	2	105,723.68	21	0.00	506,847.00	401,123.32
5020 SERVICES	1,879,824.47	8,900,644.15	44	534,624.67	2	8,828,956.14	41	11,585.22	21,754,556.59	12,914,015.23
8000 CAPITAL OUTLAY	73,164.44	73,164.44	22	26,718.26	12	27,218.26	12	0.00	220,000.00	192,781.74
TOTAL EXPENDITURES	2,553,188.16	12,402,309.53	41	1,359,489.99	4	12,608,213.66	39	11,585.22	32,271,604.59	19,651,805.71
OTHER FINANCING SOURCES (USES)										
6001 OTHER FINANCING SOURCES	11,393.45	81,543.43	21	161,608.72	40	258,801.87	63	0.00	408,693.00	149,891.13
7001 OTHER FINANCING USES	-11,393.45	-80,361.57	25	-158,893.88	37	-240,703.56	56	0.00	-430,086.41	-189,382.85
TOTAL OTHER FINANCING SOURCES (USES)	0.00	1,181.86		2,714.84		18,098.31		0.00	-21,393.41	-39,491.72
NET CHANGE IN FUND BALANCE	847,874.66	-1,018,129.92		274,129.86		-1,595,724.70		-11,585.22	204,656.00	1,811,965.92



FUND DEPT 2076-010 : TORT IMMUNITY TAX FUND - COUNTY BOARD

7/10/2023 11:49:07 AM

PERIOD ENDING 6/30/2023

	ACTUAL LAST YEAR			ACTUAL THIS YEAR				ENCUMBRANCE	BUDGET	UNENCUMBERED BALANCE
	CURRENT MONTH	YEAR TO DATE	%	CURRENT MONTH	%	YEAR TO DATE	%			
EXPENDITURES										
TOTAL EXPENDITURES	0.00	0.00	0	0.00	0	0.00	0	0.00	0.00	0.00
NET CHANGE IN FUND BALANCE	0.00	0.00		0.00		0.00		0.00	0.00	0.00




FUND DEPT 2076-011 : TORT IMMUNITY TAX FUND - SOLID WASTE MGMT

7/10/2023 11:49:07 AM

PERIOD ENDING 6/30/2023

	ACTUAL LAST YEAR			ACTUAL THIS YEAR				ENCUMBRANCE	BUDGET	UNENCUMBERED BALANCE
	CURRENT MONTH	YEAR TO DATE	%	CURRENT MONTH	%	YEAR TO DATE	%			
EXPENDITURES										
TOTAL EXPENDITURES	0.00	0.00	0	0.00	0	0.00	0	0.00	0.00	0.00
NET CHANGE IN FUND BALANCE	0.00	0.00		0.00		0.00		0.00	0.00	0.00



PERIOD ENDING 6/30/2023

	ACTUAL LAST YEAR			ACTUAL THIS YEAR				ENCUMBRANCE	BUDGET	UNENCUMBERED BALANCE
	CURRENT MONTH	YEAR TO DATE	%	CURRENT MONTH	%	YEAR TO DATE	%			
EXPENDITURES										
TOTAL EXPENDITURES	0.00	0.00	0	0.00	0	0.00	0	0.00	0.00	0.00
NET CHANGE IN FUND BALANCE	0.00	0.00		0.00		0.00		0.00	0.00	0.00



FUND DEPT 2076-020 : TORT IMMUNITY TAX FUND - AUDITOR

7/10/2023 11:49:07 AM

PERIOD ENDING 6/30/2023

	ACTUAL LAST YEAR			ACTUAL THIS YEAR				ENCUMBRANCE	BUDGET	UNENCUMBERED BALANCE
	CURRENT MONTH	YEAR TO DATE	%	CURRENT MONTH	%	YEAR TO DATE	%			
EXPENDITURES										
TOTAL EXPENDITURES	0.00	0.00	0	0.00	0	0.00	0	0.00	0.00	0.00
NET CHANGE IN FUND BALANCE	0.00	0.00		0.00		0.00		0.00	0.00	0.00



FUND DEPT 2076-021 : TORT IMMUNITY TAX FUND - BOARD OF REVIEW

7/10/2023 11:49:07 AM

PERIOD ENDING 6/30/2023

	ACTUAL LAST YEAR			ACTUAL THIS YEAR				ENCUMBRANCE	BUDGET	UNENCUMBERED BALANCE
	CURRENT MONTH	YEAR TO DATE	%	CURRENT MONTH	%	YEAR TO DATE	%			
EXPENDITURES										
TOTAL EXPENDITURES	0.00	0.00	0	0.00	0	0.00	0	0.00	0.00	0.00
NET CHANGE IN FUND BALANCE	0.00	0.00		0.00		0.00		0.00	0.00	0.00



FUND DEPT 2076-022 : TORT IMMUNITY TAX FUND - COUNTY CLERK

7/10/2023 11:49:07 AM

PERIOD ENDING 6/30/2023

	ACTUAL LAST YEAR			ACTUAL THIS YEAR				ENCUMBRANCE	BUDGET	UNENCUMBERED BALANCE
	CURRENT MONTH	YEAR TO DATE	%	CURRENT MONTH	%	YEAR TO DATE	%			
EXPENDITURES										
TOTAL EXPENDITURES	0.00	0.00	0	0.00	0	0.00	0	0.00	0.00	0.00
NET CHANGE IN FUND BALANCE	0.00	0.00		0.00		0.00		0.00	0.00	0.00




FUND DEPT 2076-023 : TORT IMMUNITY TAX FUND - RECORDER

7/10/2023 11:49:07 AM

PERIOD ENDING 6/30/2023

	ACTUAL LAST YEAR			ACTUAL THIS YEAR				ENCUMBRANCE	BUDGET	UNENCUMBERED BALANCE
	CURRENT MONTH	YEAR TO DATE	%	CURRENT MONTH	%	YEAR TO DATE	%			
EXPENDITURES										
TOTAL EXPENDITURES	0.00	0.00	0	0.00	0	0.00	0	0.00	0.00	0.00
NET CHANGE IN FUND BALANCE	0.00	0.00		0.00		0.00		0.00	0.00	0.00



FUND DEPT 2076-025 : TORT IMMUNITY TAX FUND - SUPERVISOR OF ASSESSMENT

7/10/2023 11:49:07 AM

PERIOD ENDING 6/30/2023

	ACTUAL LAST YEAR			ACTUAL THIS YEAR				ENCUMBRANCE	BUDGET	UNENCUMBERED BALANCE
	CURRENT MONTH	YEAR TO DATE	%	CURRENT MONTH	%	YEAR TO DATE	%			
EXPENDITURES										
TOTAL EXPENDITURES	0.00	0.00	0	0.00	0	0.00	0	0.00	0.00	0.00
NET CHANGE IN FUND BALANCE	0.00	0.00		0.00		0.00		0.00	0.00	0.00



FUND DEPT 2076-026 : TORT IMMUNITY TAX FUND - COUNTY TREASURER

7/10/2023 11:49:07 AM

PERIOD ENDING 6/30/2023

	ACTUAL LAST YEAR			ACTUAL THIS YEAR				ENCUMBRANCE	BUDGET	UNENCUMBERED BALANCE
	CURRENT MONTH	YEAR TO DATE	%	CURRENT MONTH	%	YEAR TO DATE	%			
EXPENDITURES										
TOTAL EXPENDITURES	0.00	0.00	0	0.00	0	0.00	0	0.00	0.00	0.00
NET CHANGE IN FUND BALANCE	0.00	0.00		0.00		0.00		0.00	0.00	0.00



FUND DEPT 2076-028 : TORT IMMUNITY TAX FUND - INFORMATION TECHNOLOGY (IT)

7/10/2023 11:49:07 AM

PERIOD ENDING 6/30/2023

	ACTUAL LAST YEAR			ACTUAL THIS YEAR				ENCUMBRANCE	BUDGET	UNENCUMBERED BALANCE
	CURRENT MONTH	YEAR TO DATE	%	CURRENT MONTH	%	YEAR TO DATE	%			
EXPENDITURES										
TOTAL EXPENDITURES	0.00	0.00	0	0.00	0	0.00	0	0.00	0.00	0.00
NET CHANGE IN FUND BALANCE	0.00	0.00		0.00		0.00		0.00	0.00	0.00



FUND DEPT 2076-030 : TORT IMMUNITY TAX FUND - CIRCUIT CLERK

7/10/2023 11:49:07 AM

PERIOD ENDING 6/30/2023

	ACTUAL LAST YEAR			ACTUAL THIS YEAR				ENCUMBRANCE	BUDGET	UNENCUMBERED BALANCE
	CURRENT MONTH	YEAR TO DATE	%	CURRENT MONTH	%	YEAR TO DATE	%			
EXPENDITURES										
TOTAL EXPENDITURES	0.00	0.00	0	0.00	0	0.00	0	0.00	0.00	0.00
NET CHANGE IN FUND BALANCE	0.00	0.00		0.00		0.00		0.00	0.00	0.00



FUND DEPT 2076-031 : TORT IMMUNITY TAX FUND - CIRCUIT COURT

7/10/2023 11:49:07 AM

PERIOD ENDING 6/30/2023

	ACTUAL LAST YEAR			ACTUAL THIS YEAR				ENCUMBRANCE	BUDGET	UNENCUMBERED BALANCE
	CURRENT MONTH	YEAR TO DATE	%	CURRENT MONTH	%	YEAR TO DATE	%			
EXPENDITURES										
TOTAL EXPENDITURES	0.00	0.00	0	0.00	0	0.00	0	0.00	0.00	0.00
NET CHANGE IN FUND BALANCE	0.00	0.00		0.00		0.00		0.00	0.00	0.00



FUND DEPT 2076-032 : TORT IMMUNITY TAX FUND - JURY COMMISSION

7/10/2023 11:49:07 AM

PERIOD ENDING 6/30/2023

	ACTUAL LAST YEAR			ACTUAL THIS YEAR				ENCUMBRANCE	BUDGET	UNENCUMBERED BALANCE
	CURRENT MONTH	YEAR TO DATE	%	CURRENT MONTH	%	YEAR TO DATE	%			
EXPENDITURES										
TOTAL EXPENDITURES	0.00	0.00	0	0.00	0	0.00	0	0.00	0.00	0.00
NET CHANGE IN FUND BALANCE	0.00	0.00		0.00		0.00		0.00	0.00	0.00



FUND DEPT 2076-036 : TORT IMMUNITY TAX FUND - PUBLIC DEFENDER

7/10/2023 11:49:07 AM

PERIOD ENDING 6/30/2023

	ACTUAL LAST YEAR			ACTUAL THIS YEAR				ENCUMBRANCE	BUDGET	UNENCUMBERED BALANCE
	CURRENT MONTH	YEAR TO DATE	%	CURRENT MONTH	%	YEAR TO DATE	%			
EXPENDITURES										
TOTAL EXPENDITURES	0.00	0.00	0	0.00	0	0.00	0	0.00	0.00	0.00
NET CHANGE IN FUND BALANCE	0.00	0.00		0.00		0.00		0.00	0.00	0.00



FUND DEPT 2076-040 : TORT IMMUNITY TAX FUND - SHERIFF

7/10/2023 11:49:07 AM

PERIOD ENDING 6/30/2023

	ACTUAL LAST YEAR			ACTUAL THIS YEAR				ENCUMBRANCE	BUDGET	UNENCUMBERED BALANCE
	CURRENT MONTH	YEAR TO DATE	%	CURRENT MONTH	%	YEAR TO DATE	%			
EXPENDITURES										
TOTAL EXPENDITURES	0.00	0.00	0	0.00	0	0.00	0	0.00	0.00	0.00
NET CHANGE IN FUND BALANCE	0.00	0.00		0.00		0.00		0.00	0.00	0.00



FUND DEPT 2076-041 : TORT IMMUNITY TAX FUND - STATES ATTORNEY

7/10/2023 11:49:07 AM

PERIOD ENDING 6/30/2023

	ACTUAL LAST YEAR			ACTUAL THIS YEAR				ENCUMBRANCE	BUDGET	UNENCUMBERED BALANCE
	CURRENT MONTH	YEAR TO DATE	%	CURRENT MONTH	%	YEAR TO DATE	%			
EXPENDITURES										
TOTAL EXPENDITURES	0.00	0.00	0	0.00	0	0.00	0	0.00	0.00	0.00
NET CHANGE IN FUND BALANCE	0.00	0.00		0.00		0.00		0.00	0.00	0.00




FUND DEPT 2076-042 : TORT IMMUNITY TAX FUND - CORONER

7/10/2023 11:49:07 AM

PERIOD ENDING 6/30/2023

	ACTUAL LAST YEAR			ACTUAL THIS YEAR				ENCUMBRANCE	BUDGET	UNENCUMBERED BALANCE
	CURRENT MONTH	YEAR TO DATE	%	CURRENT MONTH	%	YEAR TO DATE	%			
EXPENDITURES										
TOTAL EXPENDITURES	0.00	0.00	0	0.00	0	0.00	0	0.00	0.00	0.00
NET CHANGE IN FUND BALANCE	0.00	0.00		0.00		0.00		0.00	0.00	0.00



FUND DEPT 2076-043 : TORT IMMUNITY TAX FUND - EMERGENCY MGMT AGCY (EMA)

7/10/2023 11:49:07 AM

PERIOD ENDING 6/30/2023

	ACTUAL LAST YEAR			ACTUAL THIS YEAR				ENCUMBRANCE	BUDGET	UNENCUMBERED BALANCE
	CURRENT MONTH	YEAR TO DATE	%	CURRENT MONTH	%	YEAR TO DATE	%			
EXPENDITURES										
TOTAL EXPENDITURES	0.00	0.00	0	0.00	0	0.00	0	0.00	0.00	0.00
NET CHANGE IN FUND BALANCE	0.00	0.00		0.00		0.00		0.00	0.00	0.00




FUND DEPT 2076-051 : TORT IMMUNITY TAX FUND - JUVENILE DETENTION CENTER

7/10/2023 11:49:07 AM

PERIOD ENDING 6/30/2023

	ACTUAL LAST YEAR			ACTUAL THIS YEAR				ENCUMBRANCE	BUDGET	UNENCUMBERED BALANCE
	CURRENT MONTH	YEAR TO DATE	%	CURRENT MONTH	%	YEAR TO DATE	%			
EXPENDITURES										
TOTAL EXPENDITURES	0.00	0.00	0	0.00	0	0.00	0	0.00	0.00	0.00
NET CHANGE IN FUND BALANCE	0.00	0.00		0.00		0.00		0.00	0.00	0.00




FUND DEPT 2076-052 : TORT IMMUNITY TAX FUND - COURT SERVICES -PROBATION

7/10/2023 11:49:07 AM

PERIOD ENDING 6/30/2023

	ACTUAL LAST YEAR			ACTUAL THIS YEAR				ENCUMBRANCE	BUDGET	UNENCUMBERED BALANCE
	CURRENT MONTH	YEAR TO DATE	%	CURRENT MONTH	%	YEAR TO DATE	%			
EXPENDITURES										
TOTAL EXPENDITURES	0.00	0.00	0	0.00	0	0.00	0	0.00	0.00	0.00
NET CHANGE IN FUND BALANCE	0.00	0.00		0.00		0.00		0.00	0.00	0.00



FUND DEPT 2076-057 : TORT IMMUNITY TAX FUND - DEPUTY SHERIFF MERIT COMM

7/10/2023 11:49:07 AM

PERIOD ENDING 6/30/2023

	ACTUAL LAST YEAR			ACTUAL THIS YEAR				ENCUMBRANCE	BUDGET	UNENCUMBERED BALANCE
	CURRENT MONTH	YEAR TO DATE	%	CURRENT MONTH	%	YEAR TO DATE	%			
EXPENDITURES										
TOTAL EXPENDITURES	0.00	0.00	0	0.00	0	0.00	0	0.00	0.00	0.00
NET CHANGE IN FUND BALANCE	0.00	0.00		0.00		0.00		0.00	0.00	0.00



FUND DEPT 2076-071 : TORT IMMUNITY TAX FUND - PUBLIC PROP (PHYS, PLNT, FAC)

7/10/2023 11:49:07 AM

PERIOD ENDING 6/30/2023

	ACTUAL LAST YEAR			ACTUAL THIS YEAR				ENCUMBRANCE	BUDGET	UNENCUMBERED BALANCE
	CURRENT MONTH	YEAR TO DATE	%	CURRENT MONTH	%	YEAR TO DATE	%			
EXPENDITURES										
TOTAL EXPENDITURES	0.00	0.00	0	0.00	0	0.00	0	0.00	0.00	0.00
NET CHANGE IN FUND BALANCE	0.00	0.00		0.00		0.00		0.00	0.00	0.00



FUND DEPT 2076-075 : TORT IMMUNITY TAX FUND - GENERAL COUNTY

7/10/2023 11:49:07 AM

PERIOD ENDING 6/30/2023

	ACTUAL LAST YEAR			ACTUAL THIS YEAR				ENCUMBRANCE	BUDGET	UNENCUMBERED BALANCE
	CURRENT MONTH	YEAR TO DATE	%	CURRENT MONTH	%	YEAR TO DATE	%			
REVENUES										
4001 PROPERTY TAX	1,006,415.55	1,006,415.55	28	609,217.32	22	609,217.32	22	0.00	2,720,758.00	2,111,540.68
4008 INVESTMENT EARNINGS	0.00	0.00	0	16.92	0	9,636.04	0	0.00	0.00	-9,636.04
TOTAL REVENUES	1,006,415.55	1,006,415.55	28	609,234.24	22	618,853.36	23	0.00	2,720,758.00	2,101,904.64
EXPENDITURES										
5003 FRINGE BENEFITS	76,366.11	463,539.95	42	79,880.43	7	468,523.40	40	0.00	1,165,000.00	696,476.60
5020 SERVICES	0.00	0.00	0	0.00	0	0.00	0	0.00	1,433,376.00	1,433,376.00
TOTAL EXPENDITURES	76,366.11	463,539.95	20	79,880.43	3	468,523.40	18	0.00	2,598,376.00	2,129,852.60
OTHER FINANCING SOURCES (USES)										
6001 OTHER FINANCING SOURCES	0.00	0.00	0	0.00	0	1,212.99	0	0.00	0.00	-1,212.99
TOTAL OTHER FINANCING SOURCES (USES)	0.00	0.00		0.00		1,212.99		0.00	0.00	-1,212.99
NET CHANGE IN FUND BALANCE	930,049.44	542,875.60		529,353.81		151,542.95		0.00	122,382.00	-29,160.95



FUND DEPT 2076-077 : TORT IMMUNITY TAX FUND - ZONING AND ENFORCE (P&Z)

7/10/2023 11:49:07 AM

PERIOD ENDING 6/30/2023

	ACTUAL LAST YEAR			ACTUAL THIS YEAR				ENCUMBRANCE	BUDGET	UNENCUMBERED BALANCE
	CURRENT MONTH	YEAR TO DATE	%	CURRENT MONTH	%	YEAR TO DATE	%			
EXPENDITURES										
TOTAL EXPENDITURES	0.00	0.00	0	0.00	0	0.00	0	0.00	0.00	0.00
NET CHANGE IN FUND BALANCE	0.00	0.00		0.00		0.00		0.00	0.00	0.00



FUND DEPT 2076-127 : TORT IMMUNITY TAX FUND - VETERANS ASSISTNC COMSSN

7/10/2023 11:49:07 AM

PERIOD ENDING 6/30/2023

	ACTUAL LAST YEAR			ACTUAL THIS YEAR				ENCUMBRANCE	BUDGET	UNENCUMBERED BALANCE
	CURRENT MONTH	YEAR TO DATE	%	CURRENT MONTH	%	YEAR TO DATE	%			
EXPENDITURES										
TOTAL EXPENDITURES	0.00	0.00	0	0.00	0	0.00	0	0.00	0.00	0.00
NET CHANGE IN FUND BALANCE	0.00	0.00		0.00		0.00		0.00	0.00	0.00



FUND DEPT 2076-130 : TORT IMMUNITY TAX FUND - CIRC CLK SUPPORT ENFORCE

7/10/2023 11:49:07 AM

PERIOD ENDING 6/30/2023

	ACTUAL LAST YEAR			ACTUAL THIS YEAR				ENCUMBRANCE	BUDGET	UNENCUMBERED BALANCE
	CURRENT MONTH	YEAR TO DATE	%	CURRENT MONTH	%	YEAR TO DATE	%			
EXPENDITURES										
TOTAL EXPENDITURES	0.00	0.00	0	0.00	0	0.00	0	0.00	0.00	0.00
NET CHANGE IN FUND BALANCE	0.00	0.00		0.00		0.00		0.00	0.00	0.00



FUND DEPT 2076-140 : TORT IMMUNITY TAX FUND - CORRECTIONAL CENTER

7/10/2023 11:49:07 AM

PERIOD ENDING 6/30/2023

	ACTUAL LAST YEAR			ACTUAL THIS YEAR				ENCUMBRANCE	BUDGET	UNENCUMBERED BALANCE
	CURRENT MONTH	YEAR TO DATE	%	CURRENT MONTH	%	YEAR TO DATE	%			
EXPENDITURES										
TOTAL EXPENDITURES	0.00	0.00	0	0.00	0	0.00	0	0.00	0.00	0.00
NET CHANGE IN FUND BALANCE	0.00	0.00		0.00		0.00		0.00	0.00	0.00



FUND DEPT 2083-060 : COUNTY HIGHWAY - HIGHWAY

7/10/2023 11:49:07 AM

PERIOD ENDING 6/30/2023

	ACTUAL LAST YEAR			ACTUAL THIS YEAR				ENCUMBRANCE	BUDGET	UNENCUMBERED BALANCE
	CURRENT MONTH	YEAR TO DATE	%	CURRENT MONTH	%	YEAR TO DATE	%			
REVENUES										
4001 PROPERTY TAX	815,202.13	815,202.13	28	712,042.16	22	712,042.16	22	0.00	3,169,214.00	2,457,171.84
4004 INTERGOVERNMENTAL REVENUE	0.00	-5,412.19	-2	162,868.45	65	162,868.45	65	0.00	250,000.00	87,131.55
4007 CHARGES FOR SERVICES	3,234.97	147,963.16	27	115,694.29	21	139,471.54	25	0.00	555,000.00	415,528.46
4008 INVESTMENT EARNINGS	1,146.87	3,442.03	115	0.00	0	36,332.67	908	0.00	4,000.00	-32,332.67
4009 MISCELLANEOUS REVENUES	203.71	1,004.11	0	188.05	0	1,598.21	0	0.00	0.00	-1,598.21
TOTAL REVENUES	819,787.68	962,199.24	26	990,792.95	25	1,052,313.03	26	0.00	3,978,214.00	2,925,900.97
EXPENDITURES										
5001 SALARIES AND WAGES	114,258.61	652,235.58	42	179,502.37	11	750,512.73	45	0.00	1,660,925.00	910,412.27
5003 FRINGE BENEFITS	20,146.15	200,641.17	36	35,529.87	7	218,015.50	40	0.00	546,447.00	328,431.50
5010 COMMODITIES	19,156.92	107,551.61	46	18,372.40	6	99,371.43	32	0.00	307,300.00	207,928.57
5020 SERVICES	50,544.54	289,099.87	46	33,529.75	5	248,215.44	36	0.00	682,072.00	433,856.56
8000 CAPITAL OUTLAY	0.00	15,888.43	2	0.00	0	572,336.50	59	31,526.48	976,941.00	373,078.02
TOTAL EXPENDITURES	204,106.22	1,265,416.66	34	266,934.39	6	1,888,451.60	45	31,526.48	4,173,685.00	2,253,706.92
OTHER FINANCING SOURCES (USES)										
6001 OTHER FINANCING SOURCES	0.00	0.00	0	0.00	0	0.00	0	0.00	48,000.00	48,000.00
7001 OTHER FINANCING USES	0.00	0.00	0	0.00	0	-120,000.00	100	0.00	-120,000.00	0.00
TOTAL OTHER FINANCING SOURCES (USES)	0.00	0.00		0.00		-120,000.00		0.00	-72,000.00	48,000.00
NET CHANGE IN FUND BALANCE	615,681.46	-303,217.42		723,858.56		-956,138.57		-31,526.48	-267,471.00	720,194.05



FUND DEPT 2083-062 : COUNTY HIGHWAY - HIGHWAY BUILDING CAPITAL

7/10/2023 11:49:07 AM

PERIOD ENDING 6/30/2023

	ACTUAL LAST YEAR			ACTUAL THIS YEAR				ENCUMBRANCE	BUDGET	UNENCUMBERED BALANCE
	CURRENT MONTH	YEAR TO DATE	%	CURRENT MONTH	%	YEAR TO DATE	%			
REVENUES										
TOTAL REVENUES	0.00	0.00	0	0.00	0	0.00	0	0.00	0.00	0.00
EXPENDITURES										
5020 SERVICES	0.00	0.00	0	0.00	0	0.00	0	0.00	100,000.00	100,000.00
8000 CAPITAL OUTLAY	145,120.50	208,120.50	76	0.00	0	0.00	0	0.00	0.00	0.00
TOTAL EXPENDITURES	145,120.50	208,120.50	56	0.00	0	0.00	0	0.00	100,000.00	100,000.00
OTHER FINANCING SOURCES (USES)										
6001 OTHER FINANCING SOURCES	0.00	0.00	0	0.00	0	120,000.00	100	0.00	120,000.00	0.00
TOTAL OTHER FINANCING SOURCES (USES)	0.00	0.00		0.00		120,000.00		0.00	120,000.00	0.00
NET CHANGE IN FUND BALANCE	-145,120.50	-208,120.50		0.00		120,000.00		0.00	20,000.00	-100,000.00



FUND DEPT 2084-060 : COUNTY BRIDGE - HIGHWAY

7/10/2023 11:49:07 AM

PERIOD ENDING 6/30/2023

	ACTUAL LAST YEAR			ACTUAL THIS YEAR				ENCUMBRANCE	BUDGET	UNENCUMBERED BALANCE
	CURRENT MONTH	YEAR TO DATE	%	CURRENT MONTH	%	YEAR TO DATE	%			
REVENUES										
4001 PROPERTY TAX	408,875.24	408,875.24	28	357,120.38	22	357,120.38	22	0.00	1,589,543.00	1,232,422.62
4004 INTERGOVERNMENTAL REVENUE	-90,367.43	750.00	2	0.00	0	0.00	0	0.00	5,000.00	5,000.00
4008 INVESTMENT EARNINGS	897.93	2,574.65	129	0.00	0	23,841.04	238 4	0.00	1,000.00	-22,841.04
4009 MISCELLANEOUS REVENUES	0.00	0.00	0	4,490.00	0	4,490.00	0	0.00	0.00	-4,490.00
TOTAL REVENUES	319,405.74	412,199.89	27	361,610.38	23	385,451.42	24	0.00	1,595,543.00	1,210,091.58
EXPENDITURES										
5020 SERVICES	29,405.57	93,601.83	35	44,272.46	22	139,918.55	70	0.00	200,000.00	60,081.45
8000 CAPITAL OUTLAY	424,522.55	696,226.75	55	307,980.74	22	854,292.41	61	0.00	1,395,543.00	541,250.59
TOTAL EXPENDITURES	453,928.12	789,828.58	52	352,253.20	22	994,210.96	62	0.00	1,595,543.00	601,332.04
OTHER FINANCING SOURCES (USES)										
TOTAL OTHER FINANCING SOURCES (USES)	0.00	0.00		0.00		0.00		0.00	0.00	0.00
NET CHANGE IN FUND BALANCE	-134,522.38	-377,628.69		9,357.18		-608,759.54		0.00	0.00	608,759.54



FUND DEPT 2085-060 : COUNTY MOTOR FUEL TAX - HIGHWAY

7/10/2023 11:49:07 AM

PERIOD ENDING 6/30/2023

	ACTUAL LAST YEAR			ACTUAL THIS YEAR				ENCUMBRANCE	BUDGET	UNENCUMBERED BALANCE
	CURRENT MONTH	YEAR TO DATE	%	CURRENT MONTH	%	YEAR TO DATE	%			
REVENUES										
4004 INTERGOVERNMENTAL REVENUE	306,526.62	2,373,813.01	62	331,686.05	9	1,514,604.19	42	0.00	3,630,000.00	2,115,395.81
4007 CHARGES FOR SERVICES	-740.00	353.21	0	0.00	0	0.00	0	0.00	2,000.00	2,000.00
4008 INVESTMENT EARNINGS	4,335.94	11,774.55	235	0.00	0	164,894.04	1649	0.00	10,000.00	-154,894.04
4009 MISCELLANEOUS REVENUES	0.00	0.00	0	145.45	0	145.45	0	0.00	0.00	-145.45
TOTAL REVENUES	310,122.56	2,385,940.77	62	331,831.50	9	1,679,643.68	46	0.00	3,642,000.00	1,962,356.32
EXPENDITURES										
5001 SALARIES AND WAGES	13,549.08	81,294.58	46	20,435.78	11	90,076.18	50	0.00	180,154.00	90,077.82
5020 SERVICES	94,559.70	513,556.38	33	215,026.83	14	411,093.44	27	0.00	1,529,000.00	1,117,906.56
8000 CAPITAL OUTLAY	250,580.39	250,580.39	72	45,250.00	1	45,250.00	1	0.00	6,100,000.00	6,054,750.00
TOTAL EXPENDITURES	358,689.17	845,431.35	40	280,712.61	4	546,419.62	7	0.00	7,809,154.00	7,262,734.38
NET CHANGE IN FUND BALANCE	-48,566.61	1,540,509.42		51,118.89		1,133,224.06		0.00	-4,167,154.00	-5,300,378.06



FUND DEPT 2088-044 : ILL.MUNICIPAL RETIREMENT - NURSING HOME

7/10/2023 11:49:07 AM

PERIOD ENDING 6/30/2023

	ACTUAL LAST YEAR			ACTUAL THIS YEAR				ENCUMBRANCE	BUDGET	UNENCUMBERED BALANCE
	CURRENT MONTH	YEAR TO DATE	%	CURRENT MONTH	%	YEAR TO DATE	%			
EXPENDITURES										
TOTAL EXPENDITURES	0.00	0.00	0	0.00	0	0.00	0	0.00	0.00	0.00
OTHER FINANCING SOURCES (USES)										
TOTAL OTHER FINANCING SOURCES (USES)	0.00	0.00		0.00		0.00		0.00	0.00	0.00
NET CHANGE IN FUND BALANCE	0.00	0.00		0.00		0.00		0.00	0.00	0.00



FUND DEPT 2088-073 : ILL.MUNICIPAL RETIREMENT - ILL.MUNICIPAL RETIREMENT

7/10/2023 11:49:07 AM

PERIOD ENDING 6/30/2023

	ACTUAL LAST YEAR			ACTUAL THIS YEAR				ENCUMBRANCE	BUDGET	UNENCUMBERED BALANCE
	CURRENT MONTH	YEAR TO DATE	%	CURRENT MONTH	%	YEAR TO DATE	%			
REVENUES										
4001 PROPERTY TAX	796,324.85	796,324.85	28	456,628.92	22	456,628.92	22	0.00	2,039,845.00	1,583,216.08
4004 INTERGOVERNMENTAL REVENUE	0.00	0.00	0	0.00	0	124,000.00	100	0.00	124,000.00	0.00
4008 INVESTMENT EARNINGS	0.00	203.01	24	41.53	8	16,910.54	338 2	0.00	500.00	-16,410.54
TOTAL REVENUES	796,324.85	796,527.86	27	456,670.45	21	597,539.46	28	0.00	2,164,345.00	1,566,805.54
EXPENDITURES										
5003 FRINGE BENEFITS	186,821.33	1,094,911.80	27	0.00	0	583,163.88	27	0.00	2,163,845.00	1,580,681.12
TOTAL EXPENDITURES	186,821.33	1,094,911.80	27	0.00	0	583,163.88	27	0.00	2,163,845.00	1,580,681.12
OTHER FINANCING SOURCES (USES)										
6001 OTHER FINANCING SOURCES	0.00	6,302.44	1	0.00	0	6,556.20	0	0.00	0.00	-6,556.20
TOTAL OTHER FINANCING SOURCES (USES)	0.00	6,302.44		0.00		6,556.20		0.00	0.00	-6,556.20
NET CHANGE IN FUND BALANCE	609,503.52	-292,081.50		456,670.45		20,931.78		0.00	500.00	-20,431.78



FUND DEPT 2089-018 : COUNTY PUBLIC HEALTH FUND - C-U PUBLIC HEALTH DISTRICT

7/10/2023 11:49:07 AM

PERIOD ENDING 6/30/2023

	ACTUAL LAST YEAR			ACTUAL THIS YEAR				ENCUMBRANCE	BUDGET	UNENCUMBERED BALANCE
	CURRENT MONTH	YEAR TO DATE	%	CURRENT MONTH	%	YEAR TO DATE	%			
REVENUES										
4001 PROPERTY TAX	213,698.86	216,042.66	28	336,399.16	40	336,399.16	40	0.00	831,305.00	494,905.84
TOTAL REVENUES	213,698.86	216,042.66	28	336,399.16	40	336,399.16	40	0.00	831,305.00	494,905.84
EXPENDITURES										
5020 SERVICES	0.00	0.00	0	0.00	0	1,239.58	0	0.00	832,545.00	831,305.42
TOTAL EXPENDITURES	0.00	0.00	0	0.00	0	1,239.58	0	0.00	832,545.00	831,305.42
NET CHANGE IN FUND BALANCE	213,698.86	216,042.66		336,399.16		335,159.58		0.00	-1,240.00	-336,399.58



FUND DEPT 2089-049 : COUNTY PUBLIC HEALTH FUND - BOARD OF HEALTH

7/10/2023 11:49:07 AM

PERIOD ENDING 6/30/2023

	ACTUAL LAST YEAR			ACTUAL THIS YEAR				ENCUMBRANCE	BUDGET	UNENCUMBERED BALANCE
	CURRENT MONTH	YEAR TO DATE	%	CURRENT MONTH	%	YEAR TO DATE	%			
REVENUES										
4001 PROPERTY TAX	172,317.87	172,317.87	28	823.21	0	823.21	0	0.00	670,307.00	669,483.79
4004 INTERGOVERNMENTAL REVENUE	263,099.47	823,545.82	50	2,483.87	1	121,465.86	26	0.00	459,146.00	337,680.14
4006 LICENSES AND PERMITS	7,474.00	37,013.00	26	-75.00	0	31,532.50	24	0.00	134,128.00	102,595.50
4008 INVESTMENT EARNINGS	238.29	895.08	418	12.91	1	6,233.07	356	0.00	1,750.00	-4,483.07
4009 MISCELLANEOUS REVENUES	0.00	1,131.27	44	0.00	0	814.00	133	0.00	614.00	-200.00
TOTAL REVENUES	443,129.63	1,034,903.04	43	3,244.99	0	160,868.64	13	0.00	1,265,945.00	1,105,076.36
EXPENDITURES										
5020 SERVICES	73,979.86	765,170.23	29	6,416.66	0	408,270.41	31	0.00	1,337,945.00	929,674.59
TOTAL EXPENDITURES	73,979.86	765,170.23	29	6,416.66	0	408,270.41	31	0.00	1,337,945.00	929,674.59
OTHER FINANCING SOURCES (USES)										
TOTAL OTHER FINANCING SOURCES (USES)	0.00	0.00		0.00		0.00		0.00	0.00	0.00
NET CHANGE IN FUND BALANCE	369,149.77	269,732.81		-3,171.67		-247,401.77		0.00	-72,000.00	175,401.77



FUND DEPT 2090-053 : MENTAL HEALTH - MENTAL HEALTH BOARD

7/10/2023 11:49:07 AM

PERIOD ENDING 6/30/2023

	ACTUAL LAST YEAR			ACTUAL THIS YEAR				ENCUMBRANCE	BUDGET	UNENCUMBERED BALANCE
	CURRENT MONTH	YEAR TO DATE	%	CURRENT MONTH	%	YEAR TO DATE	%			
REVENUES										
4001 PROPERTY TAX	1,521,219.00	1,521,219.00	28	1,327,882.93	22	1,327,882.93	22	0.00	5,916,892.00	4,589,009.07
4004 INTERGOVERNMENTAL REVENUE	0.00	98,856.00	25	33,926.00	8	203,556.00	50	0.00	407,118.00	203,562.00
4008 INVESTMENT EARNINGS	935.60	3,285.83	164	50.85	2	27,284.24	909	0.00	3,000.00	-24,284.24
4009 MISCELLANEOUS REVENUES	65,904.00	104,675.00	218	0.00	0	10,306.00	25	0.00	42,000.00	31,694.00
TOTAL REVENUES	1,588,058.60	1,728,035.83	29	1,361,859.78	21	1,569,029.17	25	0.00	6,369,010.00	4,799,980.83
EXPENDITURES										
5001 SALARIES AND WAGES	34,425.80	199,941.15	44	54,831.27	11	228,468.77	48	0.00	480,310.00	251,841.23
5003 FRINGE BENEFITS	4,416.84	48,743.35	37	8,405.40	7	51,165.23	40	0.00	126,371.00	75,205.77
5010 COMMODITIES	605.94	8,277.62	57	140.61	1	3,755.87	23	0.00	16,135.00	12,379.13
5020 SERVICES	495,137.47	3,203,949.74	56	463,256.93	8	2,652,123.52	46	0.00	5,729,194.00	3,077,070.48
TOTAL EXPENDITURES	534,586.05	3,460,911.86	55	526,634.21	8	2,935,513.39	46	0.00	6,352,010.00	3,416,496.61
OTHER FINANCING SOURCES (USES)										
6001 OTHER FINANCING SOURCES	0.00	32,952.00	0	0.00	0	0.00	0	0.00	0.00	0.00
7001 OTHER FINANCING USES	0.00	0.00	0	0.00	0	0.00	0	0.00	-17,000.00	-17,000.00
TOTAL OTHER FINANCING SOURCES (USES)	0.00	32,952.00		0.00		0.00		0.00	-17,000.00	-17,000.00
NET CHANGE IN FUND BALANCE	1,053,472.55	-1,699,924.03		835,225.57		-1,366,484.22		0.00	0.00	1,366,484.22



FUND DEPT 2091-047 : ANIMAL CONTROL - ANIMAL CONTROL ADMIN

7/10/2023 11:49:07 AM

PERIOD ENDING 6/30/2023

	ACTUAL LAST YEAR			ACTUAL THIS YEAR				ENCUMBRANCE	BUDGET	UNENCUMBERED BALANCE
	CURRENT MONTH	YEAR TO DATE	%	CURRENT MONTH	%	YEAR TO DATE	%			
REVENUES										
4006 LICENSES AND PERMITS	9,111.00	133,119.00	39	6,198.00	2	87,985.00	26	0.00	335,000.00	247,015.00
4008 INVESTMENT EARNINGS	230.50	625.27	63	15.61	2	5,469.53	547	0.00	1,000.00	-4,469.53
4009 MISCELLANEOUS REVENUES	0.00	142.00	0	0.00	0	0.00	0	0.00	0.00	0.00
TOTAL REVENUES	9,341.50	133,886.27	39	6,213.61	2	93,454.53	28	0.00	336,000.00	242,545.47
EXPENDITURES										
5001 SALARIES AND WAGES	12,392.32	63,291.52	38	17,905.23	11	84,113.05	51	0.00	165,478.50	81,365.45
5003 FRINGE BENEFITS	2,438.72	17,550.00	25	3,671.93	5	17,922.97	27	0.00	67,019.00	49,096.03
5010 COMMODITIES	393.41	5,640.93	47	284.22	2	7,248.80	47	0.00	15,554.40	8,305.60
5020 SERVICES	2,251.79	26,617.83	40	3,642.95	7	17,818.97	34	0.00	52,370.60	34,551.63
TOTAL EXPENDITURES	17,476.24	113,100.28	33	25,504.33	8	127,103.79	42	0.00	300,422.50	173,318.71
OTHER FINANCING SOURCES (USES)										
TOTAL OTHER FINANCING SOURCES (USES)	0.00	0.00		0.00		0.00		0.00	0.00	0.00
NET CHANGE IN FUND BALANCE	-8,134.74	20,785.99		-19,290.72		-33,649.26		0.00	35,577.50	69,226.76



FUND DEPT 2091-247 : ANIMAL CONTROL - ANIMAL WARDEN SERVICES

7/10/2023 11:49:07 AM

PERIOD ENDING 6/30/2023

	ACTUAL LAST YEAR			ACTUAL THIS YEAR				ENCUMBRANCE	BUDGET	UNENCUMBERED BALANCE
	CURRENT MONTH	YEAR TO DATE	%	CURRENT MONTH	%	YEAR TO DATE	%			
REVENUES										
4004 INTERGOVERNMENTAL REVENUE	53,028.97	91,114.82	46	19,521.90	10	117,130.85	62	0.00	188,288.00	71,157.15
4005 FINES AND FORFEITURES	150.00	7,880.00	79	125.00	1	4,175.00	38	0.00	11,000.00	6,825.00
TOTAL REVENUES	53,178.97	98,994.82	47	19,646.90	10	121,305.85	61	0.00	199,288.00	77,982.15
EXPENDITURES										
5001 SALARIES AND WAGES	9,211.05	53,558.54	41	6,371.93	5	30,625.47	22	0.00	141,431.00	110,805.53
5003 FRINGE BENEFITS	1,748.73	16,735.40	28	647.23	1	3,999.76	7	0.00	60,643.00	56,643.24
5010 COMMODITIES	2,378.33	10,610.21	23	2,732.43	10	10,573.52	40	0.00	26,300.00	15,726.48
5020 SERVICES	1,013.00	2,819.65	18	1,371.52	7	4,493.98	24	0.00	18,700.00	14,206.02
8000 CAPITAL OUTLAY	0.00	51,107.00	100	0.00	0	0.00	0	0.00	10,000.00	10,000.00
TOTAL EXPENDITURES	14,351.11	134,830.80	45	11,123.11	4	49,692.73	19	0.00	257,074.00	207,381.27
NET CHANGE IN FUND BALANCE	38,827.86	-35,835.98		8,523.79		71,613.12		0.00	-57,786.00	-129,399.12



FUND DEPT 2091-248 : ANIMAL CONTROL - ANIMAL IMPOUND SERVICES

7/10/2023 11:49:07 AM

PERIOD ENDING 6/30/2023

	ACTUAL LAST YEAR			ACTUAL THIS YEAR				ENCUMBRANCE	BUDGET	UNENCUMBERED BALANCE
	CURRENT MONTH	YEAR TO DATE	%	CURRENT MONTH	%	YEAR TO DATE	%			
REVENUES										
4004 INTERGOVERNMENTAL REVENUE	44,180.08	86,102.61	52	7,321.79	3	43,930.29	18	0.00	242,289.00	198,358.71
4005 FINES AND FORFEITURES	108.00	29,305.39	65	127.00	1	10,498.00	70	0.00	15,000.00	4,502.00
4009 MISCELLANEOUS REVENUES	0.00	0.00	0	0.21	0	19.95	0	0.00	0.00	-19.95
TOTAL REVENUES	44,288.08	115,408.00	55	7,449.00	3	54,448.24	21	0.00	257,289.00	202,840.76
EXPENDITURES										
5001 SALARIES AND WAGES	10,753.17	58,957.01	42	15,590.20	10	72,315.24	46	0.00	158,929.50	86,614.26
5003 FRINGE BENEFITS	1,988.93	15,789.16	25	1,264.33	2	13,555.00	26	0.00	52,194.00	38,639.00
5010 COMMODITIES	1,768.02	12,447.11	37	3,014.81	10	11,609.61	38	0.00	30,770.00	19,160.39
5020 SERVICES	102.25	772.25	7	0.00	0	5,302.06	87	0.00	6,100.00	797.94
TOTAL EXPENDITURES	14,612.37	87,965.53	35	19,869.34	8	102,781.91	41	0.00	247,993.50	145,211.59
NET CHANGE IN FUND BALANCE	29,675.71	27,442.47		-12,420.34		-48,333.67		0.00	9,295.50	57,629.17



FUND DEPT 2092-074 : LAW LIBRARY - LAW LIBRARY

7/10/2023 11:49:07 AM

PERIOD ENDING 6/30/2023

	ACTUAL LAST YEAR			ACTUAL THIS YEAR				ENCUMBRANCE	BUDGET	UNENCUMBERED BALANCE
	CURRENT MONTH	YEAR TO DATE	%	CURRENT MONTH	%	YEAR TO DATE	%			
REVENUES										
4007 CHARGES FOR SERVICES	14,501.00	39,588.75	49	5,559.00	8	34,769.25	50	0.00	70,000.00	35,230.75
4008 INVESTMENT EARNINGS	75.91	207.52	208	4.65	5	1,580.15	1580	0.00	100.00	-1,480.15
4009 MISCELLANEOUS REVENUES	0.00	715.00	0	560.00	0	560.00	0	0.00	0.00	-560.00
TOTAL REVENUES	14,576.91	40,511.27	51	6,123.65	9	36,909.40	53	0.00	70,100.00	33,190.60
EXPENDITURES										
5010 COMMODITIES	4,144.78	20,839.54	46	5,080.29	21	14,988.66	61	0.00	24,495.00	9,506.34
5020 SERVICES	7,442.45	15,031.55	40	445.25	1	9,181.59	24	0.00	38,340.00	29,158.41
TOTAL EXPENDITURES	11,587.23	35,871.09	44	5,525.54	9	24,170.25	38	0.00	62,835.00	38,664.75
OTHER FINANCING SOURCES (USES)										
TOTAL OTHER FINANCING SOURCES (USES)	0.00	0.00		0.00		0.00		0.00	0.00	0.00
NET CHANGE IN FUND BALANCE	2,989.68	4,640.18		598.11		12,739.15		0.00	7,265.00	-5,474.15



FUND DEPT 2093-031 : FORECLOSURE MEDIATION FND - CIRCUIT COURT

7/10/2023 11:49:07 AM

PERIOD ENDING 6/30/2023

	ACTUAL LAST YEAR			ACTUAL THIS YEAR				ENCUMBRANCE	BUDGET	UNENCUMBERED BALANCE
	CURRENT MONTH	YEAR TO DATE	%	CURRENT MONTH	%	YEAR TO DATE	%			
REVENUES										
4007 CHARGES FOR SERVICES	0.00	150.00	1	0.00	0	150.00	2	0.00	10,000.00	9,850.00
4008 INVESTMENT EARNINGS	11.79	34.27	34	0.38	1	132.68	332	0.00	40.00	-92.68
TOTAL REVENUES	11.79	184.27	1	0.38	0	282.68	3	0.00	10,040.00	9,757.32
EXPENDITURES										
5001 SALARIES AND WAGES	566.28	4,332.90	31	0.00	0	0.00	0	0.00	0.00	0.00
5003 FRINGE BENEFITS	46.77	404.06	29	0.00	0	0.00	0	0.00	0.00	0.00
5010 COMMODITIES	0.00	0.00	0	0.00	0	0.00	0	0.00	100.00	100.00
5020 SERVICES	0.00	400.00	2	7.49	0	44.94	1	0.00	7,800.00	7,755.06
TOTAL EXPENDITURES	613.05	5,136.96	15	7.49	0	44.94	1	0.00	7,900.00	7,855.06
OTHER FINANCING SOURCES (USES)										
TOTAL OTHER FINANCING SOURCES (USES)	0.00	0.00		0.00		0.00		0.00	0.00	0.00
NET CHANGE IN FUND BALANCE	-601.26	-4,952.69		-7.11		237.74		0.00	2,140.00	1,902.26



FUND DEPT 2101-054 : I/DD SPECIAL INITIATIVES - CILA PROJECT

7/10/2023 11:49:07 AM

PERIOD ENDING 6/30/2023

	ACTUAL LAST YEAR			ACTUAL THIS YEAR				ENCUMBRANCE	BUDGET	UNENCUMBERED BALANCE
	CURRENT MONTH	YEAR TO DATE	%	CURRENT MONTH	%	YEAR TO DATE	%			
REVENUES										
4008 INVESTMENT EARNINGS	459.52	1,098.43	549	24.15	2	8,438.73	844	0.00	1,000.00	-7,438.73
4009 MISCELLANEOUS REVENUES	0.00	260,368.90	0	0.00	0	0.00	0	0.00	0.00	0.00
TOTAL REVENUES	459.52	261,467.33	130734	24.15	2	8,438.73	844	0.00	1,000.00	-7,438.73
EXPENDITURES										
5010 COMMODITIES	0.00	0.00	0	0.00	0	0.00	0	0.00	5,063.00	5,063.00
5020 SERVICES	0.00	13,478.33	40	0.00	0	0.00	0	0.00	345,937.00	345,937.00
TOTAL EXPENDITURES	0.00	13,478.33	27	0.00	0	0.00	0	0.00	351,000.00	351,000.00
OTHER FINANCING SOURCES (USES)										
6001 OTHER FINANCING SOURCES	0.00	50,000.00	100	0.00	0	50,000.00	100	0.00	50,000.00	0.00
TOTAL OTHER FINANCING SOURCES (USES)	0.00	50,000.00		0.00		50,000.00		0.00	50,000.00	0.00
NET CHANGE IN FUND BALANCE	459.52	297,989.00		24.15		58,438.73		0.00	-300,000.00	-358,438.73



FUND DEPT 2103-060 : HWY FED AID MATCHING FUND - HIGHWAY

7/10/2023 11:49:07 AM

PERIOD ENDING 6/30/2023

	ACTUAL LAST YEAR			ACTUAL THIS YEAR				ENCUMBRANCE	BUDGET	UNENCUMBERED BALANCE
	CURRENT MONTH	YEAR TO DATE	%	CURRENT MONTH	%	YEAR TO DATE	%			
REVENUES										
4001 PROPERTY TAX	33,016.69	33,016.69	28	29,856.26	23	29,856.26	23	0.00	128,348.00	98,491.74
4008 INVESTMENT EARNINGS	218.86	591.89	0	0.00	0	6,777.32	904	0.00	750.00	-6,027.32
TOTAL REVENUES	33,235.55	33,608.58	28	29,856.26	23	36,633.58	28	0.00	129,098.00	92,464.42
EXPENDITURES										
TOTAL EXPENDITURES	0.00	0.00	0	0.00	0	0.00	0	0.00	0.00	0.00
OTHER FINANCING SOURCES (USES)										
TOTAL OTHER FINANCING SOURCES (USES)	0.00	0.00		0.00		0.00		0.00	0.00	0.00
NET CHANGE IN FUND BALANCE	33,235.55	33,608.58		29,856.26		36,633.58		0.00	129,098.00	92,464.42



FUND DEPT 2104-104 : EARLY CHILDHOOD FUND - EARLY CHILDHOOD DEVELOPMENT

7/10/2023 11:49:07 AM

PERIOD ENDING 6/30/2023

	ACTUAL LAST YEAR			ACTUAL THIS YEAR				ENCUMBRANCE	BUDGET	UNENCUMBERED BALANCE
	CURRENT MONTH	YEAR TO DATE	%	CURRENT MONTH	%	YEAR TO DATE	%			
REVENUES										
4004 INTERGOVERNMENTAL REVENUE	1,418,327.63	4,807,464.69	37	620,647.39	5	5,843,472.91	45	0.00	13,050,000.00	7,206,527.09
4007 CHARGES FOR SERVICES	7,150.00	33,450.00	26	0.00	0	211,624.50	163	0.00	130,000.00	-81,624.50
4008 INVESTMENT EARNINGS	1,913.51	5,103.90	51	35.68	1	77,824.01	155 6	0.00	5,000.00	-72,824.01
4009 MISCELLANEOUS REVENUES	6,901.61	388,837.37	299 1	4,649.81	8	5,337.71	10	0.00	55,000.00	49,662.29
TOTAL REVENUES	1,434,292.75	5,234,855.96	40	625,332.88	5	6,138,259.13	46	0.00	13,240,000.00	7,101,740.87
EXPENDITURES										
5001 SALARIES AND WAGES	378,344.73	2,403,572.11	38	517,474.16	8	3,149,802.09	49	0.00	6,432,096.97	3,282,294.88
5003 FRINGE BENEFITS	52,059.56	720,017.79	34	108,075.45	5	763,381.36	39	0.00	1,976,355.03	1,212,973.67
5010 COMMODITIES	34,827.67	228,166.64	35	125,602.72	16	331,546.59	42	60,033.87	797,569.73	405,989.27
5020 SERVICES	215,026.57	1,373,813.44	37	85,850.61	3	1,071,146.28	37	5,886.44	2,933,830.27	1,856,797.55
8000 CAPITAL OUTLAY	0.00	32,018.58	0	260,936.51	122	289,951.51	135	93,673.35	214,000.00	-169,624.86
TOTAL EXPENDITURES	680,258.53	4,757,588.56	37	1,097,939.45	9	5,605,827.83	45	159,593.66	12,353,852.00	6,588,430.51
OTHER FINANCING SOURCES (USES)										
7001 OTHER FINANCING USES	0.00	0.00	0	0.00	0	0.00	0	0.00	-751,648.00	-751,648.00
TOTAL OTHER FINANCING SOURCES (USES)	0.00	0.00		0.00		0.00		0.00	-751,648.00	-751,648.00
NET CHANGE IN FUND BALANCE	754,034.22	477,267.40		-472,606.57		532,431.30		-159,593.66	134,500.00	-238,337.64



FUND DEPT 2106-010 : PUBL SAFETY SALES TAX FND - COUNTY BOARD

7/10/2023 11:49:07 AM

PERIOD ENDING 6/30/2023

	ACTUAL LAST YEAR			ACTUAL THIS YEAR				ENCUMBRANCE	BUDGET	UNENCUMBERED BALANCE
	CURRENT MONTH	YEAR TO DATE	%	CURRENT MONTH	%	YEAR TO DATE	%			
REVENUES										
4002 LOCAL SALES TAX	0.00	614,751.68	19	218,730.12	6	776,996.90	22	0.00	3,457,442.00	2,680,445.10
4008 INVESTMENT EARNINGS	2,055.53	5,407.14	270	162.65	3	57,843.45	115 7	0.00	5,000.00	-52,843.45
TOTAL REVENUES	2,055.53	620,158.82	19	218,892.77	6	834,840.35	24	0.00	3,462,442.00	2,627,601.65
EXPENDITURES										
5020 SERVICES	109,749.13	487,510.51	54	38,531.78	4	383,224.07	38	17,890.00	1,008,000.00	606,885.93
5050 INTEREST AND FISCAL CHARGES	0.00	277.08	18	0.00	0	0.00	0	0.00	2,500.00	2,500.00
TOTAL EXPENDITURES	109,749.13	487,787.59	54	38,531.78	4	383,224.07	38	17,890.00	1,010,500.00	609,385.93
OTHER FINANCING SOURCES (USES)										
7001 OTHER FINANCING USES	0.00	0.00	0	0.00	0	0.00	0	0.00	-2,020,315.00	-2,020,315.00
TOTAL OTHER FINANCING SOURCES (USES)	0.00	0.00		0.00		0.00		0.00	-2,020,315.00	-2,020,315.00
NET CHANGE IN FUND BALANCE	-107,693.60	132,371.23		180,360.99		451,616.28		-17,890.00	431,627.00	-2,099.28



FUND DEPT 2106-013 : PUBL SAFETY SALES TAX FND - DEBT SERVICE

7/10/2023 11:49:07 AM

PERIOD ENDING 6/30/2023

	ACTUAL LAST YEAR			ACTUAL THIS YEAR				ENCUMBRANCE	BUDGET	UNENCUMBERED BALANCE
	CURRENT MONTH	YEAR TO DATE	%	CURRENT MONTH	%	YEAR TO DATE	%			
REVENUES										
4002 LOCAL SALES TAX	0.00	409,218.00	17	262,466.00	8	787,398.00	25	0.00	3,142,558.00	2,355,160.00
TOTAL REVENUES	0.00	409,218.00	17	262,466.00	8	787,398.00	25	0.00	3,142,558.00	2,355,160.00
EXPENDITURES										
5050 INTEREST AND FISCAL CHARGES	321,641.24	321,641.24	13	668,720.03	21	668,720.03	21	0.00	3,142,558.00	2,473,837.97
TOTAL EXPENDITURES	321,641.24	321,641.24	13	668,720.03	21	668,720.03	21	0.00	3,142,558.00	2,473,837.97
NET CHANGE IN FUND BALANCE	-321,641.24	87,576.76		-406,254.03		118,677.97		0.00	0.00	-118,677.97



FUND DEPT 2106-060 : PUBL SAFETY SALES TAX FND - HIGHWAY

7/10/2023 11:49:07 AM

PERIOD ENDING 6/30/2023

	ACTUAL LAST YEAR			ACTUAL THIS YEAR				ENCUMBRANCE	BUDGET	UNENCUMBERED BALANCE
	CURRENT MONTH	YEAR TO DATE	%	CURRENT MONTH	%	YEAR TO DATE	%			
REVENUES										
TOTAL REVENUES	0.00	0.00	0	0.00	0	0.00	0	0.00	0.00	0.00
NET CHANGE IN FUND BALANCE	0.00	0.00		0.00		0.00		0.00	0.00	0.00




FUND DEPT 2106-230 : PUBL SAFETY SALES TAX FND - JUSTICE SYS TECHNOLGY PRJ

7/10/2023 11:49:07 AM

PERIOD ENDING 6/30/2023

	ACTUAL LAST YEAR			ACTUAL THIS YEAR				ENCUMBRANCE	BUDGET	UNENCUMBERED BALANCE
	CURRENT MONTH	YEAR TO DATE	%	CURRENT MONTH	%	YEAR TO DATE	%			
EXPENDITURES										
5020 SERVICES	0.00	13,602.69	13	0.00	0	15,416.34	14	0.00	110,833.00	95,416.66
TOTAL EXPENDITURES	0.00	13,602.69	13	0.00	0	15,416.34	14	0.00	110,833.00	95,416.66
NET CHANGE IN FUND BALANCE	0.00	-13,602.69		0.00		-15,416.34		0.00	-110,833.00	-95,416.66



FUND DEPT 2106-237 : PUBL SAFETY SALES TAX FND - DELINQ PREVENTION GRANTS

7/10/2023 11:49:07 AM

PERIOD ENDING 6/30/2023

	ACTUAL LAST YEAR			ACTUAL THIS YEAR				ENCUMBRANCE	BUDGET	UNENCUMBERED BALANCE
	CURRENT MONTH	YEAR TO DATE	%	CURRENT MONTH	%	YEAR TO DATE	%			
EXPENDITURES										
5020 SERVICES	0.00	139,375.02	50	26,666.66	8	159,999.96	50	0.00	320,000.00	160,000.04
TOTAL EXPENDITURES	0.00	139,375.02	50	26,666.66	8	159,999.96	50	0.00	320,000.00	160,000.04
NET CHANGE IN FUND BALANCE	0.00	-139,375.02		-26,666.66		-159,999.96		0.00	-320,000.00	-160,000.04



FUND DEPT 2107-010 : GEOGRAPHIC INF SYS FUND (GIS) - COUNTY BOARD

7/10/2023 11:49:07 AM

PERIOD ENDING 6/30/2023

	ACTUAL LAST YEAR			ACTUAL THIS YEAR				ENCUMBRANCE	BUDGET	UNENCUMBERED BALANCE
	CURRENT MONTH	YEAR TO DATE	%	CURRENT MONTH	%	YEAR TO DATE	%			
REVENUES										
4007 CHARGES FOR SERVICES	0.00	104,358.00	32	39,300.00	12	99,039.00	30	0.00	330,000.00	230,961.00
4008 INVESTMENT EARNINGS	286.56	794.61	397	12.71	1	4,795.44	480	0.00	1,000.00	-3,795.44
TOTAL REVENUES	286.56	105,152.61	32	39,312.71	12	103,834.44	31	0.00	331,000.00	227,165.56
EXPENDITURES										
5020 SERVICES	0.00	95,677.75	29	0.00	0	97,928.00	29	0.00	333,627.00	235,699.00
TOTAL EXPENDITURES	0.00	95,677.75	29	0.00	0	97,928.00	29	0.00	333,627.00	235,699.00
NET CHANGE IN FUND BALANCE	286.56	9,474.86		39,312.71		5,906.44		0.00	-2,627.00	-8,533.44




FUND DEPT 2108-050 : DEVLPMNTL DISABILITY FUND - DEVL MNTL DISABILITY BOARD

7/10/2023 11:49:07 AM

PERIOD ENDING 6/30/2023

	ACTUAL LAST YEAR			ACTUAL THIS YEAR				ENCUMBRANCE	BUDGET	UNENCUMBERED BALANCE
	CURRENT MONTH	YEAR TO DATE	%	CURRENT MONTH	%	YEAR TO DATE	%			
REVENUES										
4001 PROPERTY TAX	1,249,473.77	1,249,473.77	28	1,091,277.63	22	1,091,277.63	22	0.00	4,863,487.00	3,772,209.37
4008 INVESTMENT EARNINGS	511.65	1,790.62	179	43.55	2	21,689.50	108 4	0.00	2,000.00	-19,689.50
4009 MISCELLANEOUS REVENUES	0.00	0.00	0	0.00	0	0.00	0	0.00	5,000.00	5,000.00
TOTAL REVENUES	1,249,985.42	1,251,264.39	28	1,091,321.18	22	1,112,967.13	23	0.00	4,870,487.00	3,757,519.87
EXPENDITURES										
5020 SERVICES	110,796.00	2,047,807.00	46	287,487.00	6	2,134,464.00	44	0.00	4,824,487.00	2,690,023.00
TOTAL EXPENDITURES	110,796.00	2,047,807.00	46	287,487.00	6	2,134,464.00	44	0.00	4,824,487.00	2,690,023.00
OTHER FINANCING SOURCES (USES)										
6001 OTHER FINANCING SOURCES	0.00	0.00	0	0.00	0	0.00	0	0.00	4,000.00	4,000.00
7001 OTHER FINANCING USES	0.00	-50,000.00	100	0.00	0	-50,000.00	100	0.00	-50,000.00	0.00
TOTAL OTHER FINANCING SOURCES (USES)	0.00	-50,000.00		0.00		-50,000.00		0.00	-46,000.00	4,000.00
NET CHANGE IN FUND BALANCE	1,139,189.42	-846,542.61		803,834.18		-1,071,496.87		0.00	0.00	1,071,496.87




FUND DEPT 2109-932 : INDOOR CLIMATE RESOURCES AGENCY - INDOOR CLIMATE RESOURCES AGENCY

7/10/2023 11:49:07 AM

PERIOD ENDING 6/30/2023

	ACTUAL LAST YEAR			ACTUAL THIS YEAR				ENCUMBRANCE	BUDGET	UNENCUMBERED BALANCE
	CURRENT MONTH	YEAR TO DATE	%	CURRENT MONTH	%	YEAR TO DATE	%			
REVENUES										
4004 INTERGOVERNMENTAL REVENUE	0.00	0.00	0	0.00	0	0.00	0	0.00	5,469,000.00	5,469,000.00
TOTAL REVENUES	0.00	0.00	0	0.00	0	0.00	0	0.00	5,469,000.00	5,469,000.00
EXPENDITURES										
5001 SALARIES AND WAGES	0.00	0.00	0	9,321.88	0	9,321.88	0	0.00	2,003,350.00	1,994,028.12
5003 FRINGE BENEFITS	0.00	0.00	0	435.09	0	435.09	0	0.00	559,000.00	558,564.91
5010 COMMODITIES	0.00	0.00	0	2,498.00	2	2,498.00	2	0.00	164,650.00	162,152.00
5020 SERVICES	0.00	0.00	0	100.00	0	1,850.00	0	0.00	2,117,000.00	2,115,150.00
8000 CAPITAL OUTLAY	0.00	0.00	0	0.00	0	0.00	0	0.00	625,000.00	625,000.00
TOTAL EXPENDITURES	0.00	0.00	0	12,354.97	0	14,104.97	0	0.00	5,469,000.00	5,454,895.03
OTHER FINANCING SOURCES (USES)										
TOTAL OTHER FINANCING SOURCES (USES)	0.00	0.00		0.00		0.00		0.00	0.00	0.00
NET CHANGE IN FUND BALANCE	0.00	0.00		-12,354.97		-14,104.97		0.00	0.00	14,104.97



FUND DEPT 2110-110 : WORKFORCE DEVELOPMENT FND - WORKFORCE DEVELOPMENT

7/10/2023 11:49:07 AM

PERIOD ENDING 6/30/2023

	ACTUAL LAST YEAR			ACTUAL THIS YEAR				ENCUMBRANCE	BUDGET	UNENCUMBERED BALANCE
	CURRENT MONTH	YEAR TO DATE	%	CURRENT MONTH	%	YEAR TO DATE	%			
REVENUES										
4004 INTERGOVERNMENTAL REVENUE	388,563.38	1,438,894.60	32	0.00	0	923,386.61	34	0.00	2,705,000.00	1,781,613.39
4007 CHARGES FOR SERVICES	7,073.77	68,126.14	49	3,144.95	2	68,441.44	49	0.00	138,500.00	70,058.56
TOTAL REVENUES	395,637.15	1,507,020.74	33	3,144.95	0	991,828.05	35	0.00	2,843,500.00	1,851,671.95
EXPENDITURES										
5001 SALARIES AND WAGES	45,588.94	241,085.30	20	81,020.14	14	321,253.71	56	0.00	571,500.00	250,246.29
5003 FRINGE BENEFITS	6,192.23	59,267.56	14	12,082.87	4	79,018.09	27	0.00	295,500.00	216,481.91
5010 COMMODITIES	0.00	778.50	9	3,913.18	3	14,306.43	11	0.00	126,450.00	112,143.57
5020 SERVICES	198,591.64	1,120,053.19	39	124,494.74	7	847,386.85	47	897.85	1,795,900.00	947,615.30
8000 CAPITAL OUTLAY	158,975.00	158,975.00	100	0.00	0	0.00	0	0.00	50,000.00	50,000.00
TOTAL EXPENDITURES	409,347.81	1,580,159.55	34	221,510.93	8	1,261,965.08	44	897.85	2,839,350.00	1,576,487.07
OTHER FINANCING SOURCES (USES)										
6001 OTHER FINANCING SOURCES	0.00	0.00	0	0.00	0	0.00	0	0.00	50,000.00	50,000.00
7001 OTHER FINANCING USES	0.00	0.00	0	0.00	0	0.00	0	0.00	-50,000.00	-50,000.00
TOTAL OTHER FINANCING SOURCES (USES)	0.00	0.00		0.00		0.00		0.00	0.00	0.00
NET CHANGE IN FUND BALANCE	-13,710.66	-73,138.81		-218,365.98		-270,137.03		-897.85	4,150.00	275,184.88



FUND DEPT 2120-060 : HWY IDOT REBUILD GRANT - HIGHWAY

7/10/2023 11:49:07 AM

PERIOD ENDING 6/30/2023

	ACTUAL LAST YEAR			ACTUAL THIS YEAR				ENCUMBRANCE	BUDGET	UNENCUMBERED BALANCE
	CURRENT MONTH	YEAR TO DATE	%	CURRENT MONTH	%	YEAR TO DATE	%			
REVENUES										
4004 INTERGOVERNMENTAL REVENUE	0.00	962,449.76	50	0.00	0	0.00	0	0.00	0.00	0.00
4008 INVESTMENT EARNINGS	2,055.42	5,459.70	182	0.00	0	0.00	0	0.00	2,000.00	2,000.00
TOTAL REVENUES	2,055.42	967,909.46	50	0.00	0	0.00	0	0.00	2,000.00	2,000.00
EXPENDITURES										
8000 CAPITAL OUTLAY	771,808.51	771,808.51	18	0.00	0	369,474.35	19	0.00	1,910,228.00	1,540,753.65
TOTAL EXPENDITURES	771,808.51	771,808.51	18	0.00	0	369,474.35	19	0.00	1,910,228.00	1,540,753.65
NET CHANGE IN FUND BALANCE	-769,753.09	196,100.95		0.00		-369,474.35		0.00	-1,908,228.00	-1,538,753.65



FUND DEPT 2121-060 : TWP IDOT REBUILD GRANT - HIGHWAY

7/10/2023 11:49:07 AM

PERIOD ENDING 6/30/2023

	ACTUAL LAST YEAR			ACTUAL THIS YEAR				ENCUMBRANCE	BUDGET	UNENCUMBERED BALANCE
	CURRENT MONTH	YEAR TO DATE	%	CURRENT MONTH	%	YEAR TO DATE	%			
REVENUES										
4004 INTERGOVERNMENTAL REVENUE	0.00	862,467.37	0	0.00	0	0.00	0	0.00	0.00	0.00
4008 INVESTMENT EARNINGS	1,139.33	3,181.05	0	0.00	0	0.00	0	0.00	0.00	0.00
TOTAL REVENUES	1,139.33	865,648.42	0	0.00	0	0.00	0	0.00	0.00	0.00
EXPENDITURES										
5020 SERVICES	302,880.05	690,776.80	5	650,003.75	13	1,167,432.40	23	0.00	5,000,000.00	3,832,567.60
TOTAL EXPENDITURES	302,880.05	690,776.80	5	650,003.75	13	1,167,432.40	23	0.00	5,000,000.00	3,832,567.60
NET CHANGE IN FUND BALANCE	-301,740.72	174,871.62		-650,003.75		-1,167,432.40		0.00	-5,000,000.00	-3,832,567.60



FUND DEPT 2188-044 : SOCIAL SECURITY FUND - NURSING HOME

7/10/2023 11:49:07 AM

PERIOD ENDING 6/30/2023

	ACTUAL LAST YEAR			ACTUAL THIS YEAR				ENCUMBRANCE	BUDGET	UNENCUMBERED BALANCE
	CURRENT MONTH	YEAR TO DATE	%	CURRENT MONTH	%	YEAR TO DATE	%			
EXPENDITURES										
TOTAL EXPENDITURES	0.00	0.00	0	0.00	0	0.00	0	0.00	0.00	0.00
OTHER FINANCING SOURCES (USES)										
TOTAL OTHER FINANCING SOURCES (USES)	0.00	0.00		0.00		0.00		0.00	0.00	0.00
NET CHANGE IN FUND BALANCE	0.00	0.00		0.00		0.00		0.00	0.00	0.00



FUND DEPT 2188-075 : SOCIAL SECURITY FUND - GENERAL COUNTY

7/10/2023 11:49:07 AM

PERIOD ENDING 6/30/2023

	ACTUAL LAST YEAR			ACTUAL THIS YEAR				ENCUMBRANCE	BUDGET	UNENCUMBERED BALANCE
	CURRENT MONTH	YEAR TO DATE	%	CURRENT MONTH	%	YEAR TO DATE	%			
REVENUES										
4001 PROPERTY TAX	516,801.86	516,801.86	28	452,213.30	22	452,213.30	22	0.00	2,010,143.00	1,557,929.70
4008 INVESTMENT EARNINGS	102.45	442.73	0	16.29	2	10,651.66	118 4	0.00	900.00	-9,751.66
4009 MISCELLANEOUS REVENUES	0.00	0.00	0	0.00	0	0.01	0	0.00	0.00	-0.01
TOTAL REVENUES	516,904.31	517,244.59	28	452,229.59	22	462,864.97	23	0.00	2,011,043.00	1,548,178.03
EXPENDITURES										
5003 FRINGE BENEFITS	136,281.35	778,432.03	24	155,643.09	8	803,920.80	40	0.00	2,010,143.00	1,206,222.20
TOTAL EXPENDITURES	136,281.35	778,432.03	24	155,643.09	8	803,920.80	40	0.00	2,010,143.00	1,206,222.20
OTHER FINANCING SOURCES (USES)										
6001 OTHER FINANCING SOURCES	0.00	-6,302.44	0	0.00	0	9,535.16	0	0.00	0.00	-9,535.16
TOTAL OTHER FINANCING SOURCES (USES)	0.00	-6,302.44		0.00		9,535.16		0.00	0.00	-9,535.16
NET CHANGE IN FUND BALANCE	380,622.96	-267,489.88		296,586.50		-331,520.67		0.00	900.00	332,420.67




FUND DEPT 2474-474 : RPC USDA REVOLVING LOANS - RPC USDA REVOLVING LOANS

7/10/2023 11:49:07 AM

PERIOD ENDING 6/30/2023

	ACTUAL LAST YEAR			ACTUAL THIS YEAR				ENCUMBRANCE	BUDGET	UNENCUMBERED BALANCE
	CURRENT MONTH	YEAR TO DATE	%	CURRENT MONTH	%	YEAR TO DATE	%			
REVENUES										
4008 INVESTMENT EARNINGS	648.84	6,370.92	42	1,027.39	7	5,853.02	39	0.00	15,030.00	9,176.98
TOTAL REVENUES	648.84	6,370.92	42	1,027.39	7	5,853.02	39	0.00	15,030.00	9,176.98
EXPENDITURES										
5020 SERVICES	0.00	0.00	0	0.00	0	0.00	0	0.00	35,000.00	35,000.00
TOTAL EXPENDITURES	0.00	0.00	0	0.00	0	0.00	0	0.00	35,000.00	35,000.00
OTHER FINANCING SOURCES (USES)										
7001 OTHER FINANCING USES	0.00	0.00	0	0.00	0	-1,000.13	14	0.00	-7,000.00	-5,999.87
TOTAL OTHER FINANCING SOURCES (USES)	0.00	0.00		0.00		-1,000.13		0.00	-7,000.00	-5,999.87
NET CHANGE IN FUND BALANCE	648.84	6,370.92		1,027.39		4,852.89		0.00	-26,970.00	-31,822.89



FUND DEPT 2475-475 : RPC ECON DEVELOPMNT LOANS - RPC ECON DEVELOPMNT LOANS

7/10/2023 11:49:07 AM

PERIOD ENDING 6/30/2023

	ACTUAL LAST YEAR			ACTUAL THIS YEAR				ENCUMBRANCE	BUDGET	UNENCUMBERED BALANCE
	CURRENT MONTH	YEAR TO DATE	%	CURRENT MONTH	%	YEAR TO DATE	%			
REVENUES										
4008 INVESTMENT EARNINGS	-16,785.90	60,419.09	55	15,971.38	19	106,953.84	129	0.00	83,000.00	-23,953.84
TOTAL REVENUES	-16,785.90	60,419.09	55	15,971.38	19	106,953.84	129	0.00	83,000.00	-23,953.84
EXPENDITURES										
5020 SERVICES	0.00	0.00	0	0.00	0	1,727,748.63	92	0.00	1,882,751.00	155,002.37
TOTAL EXPENDITURES	0.00	0.00	0	0.00	0	1,727,748.63	92	0.00	1,882,751.00	155,002.37
OTHER FINANCING SOURCES (USES)										
6001 OTHER FINANCING SOURCES	0.00	0.00	0	0.00	0	0.00	0	0.00	100,000.00	100,000.00
7001 OTHER FINANCING USES	0.00	-1,181.86	2	0.00	0	-6,744.33	9	0.00	-78,500.00	-71,755.67
TOTAL OTHER FINANCING SOURCES (USES)	0.00	-1,181.86		0.00		-6,744.33		0.00	21,500.00	28,244.33
NET CHANGE IN FUND BALANCE	-16,785.90	59,237.23		15,971.38		-1,627,539.12		0.00	-1,778,251.00	-150,711.88



FUND DEPT 2609-026 : TAX INDEMNITY FUND - COUNTY TREASURER

7/10/2023 11:49:07 AM

PERIOD ENDING 6/30/2023

	ACTUAL LAST YEAR			ACTUAL THIS YEAR				ENCUMBRANCE	BUDGET	UNENCUMBERED BALANCE
	CURRENT MONTH	YEAR TO DATE	%	CURRENT MONTH	%	YEAR TO DATE	%			
REVENUES										
4008 INVESTMENT EARNINGS	0.00	0.00	0	12.59	0	2,955.02	0	0.00	0.00	-2,955.02
TOTAL REVENUES	0.00	0.00	0	12.59	0	2,955.02	0	0.00	0.00	-2,955.02
EXPENDITURES										
5020 SERVICES	0.00	0.00	0	0.00	0	99,000.00	100	0.00	99,000.00	0.00
TOTAL EXPENDITURES	0.00	0.00	0	0.00	0	99,000.00	100	0.00	99,000.00	0.00
OTHER FINANCING SOURCES (USES)										
TOTAL OTHER FINANCING SOURCES (USES)	0.00	0.00		0.00		0.00		0.00	0.00	0.00
NET CHANGE IN FUND BALANCE	0.00	0.00		12.59		-96,044.98		0.00	-99,000.00	-2,955.02



FUND DEPT 2610-026 : WORKING CASH FUND - COUNTY TREASURER

7/10/2023 11:49:07 AM

PERIOD ENDING 6/30/2023

	ACTUAL LAST YEAR			ACTUAL THIS YEAR				ENCUMBRANCE	BUDGET	UNENCUMBERED BALANCE
	CURRENT MONTH	YEAR TO DATE	%	CURRENT MONTH	%	YEAR TO DATE	%			
REVENUES										
4008 INVESTMENT EARNINGS	233.71	633.54	9	11.20	0	4,006.59	57	0.00	7,000.00	2,993.41
TOTAL REVENUES	233.71	633.54	9	11.20	0	4,006.59	57	0.00	7,000.00	2,993.41
OTHER FINANCING SOURCES (USES)										
7001 OTHER FINANCING USES	0.00	0.00	0	0.00	0	0.00	0	0.00	-7,000.00	-7,000.00
TOTAL OTHER FINANCING SOURCES (USES)	0.00	0.00		0.00		0.00		0.00	-7,000.00	-7,000.00
NET CHANGE IN FUND BALANCE	233.71	633.54		11.20		4,006.59		0.00	0.00	-4,006.59



FUND DEPT 2611-022 : COUNTY CLK SURCHARGE FUND - COUNTY CLERK

7/10/2023 11:49:07 AM

PERIOD ENDING 6/30/2023

	ACTUAL LAST YEAR			ACTUAL THIS YEAR				ENCUMBRANCE	BUDGET	UNENCUMBERED BALANCE
	CURRENT MONTH	YEAR TO DATE	%	CURRENT MONTH	%	YEAR TO DATE	%			
REVENUES										
4007 CHARGES FOR SERVICES	1,012.00	4,706.00	39	-4,484.00	0	0.00	0	0.00	0.00	0.00
TOTAL REVENUES	1,012.00	4,706.00	39	-4,484.00	0	0.00	0	0.00	0.00	0.00
EXPENDITURES										
5020 SERVICES	0.00	3,694.00	31	0.00	0	0.00	0	0.00	0.00	0.00
TOTAL EXPENDITURES	0.00	3,694.00	31	0.00	0	0.00	0	0.00	0.00	0.00
NET CHANGE IN FUND BALANCE	1,012.00	1,012.00		-4,484.00		0.00		0.00	0.00	0.00



FUND DEPT 2612-040 : SHERIFF DRUG FORFEITURES - SHERIFF

7/10/2023 11:49:07 AM

PERIOD ENDING 6/30/2023

	ACTUAL LAST YEAR			ACTUAL THIS YEAR				ENCUMBRANCE	BUDGET	UNENCUMBERED BALANCE
	CURRENT MONTH	YEAR TO DATE	%	CURRENT MONTH	%	YEAR TO DATE	%			
REVENUES										
4005 FINES AND FORFEITURES	896.36	896.36	9	1,949.36	19	1,986.86	20	0.00	10,000.00	8,013.14
4008 INVESTMENT EARNINGS	74.06	201.52	403	3.26	3	1,181.91	118 2	0.00	100.00	-1,081.91
4009 MISCELLANEOUS REVENUES	0.00	0.00	0	-2,999.00	0	0.00	0	0.00	0.00	0.00
TOTAL REVENUES	970.42	1,097.88	11	-1,046.38	-10	3,168.77	31	0.00	10,100.00	6,931.23
EXPENDITURES										
5010 COMMODITIES	0.00	2,506.43	31	564.73	9	3,244.15	50	0.00	6,500.00	3,255.85
5020 SERVICES	89.22	626.25	3	333.75	2	1,884.55	13	0.00	14,600.00	12,715.45
TOTAL EXPENDITURES	89.22	3,132.68	12	898.48	4	5,128.70	24	0.00	21,100.00	15,971.30
OTHER FINANCING SOURCES (USES)										
TOTAL OTHER FINANCING SOURCES (USES)	0.00	0.00		0.00		0.00		0.00	0.00	0.00
NET CHANGE IN FUND BALANCE	881.20	-2,034.80		-1,944.86		-1,959.93		0.00	-11,000.00	-9,040.07



FUND DEPT 2613-030 : COURT'S AUTOMATION FUND - CIRCUIT CLERK

7/10/2023 11:49:07 AM

PERIOD ENDING 6/30/2023

	ACTUAL LAST YEAR			ACTUAL THIS YEAR				ENCUMBRANCE	BUDGET	UNENCUMBERED BALANCE
	CURRENT MONTH	YEAR TO DATE	%	CURRENT MONTH	%	YEAR TO DATE	%			
REVENUES										
4004 INTERGOVERNMENTAL REVENUE	0.00	0.00	0	0.00	0	52,323.42	100	0.00	52,323.42	0.00
4007 CHARGES FOR SERVICES	34,120.81	86,565.96	38	24,827.05	12	114,693.54	57	0.00	200,000.00	85,306.46
4008 INVESTMENT EARNINGS	12.85	29.74	0	2.33	0	684.64	0	0.00	0.00	-684.64
TOTAL REVENUES	34,133.66	86,595.70	34	24,829.38	10	167,701.60	66	0.00	252,323.42	84,621.82
EXPENDITURES										
5010 COMMODITIES	0.00	0.00	0	0.00	0	61,133.60	52	0.00	118,542.42	57,408.82
5020 SERVICES	0.00	122,615.76	59	12,020.00	5	134,608.93	59	0.00	226,700.00	92,091.07
8000 CAPITAL OUTLAY	0.00	14,311.39	25	0.00	0	0.00	0	0.00	0.00	0.00
TOTAL EXPENDITURES	0.00	136,927.15	50	12,020.00	3	195,742.53	57	0.00	345,242.42	149,499.89
OTHER FINANCING SOURCES (USES)										
TOTAL OTHER FINANCING SOURCES (USES)	0.00	0.00		0.00		0.00		0.00	0.00	0.00
NET CHANGE IN FUND BALANCE	34,133.66	-50,331.45		12,809.38		-28,040.93		0.00	-92,919.00	-64,878.07



FUND DEPT 2614-023 : RECORDER'S AUTOMATION FND - RECORDER

7/10/2023 11:49:07 AM

PERIOD ENDING 6/30/2023

	ACTUAL LAST YEAR			ACTUAL THIS YEAR				ENCUMBRANCE	BUDGET	UNENCUMBERED BALANCE
	CURRENT MONTH	YEAR TO DATE	%	CURRENT MONTH	%	YEAR TO DATE	%			
REVENUES										
4007 CHARGES FOR SERVICES	0.00	54,210.50	30	33,933.27	19	79,109.61	44	0.00	180,000.00	100,890.39
4008 INVESTMENT EARNINGS	286.24	769.33	15	15.86	2	5,856.00	586	0.00	1,000.00	-4,856.00
TOTAL REVENUES	286.24	54,979.83	30	33,949.13	19	84,965.61	47	0.00	181,000.00	96,034.39
EXPENDITURES										
5001 SALARIES AND WAGES	1,080.72	6,356.74	25	1,778.76	7	7,378.56	27	0.00	27,128.00	19,749.44
5003 FRINGE BENEFITS	144.88	945.41	25	120.46	6	788.61	37	0.00	2,103.00	1,314.39
5010 COMMODITIES	0.00	65,236.93	373	0.00	0	7,145.71	41	0.00	17,422.00	10,276.29
5020 SERVICES	1,979.88	32,447.86	46	1,541.33	1	85,220.15	53	0.00	160,538.00	75,317.85
8000 CAPITAL OUTLAY	0.00	0.00	0	0.00	0	0.00	0	0.00	2,840.00	2,840.00
TOTAL EXPENDITURES	3,205.48	104,986.94	59	3,440.55	2	100,533.03	48	0.00	210,031.00	109,497.97
NET CHANGE IN FUND BALANCE	-2,919.24	-50,007.11		30,508.58		-15,567.42		0.00	-29,031.00	-13,463.58



FUND DEPT 2615-036 : PUBLIC DEFENDER AUTOMATN - PUBLIC DEFENDER

7/10/2023 11:49:07 AM

PERIOD ENDING 6/30/2023

	ACTUAL LAST YEAR			ACTUAL THIS YEAR				ENCUMBRANCE	BUDGET	UNENCUMBERED BALANCE
	CURRENT MONTH	YEAR TO DATE	%	CURRENT MONTH	%	YEAR TO DATE	%			
REVENUES										
4007 CHARGES FOR SERVICES	90.00	210.00	32	400.50	62	2,221.00	342	0.00	650.00	-1,571.00
TOTAL REVENUES	90.00	210.00	32	400.50	62	2,221.00	342	0.00	650.00	-1,571.00
EXPENDITURES										
5010 COMMODITIES	0.00	0.00	0	0.00	0	0.00	0	0.00	650.00	650.00
TOTAL EXPENDITURES	0.00	0.00	0	0.00	0	0.00	0	0.00	650.00	650.00
NET CHANGE IN FUND BALANCE	90.00	210.00		400.50		2,221.00		0.00	0.00	-2,221.00



FUND DEPT 2617-030 : CHILD SUPPORT SERV FUND - CIRCUIT CLERK

7/10/2023 11:49:07 AM

PERIOD ENDING 6/30/2023

	ACTUAL LAST YEAR			ACTUAL THIS YEAR				ENCUMBRANCE	BUDGET	UNENCUMBERED BALANCE
	CURRENT MONTH	YEAR TO DATE	%	CURRENT MONTH	%	YEAR TO DATE	%			
REVENUES										
4007 CHARGES FOR SERVICES	0.00	430.00	2	0.00	0	324.00	3	0.00	10,000.00	9,676.00
4008 INVESTMENT EARNINGS	32.41	87.94	0	1.34	0	480.41	0	0.00	0.00	-480.41
TOTAL REVENUES	32.41	517.94	3	1.34	0	804.41	8	0.00	10,000.00	9,195.59
EXPENDITURES										
5020 SERVICES	0.00	2,500.00	19	0.00	0	2,500.00	25	0.00	10,000.00	7,500.00
TOTAL EXPENDITURES	0.00	2,500.00	14	0.00	0	2,500.00	25	0.00	10,000.00	7,500.00
OTHER FINANCING SOURCES (USES)										
TOTAL OTHER FINANCING SOURCES (USES)	0.00	0.00		0.00		0.00		0.00	0.00	0.00
NET CHANGE IN FUND BALANCE	32.41	-1,982.06		1.34		-1,695.59		0.00	0.00	1,695.59



FUND DEPT 2618-051 : PROBATION SERVICES FUND - JUVENILE DETENTION CENTER

7/10/2023 11:49:07 AM

PERIOD ENDING 6/30/2023

	ACTUAL LAST YEAR			ACTUAL THIS YEAR				ENCUMBRANCE	BUDGET	UNENCUMBERED BALANCE
	CURRENT MONTH	YEAR TO DATE	%	CURRENT MONTH	%	YEAR TO DATE	%			
REVENUES										
4007 CHARGES FOR SERVICES	5,815.30	13,455.80	30	4,158.48	12	16,125.95	46	0.00	35,000.00	18,874.05
TOTAL REVENUES	5,815.30	13,455.80	30	4,158.48	12	16,125.95	46	0.00	35,000.00	18,874.05
EXPENDITURES										
5020 SERVICES	0.00	0.00	0	0.00	0	0.00	0	0.00	9,000.00	9,000.00
8000 CAPITAL OUTLAY	0.00	0.00	0	0.00	0	40,970.00	100	0.00	41,000.00	30.00
TOTAL EXPENDITURES	0.00	0.00	0	0.00	0	40,970.00	82	0.00	50,000.00	9,030.00
OTHER FINANCING SOURCES (USES)										
TOTAL OTHER FINANCING SOURCES (USES)	0.00	0.00		0.00		0.00		0.00	0.00	0.00
NET CHANGE IN FUND BALANCE	5,815.30	13,455.80		4,158.48		-24,844.05		0.00	-15,000.00	9,844.05



FUND DEPT 2618-052 : PROBATION SERVICES FUND - COURT SERVICES -PROBATION

7/10/2023 11:49:07 AM

PERIOD ENDING 6/30/2023

	ACTUAL LAST YEAR			ACTUAL THIS YEAR				ENCUMBRANCE	BUDGET	UNENCUMBERED BALANCE
	CURRENT MONTH	YEAR TO DATE	%	CURRENT MONTH	%	YEAR TO DATE	%			
REVENUES										
4007 CHARGES FOR SERVICES	60,144.08	129,702.32	35	19,255.10	6	119,181.82	37	0.00	325,000.00	205,818.18
4008 INVESTMENT EARNINGS	1,135.39	3,059.43	408	60.27	1	21,377.36	475	0.00	4,500.00	-16,877.36
4009 MISCELLANEOUS REVENUES	0.00	0.00	0	25.00	5	150.00	30	0.00	500.00	350.00
TOTAL REVENUES	61,279.47	132,761.75	34	19,340.37	6	140,709.18	43	0.00	330,000.00	189,290.82
EXPENDITURES										
5010 COMMODITIES	7,306.46	15,087.54	18	3,938.47	5	13,642.31	16	0.00	84,250.00	70,607.69
5020 SERVICES	6,983.74	41,008.74	14	13,303.30	5	55,480.31	19	0.00	293,250.00	237,769.69
8000 CAPITAL OUTLAY	0.00	0.00	0	0.00	0	0.00	0	0.00	36,500.00	36,500.00
TOTAL EXPENDITURES	14,290.20	56,096.28	14	17,241.77	4	69,122.62	17	0.00	414,000.00	344,877.38
OTHER FINANCING SOURCES (USES)										
7001 OTHER FINANCING USES	0.00	0.00	0	0.00	0	0.00	0	0.00	-10,000.00	-10,000.00
TOTAL OTHER FINANCING SOURCES (USES)	0.00	0.00		0.00		0.00		0.00	-10,000.00	-10,000.00
NET CHANGE IN FUND BALANCE	46,989.27	76,665.47		2,098.60		71,586.56		0.00	-94,000.00	-165,586.56



FUND DEPT 2619-026 : TAX SALE AUTOMATION FUND - COUNTY TREASURER

7/10/2023 11:49:07 AM

PERIOD ENDING 6/30/2023

	ACTUAL LAST YEAR			ACTUAL THIS YEAR				ENCUMBRANCE	BUDGET	UNENCUMBERED BALANCE
	CURRENT MONTH	YEAR TO DATE	%	CURRENT MONTH	%	YEAR TO DATE	%			
REVENUES										
4007 CHARGES FOR SERVICES	1,806.00	6,045.50	30	1,563.00	9	6,038.75	35	0.00	17,200.00	11,161.25
4008 INVESTMENT EARNINGS	9.13	25.62	13	0.36	0	144.80	72	0.00	200.00	55.20
TOTAL REVENUES	1,815.13	6,071.12	30	1,563.36	9	6,183.55	36	0.00	17,400.00	11,216.45
EXPENDITURES										
5001 SALARIES AND WAGES	2,263.00	4,431.00	59	3,779.00	33	5,923.00	52	0.00	11,500.00	5,577.00
5003 FRINGE BENEFITS	183.28	349.81	42	226.59	20	393.37	34	0.00	1,157.00	763.63
5010 COMMODITIES	0.00	0.00	0	0.00	0	0.00	0	0.00	2,000.00	2,000.00
5020 SERVICES	0.00	0.00	0	0.00	0	410.00	16	0.00	2,500.00	2,090.00
TOTAL EXPENDITURES	2,446.28	4,780.81	42	4,005.59	23	6,726.37	39	0.00	17,157.00	10,430.63
NET CHANGE IN FUND BALANCE	-631.15	1,290.31		-2,442.23		-542.82		0.00	243.00	785.82



FUND DEPT 2621-041 : STS ATTY DRUG FORFEITURES - STATES ATTORNEY

7/10/2023 11:49:07 AM

PERIOD ENDING 6/30/2023

	ACTUAL LAST YEAR			ACTUAL THIS YEAR				ENCUMBRANCE	BUDGET	UNENCUMBERED BALANCE
	CURRENT MONTH	YEAR TO DATE	%	CURRENT MONTH	%	YEAR TO DATE	%			
REVENUES										
4005 FINES AND FORFEITURES	1,705.15	43,983.85	183	374.87	2	12,103.99	50	0.00	24,000.00	11,896.01
4008 INVESTMENT EARNINGS	81.32	226.54	0	2.41	3	1,049.05	139 9	0.00	75.00	-974.05
TOTAL REVENUES	1,786.47	44,210.39	184	377.28	2	13,153.04	55	0.00	24,075.00	10,921.96
EXPENDITURES										
5010 COMMODITIES	3,609.19	7,404.85	13	2,242.86	4	20,537.97	37	0.00	55,375.00	34,837.03
5020 SERVICES	0.00	16,434.70	35	628.00	1	12,604.88	24	0.00	51,800.00	39,195.12
TOTAL EXPENDITURES	3,609.19	23,839.55	23	2,870.86	3	33,142.85	31	0.00	107,175.00	74,032.15
OTHER FINANCING SOURCES (USES)										
TOTAL OTHER FINANCING SOURCES (USES)	0.00	0.00		0.00		0.00		0.00	0.00	0.00
NET CHANGE IN FUND BALANCE	-1,822.72	20,370.84		-2,493.58		-19,989.81		0.00	-83,100.00	-63,110.19



FUND DEPT 2627-026 : PROPERTY TAX INT FEE FUND - COUNTY TREASURER

7/10/2023 11:49:07 AM

PERIOD ENDING 6/30/2023

	ACTUAL LAST YEAR			ACTUAL THIS YEAR				ENCUMBRANCE	BUDGET	UNENCUMBERED BALANCE
	CURRENT MONTH	YEAR TO DATE	%	CURRENT MONTH	%	YEAR TO DATE	%			
REVENUES										
4007 CHARGES FOR SERVICES	240.00	240.00	0	120.00	0	480.00	1	0.00	55,000.00	54,520.00
4008 INVESTMENT EARNINGS	0.07	33.50	2	0.02	0	142.56	7	0.00	2,000.00	1,857.44
TOTAL REVENUES	240.07	273.50	0	120.02	0	622.56	1	0.00	57,000.00	56,377.44
OTHER FINANCING SOURCES (USES)										
7001 OTHER FINANCING USES	0.00	0.00	0	0.00	0	0.00	0	0.00	-57,000.00	-57,000.00
TOTAL OTHER FINANCING SOURCES (USES)	0.00	0.00		0.00		0.00		0.00	-57,000.00	-57,000.00
NET CHANGE IN FUND BALANCE	240.07	273.50		120.02		622.56		0.00	0.00	-622.56



FUND DEPT 2628-022 : ELECTN ASSIST/ACCESSIBLTY - COUNTY CLERK

7/10/2023 11:49:07 AM

PERIOD ENDING 6/30/2023

	ACTUAL LAST YEAR			ACTUAL THIS YEAR				ENCUMBRANCE	BUDGET	UNENCUMBERED BALANCE
	CURRENT MONTH	YEAR TO DATE	%	CURRENT MONTH	%	YEAR TO DATE	%			
REVENUES										
4004 INTERGOVERNMENTAL REVENUE	9,637.25	9,637.25	4	0.00	0	0.00	0	0.00	230,607.00	230,607.00
TOTAL REVENUES	9,637.25	9,637.25	4	0.00	0	0.00	0	0.00	230,607.00	230,607.00
EXPENDITURES										
5001 SALARIES AND WAGES	1,876.91	6,742.04	19	182.00	0	7,121.25	10	0.00	70,000.00	62,878.75
5003 FRINGE BENEFITS	152.71	566.30	20	0.76	0	580.74	8	0.00	7,035.00	6,454.26
5010 COMMODITIES	65,410.24	65,410.24	65	0.00	0	0.00	0	0.00	17,288.00	17,288.00
5020 SERVICES	1,621.99	8,389.24	10	1,452.58	1	124,499.49	91	0.00	136,284.00	11,784.51
TOTAL EXPENDITURES	69,061.85	81,107.82	37	1,635.34	1	132,201.48	57	0.00	230,607.00	98,405.52
OTHER FINANCING SOURCES (USES)										
TOTAL OTHER FINANCING SOURCES (USES)	0.00	0.00		0.00		0.00		0.00	0.00	0.00
NET CHANGE IN FUND BALANCE	-59,424.60	-71,470.57		-1,635.34		-132,201.48		0.00	0.00	132,201.48



FUND DEPT 2629-010 : COUNTY HISTORICAL FUND - COUNTY BOARD

7/10/2023 11:49:07 AM

PERIOD ENDING 6/30/2023

	ACTUAL LAST YEAR			ACTUAL THIS YEAR				ENCUMBRANCE	BUDGET	UNENCUMBERED BALANCE
	CURRENT MONTH	YEAR TO DATE	%	CURRENT MONTH	%	YEAR TO DATE	%			
REVENUES										
4008 INVESTMENT EARNINGS	5.52	14.97	150	0.27	1	95.39	318	0.00	30.00	-65.39
TOTAL REVENUES	5.52	14.97	150	0.27	1	95.39	318	0.00	30.00	-65.39
EXPENDITURES										
5020 SERVICES	0.00	0.00	0	0.00	0	0.00	0	0.00	5,000.00	5,000.00
TOTAL EXPENDITURES	0.00	0.00	0	0.00	0	0.00	0	0.00	5,000.00	5,000.00
NET CHANGE IN FUND BALANCE	5.52	14.97		0.27		95.39		0.00	-4,970.00	-5,065.39



FUND DEPT 2630-030 : CIR CLK OPERATION & ADMIN - CIRCUIT CLERK

7/10/2023 11:49:07 AM

PERIOD ENDING 6/30/2023

	ACTUAL LAST YEAR			ACTUAL THIS YEAR				ENCUMBRANCE	BUDGET	UNENCUMBERED BALANCE
	CURRENT MONTH	YEAR TO DATE	%	CURRENT MONTH	%	YEAR TO DATE	%			
REVENUES										
4004 INTERGOVERNMENTAL REVENUE	0.00	0.00	0	0.00	0	4,301.00	15	0.00	28,301.00	24,000.00
4007 CHARGES FOR SERVICES	225,656.28	382,019.75	144	68,907.50	15	330,911.64	74	0.00	450,000.00	119,088.36
4008 INVESTMENT EARNINGS	155.56	274.58	0	5.52	0	4,223.74	0	0.00	0.00	-4,223.74
TOTAL REVENUES	225,811.84	382,294.33	144	68,913.02	14	339,436.38	71	0.00	478,301.00	138,864.62
EXPENDITURES										
5001 SALARIES AND WAGES	8,229.00	47,316.75	44	0.00	0	0.00	0	0.00	79,997.00	79,997.00
5003 FRINGE BENEFITS	1,086.43	10,608.88	41	0.00	0	0.00	0	0.00	21,125.00	21,125.00
5010 COMMODITIES	17,657.24	28,585.04	35	193.99	0	4,982.11	6	0.00	87,501.00	82,518.89
5020 SERVICES	40,191.00	40,557.96	54	686.50	0	36,904.72	19	0.00	193,482.00	156,577.28
TOTAL EXPENDITURES	67,163.67	127,068.63	44	880.49	0	41,886.83	11	0.00	382,105.00	340,218.17
OTHER FINANCING SOURCES (USES)										
TOTAL OTHER FINANCING SOURCES (USES)	0.00	0.00		0.00		0.00		0.00	0.00	0.00
NET CHANGE IN FUND BALANCE	158,648.17	255,225.70		68,032.53		297,549.55		0.00	96,196.00	-201,353.55



FUND DEPT 2632-030 : CIR CLK ELCTRNC CITATIONS - CIRCUIT CLERK

7/10/2023 11:49:07 AM

PERIOD ENDING 6/30/2023

	ACTUAL LAST YEAR			ACTUAL THIS YEAR				ENCUMBRANCE	BUDGET	UNENCUMBERED BALANCE
	CURRENT MONTH	YEAR TO DATE	%	CURRENT MONTH	%	YEAR TO DATE	%			
REVENUES										
4007 CHARGES FOR SERVICES	7,673.83	18,329.46	33	6,623.73	15	26,012.72	58	0.00	45,000.00	18,987.28
4008 INVESTMENT EARNINGS	143.94	383.88	0	8.77	0	2,957.31	0	0.00	0.00	-2,957.31
TOTAL REVENUES	7,817.77	18,713.34	34	6,632.50	15	28,970.03	64	0.00	45,000.00	16,029.97
EXPENDITURES										
5020 SERVICES	0.00	0.00	0	0.00	0	0.00	0	0.00	225,000.00	225,000.00
TOTAL EXPENDITURES	0.00	0.00	0	0.00	0	0.00	0	0.00	225,000.00	225,000.00
NET CHANGE IN FUND BALANCE	7,817.77	18,713.34		6,632.50		28,970.03		0.00	-180,000.00	-208,970.03



FUND DEPT 2633-041 : STS ATTY RECORDS AUTOMATN - STATES ATTORNEY

7/10/2023 11:49:07 AM

PERIOD ENDING 6/30/2023

	ACTUAL LAST YEAR			ACTUAL THIS YEAR				ENCUMBRANCE	BUDGET	UNENCUMBERED BALANCE
	CURRENT MONTH	YEAR TO DATE	%	CURRENT MONTH	%	YEAR TO DATE	%			
REVENUES										
4007 CHARGES FOR SERVICES	792.82	1,718.82	34	432.03	9	1,827.03	37	0.00	5,000.00	3,172.97
4008 INVESTMENT EARNINGS	5.53	14.45	48	0.27	2	84.60	564	0.00	15.00	-69.60
TOTAL REVENUES	798.35	1,733.27	34	432.30	9	1,911.63	38	0.00	5,015.00	3,103.37
EXPENDITURES										
5020 SERVICES	0.00	0.00	0	0.00	0	0.00	0	0.00	5,000.00	5,000.00
TOTAL EXPENDITURES	0.00	0.00	0	0.00	0	0.00	0	0.00	5,000.00	5,000.00
NET CHANGE IN FUND BALANCE	798.35	1,733.27		432.30		1,911.63		0.00	15.00	-1,896.63



FUND DEPT 2635-040 : CANNABIS REGULATION FUND - SHERIFF

7/10/2023 11:49:07 AM

PERIOD ENDING 6/30/2023

	ACTUAL LAST YEAR			ACTUAL THIS YEAR				ENCUMBRANCE	BUDGET	UNENCUMBERED BALANCE
	CURRENT MONTH	YEAR TO DATE	%	CURRENT MONTH	%	YEAR TO DATE	%			
REVENUES										
4004 INTERGOVERNMENTAL REVENUE	0.00	9,039.07	19	3,621.68	8	11,628.79	24	0.00	48,000.00	36,371.21
4008 INVESTMENT EARNINGS	34.64	85.39	0	3.23	3	1,084.79	108 5	0.00	100.00	-984.79
TOTAL REVENUES	34.64	9,124.46	19	3,624.91	8	12,713.58	26	0.00	48,100.00	35,386.42
EXPENDITURES										
5010 COMMODITIES	0.00	0.00	0	0.00	0	7,650.00	31	0.00	25,000.00	17,350.00
5020 SERVICES	0.00	0.00	0	0.00	0	0.00	0	0.00	23,000.00	23,000.00
TOTAL EXPENDITURES	0.00	0.00	0	0.00	0	7,650.00	16	0.00	48,000.00	40,350.00
NET CHANGE IN FUND BALANCE	34.64	9,124.46		3,624.91		5,063.58		0.00	100.00	-4,963.58



FUND DEPT 2638-042 : CORONER STATUTORY FEES - CORONER

7/10/2023 11:49:07 AM

PERIOD ENDING 6/30/2023

	ACTUAL LAST YEAR			ACTUAL THIS YEAR				ENCUMBRANCE	BUDGET	UNENCUMBERED BALANCE
	CURRENT MONTH	YEAR TO DATE	%	CURRENT MONTH	%	YEAR TO DATE	%			
REVENUES										
4007 CHARGES FOR SERVICES	4,896.33	32,790.94	53	6,746.53	10	28,534.55	43	0.00	66,000.00	37,465.45
TOTAL REVENUES	4,896.33	32,790.94	53	6,746.53	10	28,534.55	43	0.00	66,000.00	37,465.45
EXPENDITURES										
5010 COMMODITIES	1,585.76	5,058.11	23	0.00	0	9,295.06	35	0.00	26,630.00	17,334.94
5020 SERVICES	889.77	6,394.50	44	1,661.29	11	7,158.57	49	0.00	14,650.00	7,491.43
8000 CAPITAL OUTLAY	0.00	0.00	0	0.00	0	0.00	0	0.00	45,000.00	45,000.00
TOTAL EXPENDITURES	2,475.53	11,452.61	32	1,661.29	2	16,453.63	19	0.00	86,280.00	69,826.37
NET CHANGE IN FUND BALANCE	2,420.80	21,338.33		5,085.24		12,080.92		0.00	-20,280.00	-32,360.92



FUND DEPT 2638-140 : CORONER STATUTORY FEES - CORRECTIONAL CENTER

7/10/2023 11:49:07 AM

PERIOD ENDING 6/30/2023

	ACTUAL LAST YEAR			ACTUAL THIS YEAR				ENCUMBRANCE	BUDGET	UNENCUMBERED BALANCE
	CURRENT MONTH	YEAR TO DATE	%	CURRENT MONTH	%	YEAR TO DATE	%			
EXPENDITURES										
TOTAL EXPENDITURES	0.00	0.00	0	0.00	0	0.00	0	0.00	0.00	0.00
NET CHANGE IN FUND BALANCE	0.00	0.00		0.00		0.00		0.00	0.00	0.00



FUND DEPT 2658-140 : JAIL COMMISSARY - CORRECTIONAL CENTER

7/10/2023 11:49:07 AM

PERIOD ENDING 6/30/2023

	ACTUAL LAST YEAR			ACTUAL THIS YEAR				ENCUMBRANCE	BUDGET	UNENCUMBERED BALANCE
	CURRENT MONTH	YEAR TO DATE	%	CURRENT MONTH	%	YEAR TO DATE	%			
REVENUES										
4008 INVESTMENT EARNINGS	344.11	906.54	91	19.72	2	6,800.38	523	0.00	1,300.00	-5,500.38
4009 MISCELLANEOUS REVENUES	8,970.35	54,336.69	54	13,909.83	13	38,354.89	35	0.00	110,000.00	71,645.11
TOTAL REVENUES	9,314.46	55,243.23	54	13,929.55	13	45,155.27	41	0.00	111,300.00	66,144.73
EXPENDITURES										
5010 COMMODITIES	103.15	867.75	2	433.91	3	3,259.00	19	0.00	17,000.00	13,741.00
5020 SERVICES	1,416.21	17,393.08	8	32.68	0	4,000.25	13	0.00	30,660.00	26,659.75
8000 CAPITAL OUTLAY	0.00	0.00	0	0.00	0	0.00	0	0.00	45,000.00	45,000.00
TOTAL EXPENDITURES	1,519.36	18,260.83	6	466.59	1	7,259.25	8	0.00	92,660.00	85,400.75
NET CHANGE IN FUND BALANCE	7,795.10	36,982.40		13,462.96		37,896.02		0.00	18,640.00	-19,256.02



FUND DEPT 2659-140 : COUNTY JAIL MEDICAL COSTS - CORRECTIONAL CENTER

7/10/2023 11:49:07 AM

PERIOD ENDING 6/30/2023

	ACTUAL LAST YEAR			ACTUAL THIS YEAR				ENCUMBRANCE	BUDGET	UNENCUMBERED BALANCE
	CURRENT MONTH	YEAR TO DATE	%	CURRENT MONTH	%	YEAR TO DATE	%			
REVENUES										
4007 CHARGES FOR SERVICES	1,176.77	2,771.77	12	440.63	2	2,349.54	12	0.00	20,000.00	17,650.46
4008 INVESTMENT EARNINGS	2.78	8.33	8	0.15	2	57.85	578	0.00	10.00	-47.85
TOTAL REVENUES	1,179.55	2,780.10	12	440.78	2	2,407.39	12	0.00	20,010.00	17,602.61
OTHER FINANCING SOURCES (USES)										
7001 OTHER FINANCING USES	0.00	0.00	0	0.00	0	0.00	0	0.00	-20,010.00	-20,010.00
TOTAL OTHER FINANCING SOURCES (USES)	0.00	0.00		0.00		0.00		0.00	-20,010.00	-20,010.00
NET CHANGE IN FUND BALANCE	1,179.55	2,780.10		440.78		2,407.39		0.00	0.00	-2,407.39



FUND DEPT 2670-022 : COUNTY CLK AUTOMATION FND - COUNTY CLERK

7/10/2023 11:49:07 AM

PERIOD ENDING 6/30/2023

	ACTUAL LAST YEAR			ACTUAL THIS YEAR				ENCUMBRANCE	BUDGET	UNENCUMBERED BALANCE
	CURRENT MONTH	YEAR TO DATE	%	CURRENT MONTH	%	YEAR TO DATE	%			
REVENUES										
4007 CHARGES FOR SERVICES	1,548.00	7,794.00	31	0.00	0	6,624.00	26	0.00	25,000.00	18,376.00
4008 INVESTMENT EARNINGS	16.18	43.95	22	0.98	0	382.59	191	0.00	200.00	-182.59
4009 MISCELLANEOUS REVENUES	680.20	10,131.75	253	0.00	0	1,558.00	12	0.00	12,500.00	10,942.00
TOTAL REVENUES	2,244.38	17,969.70	62	0.98	0	8,564.59	23	0.00	37,700.00	29,135.41
EXPENDITURES										
5010 COMMODITIES	528.05	9,367.20	74	0.00	0	0.00	0	0.00	11,500.00	11,500.00
5020 SERVICES	0.00	11,675.62	71	0.00	0	12,462.41	67	0.00	18,700.00	6,237.59
TOTAL EXPENDITURES	528.05	21,042.82	72	0.00	0	12,462.41	41	0.00	30,200.00	17,737.59
NET CHANGE IN FUND BALANCE	1,716.33	-3,073.12		0.98		-3,897.82		0.00	7,500.00	11,397.82



FUND DEPT 2671-030 : COURT DOCUMENT STORAGE FD - CIRCUIT CLERK

7/10/2023 11:49:07 AM

PERIOD ENDING 6/30/2023

	ACTUAL LAST YEAR			ACTUAL THIS YEAR				ENCUMBRANCE	BUDGET	UNENCUMBERED BALANCE
	CURRENT MONTH	YEAR TO DATE	%	CURRENT MONTH	%	YEAR TO DATE	%			
REVENUES										
4004 INTERGOVERNMENTAL REVENUE	0.00	0.00	0	0.00	0	79,981.60	100	0.00	79,981.60	0.00
4007 CHARGES FOR SERVICES	34,194.73	86,697.62	39	23,098.09	12	102,003.86	51	0.00	200,000.00	97,996.14
4008 INVESTMENT EARNINGS	9.63	32.81	0	4.01	0	1,232.34	0	0.00	0.00	-1,232.34
TOTAL REVENUES	34,204.36	86,730.43	39	23,102.10	8	183,217.80	65	0.00	279,981.60	96,763.80
EXPENDITURES										
5001 SALARIES AND WAGES	6,508.60	37,424.42	44	5,811.90	7	30,145.26	34	0.00	87,544.00	57,398.74
5003 FRINGE BENEFITS	851.90	9,422.82	27	426.08	1	3,338.12	10	0.00	34,358.00	31,019.88
5010 COMMODITIES	0.00	22,769.38	55	4,749.86	7	33,307.21	51	0.00	65,745.60	32,438.39
5020 SERVICES	85.00	7,936.57	15	225.00	0	47,525.00	72	10,617.00	65,569.00	7,427.00
8000 CAPITAL OUTLAY	0.00	0.00	0	0.00	0	36,358.00	72	0.00	50,458.00	14,100.00
TOTAL EXPENDITURES	7,445.50	77,553.19	35	11,212.84	4	150,673.59	50	10,617.00	303,674.60	142,384.01
OTHER FINANCING SOURCES (USES)										
TOTAL OTHER FINANCING SOURCES (USES)	0.00	0.00		0.00		0.00		0.00	0.00	0.00
NET CHANGE IN FUND BALANCE	26,758.86	9,177.24		11,889.26		32,544.21		-10,617.00	-23,693.00	-45,620.21



FUND DEPT 2675-041 : VICTIM ADVOCACY GRT-ICJIA - STATES ATTORNEY

7/10/2023 11:49:07 AM

PERIOD ENDING 6/30/2023

	ACTUAL LAST YEAR			ACTUAL THIS YEAR				ENCUMBRANCE	BUDGET	UNENCUMBERED BALANCE
	CURRENT MONTH	YEAR TO DATE	%	CURRENT MONTH	%	YEAR TO DATE	%			
REVENUES										
TOTAL REVENUES	0.00	0.00	0	0.00	0	0.00	0	0.00	0.00	0.00
EXPENDITURES										
TOTAL EXPENDITURES	0.00	0.00	0	0.00	0	0.00	0	0.00	0.00	0.00
OTHER FINANCING SOURCES (USES)										
TOTAL OTHER FINANCING SOURCES (USES)	0.00	0.00		0.00		0.00		0.00	0.00	0.00
NET CHANGE IN FUND BALANCE	0.00	0.00		0.00		0.00		0.00	0.00	0.00



FUND DEPT 2676-011 : SOLID WASTE MANAGEMENT - SOLID WASTE MGMT

7/10/2023 11:49:07 AM

PERIOD ENDING 6/30/2023

	ACTUAL LAST YEAR			ACTUAL THIS YEAR				ENCUMBRANCE	BUDGET	UNENCUMBERED BALANCE
	CURRENT MONTH	YEAR TO DATE	%	CURRENT MONTH	%	YEAR TO DATE	%			
REVENUES										
4004 INTERGOVERNMENTAL REVENUE	8,555.39	10,039.39	40	0.00	0	3,360.00	11	0.00	30,200.00	26,840.00
4006 LICENSES AND PERMITS	0.00	2,485.00	57	0.00	0	1,330.00	30	0.00	4,375.00	3,045.00
4008 INVESTMENT EARNINGS	5.94	19.61	78	0.12	0	161.70	0	0.00	0.00	-161.70
4009 MISCELLANEOUS REVENUES	1,395.00	5,110.00	102	0.00	0	0.00	0	0.00	0.00	0.00
TOTAL REVENUES	9,956.33	17,654.00	51	0.12	0	4,851.70	14	0.00	34,575.00	29,723.30
EXPENDITURES										
5010 COMMODITIES	0.00	417.98	52	0.00	0	0.00	0	0.00	839.00	839.00
5020 SERVICES	2,953.33	19,652.73	50	1,440.00	4	18,833.01	48	0.00	39,000.00	20,166.99
TOTAL EXPENDITURES	2,953.33	20,070.71	50	1,440.00	4	18,833.01	47	0.00	39,839.00	21,005.99
NET CHANGE IN FUND BALANCE	7,003.00	-2,416.71		-1,439.88		-13,981.31		0.00	-5,264.00	8,717.31



FUND DEPT 2679-179 : CHILD ADVOCACY CENTER - CHILD ADVOCACY CENTER

7/10/2023 11:49:07 AM

PERIOD ENDING 6/30/2023

	ACTUAL LAST YEAR			ACTUAL THIS YEAR				ENCUMBRANCE	BUDGET	UNENCUMBERED BALANCE
	CURRENT MONTH	YEAR TO DATE	%	CURRENT MONTH	%	YEAR TO DATE	%			
REVENUES										
4004 INTERGOVERNMENTAL REVENUE	30,116.68	127,213.73	32	39,498.75	12	159,932.66	48	0.00	336,575.00	176,642.34
4008 INVESTMENT EARNINGS	0.00	0.47	0	0.43	2	0.43	2	0.00	20.00	19.57
4009 MISCELLANEOUS REVENUES	724.29	5,285.59	81	0.00	0	16,039.21	222	0.00	7,223.00	-8,816.21
TOTAL REVENUES	30,840.97	132,499.79	33	39,499.18	11	175,972.30	51	0.00	343,818.00	167,845.70
EXPENDITURES										
5001 SALARIES AND WAGES	15,100.00	89,877.48	48	19,760.11	12	82,333.80	48	0.00	171,255.00	88,921.20
5003 FRINGE BENEFITS	1,955.36	25,182.60	43	4,110.90	8	25,002.95	48	0.00	51,972.00	26,969.05
5010 COMMODITIES	4,113.29	13,686.81	36	1,095.71	18	2,810.35	46	0.00	6,143.95	3,333.60
5020 SERVICES	10,576.60	58,703.51	48	7,649.54	7	48,181.94	43	0.00	111,407.05	63,225.11
TOTAL EXPENDITURES	31,745.25	187,450.40	46	32,616.26	10	158,329.04	46	0.00	340,778.00	182,448.96
NET CHANGE IN FUND BALANCE	-904.28	-54,950.61		6,882.92		17,643.26		0.00	3,040.00	-14,603.26



FUND DEPT 2685-031 : SPECIALTY COURTS FUND - CIRCUIT COURT

7/10/2023 11:49:07 AM

PERIOD ENDING 6/30/2023

	ACTUAL LAST YEAR			ACTUAL THIS YEAR				ENCUMBRANCE	BUDGET	UNENCUMBERED BALANCE
	CURRENT MONTH	YEAR TO DATE	%	CURRENT MONTH	%	YEAR TO DATE	%			
REVENUES										
4004 INTERGOVERNMENTAL REVENUE	0.00	0.00	0	4,002.90	8	14,367.25	29	0.00	49,351.00	34,983.75
4007 CHARGES FOR SERVICES	2,618.00	5,987.50	22	1,471.00	5	6,046.50	22	0.00	27,600.00	21,553.50
4008 INVESTMENT EARNINGS	70.35	199.63	200	3.75	4	1,351.75	135 2	0.00	100.00	-1,251.75
TOTAL REVENUES	2,688.35	6,187.13	8	5,477.65	7	21,765.50	28	0.00	77,051.00	55,285.50
EXPENDITURES										
5001 SALARIES AND WAGES	3,667.60	14,004.08	29	5,670.00	10	23,625.00	43	0.00	54,689.00	31,064.00
5003 FRINGE BENEFITS	471.25	1,736.89	10	405.61	2	2,550.59	14	0.00	18,395.00	15,844.41
5010 COMMODITIES	0.00	0.00	0	0.00	0	338.53	23	0.00	1,500.00	1,161.47
5020 SERVICES	1,259.76	2,914.05	23	276.36	2	2,978.55	27	0.00	11,100.00	8,121.45
TOTAL EXPENDITURES	5,398.61	18,655.02	24	6,351.97	7	29,492.67	34	0.00	85,684.00	56,191.33
OTHER FINANCING SOURCES (USES)										
TOTAL OTHER FINANCING SOURCES (USES)	0.00	0.00		0.00		0.00		0.00	0.00	0.00
NET CHANGE IN FUND BALANCE	-2,710.26	-12,467.89		-874.32		-7,727.17		0.00	-8,633.00	-905.83



FUND DEPT 2685-140 : SPECIALTY COURTS FUND - CORRECTIONAL CENTER

7/10/2023 11:49:07 AM

PERIOD ENDING 6/30/2023

	ACTUAL LAST YEAR			ACTUAL THIS YEAR				ENCUMBRANCE	BUDGET	UNENCUMBERED BALANCE
	CURRENT MONTH	YEAR TO DATE	%	CURRENT MONTH	%	YEAR TO DATE	%			
REVENUES										
TOTAL REVENUES	0.00	0.00	0	0.00	0	0.00	0	0.00	0.00	0.00
NET CHANGE IN FUND BALANCE	0.00	0.00		0.00		0.00		0.00	0.00	0.00



FUND DEPT 2840-016 : ARPA - ADMINISTRATIVE SERVICES

7/10/2023 11:49:07 AM

PERIOD ENDING 6/30/2023

	ACTUAL LAST YEAR			ACTUAL THIS YEAR				ENCUMBRANCE	BUDGET	UNENCUMBERED BALANCE
	CURRENT MONTH	YEAR TO DATE	%	CURRENT MONTH	%	YEAR TO DATE	%			
REVENUES										
4008 INVESTMENT EARNINGS	1,852.80	9,264.35	7	2,643.33	2	142,614.31	119	0.00	120,000.00	-22,614.31
TOTAL REVENUES	1,852.80	9,264.35	0	2,643.33	2	142,614.31	119	0.00	120,000.00	-22,614.31
EXPENDITURES										
5001 SALARIES AND WAGES	2,656.50	15,299.75	70	0.00	0	0.00	0	0.00	0.00	0.00
5003 FRINGE BENEFITS	219.50	1,586.27	71	0.00	0	0.00	0	0.00	0.00	0.00
TOTAL EXPENDITURES	2,876.00	16,886.02	70	0.00	0	0.00	0	0.00	0.00	0.00
OTHER FINANCING SOURCES (USES)										
7001 OTHER FINANCING USES	0.00	-16,912.00	1	-8,029.44	0	-36,061.22	1	0.00	-6,456,917.00	-6,420,855.78
TOTAL OTHER FINANCING SOURCES (USES)	0.00	-16,912.00		-8,029.44		-36,061.22		0.00	-6,456,917.00	-6,420,855.78
NET CHANGE IN FUND BALANCE	-1,023.20	-24,533.67		-5,386.11		106,553.09		0.00	-6,336,917.00	-6,443,470.09



FUND DEPT 2840-043 : ARPA - EMERGENCY MGMT AGCY (EMA)

7/10/2023 11:49:07 AM

PERIOD ENDING 6/30/2023

	ACTUAL LAST YEAR			ACTUAL THIS YEAR				ENCUMBRANCE	BUDGET	UNENCUMBERED BALANCE
	CURRENT MONTH	YEAR TO DATE	%	CURRENT MONTH	%	YEAR TO DATE	%			
REVENUES										
TOTAL REVENUES	<i>0.00</i>	<i>0.00</i>	<i>0</i>	<i>0.00</i>	<i>0</i>	<i>0.00</i>	<i>0</i>	<i>0.00</i>	<i>0.00</i>	<i>0.00</i>
EXPENDITURES										
TOTAL EXPENDITURES	<i>0.00</i>	<i>0.00</i>	<i>0</i>	<i>0.00</i>	<i>0</i>	<i>0.00</i>	<i>0</i>	<i>0.00</i>	<i>0.00</i>	<i>0.00</i>
NET CHANGE IN FUND BALANCE	<i>0.00</i>	<i>0.00</i>		<i>0.00</i>		<i>0.00</i>		<i>0.00</i>	<i>0.00</i>	<i>0.00</i>




FUND DEPT 2840-075 : ARPA - GENERAL COUNTY

7/10/2023 11:49:07 AM

PERIOD ENDING 6/30/2023

	ACTUAL LAST YEAR			ACTUAL THIS YEAR				ENCUMBRANCE	BUDGET	UNENCUMBERED BALANCE
	CURRENT MONTH	YEAR TO DATE	%	CURRENT MONTH	%	YEAR TO DATE	%			
EXPENDITURES										
5001 SALARIES AND WAGES	0.00	593,388.00	100	0.00	0	0.00	0	0.00	0.00	0.00
5003 FRINGE BENEFITS	0.00	165,410.70	100	0.00	0	0.00	0	0.00	0.00	0.00
5010 COMMODITIES	21,110.32	58,565.32	45	6,913.48	41	16,846.65	100	0.00	16,865.00	18.35
5020 SERVICES	114,658.03	668,751.66	7	410,316.49	6	1,260,553.62	17	5,698.00	7,359,512.00	6,093,260.38
8000 CAPITAL OUTLAY	98.98	2,396,895.48	31	2,000,000.00	24	2,507,531.00	30	525,710.00	8,293,688.00	5,260,447.00
TOTAL EXPENDITURES	135,867.33	3,883,011.16	22	2,417,229.97	15	3,784,931.27	24	531,408.00	15,670,065.00	11,353,725.73
NET CHANGE IN FUND BALANCE	-135,867.33	-3,883,011.16		-2,417,229.97		-3,784,931.27		-531,408.00	-15,670,065.00	-11,353,725.73



FUND DEPT 2932-932 : INDOOR CLIMATE RESOURCES AGENCY - INDOOR CLIMATE RESOURCES AGENCY

7/10/2023 11:49:07 AM

PERIOD ENDING 6/30/2023

	ACTUAL LAST YEAR			ACTUAL THIS YEAR				ENCUMBRANCE	BUDGET	UNENCUMBERED BALANCE
	CURRENT MONTH	YEAR TO DATE	%	CURRENT MONTH	%	YEAR TO DATE	%			
REVENUES										
TOTAL REVENUES	0.00	0.00	0	0.00	0	0.00	0	0.00	0.00	0.00
EXPENDITURES										
TOTAL EXPENDITURES	0.00	0.00	0	0.00	0	0.00	0	0.00	0.00	0.00
NET CHANGE IN FUND BALANCE	0.00	0.00		0.00		0.00		0.00	0.00	0.00



FUND DEPT 3105-010 : CAPITAL ASSET REPLCMT FND - COUNTY BOARD

7/10/2023 11:49:07 AM

PERIOD ENDING 6/30/2023

	ACTUAL LAST YEAR			ACTUAL THIS YEAR				ENCUMBRANCE	BUDGET	UNENCUMBERED BALANCE
	CURRENT MONTH	YEAR TO DATE	%	CURRENT MONTH	%	YEAR TO DATE	%			
REVENUES										
4008 INVESTMENT EARNINGS	9,674.88	22,828.34	571	2.49	0	168,413.90	561	0.00	30,000.00	-138,413.90
TOTAL REVENUES	9,674.88	22,828.34	571	2.49	0	168,413.90	561	0.00	30,000.00	-138,413.90
EXPENDITURES										
5010 COMMODITIES	0.00	0.00	0	0.00	0	0.00	0	0.00	2,000.00	2,000.00
5020 SERVICES	1,050.00	664,462.57	18	40,691.75	3	255,534.34	20	0.00	1,308,000.00	1,052,465.66
TOTAL EXPENDITURES	1,050.00	664,462.57	18	40,691.75	3	255,534.34	20	0.00	1,310,000.00	1,054,465.66
OTHER FINANCING SOURCES (USES)										
6001 OTHER FINANCING SOURCES	0.00	0.00	0	0.00	0	0.00	0	0.00	200,000.00	200,000.00
TOTAL OTHER FINANCING SOURCES (USES)	0.00	0.00		0.00		0.00		0.00	200,000.00	200,000.00
NET CHANGE IN FUND BALANCE	8,624.88	-641,634.23		-40,689.26		-87,120.44		0.00	-1,080,000.00	-992,879.56



FUND DEPT 3105-016 : CAPITAL ASSET REPLCMT FND - ADMINISTRATIVE SERVICES

7/10/2023 11:49:07 AM

PERIOD ENDING 6/30/2023

	ACTUAL LAST YEAR			ACTUAL THIS YEAR				ENCUMBRANCE	BUDGET	UNENCUMBERED BALANCE
	CURRENT MONTH	YEAR TO DATE	%	CURRENT MONTH	%	YEAR TO DATE	%			
REVENUES										
TOTAL REVENUES	0.00	0.00	0	0.00	0	0.00	0	0.00	0.00	0.00
EXPENDITURES										
5010 COMMODITIES	0.00	0.00	0	0.00	0	0.00	0	0.00	10,057.00	10,057.00
5020 SERVICES	0.00	0.00	0	0.00	0	0.00	0	0.00	35,000.00	35,000.00
8000 CAPITAL OUTLAY	0.00	0.00	0	0.00	0	0.00	0	0.00	19,909.00	19,909.00
TOTAL EXPENDITURES	0.00	0.00	0	0.00	0	0.00	0	0.00	64,966.00	64,966.00
OTHER FINANCING SOURCES (USES)										
6001 OTHER FINANCING SOURCES	0.00	0.00	0	0.00	0	0.00	0	0.00	35,384.00	35,384.00
TOTAL OTHER FINANCING SOURCES (USES)	0.00	0.00		0.00		0.00		0.00	35,384.00	35,384.00
NET CHANGE IN FUND BALANCE	0.00	0.00		0.00		0.00		0.00	-29,582.00	-29,582.00



FUND DEPT 3105-020 : CAPITAL ASSET REPLCMT FND - AUDITOR

7/10/2023 11:49:07 AM

PERIOD ENDING 6/30/2023

	ACTUAL LAST YEAR			ACTUAL THIS YEAR				ENCUMBRANCE	BUDGET	UNENCUMBERED BALANCE
	CURRENT MONTH	YEAR TO DATE	%	CURRENT MONTH	%	YEAR TO DATE	%			
EXPENDITURES										
5010 COMMODITIES	0.00	0.00	0	0.00	0	0.00	0	0.00	4,950.00	4,950.00
TOTAL EXPENDITURES	0.00	0.00	0	0.00	0	0.00	0	0.00	4,950.00	4,950.00
OTHER FINANCING SOURCES (USES)										
6001 OTHER FINANCING SOURCES	0.00	0.00	0	0.00	0	0.00	0	0.00	1,257.00	1,257.00
TOTAL OTHER FINANCING SOURCES (USES)	0.00	0.00		0.00		0.00		0.00	1,257.00	1,257.00
NET CHANGE IN FUND BALANCE	0.00	0.00		0.00		0.00		0.00	-3,693.00	-3,693.00



FUND DEPT 3105-021 : CAPITAL ASSET REPLCMT FND - BOARD OF REVIEW

7/10/2023 11:49:07 AM

PERIOD ENDING 6/30/2023

	ACTUAL LAST YEAR			ACTUAL THIS YEAR				ENCUMBRANCE	BUDGET	UNENCUMBERED BALANCE
	CURRENT MONTH	YEAR TO DATE	%	CURRENT MONTH	%	YEAR TO DATE	%			
EXPENDITURES										
TOTAL EXPENDITURES	0.00	0.00	0	0.00	0	0.00	0	0.00	0.00	0.00
OTHER FINANCING SOURCES (USES)										
TOTAL OTHER FINANCING SOURCES (USES)	0.00	0.00		0.00		0.00		0.00	0.00	0.00
NET CHANGE IN FUND BALANCE	0.00	0.00		0.00		0.00		0.00	0.00	0.00



FUND DEPT 3105-022 : CAPITAL ASSET REPLCMT FND - COUNTY CLERK

7/10/2023 11:49:07 AM

PERIOD ENDING 6/30/2023

	ACTUAL LAST YEAR			ACTUAL THIS YEAR				ENCUMBRANCE	BUDGET	UNENCUMBERED BALANCE
	CURRENT MONTH	YEAR TO DATE	%	CURRENT MONTH	%	YEAR TO DATE	%			
EXPENDITURES										
TOTAL EXPENDITURES	0.00	0.00	0	0.00	0	0.00	0	0.00	0.00	0.00
OTHER FINANCING SOURCES (USES)										
TOTAL OTHER FINANCING SOURCES (USES)	0.00	0.00		0.00		0.00		0.00	0.00	0.00
NET CHANGE IN FUND BALANCE	0.00	0.00		0.00		0.00		0.00	0.00	0.00



FUND DEPT 3105-025 : CAPITAL ASSET REPLCMT FND - SUPERVISOR OF ASSESSMENT

7/10/2023 11:49:07 AM

PERIOD ENDING 6/30/2023

	ACTUAL LAST YEAR			ACTUAL THIS YEAR				ENCUMBRANCE	BUDGET	UNENCUMBERED BALANCE
	CURRENT MONTH	YEAR TO DATE	%	CURRENT MONTH	%	YEAR TO DATE	%			
EXPENDITURES										
5010 COMMODITIES	0.00	0.00	0	0.00	0	0.00	0	0.00	7,869.00	7,869.00
5020 SERVICES	0.00	5,325.18	90	0.00	0	5,852.21	98	0.00	6,000.00	147.79
TOTAL EXPENDITURES	0.00	5,325.18	48	0.00	0	5,852.21	42	0.00	13,869.00	8,016.79
OTHER FINANCING SOURCES (USES)										
6001 OTHER FINANCING SOURCES	0.00	0.00	0	0.00	0	0.00	0	0.00	8,975.00	8,975.00
TOTAL OTHER FINANCING SOURCES (USES)	0.00	0.00		0.00		0.00		0.00	8,975.00	8,975.00
NET CHANGE IN FUND BALANCE	0.00	-5,325.18		0.00		-5,852.21		0.00	-4,894.00	958.21




FUND DEPT 3105-026 : CAPITAL ASSET REPLCMT FND - COUNTY TREASURER

7/10/2023 11:49:07 AM

PERIOD ENDING 6/30/2023

	ACTUAL LAST YEAR			ACTUAL THIS YEAR				ENCUMBRANCE	BUDGET	UNENCUMBERED BALANCE
	CURRENT MONTH	YEAR TO DATE	%	CURRENT MONTH	%	YEAR TO DATE	%			
EXPENDITURES										
5010 COMMODITIES	0.00	0.00	0	0.00	0	0.00	0	0.00	11,900.00	11,900.00
TOTAL EXPENDITURES	0.00	0.00	0	0.00	0	0.00	0	0.00	11,900.00	11,900.00
OTHER FINANCING SOURCES (USES)										
TOTAL OTHER FINANCING SOURCES (USES)	0.00	0.00		0.00		0.00		0.00	0.00	0.00
NET CHANGE IN FUND BALANCE	0.00	0.00		0.00		0.00		0.00	-11,900.00	-11,900.00



FUND DEPT 3105-028 : CAPITAL ASSET REPLCMT FND - INFORMATION TECHNOLOGY (IT)

7/10/2023 11:49:07 AM

PERIOD ENDING 6/30/2023

	ACTUAL LAST YEAR			ACTUAL THIS YEAR				ENCUMBRANCE	BUDGET	UNENCUMBERED BALANCE
	CURRENT MONTH	YEAR TO DATE	%	CURRENT MONTH	%	YEAR TO DATE	%			
REVENUES										
4009 MISCELLANEOUS REVENUES	0.00	0.00	0	0.00	0	35,205.31	0	0.00	0.00	-35,205.31
TOTAL REVENUES	0.00	0.00	0	0.00	0	35,205.31	0	0.00	0.00	-35,205.31
EXPENDITURES										
5010 COMMODITIES	0.00	19,333.99	69	0.00	0	0.00	0	172,905.00	179,262.00	6,357.00
5020 SERVICES	16,384.60	454,234.08	46	6,325.00	1	487,121.26	57	0.00	851,469.00	364,347.74
8000 CAPITAL OUTLAY	20,420.00	61,260.00	10	0.00	0	0.00	0	0.00	719,948.00	719,948.00
TOTAL EXPENDITURES	36,804.60	534,828.07	32	6,325.00	0	487,121.26	28	172,905.00	1,750,679.00	1,090,652.74
OTHER FINANCING SOURCES (USES)										
6001 OTHER FINANCING SOURCES	0.00	0.00	0	0.00	0	0.00	0	0.00	726,067.00	726,067.00
TOTAL OTHER FINANCING SOURCES (USES)	0.00	0.00		0.00		0.00		0.00	726,067.00	726,067.00
NET CHANGE IN FUND BALANCE	-36,804.60	-534,828.07		-6,325.00		-451,915.95		-172,905.00	-1,024,612.00	-399,791.05



FUND DEPT 3105-036 : CAPITAL ASSET REPLCMT FND - PUBLIC DEFENDER

7/10/2023 11:49:07 AM

PERIOD ENDING 6/30/2023

	ACTUAL LAST YEAR			ACTUAL THIS YEAR				ENCUMBRANCE	BUDGET	UNENCUMBERED BALANCE
	CURRENT MONTH	YEAR TO DATE	%	CURRENT MONTH	%	YEAR TO DATE	%			
EXPENDITURES										
5010 COMMODITIES	0.00	101.78	1	0.00	0	0.00	0	0.00	7,450.00	7,450.00
TOTAL EXPENDITURES	0.00	101.78	1	0.00	0	0.00	0	0.00	7,450.00	7,450.00
OTHER FINANCING SOURCES (USES)										
TOTAL OTHER FINANCING SOURCES (USES)	0.00	0.00		0.00		0.00		0.00	0.00	0.00
NET CHANGE IN FUND BALANCE	0.00	-101.78		0.00		0.00		0.00	-7,450.00	-7,450.00



FUND DEPT 3105-040 : CAPITAL ASSET REPLCMT FND - SHERIFF

7/10/2023 11:49:07 AM

PERIOD ENDING 6/30/2023

	ACTUAL LAST YEAR			ACTUAL THIS YEAR				ENCUMBRANCE	BUDGET	UNENCUMBERED BALANCE
	CURRENT MONTH	YEAR TO DATE	%	CURRENT MONTH	%	YEAR TO DATE	%			
EXPENDITURES										
5010 COMMODITIES	0.00	0.00	0	0.00	0	4,010.04	14	0.00	28,965.00	24,954.96
5020 SERVICES	8,520.00	25,560.00	56	8,520.00	25	25,560.00	75	0.00	34,080.00	8,520.00
TOTAL EXPENDITURES	8,520.00	25,560.00	10	8,520.00	14	29,570.04	47	0.00	63,045.00	33,474.96
OTHER FINANCING SOURCES (USES)										
6001 OTHER FINANCING SOURCES	0.00	0.00	0	0.00	0	0.00	0	0.00	48,367.00	48,367.00
TOTAL OTHER FINANCING SOURCES (USES)	0.00	0.00		0.00		0.00		0.00	48,367.00	48,367.00
NET CHANGE IN FUND BALANCE	-8,520.00	-25,560.00		-8,520.00		-29,570.04		0.00	-14,678.00	14,892.04



FUND DEPT 3105-041 : CAPITAL ASSET REPLCMT FND - STATES ATTORNEY

7/10/2023 11:49:07 AM

PERIOD ENDING 6/30/2023

	ACTUAL LAST YEAR			ACTUAL THIS YEAR				ENCUMBRANCE	BUDGET	UNENCUMBERED BALANCE
	CURRENT MONTH	YEAR TO DATE	%	CURRENT MONTH	%	YEAR TO DATE	%			
EXPENDITURES										
5010 COMMODITIES	0.00	493.00	1	0.00	0	0.00	0	0.00	4,850.00	4,850.00
TOTAL EXPENDITURES	0.00	493.00	1	0.00	0	0.00	0	0.00	4,850.00	4,850.00
OTHER FINANCING SOURCES (USES)										
6001 OTHER FINANCING SOURCES	0.00	0.00	0	0.00	0	0.00	0	0.00	81,422.00	81,422.00
TOTAL OTHER FINANCING SOURCES (USES)	0.00	0.00		0.00		0.00		0.00	81,422.00	81,422.00
NET CHANGE IN FUND BALANCE	0.00	-493.00		0.00		0.00		0.00	76,572.00	76,572.00




FUND DEPT 3105-042 : CAPITAL ASSET REPLCMT FND - CORONER

7/10/2023 11:49:07 AM

PERIOD ENDING 6/30/2023

	ACTUAL LAST YEAR			ACTUAL THIS YEAR				ENCUMBRANCE	BUDGET	UNENCUMBERED BALANCE
	CURRENT MONTH	YEAR TO DATE	%	CURRENT MONTH	%	YEAR TO DATE	%			
EXPENDITURES										
5010 COMMODITIES	0.00	14,568.14	53	0.00	0	0.00	0	0.00	14,206.00	14,206.00
TOTAL EXPENDITURES	0.00	14,568.14	40	0.00	0	0.00	0	0.00	14,206.00	14,206.00
OTHER FINANCING SOURCES (USES)										
TOTAL OTHER FINANCING SOURCES (USES)	0.00	0.00		0.00		0.00		0.00	0.00	0.00
NET CHANGE IN FUND BALANCE	0.00	-14,568.14		0.00		0.00		0.00	-14,206.00	-14,206.00



FUND DEPT 3105-043 : CAPITAL ASSET REPLCMT FND - EMERGENCY MGMT AGCY (EMA)

7/10/2023 11:49:07 AM

PERIOD ENDING 6/30/2023

	ACTUAL LAST YEAR			ACTUAL THIS YEAR				ENCUMBRANCE	BUDGET	UNENCUMBERED BALANCE
	CURRENT MONTH	YEAR TO DATE	%	CURRENT MONTH	%	YEAR TO DATE	%			
EXPENDITURES										
5010 COMMODITIES	0.00	0.00	0	0.00	0	0.00	0	0.00	4,225.00	4,225.00
8000 CAPITAL OUTLAY	0.00	0.00	0	0.00	0	0.00	0	0.00	116,200.00	116,200.00
TOTAL EXPENDITURES	0.00	0.00	0	0.00	0	0.00	0	0.00	120,425.00	120,425.00
OTHER FINANCING SOURCES (USES)										
6001 OTHER FINANCING SOURCES	0.00	0.00	0	0.00	0	0.00	0	0.00	15,692.00	15,692.00
TOTAL OTHER FINANCING SOURCES (USES)	0.00	0.00		0.00		0.00		0.00	15,692.00	15,692.00
NET CHANGE IN FUND BALANCE	0.00	0.00		0.00		0.00		0.00	-104,733.00	-104,733.00



FUND DEPT 3105-051 : CAPITAL ASSET REPLCMT FND - JUVENILE DETENTION CENTER

7/10/2023 11:49:07 AM

PERIOD ENDING 6/30/2023

	ACTUAL LAST YEAR			ACTUAL THIS YEAR				ENCUMBRANCE	BUDGET	UNENCUMBERED BALANCE
	CURRENT MONTH	YEAR TO DATE	%	CURRENT MONTH	%	YEAR TO DATE	%			
EXPENDITURES										
5010 COMMODITIES	0.00	0.00	0	0.00	0	0.00	0	6,369.00	12,656.00	6,287.00
5020 SERVICES	0.00	3,995.00	100	0.00	0	3,995.00	57	0.00	7,000.00	3,005.00
8000 CAPITAL OUTLAY	0.00	0.00	0	0.00	0	6,052.61	9	0.00	63,750.00	57,697.39
TOTAL EXPENDITURES	0.00	3,995.00	6	0.00	0	10,047.61	12	6,369.00	83,406.00	66,989.39
OTHER FINANCING SOURCES (USES)										
6001 OTHER FINANCING SOURCES	0.00	0.00	0	0.00	0	0.00	0	0.00	14,767.00	14,767.00
TOTAL OTHER FINANCING SOURCES (USES)	0.00	0.00		0.00		0.00		0.00	14,767.00	14,767.00
NET CHANGE IN FUND BALANCE	0.00	-3,995.00		0.00		-10,047.61		-6,369.00	-68,639.00	-52,222.39



FUND DEPT 3105-052 : CAPITAL ASSET REPLCMT FND - COURT SERVICES -PROBATION

7/10/2023 11:49:07 AM

PERIOD ENDING 6/30/2023

	ACTUAL LAST YEAR			ACTUAL THIS YEAR				ENCUMBRANCE	BUDGET	UNENCUMBERED BALANCE
	CURRENT MONTH	YEAR TO DATE	%	CURRENT MONTH	%	YEAR TO DATE	%			
EXPENDITURES										
5010 COMMODITIES	0.00	4,233.16	33	0.00	0	12,950.00	16	30,770.00	82,825.00	39,105.00
8000 CAPITAL OUTLAY	0.00	0.00	0	0.00	0	0.00	0	0.00	7,601.00	7,601.00
TOTAL EXPENDITURES	0.00	4,233.16	15	0.00	0	12,950.00	14	30,770.00	90,426.00	46,706.00
OTHER FINANCING SOURCES (USES)										
6001 OTHER FINANCING SOURCES	0.00	0.00	0	0.00	0	0.00	0	0.00	39,523.00	39,523.00
TOTAL OTHER FINANCING SOURCES (USES)	0.00	0.00		0.00		0.00		0.00	39,523.00	39,523.00
NET CHANGE IN FUND BALANCE	0.00	-4,233.16		0.00		-12,950.00		-30,770.00	-50,903.00	-7,183.00



FUND DEPT 3105-059 : CAPITAL ASSET REPLCMT FND - FACILITIES PLANNING

7/10/2023 11:49:07 AM

PERIOD ENDING 6/30/2023

	ACTUAL LAST YEAR			ACTUAL THIS YEAR				ENCUMBRANCE	BUDGET	UNENCUMBERED BALANCE
	CURRENT MONTH	YEAR TO DATE	%	CURRENT MONTH	%	YEAR TO DATE	%			
REVENUES										
4008 INVESTMENT EARNINGS	0.00	0.00	0	0.00	0	288,168.78	0	0.00	0.00	-288,168.78
4009 MISCELLANEOUS REVENUES	0.00	0.00	0	0.00	0	130,995.62	0	0.00	0.00	-130,995.62
TOTAL REVENUES	0.00	0.00	0	0.00	0	419,164.40	0	0.00	0.00	-419,164.40
EXPENDITURES										
5010 COMMODITIES	0.00	14,295.00	0	0.00	0	0.00	0	0.00	0.00	0.00
5020 SERVICES	17,000.05	47,127.02	8	0.00	0	7,251.96	2	0.00	350,000.00	342,748.04
8000 CAPITAL OUTLAY	18,138.54	1,423,750.24	31	3,312,992.98	7	8,179,702.56	17	53,629.17	46,916,315.00	38,682,983.27
TOTAL EXPENDITURES	35,138.59	1,485,172.26	29	3,312,992.98	7	8,186,954.52	17	53,629.17	47,266,315.00	39,025,731.31
OTHER FINANCING SOURCES (USES)										
6001 OTHER FINANCING SOURCES	0.00	0.00	0	0.00	0	0.00	0	0.00	9,460,000.00	9,460,000.00
TOTAL OTHER FINANCING SOURCES (USES)	0.00	0.00		0.00		0.00		0.00	9,460,000.00	9,460,000.00
NET CHANGE IN FUND BALANCE	-35,138.59	-1,485,172.26		-3,312,992.98		-7,767,790.12		-53,629.17	-37,806,315.00	-29,984,895.71



FUND DEPT 3105-071 : CAPITAL ASSET REPLCMT FND - PUBLIC PROP (PHYS, PLNT, FAC)

7/10/2023 11:49:07 AM

PERIOD ENDING 6/30/2023

	ACTUAL LAST YEAR			ACTUAL THIS YEAR				ENCUMBRANCE	BUDGET	UNENCUMBERED BALANCE
	CURRENT MONTH	YEAR TO DATE	%	CURRENT MONTH	%	YEAR TO DATE	%			
EXPENDITURES										
5010 COMMODITIES	0.00	0.00	0	0.00	0	0.00	0	0.00	73,150.00	73,150.00
8000 CAPITAL OUTLAY	14,925.00	38,107.00	50	0.00	0	0.00	0	69,393.00	102,150.00	32,757.00
TOTAL EXPENDITURES	14,925.00	38,107.00	44	0.00	0	0.00	0	69,393.00	175,300.00	105,907.00
OTHER FINANCING SOURCES (USES)										
6001 OTHER FINANCING SOURCES	0.00	0.00	0	0.00	0	0.00	0	0.00	135,247.00	135,247.00
TOTAL OTHER FINANCING SOURCES (USES)	0.00	0.00		0.00		0.00		0.00	135,247.00	135,247.00
NET CHANGE IN FUND BALANCE	-14,925.00	-38,107.00		0.00		0.00		-69,393.00	-40,053.00	29,340.00



FUND DEPT 3105-077 : CAPITAL ASSET REPLCMT FND - ZONING AND ENFORCE (P&Z)

7/10/2023 11:49:07 AM

PERIOD ENDING 6/30/2023

	ACTUAL LAST YEAR			ACTUAL THIS YEAR				ENCUMBRANCE	BUDGET	UNENCUMBERED BALANCE
	CURRENT MONTH	YEAR TO DATE	%	CURRENT MONTH	%	YEAR TO DATE	%			
EXPENDITURES										
5010 COMMODITIES	0.00	0.00	0	0.00	0	0.00	0	0.00	3,900.00	3,900.00
5020 SERVICES	0.00	0.00	0	0.00	0	0.00	0	0.00	30,080.00	30,080.00
TOTAL EXPENDITURES	0.00	0.00	0	0.00	0	0.00	0	0.00	33,980.00	33,980.00
OTHER FINANCING SOURCES (USES)										
6001 OTHER FINANCING SOURCES	0.00	0.00	0	0.00	0	0.00	0	0.00	6,455.00	6,455.00
TOTAL OTHER FINANCING SOURCES (USES)	0.00	0.00		0.00		0.00		0.00	6,455.00	6,455.00
NET CHANGE IN FUND BALANCE	0.00	0.00		0.00		0.00		0.00	-27,525.00	-27,525.00



FUND DEPT 3105-140 : CAPITAL ASSET REPLCMT FND - CORRECTIONAL CENTER

7/10/2023 11:49:07 AM

PERIOD ENDING 6/30/2023

	ACTUAL LAST YEAR			ACTUAL THIS YEAR				ENCUMBRANCE	BUDGET	UNENCUMBERED BALANCE
	CURRENT MONTH	YEAR TO DATE	%	CURRENT MONTH	%	YEAR TO DATE	%			
EXPENDITURES										
5010 COMMODITIES	0.00	0.00	0	0.00	0	0.00	0	0.00	32,422.00	32,422.00
5020 SERVICES	26,328.50	107,936.75	63	26,328.50	18	79,323.50	53	0.00	150,114.00	70,790.50
8000 CAPITAL OUTLAY	0.00	0.00	0	0.00	0	0.00	0	0.00	214,335.00	214,335.00
TOTAL EXPENDITURES	26,328.50	107,936.75	30	26,328.50	7	79,323.50	20	0.00	396,871.00	317,547.50
OTHER FINANCING SOURCES (USES)										
6001 OTHER FINANCING SOURCES	0.00	0.00	0	0.00	0	0.00	0	0.00	250,579.00	250,579.00
TOTAL OTHER FINANCING SOURCES (USES)	0.00	0.00		0.00		0.00		0.00	250,579.00	250,579.00
NET CHANGE IN FUND BALANCE	-26,328.50	-107,936.75		-26,328.50		-79,323.50		0.00	-146,292.00	-66,968.50



FUND DEPT 3303-010 : COURT COMPLEX CONSTR FUND - COUNTY BOARD

7/10/2023 11:49:07 AM

PERIOD ENDING 6/30/2023

	ACTUAL LAST YEAR			ACTUAL THIS YEAR				ENCUMBRANCE	BUDGET	UNENCUMBERED BALANCE
	CURRENT MONTH	YEAR TO DATE	%	CURRENT MONTH	%	YEAR TO DATE	%			
REVENUES										
4008 INVESTMENT EARNINGS	46.93	95.79	383	0.00	0	109.72	219	0.00	50.00	-59.72
TOTAL REVENUES	46.93	95.79	383	0.00	0	109.72	219	0.00	50.00	-59.72
EXPENDITURES										
5020 SERVICES	0.00	0.00	0	0.00	0	0.00	0	0.00	17,133.00	17,133.00
TOTAL EXPENDITURES	0.00	0.00	0	0.00	0	0.00	0	0.00	17,133.00	17,133.00
OTHER FINANCING SOURCES (USES)										
TOTAL OTHER FINANCING SOURCES (USES)	0.00	0.00		0.00		0.00		0.00	0.00	0.00
NET CHANGE IN FUND BALANCE	46.93	95.79		0.00		109.72		0.00	-17,083.00	-17,192.72



FUND DEPT 4074-010 : 2003 NURS HM BOND DBT SRV - COUNTY BOARD

7/10/2023 11:49:07 AM

PERIOD ENDING 6/30/2023

	ACTUAL LAST YEAR			ACTUAL THIS YEAR				ENCUMBRANCE	BUDGET	UNENCUMBERED BALANCE
	CURRENT MONTH	YEAR TO DATE	%	CURRENT MONTH	%	YEAR TO DATE	%			
REVENUES										
TOTAL REVENUES	<i>0.00</i>	<i>0.00</i>	<i>0</i>	<i>0.00</i>	<i>0</i>	<i>0.00</i>	<i>0</i>	<i>0.00</i>	<i>0.00</i>	<i>0.00</i>
EXPENDITURES										
TOTAL EXPENDITURES	<i>0.00</i>	<i>0.00</i>	<i>0</i>	<i>0.00</i>	<i>0</i>	<i>0.00</i>	<i>0</i>	<i>0.00</i>	<i>0.00</i>	<i>0.00</i>
OTHER FINANCING SOURCES (USES)										
TOTAL OTHER FINANCING SOURCES (USES)	<i>0.00</i>	<i>0.00</i>		<i>0.00</i>		<i>0.00</i>		<i>0.00</i>	<i>0.00</i>	<i>0.00</i>
NET CHANGE IN FUND BALANCE	0.00	0.00		0.00		0.00		0.00	0.00	0.00



FUND DEPT 4350-010 : HWY FACIL BOND DEBT SERVICE - COUNTY BOARD

7/10/2023 11:49:07 AM

PERIOD ENDING 6/30/2023

	ACTUAL LAST YEAR			ACTUAL THIS YEAR				ENCUMBRANCE	BUDGET	UNENCUMBERED BALANCE
	CURRENT MONTH	YEAR TO DATE	%	CURRENT MONTH	%	YEAR TO DATE	%			
REVENUES										
TOTAL REVENUES	0.00	0.00	0	0.00	0	0.00	0	0.00	0.00	0.00
OTHER FINANCING SOURCES (USES)										
TOTAL OTHER FINANCING SOURCES (USES)	0.00	0.00		0.00		0.00		0.00	0.00	0.00
NET CHANGE IN FUND BALANCE	0.00	0.00		0.00		0.00		0.00	0.00	0.00



FUND DEPT 5081-075 : NURSING HOME - GENERAL COUNTY

7/10/2023 11:49:07 AM

PERIOD ENDING 6/30/2023

	ACTUAL LAST YEAR			ACTUAL THIS YEAR				ENCUMBRANCE	BUDGET	UNENCUMBERED BALANCE
	CURRENT MONTH	YEAR TO DATE	%	CURRENT MONTH	%	YEAR TO DATE	%			
OTHER FINANCING SOURCES (USES)										
TOTAL OTHER FINANCING SOURCES (USES)	<i>0.00</i>	<i>0.00</i>		<i>0.00</i>		<i>0.00</i>		<i>0.00</i>	<i>0.00</i>	<i>0.00</i>
NET CHANGE IN FUND BALANCE	0.00	0.00		0.00		0.00		0.00	0.00	0.00



FUND DEPT 5081-120 : NURSING HOME - EMPLOYEE GROUP INSURANCE

7/10/2023 11:49:07 AM

PERIOD ENDING 6/30/2023

	ACTUAL LAST YEAR			ACTUAL THIS YEAR				ENCUMBRANCE	BUDGET	UNENCUMBERED BALANCE
	CURRENT MONTH	YEAR TO DATE	%	CURRENT MONTH	%	YEAR TO DATE	%			
OTHER FINANCING SOURCES (USES)										
TOTAL OTHER FINANCING SOURCES (USES)	<i>0.00</i>	<i>0.00</i>		<i>0.00</i>		<i>0.00</i>		<i>0.00</i>	<i>0.00</i>	<i>0.00</i>
NET CHANGE IN FUND BALANCE	0.00	0.00		0.00		0.00		0.00	0.00	0.00



FUND DEPT 5081-405 : NURSING HOME - NURSING HOME TRANSITION

7/10/2023 11:49:07 AM

PERIOD ENDING 6/30/2023

	ACTUAL LAST YEAR			ACTUAL THIS YEAR				ENCUMBRANCE	BUDGET	UNENCUMBERED BALANCE
	CURRENT MONTH	YEAR TO DATE	%	CURRENT MONTH	%	YEAR TO DATE	%			
REVENUES										
4009 MISCELLANEOUS REVENUES	0.00	111,265.38	101	0.00	0	0.00	0	0.00	0.00	0.00
TOTAL REVENUES	0.00	111,265.38	101	0.00	0	0.00	0	0.00	0.00	0.00
EXPENDITURES										
TOTAL EXPENDITURES	0.00	0.00	0	0.00	0	0.00	0	0.00	0.00	0.00
OTHER FINANCING SOURCES (USES)										
TOTAL OTHER FINANCING SOURCES (USES)	0.00	0.00		0.00		0.00		0.00	0.00	0.00
NET CHANGE IN FUND BALANCE	0.00	111,265.38		0.00		0.00		0.00	0.00	0.00



FUND DEPT 5081-410 : NURSING HOME - ADMINISTRATIVE

7/10/2023 11:49:07 AM

PERIOD ENDING 6/30/2023

	ACTUAL LAST YEAR			ACTUAL THIS YEAR				ENCUMBRANCE	BUDGET	UNENCUMBERED BALANCE
	CURRENT MONTH	YEAR TO DATE	%	CURRENT MONTH	%	YEAR TO DATE	%			
REVENUES										
4008 INVESTMENT EARNINGS	78.79	203.81	0	3.63	1	1,830.95	458	0.00	400.00	-1,430.95
TOTAL REVENUES	78.79	203.81	0	3.63	1	1,830.95	458	0.00	400.00	-1,430.95
EXPENDITURES										
5020 SERVICES	0.00	12,007.80	48	12,523.95	8	44,892.05	27	0.00	165,000.00	120,107.95
TOTAL EXPENDITURES	0.00	12,007.80	48	12,523.95	8	44,892.05	27	0.00	165,000.00	120,107.95
OTHER FINANCING SOURCES (USES)										
TOTAL OTHER FINANCING SOURCES (USES)	0.00	0.00		0.00		0.00		0.00	0.00	0.00
NET CHANGE IN FUND BALANCE	78.79	-11,803.99		-12,520.32		-43,061.10		0.00	-164,600.00	-121,538.90



FUND DEPT 5081-415 : NURSING HOME - ENVIRONMENTAL SERVICES

7/10/2023 11:49:07 AM

PERIOD ENDING 6/30/2023

	ACTUAL LAST YEAR			ACTUAL THIS YEAR				ENCUMBRANCE	BUDGET	UNENCUMBERED BALANCE
	CURRENT MONTH	YEAR TO DATE	%	CURRENT MONTH	%	YEAR TO DATE	%			
EXPENDITURES										
TOTAL EXPENDITURES	0.00	0.00	0	0.00	0	0.00	0	0.00	0.00	0.00
NET CHANGE IN FUND BALANCE	0.00	0.00		0.00		0.00		0.00	0.00	0.00



FUND DEPT 5081-420 : NURSING HOME - LAUNDRY

7/10/2023 11:49:07 AM

PERIOD ENDING 6/30/2023

	ACTUAL LAST YEAR			ACTUAL THIS YEAR				ENCUMBRANCE	BUDGET	UNENCUMBERED BALANCE
	CURRENT MONTH	YEAR TO DATE	%	CURRENT MONTH	%	YEAR TO DATE	%			
EXPENDITURES										
TOTAL EXPENDITURES	0.00	0.00	0	0.00	0	0.00	0	0.00	0.00	0.00
NET CHANGE IN FUND BALANCE	0.00	0.00		0.00		0.00		0.00	0.00	0.00




FUND DEPT 5081-425 : NURSING HOME - MAINTENANCE

7/10/2023 11:49:07 AM

PERIOD ENDING 6/30/2023

	ACTUAL LAST YEAR			ACTUAL THIS YEAR				ENCUMBRANCE	BUDGET	UNENCUMBERED BALANCE
	CURRENT MONTH	YEAR TO DATE	%	CURRENT MONTH	%	YEAR TO DATE	%			
EXPENDITURES										
TOTAL EXPENDITURES	0.00	0.00	0	0.00	0	0.00	0	0.00	0.00	0.00
NET CHANGE IN FUND BALANCE	0.00	0.00		0.00		0.00		0.00	0.00	0.00



FUND DEPT 5081-430 : NURSING HOME - NURSING SERVICES

7/10/2023 11:49:07 AM

PERIOD ENDING 6/30/2023

	ACTUAL LAST YEAR			ACTUAL THIS YEAR				ENCUMBRANCE	BUDGET	UNENCUMBERED BALANCE
	CURRENT MONTH	YEAR TO DATE	%	CURRENT MONTH	%	YEAR TO DATE	%			
EXPENDITURES										
TOTAL EXPENDITURES	0.00	0.00	0	0.00	0	0.00	0	0.00	0.00	0.00
NET CHANGE IN FUND BALANCE	0.00	0.00		0.00		0.00		0.00	0.00	0.00



FUND DEPT 5081-440 : NURSING HOME - ACTIVITIES

7/10/2023 11:49:07 AM

PERIOD ENDING 6/30/2023

	ACTUAL LAST YEAR			ACTUAL THIS YEAR				ENCUMBRANCE	BUDGET	UNENCUMBERED BALANCE
	CURRENT MONTH	YEAR TO DATE	%	CURRENT MONTH	%	YEAR TO DATE	%			
EXPENDITURES										
TOTAL EXPENDITURES	0.00	0.00	0	0.00	0	0.00	0	0.00	0.00	0.00
NET CHANGE IN FUND BALANCE	0.00	0.00		0.00		0.00		0.00	0.00	0.00



FUND DEPT 5081-441 : NURSING HOME - SOCIAL SERVICES

7/10/2023 11:49:07 AM

PERIOD ENDING 6/30/2023

	ACTUAL LAST YEAR			ACTUAL THIS YEAR				ENCUMBRANCE	BUDGET	UNENCUMBERED BALANCE
	CURRENT MONTH	YEAR TO DATE	%	CURRENT MONTH	%	YEAR TO DATE	%			
EXPENDITURES										
TOTAL EXPENDITURES	0.00	0.00	0	0.00	0	0.00	0	0.00	0.00	0.00
NET CHANGE IN FUND BALANCE	0.00	0.00		0.00		0.00		0.00	0.00	0.00



FUND DEPT 5081-445 : NURSING HOME - PHYSICAL THERAPY

7/10/2023 11:49:07 AM

PERIOD ENDING 6/30/2023

	ACTUAL LAST YEAR			ACTUAL THIS YEAR				ENCUMBRANCE	BUDGET	UNENCUMBERED BALANCE
	CURRENT MONTH	YEAR TO DATE	%	CURRENT MONTH	%	YEAR TO DATE	%			
EXPENDITURES										
TOTAL EXPENDITURES	0.00	0.00	0	0.00	0	0.00	0	0.00	0.00	0.00
NET CHANGE IN FUND BALANCE	0.00	0.00		0.00		0.00		0.00	0.00	0.00



FUND DEPT 5081-446 : NURSING HOME - OCCUPATIONAL THERAPY

7/10/2023 11:49:07 AM

PERIOD ENDING 6/30/2023

	ACTUAL LAST YEAR			ACTUAL THIS YEAR				ENCUMBRANCE	BUDGET	UNENCUMBERED BALANCE
	CURRENT MONTH	YEAR TO DATE	%	CURRENT MONTH	%	YEAR TO DATE	%			
EXPENDITURES										
TOTAL EXPENDITURES	0.00	0.00	0	0.00	0	0.00	0	0.00	0.00	0.00
NET CHANGE IN FUND BALANCE	0.00	0.00		0.00		0.00		0.00	0.00	0.00



FUND DEPT 5081-447 : NURSING HOME - RESPIRATORY THERAPY

7/10/2023 11:49:07 AM

PERIOD ENDING 6/30/2023

	ACTUAL LAST YEAR			ACTUAL THIS YEAR				ENCUMBRANCE	BUDGET	UNENCUMBERED BALANCE
	CURRENT MONTH	YEAR TO DATE	%	CURRENT MONTH	%	YEAR TO DATE	%			
EXPENDITURES										
TOTAL EXPENDITURES	0.00	0.00	0	0.00	0	0.00	0	0.00	0.00	0.00
NET CHANGE IN FUND BALANCE	0.00	0.00		0.00		0.00		0.00	0.00	0.00



FUND DEPT 5081-448 : NURSING HOME - SPEECH THERAPY

7/10/2023 11:49:07 AM

PERIOD ENDING 6/30/2023

	ACTUAL LAST YEAR			ACTUAL THIS YEAR				ENCUMBRANCE	BUDGET	UNENCUMBERED BALANCE
	CURRENT MONTH	YEAR TO DATE	%	CURRENT MONTH	%	YEAR TO DATE	%			
EXPENDITURES										
TOTAL EXPENDITURES	0.00	0.00	0	0.00	0	0.00	0	0.00	0.00	0.00
NET CHANGE IN FUND BALANCE	0.00	0.00		0.00		0.00		0.00	0.00	0.00




FUND DEPT 5081-450 : NURSING HOME - DIETARY

7/10/2023 11:49:07 AM

PERIOD ENDING 6/30/2023

	ACTUAL LAST YEAR			ACTUAL THIS YEAR				ENCUMBRANCE	BUDGET	UNENCUMBERED BALANCE
	CURRENT MONTH	YEAR TO DATE	%	CURRENT MONTH	%	YEAR TO DATE	%			
EXPENDITURES										
TOTAL EXPENDITURES	0.00	0.00	0	0.00	0	0.00	0	0.00	0.00	0.00
NET CHANGE IN FUND BALANCE	0.00	0.00		0.00		0.00		0.00	0.00	0.00



FUND DEPT 5081-455 : NURSING HOME - BEAUTY SHOP

7/10/2023 11:49:07 AM

PERIOD ENDING 6/30/2023

	ACTUAL LAST YEAR			ACTUAL THIS YEAR				ENCUMBRANCE	BUDGET	UNENCUMBERED BALANCE
	CURRENT MONTH	YEAR TO DATE	%	CURRENT MONTH	%	YEAR TO DATE	%			
EXPENDITURES										
TOTAL EXPENDITURES	0.00	0.00	0	0.00	0	0.00	0	0.00	0.00	0.00
NET CHANGE IN FUND BALANCE	0.00	0.00		0.00		0.00		0.00	0.00	0.00



FUND DEPT 5081-460 : NURSING HOME - ADULT DAY CARE

7/10/2023 11:49:07 AM

PERIOD ENDING 6/30/2023

	ACTUAL LAST YEAR			ACTUAL THIS YEAR				ENCUMBRANCE	BUDGET	UNENCUMBERED BALANCE
	CURRENT MONTH	YEAR TO DATE	%	CURRENT MONTH	%	YEAR TO DATE	%			
EXPENDITURES										
TOTAL EXPENDITURES	0.00	0.00	0	0.00	0	0.00	0	0.00	0.00	0.00
NET CHANGE IN FUND BALANCE	0.00	0.00		0.00		0.00		0.00	0.00	0.00



FUND DEPT 5081-462 : NURSING HOME - ALZHEIMERS UNIT

7/10/2023 11:49:07 AM

PERIOD ENDING 6/30/2023

	ACTUAL LAST YEAR			ACTUAL THIS YEAR				ENCUMBRANCE	BUDGET	UNENCUMBERED BALANCE
	CURRENT MONTH	YEAR TO DATE	%	CURRENT MONTH	%	YEAR TO DATE	%			
EXPENDITURES										
TOTAL EXPENDITURES	0.00	0.00	0	0.00	0	0.00	0	0.00	0.00	0.00
NET CHANGE IN FUND BALANCE	0.00	0.00		0.00		0.00		0.00	0.00	0.00




FUND DEPT 6476-118 : SELF-FUNDED INSURANCE - PROPERTY/LIABILITY INSUR

7/10/2023 11:49:07 AM

PERIOD ENDING 6/30/2023

	ACTUAL LAST YEAR			ACTUAL THIS YEAR				ENCUMBRANCE	BUDGET	UNENCUMBERED BALANCE
	CURRENT MONTH	YEAR TO DATE	%	CURRENT MONTH	%	YEAR TO DATE	%			
REVENUES										
4007 CHARGES FOR SERVICES	0.00	0.00	0	0.00	0	0.00	0	0.00	1,541,801.00	1,541,801.00
4009 MISCELLANEOUS REVENUES	0.00	20.00	0	0.00	0	678.50	0	0.00	0.00	-678.50
TOTAL REVENUES	0.00	20.00	0	0.00	0	678.50	0	0.00	1,541,801.00	1,541,122.50
EXPENDITURES										
5020 SERVICES	116,685.37	947,177.91	46	49,509.67	3	641,075.20	36	0.00	1,786,143.00	1,145,067.80
TOTAL EXPENDITURES	116,685.37	947,177.91	46	49,509.67	3	641,075.20	36	0.00	1,786,143.00	1,145,067.80
OTHER FINANCING SOURCES (USES)										
6001 OTHER FINANCING SOURCES	0.00	144,880.00	58	0.00	0	0.00	0	0.00	250,000.00	250,000.00
7001 OTHER FINANCING USES	0.00	0.00	0	0.00	0	0.00	0	0.00	-5,739.00	-5,739.00
TOTAL OTHER FINANCING SOURCES (USES)	0.00	144,880.00		0.00		0.00		0.00	244,261.00	244,261.00
NET CHANGE IN FUND BALANCE	-116,685.37	-802,277.91		-49,509.67		-640,396.70		0.00	-81.00	640,315.70



PERIOD ENDING 6/30/2023

	ACTUAL LAST YEAR			ACTUAL THIS YEAR				ENCUMBRANCE	BUDGET	UNENCUMBERED BALANCE
	CURRENT MONTH	YEAR TO DATE	%	CURRENT MONTH	%	YEAR TO DATE	%			
REVENUES										
4007 CHARGES FOR SERVICES	96,066.42	506,293.98	53	95,000.03	10	465,395.10	47	0.00	982,390.00	516,994.90
4008 INVESTMENT EARNINGS	1,718.93	4,775.20	298	117.52	2	35,927.97	719	0.00	5,000.00	-30,927.97
4009 MISCELLANEOUS REVENUES	295.82	295.82	0	0.00	0	0.00	0	0.00	0.00	0.00
TOTAL REVENUES	98,081.17	511,365.00	54	95,117.55	10	501,323.07	51	0.00	987,390.00	486,066.93
EXPENDITURES										
5003 FRINGE BENEFITS	111,272.93	324,693.22	35	40,277.38	4	450,245.44	47	0.00	968,025.00	517,779.56
5010 COMMODITIES	0.00	0.00	0	0.00	0	0.00	0	0.00	50.00	50.00
5020 SERVICES	0.00	0.00	0	0.00	0	0.00	0	0.00	8,000.00	8,000.00
TOTAL EXPENDITURES	111,272.93	324,693.22	35	40,277.38	4	450,245.44	46	0.00	976,075.00	525,829.56
OTHER FINANCING SOURCES (USES)										
7001 OTHER FINANCING USES	0.00	0.00	0	0.00	0	0.00	0	0.00	-11,478.00	-11,478.00
TOTAL OTHER FINANCING SOURCES (USES)	0.00	0.00		0.00		0.00		0.00	-11,478.00	-11,478.00
NET CHANGE IN FUND BALANCE	-13,191.76	186,671.78		54,840.17		51,077.63		0.00	-163.00	-51,240.63



FUND DEPT 6620-120 : HEALTH-LIFE INSURANCE - EMPLOYEE GROUP INSURANCE

7/10/2023 11:49:07 AM

PERIOD ENDING 6/30/2023

	ACTUAL LAST YEAR			ACTUAL THIS YEAR				ENCUMBRANCE	BUDGET	UNENCUMBERED BALANCE
	CURRENT MONTH	YEAR TO DATE	%	CURRENT MONTH	%	YEAR TO DATE	%			
REVENUES										
4007 CHARGES FOR SERVICES	103,868.56	2,795,680.10	0	0.00	0	22,793.16	0	0.00	7,558,400.00	7,535,606.84
4008 INVESTMENT EARNINGS	92.90	201.92	0	9.03	5	2,781.18	139 1	0.00	200.00	-2,581.18
4009 MISCELLANEOUS REVENUES	185.00	185.00	0	0.00	0	0.00	0	0.00	0.00	0.00
TOTAL REVENUES	104,146.46	2,796,067.02	38	9.03	0	25,574.34	0	0.00	7,558,600.00	7,533,025.66
EXPENDITURES										
5003 FRINGE BENEFITS	52,276.06	3,292,255.71	44	-937.23	0	5,332.21	0	0.00	7,500,000.00	7,494,667.79
5010 COMMODITIES	0.00	0.00	0	0.00	0	540.50	100	0.00	540.50	0.00
5020 SERVICES	0.00	0.00	0	0.00	0	52,150.00	90	0.00	58,059.50	5,909.50
TOTAL EXPENDITURES	52,276.06	3,292,255.71	44	-937.23	0	58,022.71	1	0.00	7,558,600.00	7,500,577.29
OTHER FINANCING SOURCES (USES)										
TOTAL OTHER FINANCING SOURCES (USES)	0.00	0.00		0.00		0.00		0.00	0.00	0.00
NET CHANGE IN FUND BALANCE	51,870.40	-496,188.69		946.26		-32,448.37		0.00	0.00	32,448.37



FUND DEPT 7086-060 : TOWNSHIP MOTOR FUEL TAX - HIGHWAY

7/10/2023 11:49:07 AM

PERIOD ENDING 6/30/2023

	ACTUAL LAST YEAR			ACTUAL THIS YEAR				ENCUMBRANCE	BUDGET	UNENCUMBERED BALANCE
	CURRENT MONTH	YEAR TO DATE	%	CURRENT MONTH	%	YEAR TO DATE	%			
REVENUES										
4004 INTERGOVERNMENTAL REVENUE	264,189.18	1,240,179.61	0	283,320.75	0	1,390,593.80	0	0.00	0.00	-1,390,593.80
4008 INVESTMENT EARNINGS	1,724.49	4,462.98	0	0.00	0	70,890.90	0	0.00	0.00	-70,890.90
TOTAL REVENUES	265,913.67	1,244,642.59	0	283,320.75	0	1,461,484.70	0	0.00	0.00	-1,461,484.70
EXPENDITURES										
5020 SERVICES	378,166.88	390,698.78	3	1,273,930.33	25	1,545,292.47	31	0.00	5,000,000.00	3,454,707.53
TOTAL EXPENDITURES	378,166.88	390,698.78	3	1,273,930.33	25	1,545,292.47	31	0.00	5,000,000.00	3,454,707.53
NET CHANGE IN FUND BALANCE	-112,253.21	853,943.81		-990,609.58		-83,807.77		0.00	-5,000,000.00	-4,916,192.23



FUND DEPT 7087-060 : TOWNSHIP BRIDGE - HIGHWAY

7/10/2023 11:49:07 AM

PERIOD ENDING 6/30/2023

	ACTUAL LAST YEAR			ACTUAL THIS YEAR				ENCUMBRANCE	BUDGET	UNENCUMBERED BALANCE
	CURRENT MONTH	YEAR TO DATE	%	CURRENT MONTH	%	YEAR TO DATE	%			
REVENUES										
4004 INTERGOVERNMENTAL REVENUE	767,364.50	767,364.50	0	0.00	0	0.00	0	0.00	0.00	0.00
4008 INVESTMENT EARNINGS	251.86	284.02	0	0.00	0	79.17	0	0.00	0.00	-79.17
TOTAL REVENUES	767,616.36	767,648.52	0	0.00	0	79.17	0	0.00	0.00	-79.17
EXPENDITURES										
8000 CAPITAL OUTLAY	13,549.75	13,549.75	0	0.00	0	0.00	0	0.00	0.00	0.00
TOTAL EXPENDITURES	13,549.75	13,549.75	0	0.00	0	0.00	0	0.00	0.00	0.00
NET CHANGE IN FUND BALANCE	754,066.61	754,098.77		0.00		79.17		0.00	0.00	-79.17



FUND DEPT 7097-026 : ESTATE - COUNTY TREASURER

7/10/2023 11:49:07 AM

PERIOD ENDING 6/30/2023

	ACTUAL LAST YEAR			ACTUAL THIS YEAR				ENCUMBRANCE	BUDGET	UNENCUMBERED BALANCE
	CURRENT MONTH	YEAR TO DATE	%	CURRENT MONTH	%	YEAR TO DATE	%			
REVENUES										
4008 INVESTMENT EARNINGS	25.13	66.46	0	0.00	0	0.00	0	0.00	0.00	0.00
TOTAL REVENUES	25.13	66.46	0	0.00	0	0.00	0	0.00	0.00	0.00
NET CHANGE IN FUND BALANCE	25.13	66.46		0.00		0.00		0.00	0.00	0.00



FUND DEPT 7667-026 : PROPERTY CONDEMNATIONS - COUNTY TREASURER

7/10/2023 11:49:07 AM

PERIOD ENDING 6/30/2023

	ACTUAL LAST YEAR			ACTUAL THIS YEAR				ENCUMBRANCE	BUDGET	UNENCUMBERED BALANCE
	CURRENT MONTH	YEAR TO DATE	%	CURRENT MONTH	%	YEAR TO DATE	%			
REVENUES										
4008 INVESTMENT EARNINGS	121.57	329.51	0	0.00	0	0.00	0	0.00	0.00	0.00
TOTAL REVENUES	121.57	329.51	0	0.00	0	0.00	0	0.00	0.00	0.00
OTHER FINANCING SOURCES (USES)										
TOTAL OTHER FINANCING SOURCES (USES)	0.00	0.00		0.00		0.00		0.00	0.00	0.00
NET CHANGE IN FUND BALANCE	121.57	329.51		0.00		0.00		0.00	0.00	0.00



FUND DEPT 7687-040 : SHERIFF FORECLOSURES - SHERIFF

7/10/2023 11:49:07 AM

PERIOD ENDING 6/30/2023

	ACTUAL LAST YEAR			ACTUAL THIS YEAR				ENCUMBRANCE	BUDGET	UNENCUMBERED BALANCE
	CURRENT MONTH	YEAR TO DATE	%	CURRENT MONTH	%	YEAR TO DATE	%			
REVENUES										
4008 INVESTMENT EARNINGS	486.13	1,119.32	0	0.00	0	0.00	0	0.00	0.00	0.00
TOTAL REVENUES	486.13	1,119.32	0	0.00	0	0.00	0	0.00	0.00	0.00
OTHER FINANCING SOURCES (USES)										
6001 OTHER FINANCING SOURCES	48,981.20	852,528.20	0	298,100.00	0	1,694,591.81	0	0.00	0.00	-1,694,591.81
TOTAL OTHER FINANCING SOURCES (USES)	48,981.20	852,528.20		298,100.00		1,694,591.81		0.00	0.00	-1,694,591.81
NET CHANGE IN FUND BALANCE	49,467.33	853,647.52		298,100.00		1,694,591.81		0.00	0.00	-1,694,591.81



FUND DEPT 7699-020 : GARNISHMENTS - AUDITOR

7/10/2023 11:49:07 AM

PERIOD ENDING 6/30/2023

	ACTUAL LAST YEAR			ACTUAL THIS YEAR				ENCUMBRANCE	BUDGET	UNENCUMBERED BALANCE
	CURRENT MONTH	YEAR TO DATE	%	CURRENT MONTH	%	YEAR TO DATE	%			
REVENUES										
4008 INVESTMENT EARNINGS	0.51	2.45	0	0.00	0	0.00	0	0.00	0.00	0.00
TOTAL REVENUES	0.51	2.45	0	0.00	0	0.00	0	0.00	0.00	0.00
OTHER FINANCING SOURCES (USES)										
6001 OTHER FINANCING SOURCES	6,332.44	42,774.51	0	0.00	0	0.00	0	0.00	0.00	0.00
TOTAL OTHER FINANCING SOURCES (USES)	6,332.44	42,774.51		0.00		0.00		0.00	0.00	0.00
NET CHANGE IN FUND BALANCE	6,332.95	42,776.96		0.00		0.00		0.00	0.00	0.00



PERIOD ENDING 6/30/2023

	ACTUAL LAST YEAR			ACTUAL THIS YEAR				ENCUMBRANCE	BUDGET	UNENCUMBERED BALANCE
	CURRENT MONTH	YEAR TO DATE	%	CURRENT MONTH	%	YEAR TO DATE	%			
REVENUES										
4004 INTERGOVERNMENTAL REVENUE	93,008.75	190,888.87	36	6,077.00	1	97,308.14	18	0.00	546,436.00	449,127.86
4007 CHARGES FOR SERVICES	15,086.63	25,898.10	47	19,907.74	33	25,911.91	43	0.00	60,500.00	34,588.09
4008 INVESTMENT EARNINGS	189.93	571.10	114	14.35	3	5,043.13	100 9	0.00	500.00	-4,543.13
4009 MISCELLANEOUS REVENUES	600.00	3,331.00	27	0.00	0	2,710.00	21	0.00	13,000.00	10,290.00
TOTAL REVENUES	108,885.31	220,689.07	37	25,999.09	4	130,973.18	21	0.00	620,436.00	489,462.82
EXPENDITURES										
5001 SALARIES AND WAGES	29,205.25	166,514.95	42	45,724.79	11	198,953.97	48	0.00	412,332.00	213,378.03
5003 FRINGE BENEFITS	3,794.58	40,354.37	31	7,654.79	6	44,062.14	35	0.00	124,425.00	80,362.86
5010 COMMODITIES	257.26	849.96	17	0.00	0	2,401.37	38	0.00	6,400.00	3,998.63
5020 SERVICES	652.45	10,403.48	26	134.44	0	8,238.31	22	0.00	37,035.00	28,796.69
TOTAL EXPENDITURES	33,909.54	218,122.76	38	53,514.02	9	253,655.79	44	0.00	580,192.00	326,536.21
OTHER FINANCING SOURCES (USES)										
7001 OTHER FINANCING USES	0.00	0.00	0	0.00	0	0.00	0	0.00	-61,500.00	-61,500.00
TOTAL OTHER FINANCING SOURCES (USES)	0.00	0.00		0.00		0.00		0.00	-61,500.00	-61,500.00
NET CHANGE IN FUND BALANCE	74,975.77	2,566.31		-27,514.93		-122,682.61		0.00	-21,256.00	101,426.61




FUND DEPT 8850-112 : GEOG INF SYS JOINT VENTUR - CAPITAL/TECHNOLOGY PURCH

7/10/2023 11:49:07 AM

PERIOD ENDING 6/30/2023

	ACTUAL LAST YEAR			ACTUAL THIS YEAR				ENCUMBRANCE	BUDGET	UNENCUMBERED BALANCE
	CURRENT MONTH	YEAR TO DATE	%	CURRENT MONTH	%	YEAR TO DATE	%			
REVENUES										
TOTAL REVENUES	0.00	0.00	0	0.00	0	0.00	0	0.00	0.00	0.00
EXPENDITURES										
5010 COMMODITIES	-595.95	2,566.74	13	0.00	0	1,472.21	98	0.00	1,500.00	27.79
5020 SERVICES	0.00	53,785.60	84	0.00	0	39,862.31	65	0.00	61,190.00	21,327.69
8000 CAPITAL OUTLAY	0.00	0.00	0	0.00	0	0.00	0	0.00	9,000.00	9,000.00
TOTAL EXPENDITURES	-595.95	56,352.34	68	0.00	0	41,334.52	58	0.00	71,690.00	30,355.48
OTHER FINANCING SOURCES (USES)										
6001 OTHER FINANCING SOURCES	0.00	0.00	0	0.00	0	0.00	0	0.00	58,500.00	58,500.00
TOTAL OTHER FINANCING SOURCES (USES)	0.00	0.00		0.00		0.00		0.00	58,500.00	58,500.00
NET CHANGE IN FUND BALANCE	595.95	-56,352.34		0.00		-41,334.52		0.00	-13,190.00	28,144.52



FUND DEPT 8850-672 : GEOG INF SYS JOINT VENTUR - AERIAL PHOTOGRAPHY PROJ

7/10/2023 11:49:07 AM

PERIOD ENDING 6/30/2023

	ACTUAL LAST YEAR			ACTUAL THIS YEAR				ENCUMBRANCE	BUDGET	UNENCUMBERED BALANCE
	CURRENT MONTH	YEAR TO DATE	%	CURRENT MONTH	%	YEAR TO DATE	%			
REVENUES										
4004 INTERGOVERNMENTAL REVENUE	17,303.75	23,177.50	73	0.00	0	15,875.00	15	0.00	106,750.00	90,875.00
TOTAL REVENUES	17,303.75	23,177.50	73	0.00	0	15,875.00	15	0.00	106,750.00	90,875.00
EXPENDITURES										
5020 SERVICES	0.00	0.00	0	0.00	0	0.00	0	0.00	185,000.00	185,000.00
TOTAL EXPENDITURES	0.00	0.00	0	0.00	0	0.00	0	0.00	185,000.00	185,000.00
NET CHANGE IN FUND BALANCE	17,303.75	23,177.50		0.00		15,875.00		0.00	-78,250.00	-94,125.00