



FUND DEPT 1080-010 : GENERAL CORPORATE - COUNTY BOARD

8/11/2023 2:53:50 PM

PERIOD ENDING 7/31/2023

	ACTUAL LAST YEAR			ACTUAL THIS YEAR				ENCUMBRANCE	BUDGET	UNENCUMBERED BALANCE
	CURRENT MONTH	YEAR TO DATE	%	CURRENT MONTH	%	YEAR TO DATE	%			
<b>REVENUES</b>										
4007 CHARGES FOR SERVICES	50.00	50.00	17	0.00	0	1,589.29	530	0.00	300.00	-1,289.29
4009 MISCELLANEOUS REVENUES	0.00	800.00	80	-64.00	-3	0.00	0	0.00	2,000.00	2,000.00
4010 RENTS AND ROYALTIES	64,771.56	142,461.56	36	12,614.06	3	91,646.69	22	0.00	425,000.00	333,353.31
<b>TOTAL REVENUES</b>	<b>64,821.56</b>	<b>143,311.56</b>	<b>34</b>	<b>12,550.06</b>	<b>3</b>	<b>93,235.98</b>	<b>22</b>	<b>0.00</b>	<b>427,300.00</b>	<b>334,064.02</b>
<b>EXPENDITURES</b>										
5001 SALARIES AND WAGES	6,319.62	31,238.10	26	4,283.08	5	32,751.10	37	0.00	89,000.00	56,248.90
5010 COMMODITIES	0.00	31.82	5	0.00	0	109.70	2	0.00	5,250.00	5,140.30
5020 SERVICES	1,148.97	61,051.16	60	1,237.09	1	60,001.26	58	0.00	104,035.00	44,033.74
<b>TOTAL EXPENDITURES</b>	<b>7,468.59</b>	<b>92,321.08</b>	<b>41</b>	<b>5,520.17</b>	<b>3</b>	<b>92,862.06</b>	<b>47</b>	<b>0.00</b>	<b>198,285.00</b>	<b>105,422.94</b>
<b>NET CHANGE IN FUND BALANCE</b>	<b>57,352.97</b>	<b>50,990.48</b>		<b>7,029.89</b>		<b>373.92</b>		<b>0.00</b>	<b>229,015.00</b>	<b>228,641.08</b>



FUND DEPT 1080-012 : GENERAL CORPORATE - TORNADO SIRENS

8/11/2023 2:53:50 PM

PERIOD ENDING 7/31/2023

	ACTUAL LAST YEAR			ACTUAL THIS YEAR				ENCUMBRANCE	BUDGET	UNENCUMBERED BALANCE
	CURRENT MONTH	YEAR TO DATE	%	CURRENT MONTH	%	YEAR TO DATE	%			
<b>REVENUES</b>										
4004 INTERGOVERNMENTAL REVENUE	0.00	3,990.00	100	0.00	0	0.00	0	0.00	0.00	0.00
<b>TOTAL REVENUES</b>	<b>0.00</b>	<b>3,990.00</b>	<b>100</b>	<b>0.00</b>	<b>0</b>	<b>0.00</b>	<b>0</b>	<b>0.00</b>	<b>0.00</b>	<b>0.00</b>
<b>EXPENDITURES</b>										
5020 SERVICES	0.00	3,990.00	100	0.00	0	0.00	0	0.00	0.00	0.00
<b>TOTAL EXPENDITURES</b>	<b>0.00</b>	<b>3,990.00</b>	<b>100</b>	<b>0.00</b>	<b>0</b>	<b>0.00</b>	<b>0</b>	<b>0.00</b>	<b>0.00</b>	<b>0.00</b>
<b>NET CHANGE IN FUND BALANCE</b>	<b>0.00</b>	<b>0.00</b>		<b>0.00</b>		<b>0.00</b>		<b>0.00</b>	<b>0.00</b>	<b>0.00</b>



FUND DEPT 1080-013 : GENERAL CORPORATE - DEBT SERVICE

8/11/2023 2:53:50 PM

PERIOD ENDING 7/31/2023

	ACTUAL LAST YEAR			ACTUAL THIS YEAR				ENCUMBRANCE	BUDGET	UNENCUMBERED BALANCE
	CURRENT MONTH	YEAR TO DATE	%	CURRENT MONTH	%	YEAR TO DATE	%			
<b>REVENUES</b>										
4004 INTERGOVERNMENTAL REVENUE	0.00	0.00	0	293,502.00	19	733,755.00	46	0.00	1,578,901.00	845,146.00
<b>TOTAL REVENUES</b>	<b>0.00</b>	<b>0.00</b>	<b>0</b>	<b>293,502.00</b>	<b>19</b>	<b>733,755.00</b>	<b>46</b>	<b>0.00</b>	<b>1,578,901.00</b>	<b>845,146.00</b>
<b>EXPENDITURES</b>										
5050 INTEREST AND FISCAL CHARGES	0.00	0.00	0	0.00	0	469,780.42	30	0.00	1,578,901.00	1,109,120.58
<b>TOTAL EXPENDITURES</b>	<b>0.00</b>	<b>0.00</b>	<b>0</b>	<b>0.00</b>	<b>0</b>	<b>469,780.42</b>	<b>30</b>	<b>0.00</b>	<b>1,578,901.00</b>	<b>1,109,120.58</b>
<b>OTHER FINANCING SOURCES (USES)</b>										
<b>TOTAL OTHER FINANCING SOURCES (USES)</b>	<b>0.00</b>	<b>0.00</b>		<b>0.00</b>		<b>0.00</b>		<b>0.00</b>	<b>0.00</b>	<b>0.00</b>
<b>NET CHANGE IN FUND BALANCE</b>	<b>0.00</b>	<b>0.00</b>		<b>293,502.00</b>		<b>263,974.58</b>		<b>0.00</b>	<b>0.00</b>	<b>-263,974.58</b>



**FUND DEPT 1080-016 : GENERAL CORPORATE - ADMINISTRATIVE SERVICES**

8/11/2023 2:53:50 PM

**PERIOD ENDING 7/31/2023**

	ACTUAL LAST YEAR			ACTUAL THIS YEAR				ENCUMBRANCE	BUDGET	UNENCUMBERED BALANCE
	CURRENT MONTH	YEAR TO DATE	%	CURRENT MONTH	%	YEAR TO DATE	%			
<b>REVENUES</b>										
4004 INTERGOVERNMENTAL REVENUE	0.00	0.00	0	0.00	0	23.57	0	0.00	7,000.00	6,976.43
4009 MISCELLANEOUS REVENUES	1,447.25	1,447.25	48	1,547.81	52	1,547.81	52	0.00	3,000.00	1,452.19
<b>TOTAL REVENUES</b>	<b>1,447.25</b>	<b>1,447.25</b>	<b>14</b>	<b>1,547.81</b>	<b>15</b>	<b>1,571.38</b>	<b>16</b>	<b>0.00</b>	<b>10,000.00</b>	<b>8,428.62</b>
<b>EXPENDITURES</b>										
5001 SALARIES AND WAGES	76,472.29	410,102.70	58	58,688.51	8	403,458.83	55	0.00	736,447.00	332,988.17
5010 COMMODITIES	19,428.23	159,151.73	49	23,425.72	7	123,219.90	37	0.00	332,230.00	209,010.10
5020 SERVICES	0.00	8,932.42	31	317.80	1	11,136.87	38	0.00	29,280.00	18,143.13
<b>TOTAL EXPENDITURES</b>	<b>95,900.52</b>	<b>578,186.85</b>	<b>55</b>	<b>82,432.03</b>	<b>8</b>	<b>537,815.60</b>	<b>49</b>	<b>0.00</b>	<b>1,097,957.00</b>	<b>560,141.40</b>
<b>OTHER FINANCING SOURCES (USES)</b>										
6001 OTHER FINANCING SOURCES	0.00	0.00	0	0.00	0	0.00	0	0.00	17,217.00	17,217.00
<b>TOTAL OTHER FINANCING SOURCES (USES)</b>	<b>0.00</b>	<b>0.00</b>		<b>0.00</b>		<b>0.00</b>		<b>0.00</b>	<b>17,217.00</b>	<b>17,217.00</b>
<b>NET CHANGE IN FUND BALANCE</b>	<b>-94,453.27</b>	<b>-576,739.60</b>		<b>-80,884.22</b>		<b>-536,244.22</b>		<b>0.00</b>	<b>-1,070,740.00</b>	<b>-534,495.78</b>



**FUND DEPT 1080-017 : GENERAL CORPORATE - COOPERATIVE EXTENSION SRV**

8/11/2023 2:53:50 PM

**PERIOD ENDING 7/31/2023**

	ACTUAL LAST YEAR			ACTUAL THIS YEAR				ENCUMBRANCE	BUDGET	UNENCUMBERED BALANCE
	CURRENT MONTH	YEAR TO DATE	%	CURRENT MONTH	%	YEAR TO DATE	%			
<b>REVENUES</b>										
4001 PROPERTY TAX	96,537.32	218,460.26	49	99,493.43	23	199,001.97	45	0.00	442,000.00	242,998.03
<b>TOTAL REVENUES</b>	<b>96,537.32</b>	<b>218,460.26</b>	<b>49</b>	<b>99,493.43</b>	<b>23</b>	<b>199,001.97</b>	<b>45</b>	<b>0.00</b>	<b>442,000.00</b>	<b>242,998.03</b>
<b>EXPENDITURES</b>										
5020 SERVICES	218,460.26	218,460.26	49	199,001.97	45	199,736.10	45	0.00	442,735.00	242,998.90
<b>TOTAL EXPENDITURES</b>	<b>218,460.26</b>	<b>218,460.26</b>	<b>49</b>	<b>199,001.97</b>	<b>45</b>	<b>199,736.10</b>	<b>45</b>	<b>0.00</b>	<b>442,735.00</b>	<b>242,998.90</b>
<b>NET CHANGE IN FUND BALANCE</b>	<b>-121,922.94</b>	<b>0.00</b>		<b>-99,508.54</b>		<b>-734.13</b>		<b>0.00</b>	<b>-735.00</b>	<b>-0.87</b>



FUND DEPT 1080-020 : GENERAL CORPORATE - AUDITOR

8/11/2023 2:53:50 PM

PERIOD ENDING 7/31/2023

	ACTUAL LAST YEAR			ACTUAL THIS YEAR				ENCUMBRANCE	BUDGET	UNENCUMBERED BALANCE
	CURRENT MONTH	YEAR TO DATE	%	CURRENT MONTH	%	YEAR TO DATE	%			
<b>REVENUES</b>										
4004 INTERGOVERNMENTAL REVENUE	0.00	6,500.00	100	0.00	0	0.00	0	0.00	6,500.00	6,500.00
4007 CHARGES FOR SERVICES	0.00	0.00	0	0.00	0	0.00	0	0.00	120,000.00	120,000.00
4008 INVESTMENT EARNINGS	0.00	0.00	0	46.48	0	135.00	0	0.00	0.00	-135.00
4009 MISCELLANEOUS REVENUES	0.00	1,134.60	9	0.00	0	0.00	0	0.00	0.00	0.00
<b>TOTAL REVENUES</b>	<b>0.00</b>	<b>7,634.60</b>	<b>6</b>	<b>46.48</b>	<b>0</b>	<b>135.00</b>	<b>0</b>	<b>0.00</b>	<b>126,500.00</b>	<b>126,365.00</b>
<b>EXPENDITURES</b>										
5001 SALARIES AND WAGES	41,335.92	206,768.05	54	31,408.84	7	223,370.55	53	0.00	425,064.00	201,693.45
5010 COMMODITIES	0.00	149.92	4	0.00	0	280.97	8	0.00	3,581.00	3,300.03
5020 SERVICES	118.76	7,014.85	61	1,027.86	6	8,470.06	51	0.00	16,736.00	8,265.94
<b>TOTAL EXPENDITURES</b>	<b>41,454.68</b>	<b>213,932.82</b>	<b>54</b>	<b>32,436.70</b>	<b>7</b>	<b>232,121.58</b>	<b>52</b>	<b>0.00</b>	<b>445,381.00</b>	<b>213,259.42</b>
<b>OTHER FINANCING SOURCES (USES)</b>										
<b>TOTAL OTHER FINANCING SOURCES (USES)</b>	<b>0.00</b>	<b>0.00</b>		<b>0.00</b>		<b>0.00</b>		<b>0.00</b>	<b>0.00</b>	<b>0.00</b>
<b>NET CHANGE IN FUND BALANCE</b>	<b>-41,454.68</b>	<b>-206,298.22</b>		<b>-32,390.22</b>		<b>-231,986.58</b>		<b>0.00</b>	<b>-318,881.00</b>	<b>-86,894.42</b>



**FUND DEPT 1080-021 : GENERAL CORPORATE - BOARD OF REVIEW**

8/11/2023 2:53:50 PM

**PERIOD ENDING 7/31/2023**

	ACTUAL LAST YEAR			ACTUAL THIS YEAR				ENCUMBRANCE	BUDGET	UNENCUMBERED BALANCE
	CURRENT MONTH	YEAR TO DATE	%	CURRENT MONTH	%	YEAR TO DATE	%			
<b>REVENUES</b>										
<b>TOTAL REVENUES</b>	<b>0.00</b>	<b>0.00</b>	<b>0</b>	<b>0.00</b>	<b>0</b>	<b>0.00</b>	<b>0</b>	<b>0.00</b>	<b>0.00</b>	<b>0.00</b>
<b>EXPENDITURES</b>										
5001 SALARIES AND WAGES	15,653.70	78,192.45	58	10,957.50	8	79,787.33	56	0.00	142,448.00	62,660.67
5010 COMMODITIES	0.00	45.00	4	0.00	0	374.97	28	0.00	1,333.50	958.53
5020 SERVICES	652.04	1,370.76	28	1,810.67	10	14,302.59	79	0.00	18,115.00	3,812.41
<b>TOTAL EXPENDITURES</b>	<b>16,305.74</b>	<b>79,608.21</b>	<b>56</b>	<b>12,768.17</b>	<b>8</b>	<b>94,464.89</b>	<b>58</b>	<b>0.00</b>	<b>161,896.50</b>	<b>67,431.61</b>
<b>NET CHANGE IN FUND BALANCE</b>	<b>-16,305.74</b>	<b>-79,608.21</b>		<b>-12,768.17</b>		<b>-94,464.89</b>		<b>0.00</b>	<b>-161,896.50</b>	<b>-67,431.61</b>



FUND DEPT 1080-022 : GENERAL CORPORATE - COUNTY CLERK

8/11/2023 2:53:50 PM

PERIOD ENDING 7/31/2023

	ACTUAL LAST YEAR			ACTUAL THIS YEAR				ENCUMBRANCE	BUDGET	UNENCUMBERED BALANCE
	CURRENT MONTH	YEAR TO DATE	%	CURRENT MONTH	%	YEAR TO DATE	%			
<b>REVENUES</b>										
4004 INTERGOVERNMENTAL REVENUE	0.00	0.00	0	0.00	0	0.00	0	0.00	51,815.00	51,815.00
4006 LICENSES AND PERMITS	16,490.00	63,085.00	77	6,955.00	6	68,165.00	62	0.00	110,400.00	42,235.00
4007 CHARGES FOR SERVICES	25,082.50	158,437.60	47	20,293.50	6	144,443.90	42	0.00	340,000.00	195,556.10
4008 INVESTMENT EARNINGS	26.09	82.62	41	10.11	5	96.04	48	0.00	200.00	103.96
4009 MISCELLANEOUS REVENUES	0.00	0.00	0	577.50	288	4,395.00	219	0.00	20.00	-4,375.00
				8		75				
<b>TOTAL REVENUES</b>	<b>41,598.59</b>	<b>221,605.22</b>	<b>47</b>	<b>27,836.11</b>	<b>6</b>	<b>217,099.94</b>	<b>43</b>	<b>0.00</b>	<b>502,435.00</b>	<b>285,335.06</b>
<b>EXPENDITURES</b>										
5001 SALARIES AND WAGES	145,669.27	483,767.66	54	59,051.96	6	513,450.72	54	0.00	951,536.00	438,085.28
5010 COMMODITIES	11,010.90	59,312.11	64	1,022.03	1	75,782.63	69	0.00	109,537.00	33,754.37
5020 SERVICES	51,539.34	207,592.25	58	6,001.26	1	148,599.20	35	0.00	425,813.00	277,213.80
8000 CAPITAL OUTLAY	0.00	0.00	0	0.00	0	0.00	0	0.00	42,535.00	42,535.00
<b>TOTAL EXPENDITURES</b>	<b>208,219.51</b>	<b>750,672.02</b>	<b>48</b>	<b>66,075.25</b>	<b>4</b>	<b>737,832.55</b>	<b>48</b>	<b>0.00</b>	<b>1,529,421.00</b>	<b>791,588.45</b>
<b>OTHER FINANCING SOURCES (USES)</b>										
<b>TOTAL OTHER FINANCING SOURCES (USES)</b>	<b>0.00</b>	<b>0.00</b>		<b>0.00</b>		<b>0.00</b>		<b>0.00</b>	<b>0.00</b>	<b>0.00</b>
<b>NET CHANGE IN FUND BALANCE</b>	<b>-166,620.92</b>	<b>-529,066.80</b>		<b>-38,239.14</b>		<b>-520,732.61</b>		<b>0.00</b>	<b>-1,026,986.00</b>	<b>-506,253.39</b>





**FUND DEPT 1080-023 : GENERAL CORPORATE - RECORDER**

8/11/2023 2:53:50 PM

**PERIOD ENDING 7/31/2023**

	ACTUAL LAST YEAR			ACTUAL THIS YEAR				ENCUMBRANCE	BUDGET	UNENCUMBERED BALANCE
	CURRENT MONTH	YEAR TO DATE	%	CURRENT MONTH	%	YEAR TO DATE	%			
<b>REVENUES</b>										
4006 LICENSES AND PERMITS	221,649.75	1,704,264.75	70	51,326.00	10	299,738.25	60	0.00	500,000.00	200,261.75
4007 CHARGES FOR SERVICES	88,233.00	570,432.50	52	50,711.50	6	346,378.50	43	0.00	800,000.00	453,621.50
4009 MISCELLANEOUS REVENUES	5,056.60	26,693.85	334	294.50	1	6,886.20	28	0.00	25,000.00	18,113.80
<b>TOTAL REVENUES</b>	<b>314,939.35</b>	<b>2,301,391.10</b>	<b>65</b>	<b>102,332.00</b>	<b>8</b>	<b>653,002.95</b>	<b>49</b>	<b>0.00</b>	<b>1,325,000.00</b>	<b>671,997.05</b>
<b>EXPENDITURES</b>										
5001 SALARIES AND WAGES	21,808.33	86,716.37	56	14,410.63	8	104,476.98	56	0.00	187,353.00	82,876.02
5010 COMMODITIES	20.95	76.65	38	14.30	3	199.53	40	0.00	500.00	300.47
5020 SERVICES	178,818.00	1,110,205.35	59	0.00	0	118.80	7	0.00	1,780.00	1,661.20
<b>TOTAL EXPENDITURES</b>	<b>200,647.28</b>	<b>1,196,998.37</b>	<b>59</b>	<b>14,424.93</b>	<b>8</b>	<b>104,795.31</b>	<b>55</b>	<b>0.00</b>	<b>189,633.00</b>	<b>84,837.69</b>
<b>NET CHANGE IN FUND BALANCE</b>	<b>114,292.07</b>	<b>1,104,392.73</b>		<b>87,907.07</b>		<b>548,207.64</b>		<b>0.00</b>	<b>1,135,367.00</b>	<b>587,159.36</b>



**FUND DEPT 1080-025 : GENERAL CORPORATE - SUPERVISOR OF ASSESSMENT**

8/11/2023 2:53:50 PM

**PERIOD ENDING 7/31/2023**

	ACTUAL LAST YEAR			ACTUAL THIS YEAR				ENCUMBRANCE	BUDGET	UNENCUMBERED BALANCE
	CURRENT MONTH	YEAR TO DATE	%	CURRENT MONTH	%	YEAR TO DATE	%			
<b>REVENUES</b>										
4004 INTERGOVERNMENTAL REVENUE	10,625.01	17,708.35	39	7,437.48	16	18,593.70	40	0.00	46,988.00	28,394.30
4009 MISCELLANEOUS REVENUES	0.00	400.00	133	0.00	0	500.00	83	0.00	600.00	100.00
<b>TOTAL REVENUES</b>	<b>10,625.01</b>	<b>18,108.35</b>	<b>40</b>	<b>7,437.48</b>	<b>16</b>	<b>19,093.70</b>	<b>40</b>	<b>0.00</b>	<b>47,588.00</b>	<b>28,494.30</b>
<b>EXPENDITURES</b>										
5001 SALARIES AND WAGES	38,178.36	181,961.71	54	26,757.61	7	190,468.42	53	0.00	356,811.00	166,342.58
5010 COMMODITIES	74.44	2,809.55	48	0.00	0	2,221.87	39	0.00	5,632.00	3,410.13
5020 SERVICES	58.53	3,927.56	7	24.18	0	4,292.22	6	0.00	67,420.00	63,127.78
<b>TOTAL EXPENDITURES</b>	<b>38,311.33</b>	<b>188,698.82</b>	<b>48</b>	<b>26,781.79</b>	<b>6</b>	<b>196,982.51</b>	<b>46</b>	<b>0.00</b>	<b>429,863.00</b>	<b>232,880.49</b>
<b>NET CHANGE IN FUND BALANCE</b>	<b>-27,686.32</b>	<b>-170,590.47</b>		<b>-19,344.31</b>		<b>-177,888.81</b>		<b>0.00</b>	<b>-382,275.00</b>	<b>-204,386.19</b>



FUND DEPT 1080-026 : GENERAL CORPORATE - COUNTY TREASURER

8/11/2023 2:53:50 PM

PERIOD ENDING 7/31/2023

	ACTUAL LAST YEAR			ACTUAL THIS YEAR				ENCUMBRANCE	BUDGET	UNENCUMBERED BALANCE
	CURRENT MONTH	YEAR TO DATE	%	CURRENT MONTH	%	YEAR TO DATE	%			
<b>REVENUES</b>										
4001 PROPERTY TAX	350.00	2,028.21	0	140.00	0	2,020.00	0	0.00	500,000.00	497,980.00
4004 INTERGOVERNMENTAL REVENUE	0.00	6,500.00	46	0.00	0	0.00	0	0.00	14,000.00	14,000.00
4007 CHARGES FOR SERVICES	0.00	50.00	0	0.00	0	0.00	0	0.00	200.00	200.00
4008 INVESTMENT EARNINGS	0.00	87.98	1	4,071.01	58	10,708.38	153	0.00	7,000.00	-3,708.38
<b>TOTAL REVENUES</b>	<b>350.00</b>	<b>8,666.19</b>	<b>1</b>	<b>4,211.01</b>	<b>1</b>	<b>12,728.38</b>	<b>2</b>	<b>0.00</b>	<b>521,200.00</b>	<b>508,471.62</b>
<b>EXPENDITURES</b>										
5001 SALARIES AND WAGES	32,716.61	165,691.06	57	23,884.76	8	175,279.76	55	0.00	317,248.00	141,968.24
5010 COMMODITIES	0.00	2,731.57	41	0.00	0	3,064.24	47	0.00	6,573.00	3,508.76
5020 SERVICES	16,849.49	33,981.94	70	259.06	1	15,641.22	33	0.00	47,250.00	31,608.78
<b>TOTAL EXPENDITURES</b>	<b>49,566.10</b>	<b>202,404.57</b>	<b>59</b>	<b>24,143.82</b>	<b>7</b>	<b>193,985.22</b>	<b>52</b>	<b>0.00</b>	<b>371,071.00</b>	<b>177,085.78</b>
<b>NET CHANGE IN FUND BALANCE</b>	<b>-49,216.10</b>	<b>-193,738.38</b>		<b>-19,932.81</b>		<b>-181,256.84</b>		<b>0.00</b>	<b>150,129.00</b>	<b>331,385.84</b>



PERIOD ENDING 7/31/2023

	ACTUAL LAST YEAR			ACTUAL THIS YEAR				ENCUMBRANCE	BUDGET	UNENCUMBERED BALANCE
	CURRENT MONTH	YEAR TO DATE	%	CURRENT MONTH	%	YEAR TO DATE	%			
<b>REVENUES</b>										
4004 INTERGOVERNMENTAL REVENUE	1,070.00	2,870.00	60	600.00	12	2,400.00	50	0.00	4,800.00	2,400.00
4007 CHARGES FOR SERVICES	0.00	0.00	0	0.00	0	0.00	0	0.00	45,600.00	45,600.00
<b>TOTAL REVENUES</b>	<b>1,070.00</b>	<b>2,870.00</b>	<b>6</b>	<b>600.00</b>	<b>1</b>	<b>2,400.00</b>	<b>5</b>	<b>0.00</b>	<b>50,400.00</b>	<b>48,000.00</b>
<b>EXPENDITURES</b>										
5001 SALARIES AND WAGES	86,491.95	403,124.15	56	52,098.20	6	461,058.43	51	0.00	904,356.00	443,297.57
5010 COMMODITIES	4,746.52	32,033.37	45	4,337.30	6	41,454.28	54	0.00	76,499.35	35,045.07
5020 SERVICES	21,122.13	140,654.15	38	29,976.14	8	172,182.84	46	0.00	372,268.65	200,085.81
<b>TOTAL EXPENDITURES</b>	<b>112,360.60</b>	<b>575,811.67</b>	<b>50</b>	<b>86,411.64</b>	<b>6</b>	<b>674,695.55</b>	<b>50</b>	<b>0.00</b>	<b>1,353,124.00</b>	<b>678,428.45</b>
<b>OTHER FINANCING SOURCES (USES)</b>										
<b>TOTAL OTHER FINANCING SOURCES (USES)</b>	<b>0.00</b>	<b>0.00</b>		<b>0.00</b>		<b>0.00</b>		<b>0.00</b>	<b>0.00</b>	<b>0.00</b>
<b>NET CHANGE IN FUND BALANCE</b>	<b>-111,290.60</b>	<b>-572,941.67</b>		<b>-85,811.64</b>		<b>-672,295.55</b>		<b>0.00</b>	<b>-1,302,724.00</b>	<b>-630,428.45</b>



**FUND DEPT 1080-030 : GENERAL CORPORATE - CIRCUIT CLERK**

8/11/2023 2:53:50 PM

**PERIOD ENDING 7/31/2023**

	ACTUAL LAST YEAR			ACTUAL THIS YEAR				ENCUMBRANCE	BUDGET	UNENCUMBERED BALANCE
	CURRENT MONTH	YEAR TO DATE	%	CURRENT MONTH	%	YEAR TO DATE	%			
<b>REVENUES</b>										
4004 INTERGOVERNMENTAL REVENUE	6,500.00	6,500.00	100	0.00	0	0.00	0	0.00	6,500.00	6,500.00
4007 CHARGES FOR SERVICES	0.00	223,334.14	17	258,156.49	43	526,895.69	88	0.00	600,000.00	73,104.31
4008 INVESTMENT EARNINGS	151.09	3,926.46	0	9,877.48	0	49,992.36	0	0.00	0.00	-49,992.36
<b>TOTAL REVENUES</b>	<b>6,651.09</b>	<b>233,760.60</b>	<b>18</b>	<b>268,033.97</b>	<b>44</b>	<b>576,888.05</b>	<b>95</b>	<b>0.00</b>	<b>606,500.00</b>	<b>29,611.95</b>
<b>EXPENDITURES</b>										
5001 SALARIES AND WAGES	136,113.75	625,077.06	52	93,144.55	7	671,111.15	48	0.00	1,396,314.00	725,202.85
5010 COMMODITIES	1,110.78	14,474.18	87	501.07	4	9,156.11	78	0.00	11,700.00	2,543.89
5020 SERVICES	1,874.29	26,231.03	54	926.55	2	12,756.51	31	0.00	40,639.00	27,882.49
<b>TOTAL EXPENDITURES</b>	<b>139,098.82</b>	<b>665,782.27</b>	<b>52</b>	<b>94,572.17</b>	<b>7</b>	<b>693,023.77</b>	<b>48</b>	<b>0.00</b>	<b>1,448,653.00</b>	<b>755,629.23</b>
<b>OTHER FINANCING SOURCES (USES)</b>										
<b>TOTAL OTHER FINANCING SOURCES (USES)</b>	<b>0.00</b>	<b>0.00</b>		<b>0.00</b>		<b>0.00</b>		<b>0.00</b>	<b>0.00</b>	<b>0.00</b>
<b>NET CHANGE IN FUND BALANCE</b>	<b>-132,447.73</b>	<b>-432,021.67</b>		<b>173,461.80</b>		<b>-116,135.72</b>		<b>0.00</b>	<b>-842,153.00</b>	<b>-726,017.28</b>



**FUND DEPT 1080-031 : GENERAL CORPORATE - CIRCUIT COURT**

8/11/2023 2:53:50 PM

**PERIOD ENDING 7/31/2023**

	ACTUAL LAST YEAR			ACTUAL THIS YEAR				ENCUMBRANCE	BUDGET	UNENCUMBERED BALANCE
	CURRENT MONTH	YEAR TO DATE	%	CURRENT MONTH	%	YEAR TO DATE	%			
<b>REVENUES</b>										
4004 INTERGOVERNMENTAL REVENUE	0.00	0.00	0	10,202.80	116	19,016.51	216	0.00	8,814.00	-10,202.51
<b>TOTAL REVENUES</b>	<b>0.00</b>	<b>0.00</b>	<b>0</b>	<b>10,202.80</b>	<b>116</b>	<b>19,016.51</b>	<b>216</b>	<b>0.00</b>	<b>8,814.00</b>	<b>-10,202.51</b>
<b>EXPENDITURES</b>										
5001 SALARIES AND WAGES	72,027.73	348,077.85	55	52,555.05	8	381,043.65	56	0.00	683,687.00	302,643.35
5010 COMMODITIES	21,499.29	68,133.10	734	1,326.55	4	18,408.80	57	0.00	32,047.19	13,638.39
5020 SERVICES	19,181.67	242,303.39	65	73,464.00	16	335,014.64	73	0.00	461,941.81	126,927.17
<b>TOTAL EXPENDITURES</b>	<b>112,708.69</b>	<b>658,514.34</b>	<b>58</b>	<b>127,345.60</b>	<b>11</b>	<b>734,467.09</b>	<b>62</b>	<b>0.00</b>	<b>1,177,676.00</b>	<b>443,208.91</b>
<b>OTHER FINANCING SOURCES (USES)</b>										
<b>TOTAL OTHER FINANCING SOURCES (USES)</b>	<b>0.00</b>	<b>0.00</b>		<b>0.00</b>		<b>0.00</b>		<b>0.00</b>	<b>0.00</b>	<b>0.00</b>
<b>NET CHANGE IN FUND BALANCE</b>	<b>-112,708.69</b>	<b>-658,514.34</b>		<b>-117,142.80</b>		<b>-715,450.58</b>		<b>0.00</b>	<b>-1,168,862.00</b>	<b>-453,411.42</b>



**FUND DEPT 1080-032 : GENERAL CORPORATE - JURY COMMISSION**

8/11/2023 2:53:50 PM

**PERIOD ENDING 7/31/2023**

	ACTUAL LAST YEAR			ACTUAL THIS YEAR				ENCUMBRANCE	BUDGET	UNENCUMBERED BALANCE
	CURRENT MONTH	YEAR TO DATE	%	CURRENT MONTH	%	YEAR TO DATE	%			
<b>REVENUES</b>										
<b>TOTAL REVENUES</b>	<b>0.00</b>	<b>0.00</b>	<b>0</b>	<b>0.00</b>	<b>0</b>	<b>0.00</b>	<b>0</b>	<b>0.00</b>	<b>0.00</b>	<b>0.00</b>
<b>EXPENDITURES</b>										
5001 SALARIES AND WAGES	5,038.50	24,529.18	52	3,509.78	7	25,520.99	52	0.00	48,977.00	23,456.01
5010 COMMODITIES	-298.50	1,991.44	23	673.21	8	4,403.82	49	0.00	8,925.00	4,521.18
5020 SERVICES	5,548.69	45,665.59	38	11,031.88	8	62,907.91	43	0.00	146,111.00	83,203.09
<b>TOTAL EXPENDITURES</b>	<b>10,288.69</b>	<b>72,186.21</b>	<b>41</b>	<b>15,214.87</b>	<b>7</b>	<b>92,832.72</b>	<b>46</b>	<b>0.00</b>	<b>204,013.00</b>	<b>111,180.28</b>
<b>NET CHANGE IN FUND BALANCE</b>	<b>-10,288.69</b>	<b>-72,186.21</b>		<b>-15,214.87</b>		<b>-92,832.72</b>		<b>0.00</b>	<b>-204,013.00</b>	<b>-111,180.28</b>



FUND DEPT 1080-036 : GENERAL CORPORATE - PUBLIC DEFENDER

8/11/2023 2:53:50 PM

PERIOD ENDING 7/31/2023

	ACTUAL LAST YEAR			ACTUAL THIS YEAR				ENCUMBRANCE	BUDGET	UNENCUMBERED BALANCE
	CURRENT MONTH	YEAR TO DATE	%	CURRENT MONTH	%	YEAR TO DATE	%			
<b>REVENUES</b>										
4004 INTERGOVERNMENTAL REVENUE	27,512.37	45,853.95	42	18,873.48	16	53,524.19	45	0.00	119,593.49	66,069.30
4007 CHARGES FOR SERVICES	0.00	9,820.13	18	655.77	1	7,333.43	15	0.00	50,000.00	42,666.57
<b>TOTAL REVENUES</b>	<b>27,512.37</b>	<b>55,674.08</b>	<b>34</b>	<b>19,529.25</b>	<b>12</b>	<b>60,857.62</b>	<b>36</b>	<b>0.00</b>	<b>169,593.49</b>	<b>108,735.87</b>
<b>EXPENDITURES</b>										
5001 SALARIES AND WAGES	131,783.61	682,482.85	51	109,513.91	7	787,467.14	53	0.00	1,479,769.00	692,301.86
5010 COMMODITIES	759.49	7,007.16	69	2,296.94	13	12,594.31	72	0.00	17,452.00	4,857.69
5020 SERVICES	3,118.71	21,422.08	57	7,354.87	15	26,620.60	53	0.00	50,208.00	23,587.40
8000 CAPITAL OUTLAY	0.00	0.00	0	0.00	0	5,307.25	100	0.00	5,307.49	0.24
<b>TOTAL EXPENDITURES</b>	<b>135,661.81</b>	<b>710,912.09</b>	<b>51</b>	<b>119,165.72</b>	<b>8</b>	<b>831,989.30</b>	<b>54</b>	<b>0.00</b>	<b>1,552,736.49</b>	<b>720,747.19</b>
<b>NET CHANGE IN FUND BALANCE</b>	<b>-108,149.44</b>	<b>-655,238.01</b>		<b>-99,636.47</b>		<b>-771,131.68</b>		<b>0.00</b>	<b>-1,383,143.00</b>	<b>-612,011.32</b>





**FUND DEPT 1080-040 : GENERAL CORPORATE - SHERIFF**

8/11/2023 2:53:50 PM

**PERIOD ENDING 7/31/2023**

	ACTUAL LAST YEAR			ACTUAL THIS YEAR				ENCUMBRANCE	BUDGET	UNENCUMBERED BALANCE
	CURRENT MONTH	YEAR TO DATE	%	CURRENT MONTH	%	YEAR TO DATE	%			
<b>REVENUES</b>										
4004 INTERGOVERNMENTAL REVENUE	22,513.70	486,105.86	41	75,102.48	6	376,986.09	32	0.00	1,188,583.00	811,596.91
4005 FINES AND FORFEITURES	0.00	12,077.58	40	1,991.66	7	11,401.42	38	0.00	30,000.00	18,598.58
4007 CHARGES FOR SERVICES	8,973.85	87,803.00	46	10,692.30	7	82,086.75	57	0.00	145,000.00	62,913.25
4009 MISCELLANEOUS REVENUES	0.00	44,742.00	92	-1,150.65	-3	33,237.99	89	0.00	37,375.00	4,137.01
<b>TOTAL REVENUES</b>	<b>31,487.55</b>	<b>630,728.44</b>	<b>44</b>	<b>86,635.79</b>	<b>6</b>	<b>503,712.25</b>	<b>36</b>	<b>0.00</b>	<b>1,400,958.00</b>	<b>897,245.75</b>
<b>EXPENDITURES</b>										
5001 SALARIES AND WAGES	30,793.34	156,858.68	56	24,801.89	8	176,712.50	58	0.00	305,221.00	128,508.50
5002 LAW ENFORCEMENT SALARIES	530,003.25	2,572,837.95	57	392,251.14	9	2,779,657.40	61	0.00	4,566,361.00	1,786,703.60
5003 FRINGE BENEFITS	0.00	537.78	93	0.00	0	0.00	0	0.00	0.00	0.00
5010 COMMODITIES	27,642.10	175,872.66	75	33,382.88	11	176,028.04	57	0.00	309,409.00	133,380.96
5020 SERVICES	188,480.27	772,099.43	78	221,995.18	22	783,090.84	76	0.00	1,026,515.00	243,424.16
8000 CAPITAL OUTLAY	0.00	290,622.76	86	0.00	0	240,810.00	90	0.00	268,185.00	27,375.00
<b>TOTAL EXPENDITURES</b>	<b>776,918.96</b>	<b>3,968,829.26</b>	<b>63</b>	<b>672,431.09</b>	<b>10</b>	<b>4,156,298.78</b>	<b>64</b>	<b>0.00</b>	<b>6,475,691.00</b>	<b>2,319,392.22</b>
<b>OTHER FINANCING SOURCES (USES)</b>										
6001 OTHER FINANCING SOURCES	0.00	665.75	0	0.00	0	0.00	0	0.00	0.00	0.00
<b>TOTAL OTHER FINANCING SOURCES (USES)</b>	<b>0.00</b>	<b>665.75</b>		<b>0.00</b>		<b>0.00</b>		<b>0.00</b>	<b>0.00</b>	<b>0.00</b>
<b>NET CHANGE IN FUND BALANCE</b>	<b>-745,431.41</b>	<b>-3,337,435.07</b>		<b>-585,795.30</b>		<b>-3,652,586.53</b>		<b>0.00</b>	<b>-5,074,733.00</b>	<b>-1,422,146.47</b>



FUND DEPT 1080-041 : GENERAL CORPORATE - STATES ATTORNEY

8/11/2023 2:53:50 PM

PERIOD ENDING 7/31/2023

	ACTUAL LAST YEAR			ACTUAL THIS YEAR				ENCUMBRANCE	BUDGET	UNENCUMBERED BALANCE
	CURRENT MONTH	YEAR TO DATE	%	CURRENT MONTH	%	YEAR TO DATE	%			
<b>REVENUES</b>										
4004 INTERGOVERNMENTAL REVENUE	55,150.78	112,311.57	52	40,225.93	18	113,706.61	52	0.00	219,754.00	106,047.39
4005 FINES AND FORFEITURES	0.00	281,676.48	46	30,671.54	5	195,993.43	32	0.00	610,000.00	414,006.57
4007 CHARGES FOR SERVICES	0.00	28,676.94	34	6,989.69	8	40,460.68	48	0.00	85,000.00	44,539.32
4009 MISCELLANEOUS REVENUES	0.00	0.00	0	0.00	0	220.00	0	0.00	0.00	-220.00
<b>TOTAL REVENUES</b>	<b>55,150.78</b>	<b>422,664.99</b>	<b>46</b>	<b>77,887.16</b>	<b>9</b>	<b>350,380.72</b>	<b>38</b>	<b>0.00</b>	<b>914,754.00</b>	<b>564,373.28</b>
<b>EXPENDITURES</b>										
5001 SALARIES AND WAGES	281,104.23	1,363,448.10	57	196,991.34	8	1,424,433.66	56	0.00	2,553,942.00	1,129,508.34
5010 COMMODITIES	4,971.71	24,284.75	57	6,417.13	13	32,016.00	63	0.00	50,590.00	18,574.00
5020 SERVICES	6,498.03	83,473.29	62	6,975.50	5	101,183.83	72	0.00	140,710.00	39,526.17
<b>TOTAL EXPENDITURES</b>	<b>292,573.97</b>	<b>1,471,206.14</b>	<b>57</b>	<b>210,383.97</b>	<b>8</b>	<b>1,557,633.49</b>	<b>57</b>	<b>0.00</b>	<b>2,745,242.00</b>	<b>1,187,608.51</b>
<b>OTHER FINANCING SOURCES (USES)</b>										
<b>TOTAL OTHER FINANCING SOURCES (USES)</b>	<b>0.00</b>	<b>0.00</b>		<b>0.00</b>		<b>0.00</b>		<b>0.00</b>	<b>0.00</b>	<b>0.00</b>
<b>NET CHANGE IN FUND BALANCE</b>	<b>-237,423.19</b>	<b>-1,048,541.15</b>		<b>-132,496.81</b>		<b>-1,207,252.77</b>		<b>0.00</b>	<b>-1,830,488.00</b>	<b>-623,235.23</b>



**FUND DEPT 1080-042 : GENERAL CORPORATE - CORONER**

8/11/2023 2:53:50 PM

**PERIOD ENDING 7/31/2023**

	ACTUAL LAST YEAR			ACTUAL THIS YEAR				ENCUMBRANCE	BUDGET	UNENCUMBERED BALANCE
	CURRENT MONTH	YEAR TO DATE	%	CURRENT MONTH	%	YEAR TO DATE	%			
<b>REVENUES</b>										
4004 INTERGOVERNMENTAL REVENUE	0.00	11,630.00	103	0.00	0	8,495.00	50	0.00	17,130.00	8,635.00
4007 CHARGES FOR SERVICES	6,645.00	48,581.80	84	9,910.00	15	60,426.83	93	0.00	65,000.00	4,573.17
4009 MISCELLANEOUS REVENUES	4,512.19	4,512.19	0	3,212.00	70	4,987.00	108	0.00	4,600.00	-387.00
<b>TOTAL REVENUES</b>	<b>11,157.19</b>	<b>64,723.99</b>	<b>93</b>	<b>13,122.00</b>	<b>15</b>	<b>73,908.83</b>	<b>85</b>	<b>0.00</b>	<b>86,730.00</b>	<b>12,821.17</b>
<b>EXPENDITURES</b>										
5001 SALARIES AND WAGES	54,321.26	269,327.55	53	40,106.63	8	271,029.35	51	0.00	533,489.00	262,459.65
5003 FRINGE BENEFITS	49.00	249.00	21	0.00	0	0.00	0	0.00	1,200.00	1,200.00
5010 COMMODITIES	2,676.22	8,775.53	34	937.07	3	13,761.61	41	0.00	33,290.00	19,528.39
5020 SERVICES	23,187.62	108,231.97	54	20,408.38	10	100,769.44	48	0.00	209,298.00	108,528.56
<b>TOTAL EXPENDITURES</b>	<b>80,234.10</b>	<b>386,584.05</b>	<b>53</b>	<b>61,452.08</b>	<b>8</b>	<b>385,560.40</b>	<b>50</b>	<b>0.00</b>	<b>777,277.00</b>	<b>391,716.60</b>
<b>NET CHANGE IN FUND BALANCE</b>	<b>-69,076.91</b>	<b>-321,860.06</b>		<b>-48,330.08</b>		<b>-311,651.57</b>		<b>0.00</b>	<b>-690,547.00</b>	<b>-378,895.43</b>



**FUND DEPT 1080-043 : GENERAL CORPORATE - EMERGENCY MGMT AGCY (EMA)**

8/11/2023 2:53:50 PM

**PERIOD ENDING 7/31/2023**

	ACTUAL LAST YEAR			ACTUAL THIS YEAR				ENCUMBRANCE	BUDGET	UNENCUMBERED BALANCE
	CURRENT MONTH	YEAR TO DATE	%	CURRENT MONTH	%	YEAR TO DATE	%			
<b>REVENUES</b>										
4004 INTERGOVERNMENTAL REVENUE	-47,615.00	47,746.18	79	0.00	0	0.00	0	0.00	65,000.00	65,000.00
4009 MISCELLANEOUS REVENUES	0.00	780.00	0	0.00	0	0.00	0	0.00	0.00	0.00
<b>TOTAL REVENUES</b>	<b>-47,615.00</b>	<b>48,526.18</b>	<b>80</b>	<b>0.00</b>	<b>0</b>	<b>0.00</b>	<b>0</b>	<b>0.00</b>	<b>65,000.00</b>	<b>65,000.00</b>
<b>EXPENDITURES</b>										
5001 SALARIES AND WAGES	15,547.80	75,147.69	55	10,884.00	8	70,263.04	49	0.00	142,188.00	71,924.96
5010 COMMODITIES	764.10	3,867.76	66	282.71	6	1,591.08	32	0.00	4,925.00	3,333.92
5020 SERVICES	2,633.97	8,495.12	31	1,929.59	7	15,001.17	51	0.00	29,177.00	14,175.83
<b>TOTAL EXPENDITURES</b>	<b>18,945.87</b>	<b>87,510.57</b>	<b>52</b>	<b>13,096.30</b>	<b>7</b>	<b>86,855.29</b>	<b>49</b>	<b>0.00</b>	<b>176,290.00</b>	<b>89,434.71</b>
<b>NET CHANGE IN FUND BALANCE</b>	<b>-66,560.87</b>	<b>-38,984.39</b>		<b>-13,096.30</b>		<b>-86,855.29</b>		<b>0.00</b>	<b>-111,290.00</b>	<b>-24,434.71</b>



FUND DEPT 1080-051 : GENERAL CORPORATE - JUVENILE DETENTION CENTER

8/11/2023 2:53:50 PM

PERIOD ENDING 7/31/2023

	ACTUAL LAST YEAR			ACTUAL THIS YEAR				ENCUMBRANCE	BUDGET	UNENCUMBERED BALANCE
	CURRENT MONTH	YEAR TO DATE	%	CURRENT MONTH	%	YEAR TO DATE	%			
<b>REVENUES</b>										
4004 INTERGOVERNMENTAL REVENUE	336,732.80	560,982.98	39	109,798.66	7	522,415.98	34	0.00	1,557,508.00	1,035,092.02
4009 MISCELLANEOUS REVENUES	0.00	2,664.61	0	0.00	0	30.12	0	0.00	0.00	-30.12
<b>TOTAL REVENUES</b>	<b>336,732.80</b>	<b>563,647.59</b>	<b>39</b>	<b>109,798.66</b>	<b>7</b>	<b>522,446.10</b>	<b>34</b>	<b>0.00</b>	<b>1,557,508.00</b>	<b>1,035,061.90</b>
<b>EXPENDITURES</b>										
5001 SALARIES AND WAGES	141,587.01	642,369.84	46	145,684.28	9	797,108.61	52	0.00	1,540,185.82	743,077.21
5010 COMMODITIES	1,626.60	16,043.36	47	7,270.03	9	41,924.05	53	0.00	78,611.00	36,686.95
5020 SERVICES	36,750.19	141,403.25	34	2,883.49	1	157,322.26	50	0.00	315,510.00	158,187.74
<b>TOTAL EXPENDITURES</b>	<b>179,963.80</b>	<b>799,816.45</b>	<b>43</b>	<b>155,837.80</b>	<b>8</b>	<b>996,354.92</b>	<b>52</b>	<b>0.00</b>	<b>1,934,306.82</b>	<b>937,951.90</b>
<b>OTHER FINANCING SOURCES (USES)</b>										
<b>TOTAL OTHER FINANCING SOURCES (USES)</b>	<b>0.00</b>	<b>0.00</b>		<b>0.00</b>		<b>0.00</b>		<b>0.00</b>	<b>0.00</b>	<b>0.00</b>
<b>NET CHANGE IN FUND BALANCE</b>	<b>156,769.00</b>	<b>-236,168.86</b>		<b>-46,039.14</b>		<b>-473,908.82</b>		<b>0.00</b>	<b>-376,798.82</b>	<b>97,110.00</b>



**FUND DEPT 1080-052 : GENERAL CORPORATE - COURT SERVICES - PROBATION**

8/11/2023 2:53:50 PM

**PERIOD ENDING 7/31/2023**

	ACTUAL LAST YEAR			ACTUAL THIS YEAR				ENCUMBRANCE	BUDGET	UNENCUMBERED BALANCE
	CURRENT MONTH	YEAR TO DATE	%	CURRENT MONTH	%	YEAR TO DATE	%			
<b>REVENUES</b>										
4004 INTERGOVERNMENTAL REVENUE	289,587.31	443,421.45	47	87,156.02	9	424,889.87	43	0.00	988,271.00	563,381.13
<b>TOTAL REVENUES</b>	<b>289,587.31</b>	<b>443,421.45</b>	<b>47</b>	<b>87,156.02</b>	<b>9</b>	<b>424,889.87</b>	<b>43</b>	<b>0.00</b>	<b>988,271.00</b>	<b>563,381.13</b>
<b>EXPENDITURES</b>										
5001 SALARIES AND WAGES	196,526.69	909,830.21	54	140,826.40	8	1,051,061.40	56	0.00	1,862,821.18	811,759.78
5010 COMMODITIES	1,425.15	8,287.49	48	1,075.58	6	6,603.74	36	0.00	18,455.00	11,851.26
5020 SERVICES	488.45	3,154.27	32	363.66	4	2,640.32	28	0.00	9,600.00	6,959.68
<b>TOTAL EXPENDITURES</b>	<b>198,440.29</b>	<b>921,271.97</b>	<b>54</b>	<b>142,265.64</b>	<b>8</b>	<b>1,060,305.46</b>	<b>56</b>	<b>0.00</b>	<b>1,890,876.18</b>	<b>830,570.72</b>
<b>OTHER FINANCING SOURCES (USES)</b>										
<b>TOTAL OTHER FINANCING SOURCES (USES)</b>	<b>0.00</b>	<b>0.00</b>		<b>0.00</b>		<b>0.00</b>		<b>0.00</b>	<b>0.00</b>	<b>0.00</b>
<b>NET CHANGE IN FUND BALANCE</b>	<b>91,147.02</b>	<b>-477,850.52</b>		<b>-55,109.62</b>		<b>-635,415.59</b>		<b>0.00</b>	<b>-902,605.18</b>	<b>-267,189.59</b>



**FUND DEPT 1080-057 : GENERAL CORPORATE - DEPUTY SHERIFF MERIT COMM**

8/11/2023 2:53:50 PM

**PERIOD ENDING 7/31/2023**

	ACTUAL LAST YEAR			ACTUAL THIS YEAR				ENCUMBRANCE	BUDGET	UNENCUMBERED BALANCE
	CURRENT MONTH	YEAR TO DATE	%	CURRENT MONTH	%	YEAR TO DATE	%			
<b>REVENUES</b>										
<b>TOTAL REVENUES</b>	<b>0.00</b>	<b>0.00</b>	<b>0</b>	<b>0.00</b>	<b>0</b>	<b>0.00</b>	<b>0</b>	<b>0.00</b>	<b>0.00</b>	<b>0.00</b>
<b>EXPENDITURES</b>										
5001 SALARIES AND WAGES	0.00	225.00	24	0.00	0	0.00	0	0.00	950.00	950.00
5010 COMMODITIES	0.00	0.00	0	0.00	0	0.00	0	0.00	300.00	300.00
5020 SERVICES	2,647.14	18,699.06	92	2,574.50	10	21,314.83	82	0.00	25,910.00	4,595.17
<b>TOTAL EXPENDITURES</b>	<b>2,647.14</b>	<b>18,924.06</b>	<b>87</b>	<b>2,574.50</b>	<b>9</b>	<b>21,314.83</b>	<b>78</b>	<b>0.00</b>	<b>27,160.00</b>	<b>5,845.17</b>
<b>NET CHANGE IN FUND BALANCE</b>	<b>-2,647.14</b>	<b>-18,924.06</b>		<b>-2,574.50</b>		<b>-21,314.83</b>		<b>0.00</b>	<b>-27,160.00</b>	<b>-5,845.17</b>



**FUND DEPT 1080-059 : GENERAL CORPORATE - FACILITIES PLANNING**

8/11/2023 2:53:50 PM

**PERIOD ENDING 7/31/2023**

	ACTUAL LAST YEAR			ACTUAL THIS YEAR				ENCUMBRANCE	BUDGET	UNENCUMBERED BALANCE
	CURRENT MONTH	YEAR TO DATE	%	CURRENT MONTH	%	YEAR TO DATE	%			
<b>EXPENDITURES</b>										
<b>TOTAL EXPENDITURES</b>	0.00	0.00	0	0.00	0	0.00	0	0.00	0.00	0.00
<b>NET CHANGE IN FUND BALANCE</b>	0.00	0.00		0.00		0.00		0.00	0.00	0.00





**FUND DEPT 1080-071 : GENERAL CORPORATE - PUBLIC PROP (PHYS, PLNT, FAC)**

8/11/2023 2:53:50 PM

**PERIOD ENDING 7/31/2023**

	ACTUAL LAST YEAR			ACTUAL THIS YEAR				ENCUMBRANCE	BUDGET	UNENCUMBERED BALANCE
	CURRENT MONTH	YEAR TO DATE	%	CURRENT MONTH	%	YEAR TO DATE	%			
<b>REVENUES</b>										
4007 CHARGES FOR SERVICES	431.51	8,178.94	14	18,277.16	31	19,091.23	32	0.00	59,000.00	39,908.77
4009 MISCELLANEOUS REVENUES	3,654.11	14,457.41	43	4,362.98	0	6,377.73	0	0.00	0.00	-6,377.73
4010 RENTS AND ROYALTIES	133,075.07	678,811.15	76	318,700.83	39	678,846.93	82	0.00	824,084.00	145,237.07
<b>TOTAL REVENUES</b>	<b>137,160.69</b>	<b>701,447.50</b>	<b>71</b>	<b>341,340.97</b>	<b>39</b>	<b>704,315.89</b>	<b>80</b>	<b>0.00</b>	<b>883,084.00</b>	<b>178,768.11</b>
<b>EXPENDITURES</b>										
5001 SALARIES AND WAGES	114,940.46	559,565.34	55	84,247.22	8	595,068.93	53	0.00	1,114,032.00	518,963.07
5010 COMMODITIES	6,474.06	82,375.99	70	11,341.95	7	79,266.10	51	0.00	153,945.09	74,678.99
5020 SERVICES	76,040.69	461,660.17	26	70,843.58	7	506,691.43	49	0.00	1,038,514.91	531,823.48
5050 INTEREST AND FISCAL CHARGES	0.00	4,637.50	3	0.00	0	3,106.25	2	0.00	181,263.00	178,156.75
8000 CAPITAL OUTLAY	0.00	0.00	0	450,010.00	107	450,010.00	107	0.00	422,061.60	-27,948.40
<b>TOTAL EXPENDITURES</b>	<b>197,455.21</b>	<b>1,108,239.00</b>	<b>36</b>	<b>616,442.75</b>	<b>21</b>	<b>1,634,142.71</b>	<b>56</b>	<b>0.00</b>	<b>2,909,816.60</b>	<b>1,275,673.89</b>
<b>OTHER FINANCING SOURCES (USES)</b>										
7001 OTHER FINANCING USES	0.00	0.00	0	0.00	0	0.00	0	0.00	-1,587,938.40	-1,587,938.40
<b>TOTAL OTHER FINANCING SOURCES (USES)</b>	<b>0.00</b>	<b>0.00</b>		<b>0.00</b>		<b>0.00</b>		<b>0.00</b>	<b>-1,587,938.40</b>	<b>-1,587,938.40</b>
<b>NET CHANGE IN FUND BALANCE</b>	<b>-60,294.52</b>	<b>-406,791.50</b>		<b>-275,101.78</b>		<b>-929,826.82</b>		<b>0.00</b>	<b>-3,614,671.00</b>	<b>-2,684,844.18</b>



**FUND DEPT 1080-072 : GENERAL CORPORATE - ADA COMPLIANCE**

8/11/2023 2:53:50 PM

**PERIOD ENDING 7/31/2023**

	ACTUAL LAST YEAR			ACTUAL THIS YEAR				ENCUMBRANCE	BUDGET	UNENCUMBERED BALANCE
	CURRENT MONTH	YEAR TO DATE	%	CURRENT MONTH	%	YEAR TO DATE	%			
<b>EXPENDITURES</b>										
<b>TOTAL EXPENDITURES</b>	0.00	0.00	0	0.00	0	0.00	0	0.00	0.00	0.00
<b>NET CHANGE IN FUND BALANCE</b>	0.00	0.00		0.00		0.00		0.00	0.00	0.00



FUND DEPT 1080-075 : GENERAL CORPORATE - GENERAL COUNTY

8/11/2023 2:53:50 PM

PERIOD ENDING 7/31/2023

	ACTUAL LAST YEAR			ACTUAL THIS YEAR				ENCUMBRANCE	BUDGET	UNENCUMBERED BALANCE
	CURRENT MONTH	YEAR TO DATE	%	CURRENT MONTH	%	YEAR TO DATE	%			
<b>REVENUES</b>										
4001 PROPERTY TAX	2,917,977.08	6,603,270.43	50	3,733,225.13	22	7,467,003.22	45	0.00	16,618,524.00	9,151,520.78
4002 LOCAL SALES TAX	5,504.66	8,801.38	16	4,747.12	14	10,821.16	32	0.00	34,000.00	23,178.84
4003 OTHER TAXES	5,204.95	16,590.01	166	3,909.74	11	19,943.29	57	0.00	35,000.00	15,056.71
4004 INTERGOVERNMENTAL REVENUE	4,987,474.55	8,825,474.84	58	2,831,902.10	16	8,494,692.87	49	0.00	17,352,201.00	8,857,508.13
4007 CHARGES FOR SERVICES	700.00	2,340.00	8	160.00	1	3,740.00	12	0.00	30,000.00	26,260.00
4008 INVESTMENT EARNINGS	27,610.21	50,090.01	501	18,388.80	46	68,807.78	172	0.00	40,000.00	-28,807.78
4009 MISCELLANEOUS REVENUES	0.00	800.00	0	0.00	0	0.00	0	0.00	0.00	0.00
<b>TOTAL REVENUES</b>	<b>7,944,471.45</b>	<b>15,507,366.67</b>	<b>54</b>	<b>6,592,332.89</b>	<b>19</b>	<b>16,065,008.32</b>	<b>47</b>	<b>0.00</b>	<b>34,109,725.00</b>	<b>18,044,716.68</b>
<b>EXPENDITURES</b>										
5003 FRINGE BENEFITS	245,861.24	1,510,261.18	46	188.00	0	1,479,909.46	40	0.00	3,702,654.00	2,222,744.54
5009 GEN GOV - FINANCIAL ADMIN	0.00	0.00	0	0.00	0	0.00	0	0.00	-487,000.00	-487,000.00
5020 SERVICES	4,250.00	187,408.12	30	22,080.75	3	140,958.94	16	16,300.00	876,431.00	719,172.06
5050 INTEREST AND FISCAL CHARGES	0.00	0.00	0	0.00	0	0.00	0	0.00	2,000.00	2,000.00
<b>TOTAL EXPENDITURES</b>	<b>250,111.24</b>	<b>1,697,669.30</b>	<b>43</b>	<b>22,268.75</b>	<b>1</b>	<b>1,620,868.40</b>	<b>40</b>	<b>16,300.00</b>	<b>4,094,085.00</b>	<b>2,456,916.60</b>
<b>OTHER FINANCING SOURCES (USES)</b>										
6001 OTHER FINANCING SOURCES	0.00	0.00	0	0.00	0	0.00	0	0.00	109,702.00	109,702.00
7001 OTHER FINANCING USES	0.00	0.00	0	0.00	0	0.00	0	0.00	-2,091,363.00	-2,091,363.00
<b>TOTAL OTHER FINANCING SOURCES (USES)</b>	<b>0.00</b>	<b>0.00</b>		<b>0.00</b>		<b>0.00</b>		<b>0.00</b>	<b>-1,981,661.00</b>	<b>-1,981,661.00</b>
<b>NET CHANGE IN FUND BALANCE</b>	<b>7,694,360.21</b>	<b>13,809,697.37</b>		<b>6,570,064.14</b>		<b>14,444,139.92</b>		<b>-16,300.00</b>	<b>28,033,979.00</b>	<b>13,606,139.08</b>



FUND DEPT 1080-077 : GENERAL CORPORATE - ZONING AND ENFORCE (P&Z)

8/11/2023 2:53:50 PM

PERIOD ENDING 7/31/2023

	ACTUAL LAST YEAR			ACTUAL THIS YEAR				ENCUMBRANCE	BUDGET	UNENCUMBERED BALANCE
	CURRENT MONTH	YEAR TO DATE	%	CURRENT MONTH	%	YEAR TO DATE	%			
<b>REVENUES</b>										
4006 LICENSES AND PERMITS	0.00	22,173.00	10	23,300.00	11	50,413.00	23	0.00	217,006.00	166,593.00
4007 CHARGES FOR SERVICES	0.00	3,082.00	24	10,080.00	119	33,805.00	400	0.00	8,461.00	-25,344.00
<b>TOTAL REVENUES</b>	<b>0.00</b>	<b>25,255.00</b>	<b>11</b>	<b>33,380.00</b>	<b>15</b>	<b>84,218.00</b>	<b>37</b>	<b>0.00</b>	<b>225,467.00</b>	<b>141,249.00</b>
<b>EXPENDITURES</b>										
5001 SALARIES AND WAGES	56,308.97	241,400.72	47	26,088.67	5	202,218.15	40	0.00	505,745.00	303,526.85
5010 COMMODITIES	201.46	3,019.04	62	65.52	1	3,001.61	59	0.00	5,125.00	2,123.39
5020 SERVICES	2,124.78	6,239.79	30	2,030.36	10	7,542.94	36	0.00	20,727.00	13,184.06
<b>TOTAL EXPENDITURES</b>	<b>58,635.21</b>	<b>250,659.55</b>	<b>47</b>	<b>28,184.55</b>	<b>5</b>	<b>212,762.70</b>	<b>40</b>	<b>0.00</b>	<b>531,597.00</b>	<b>318,834.30</b>
<b>NET CHANGE IN FUND BALANCE</b>	<b>-58,635.21</b>	<b>-225,404.55</b>		<b>5,195.45</b>		<b>-128,544.70</b>		<b>0.00</b>	<b>-306,130.00</b>	<b>-177,585.30</b>



**FUND DEPT 1080-124 : GENERAL CORPORATE - REGIONAL OFFICE EDUCATION**

8/11/2023 2:53:50 PM

**PERIOD ENDING 7/31/2023**

	ACTUAL LAST YEAR			ACTUAL THIS YEAR				ENCUMBRANCE	BUDGET	UNENCUMBERED BALANCE
	CURRENT MONTH	YEAR TO DATE	%	CURRENT MONTH	%	YEAR TO DATE	%			
<b>EXPENDITURES</b>										
5020 SERVICES	0.00	117,111.02	50	0.00	0	120,410.16	50	0.00	240,821.00	120,410.84
<b>TOTAL EXPENDITURES</b>	<b>0.00</b>	<b>117,111.02</b>	<b>50</b>	<b>0.00</b>	<b>0</b>	<b>120,410.16</b>	<b>50</b>	<b>0.00</b>	<b>240,821.00</b>	<b>120,410.84</b>
<b>NET CHANGE IN FUND BALANCE</b>	<b>0.00</b>	<b>-117,111.02</b>		<b>0.00</b>		<b>-120,410.16</b>		<b>0.00</b>	<b>-240,821.00</b>	<b>-120,410.84</b>



FUND DEPT 1080-127 : GENERAL CORPORATE - VETERANS ASSISTNC COMMISSN

8/11/2023 2:53:50 PM

PERIOD ENDING 7/31/2023

	ACTUAL LAST YEAR			ACTUAL THIS YEAR				ENCUMBRANCE	BUDGET	UNENCUMBERED BALANCE
	CURRENT MONTH	YEAR TO DATE	%	CURRENT MONTH	%	YEAR TO DATE	%			
<b>REVENUES</b>										
4009 MISCELLANEOUS REVENUES	0.00	0.00	0	5,000.00	0	5,500.00	0	0.00	0.00	-5,500.00
<b>TOTAL REVENUES</b>	<b>0.00</b>	<b>0.00</b>	<b>0</b>	<b>5,000.00</b>	<b>0</b>	<b>5,500.00</b>	<b>0</b>	<b>0.00</b>	<b>0.00</b>	<b>-5,500.00</b>
<b>EXPENDITURES</b>										
5001 SALARIES AND WAGES	5,520.96	26,454.60	55	3,074.56	5	37,409.82	66	0.00	56,959.00	19,549.18
5020 SERVICES	6,175.00	51,009.00	58	6,430.00	8	47,385.55	58	0.00	81,699.00	34,313.45
<b>TOTAL EXPENDITURES</b>	<b>11,695.96</b>	<b>77,463.60</b>	<b>57</b>	<b>9,504.56</b>	<b>7</b>	<b>84,795.37</b>	<b>61</b>	<b>0.00</b>	<b>138,658.00</b>	<b>53,862.63</b>
<b>NET CHANGE IN FUND BALANCE</b>	<b>-11,695.96</b>	<b>-77,463.60</b>		<b>-4,504.56</b>		<b>-79,295.37</b>		<b>0.00</b>	<b>-138,658.00</b>	<b>-59,362.63</b>



FUND DEPT 1080-130 : GENERAL CORPORATE - CIRC CLK SUPPORT ENFORCE

8/11/2023 2:53:50 PM

PERIOD ENDING 7/31/2023

	ACTUAL LAST YEAR			ACTUAL THIS YEAR				ENCUMBRANCE	BUDGET	UNENCUMBERED BALANCE
	CURRENT MONTH	YEAR TO DATE	%	CURRENT MONTH	%	YEAR TO DATE	%			
<b>REVENUES</b>										
4004 INTERGOVERNMENTAL REVENUE	0.00	0.00	0	3,150.00	26	7,917.00	66	0.00	12,000.00	4,083.00
<b>TOTAL REVENUES</b>	<b>0.00</b>	<b>0.00</b>	<b>0</b>	<b>3,150.00</b>	<b>26</b>	<b>7,917.00</b>	<b>66</b>	<b>0.00</b>	<b>12,000.00</b>	<b>4,083.00</b>
<b>EXPENDITURES</b>										
5001 SALARIES AND WAGES	0.00	0.00	0	0.00	0	0.00	0	0.00	12,000.00	12,000.00
<b>TOTAL EXPENDITURES</b>	<b>0.00</b>	<b>0.00</b>	<b>0</b>	<b>0.00</b>	<b>0</b>	<b>0.00</b>	<b>0</b>	<b>0.00</b>	<b>12,000.00</b>	<b>12,000.00</b>
<b>OTHER FINANCING SOURCES (USES)</b>										
<b>TOTAL OTHER FINANCING SOURCES (USES)</b>	<b>0.00</b>	<b>0.00</b>		<b>0.00</b>		<b>0.00</b>		<b>0.00</b>	<b>0.00</b>	<b>0.00</b>
<b>NET CHANGE IN FUND BALANCE</b>	<b>0.00</b>	<b>0.00</b>		<b>3,150.00</b>		<b>7,917.00</b>		<b>0.00</b>	<b>0.00</b>	<b>-7,917.00</b>



FUND DEPT 1080-140 : GENERAL CORPORATE - CORRECTIONAL CENTER

8/11/2023 2:53:50 PM

PERIOD ENDING 7/31/2023

	ACTUAL LAST YEAR			ACTUAL THIS YEAR				ENCUMBRANCE	BUDGET	UNENCUMBERED BALANCE
	CURRENT MONTH	YEAR TO DATE	%	CURRENT MONTH	%	YEAR TO DATE	%			
<b>REVENUES</b>										
4004 INTERGOVERNMENTAL REVENUE	0.00	207,783.27	66	898.80	1	31,701.40	33	0.00	96,340.00	64,638.60
4007 CHARGES FOR SERVICES	5,850.00	160,941.31	38	29,684.25	8	190,657.33	54	0.00	350,000.00	159,342.67
4009 MISCELLANEOUS REVENUES	727.12	30,028.07	133	5,308.44	10	26,350.58	50	0.00	53,000.00	26,649.42
<b>TOTAL REVENUES</b>	<b>6,577.12</b>	<b>398,752.65</b>	<b>53</b>	<b>35,891.49</b>	<b>7</b>	<b>248,709.31</b>	<b>50</b>	<b>0.00</b>	<b>499,340.00</b>	<b>250,630.69</b>
<b>EXPENDITURES</b>										
5001 SALARIES AND WAGES	372,959.04	1,767,624.37	54	346,012.03	9	2,047,159.77	55	0.00	3,704,833.00	1,657,673.23
5002 LAW ENFORCEMENT SALARIES	175,171.95	1,068,247.79	53	118,828.67	8	784,417.59	50	0.00	1,582,371.00	797,953.41
5003 FRINGE BENEFITS	33.99	572.20	89	0.00	0	0.00	0	0.00	0.00	0.00
5010 COMMODITIES	32,005.81	134,083.78	48	66,639.69	11	406,365.38	70	0.00	582,664.49	176,299.11
5020 SERVICES	369,673.72	1,908,509.20	49	455,861.43	10	2,582,254.63	59	0.00	4,396,904.52	1,814,649.89
8000 CAPITAL OUTLAY	0.00	0.00	0	0.00	0	5,148.99	100	0.00	5,148.99	0.00
<b>TOTAL EXPENDITURES</b>	<b>949,844.51</b>	<b>4,879,037.34</b>	<b>51</b>	<b>987,341.82</b>	<b>10</b>	<b>5,825,346.36</b>	<b>57</b>	<b>0.00</b>	<b>10,271,922.00</b>	<b>4,446,575.64</b>
<b>OTHER FINANCING SOURCES (USES)</b>										
6001 OTHER FINANCING SOURCES	0.00	10.00	0	0.00	0	0.00	0	0.00	1,419,251.00	1,419,251.00
<b>TOTAL OTHER FINANCING SOURCES (USES)</b>	<b>0.00</b>	<b>10.00</b>		<b>0.00</b>		<b>0.00</b>		<b>0.00</b>	<b>1,419,251.00</b>	<b>1,419,251.00</b>
<b>NET CHANGE IN FUND BALANCE</b>	<b>-943,267.39</b>	<b>-4,480,274.69</b>		<b>-951,450.33</b>		<b>-5,576,637.05</b>		<b>0.00</b>	<b>-8,353,331.00</b>	<b>-2,776,693.95</b>





FUND DEPT 1080-141 : GENERAL CORPORATE - STS ATTY SUPPORT ENFORCE

8/11/2023 2:53:50 PM

PERIOD ENDING 7/31/2023

	ACTUAL LAST YEAR			ACTUAL THIS YEAR				ENCUMBRANCE	BUDGET	UNENCUMBERED BALANCE
	CURRENT MONTH	YEAR TO DATE	%	CURRENT MONTH	%	YEAR TO DATE	%			
<b>REVENUES</b>										
4004 INTERGOVERNMENTAL REVENUE	21,294.37	122,669.45	38	21,538.73	7	172,658.15	52	0.00	331,315.00	158,656.85
<b>TOTAL REVENUES</b>	<b>21,294.37</b>	<b>122,669.45</b>	<b>38</b>	<b>21,538.73</b>	<b>7</b>	<b>172,658.15</b>	<b>52</b>	<b>0.00</b>	<b>331,315.00</b>	<b>158,656.85</b>
<b>EXPENDITURES</b>										
5001 SALARIES AND WAGES	28,247.77	131,314.91	57	12,763.04	5	122,370.48	46	0.00	265,812.00	143,441.52
5003 FRINGE BENEFITS	7,817.43	43,004.05	48	2,700.75	3	36,728.70	41	0.00	90,244.00	53,515.30
5010 COMMODITIES	688.97	1,860.88	21	189.78	2	769.80	7	0.00	10,500.00	9,730.20
5020 SERVICES	41.45	1,268.08	4	41.48	0	912.06	3	0.00	27,900.00	26,987.94
<b>TOTAL EXPENDITURES</b>	<b>36,795.62</b>	<b>177,447.92</b>	<b>50</b>	<b>15,695.05</b>	<b>4</b>	<b>160,781.04</b>	<b>41</b>	<b>0.00</b>	<b>394,456.00</b>	<b>233,674.96</b>
<b>NET CHANGE IN FUND BALANCE</b>	<b>-15,501.25</b>	<b>-54,778.47</b>		<b>5,843.68</b>		<b>11,877.11</b>		<b>0.00</b>	<b>-63,141.00</b>	<b>-75,018.11</b>




FUND DEPT 2060-100 : RPC - POLICE TRAINING - REGIONAL PLANNING COMMISSION

8/11/2023 2:53:50 PM

PERIOD ENDING 7/31/2023

	ACTUAL LAST YEAR			ACTUAL THIS YEAR				ENCUMBRANCE	BUDGET	UNENCUMBERED BALANCE
	CURRENT MONTH	YEAR TO DATE	%	CURRENT MONTH	%	YEAR TO DATE	%			
<b>REVENUES</b>										
4004 INTERGOVERNMENTAL REVENUE	0.00	0.00	0	0.00	0	0.00	0	0.00	213,666.00	213,666.00
4007 CHARGES FOR SERVICES	0.00	0.00	0	0.00	0	0.00	0	0.00	5,000.00	5,000.00
<b>TOTAL REVENUES</b>	<b>0.00</b>	<b>0.00</b>	<b>0</b>	<b>0.00</b>	<b>0</b>	<b>0.00</b>	<b>0</b>	<b>0.00</b>	<b>218,666.00</b>	<b>218,666.00</b>
<b>EXPENDITURES</b>										
5001 SALARIES AND WAGES	0.00	0.00	0	5,582.65	14	5,582.65	14	0.00	39,718.00	34,135.35
5003 FRINGE BENEFITS	0.00	0.00	0	554.79	7	554.79	7	0.00	8,000.00	7,445.21
5010 COMMODITIES	0.00	0.00	0	0.00	0	0.00	0	0.00	10,800.00	10,800.00
5020 SERVICES	0.00	0.00	0	126.32	0	126.32	0	0.00	162,325.00	162,198.68
<b>TOTAL EXPENDITURES</b>	<b>0.00</b>	<b>0.00</b>	<b>0</b>	<b>6,263.76</b>	<b>3</b>	<b>6,263.76</b>	<b>3</b>	<b>0.00</b>	<b>220,843.00</b>	<b>214,579.24</b>
<b>OTHER FINANCING SOURCES (USES)</b>										
6001 OTHER FINANCING SOURCES	0.00	0.00	0	0.00	0	0.00	0	0.00	35,000.00	35,000.00
7001 OTHER FINANCING USES	0.00	0.00	0	0.00	0	0.00	0	0.00	-32,823.00	-32,823.00
<b>TOTAL OTHER FINANCING SOURCES (USES)</b>	<b>0.00</b>	<b>0.00</b>		<b>0.00</b>		<b>0.00</b>		<b>0.00</b>	<b>2,177.00</b>	<b>2,177.00</b>
<b>NET CHANGE IN FUND BALANCE</b>	<b>0.00</b>	<b>0.00</b>		<b>-6,263.76</b>		<b>-6,263.76</b>		<b>0.00</b>	<b>0.00</b>	<b>6,263.76</b>



PERIOD ENDING 7/31/2023

	ACTUAL LAST YEAR			ACTUAL THIS YEAR				ENCUMBRANCE	BUDGET	UNENCUMBERED BALANCE
	CURRENT MONTH	YEAR TO DATE	%	CURRENT MONTH	%	YEAR TO DATE	%			
<b>REVENUES</b>										
4004 INTERGOVERNMENTAL REVENUE	709,947.02	11,506,516.86	40	872,355.92	3	11,403,706.88	37	0.00	30,514,354.00	19,110,647.12
4007 CHARGES FOR SERVICES	117,899.10	699,176.47	38	58,451.84	3	481,771.83	25	0.00	1,921,700.00	1,439,928.17
4008 INVESTMENT EARNINGS	2,235.22	7,385.76	0	31.51	1	28,044.25	550	0.00	5,100.00	-22,944.25
4009 MISCELLANEOUS REVENUES	1,800.00	1,800.00	2	1,800.00	2	22,035.26	25	0.00	86,500.00	64,464.74
<b>TOTAL REVENUES</b>	<b>831,881.34</b>	<b>12,214,879.09</b>	<b>40</b>	<b>932,639.27</b>	<b>3</b>	<b>11,935,558.22</b>	<b>37</b>	<b>0.00</b>	<b>32,527,654.00</b>	<b>20,592,095.78</b>
<b>EXPENDITURES</b>										
5001 SALARIES AND WAGES	732,795.02	3,346,538.46	43	440,980.15	6	3,355,424.08	42	0.00	7,940,905.00	4,585,480.92
5003 FRINGE BENEFITS	163,776.06	855,545.32	53	70,879.79	4	802,751.44	45	0.00	1,791,445.00	988,693.56
5010 COMMODITIES	74,629.55	197,617.79	38	10,638.31	2	116,361.99	22	0.00	526,995.00	410,633.01
5020 SERVICES	525,215.21	9,425,859.36	47	572,866.25	3	9,401,822.39	43	0.00	21,789,759.59	12,387,937.20
8000 CAPITAL OUTLAY	0.00	73,164.44	15	0.00	0	27,218.26	12	0.00	220,000.00	192,781.74
<b>TOTAL EXPENDITURES</b>	<b>1,496,415.84</b>	<b>13,898,725.37</b>	<b>46</b>	<b>1,095,364.50</b>	<b>3</b>	<b>13,703,578.16</b>	<b>42</b>	<b>0.00</b>	<b>32,269,104.59</b>	<b>18,565,526.43</b>
<b>OTHER FINANCING SOURCES (USES)</b>										
6001 OTHER FINANCING SOURCES	16,856.55	98,399.98	25	11,386.95	3	270,188.82	71	0.00	378,693.00	108,504.18
7001 OTHER FINANCING USES	-14,434.11	-94,795.68	27	-11,386.95	3	-252,090.51	58	0.00	-432,586.41	-180,495.90
<b>TOTAL OTHER FINANCING SOURCES (USES)</b>	<b>2,422.44</b>	<b>3,604.30</b>		<b>0.00</b>		<b>18,098.31</b>		<b>0.00</b>	<b>-53,893.41</b>	<b>-71,991.72</b>
<b>NET CHANGE IN FUND BALANCE</b>	<b>-662,112.06</b>	<b>-1,680,241.98</b>		<b>-162,725.23</b>		<b>-1,749,921.63</b>		<b>0.00</b>	<b>204,656.00</b>	<b>1,954,577.63</b>



**FUND DEPT 2076-010 : TORT IMMUNITY TAX FUND - COUNTY BOARD**

8/11/2023 2:53:50 PM

**PERIOD ENDING 7/31/2023**

	ACTUAL LAST YEAR			ACTUAL THIS YEAR				ENCUMBRANCE	BUDGET	UNENCUMBERED BALANCE
	CURRENT MONTH	YEAR TO DATE	%	CURRENT MONTH	%	YEAR TO DATE	%			
<b>EXPENDITURES</b>										
<b>TOTAL EXPENDITURES</b>	0.00	0.00	0	0.00	0	0.00	0	0.00	0.00	0.00
<b>NET CHANGE IN FUND BALANCE</b>	0.00	0.00		0.00		0.00		0.00	0.00	0.00




**FUND DEPT 2076-011 : TORT IMMUNITY TAX FUND - SOLID WASTE MGMT**

8/11/2023 2:53:50 PM

**PERIOD ENDING 7/31/2023**

	ACTUAL LAST YEAR			ACTUAL THIS YEAR				ENCUMBRANCE	BUDGET	UNENCUMBERED BALANCE
	CURRENT MONTH	YEAR TO DATE	%	CURRENT MONTH	%	YEAR TO DATE	%			
<b>EXPENDITURES</b>										
<b>TOTAL EXPENDITURES</b>	0.00	0.00	0	0.00	0	0.00	0	0.00	0.00	0.00
<b>NET CHANGE IN FUND BALANCE</b>	0.00	0.00		0.00		0.00		0.00	0.00	0.00



PERIOD ENDING 7/31/2023

	ACTUAL LAST YEAR			ACTUAL THIS YEAR				ENCUMBRANCE	BUDGET	UNENCUMBERED BALANCE
	CURRENT MONTH	YEAR TO DATE	%	CURRENT MONTH	%	YEAR TO DATE	%			
<b>EXPENDITURES</b>										
<b>TOTAL EXPENDITURES</b>	0.00	0.00	0	0.00	0	0.00	0	0.00	0.00	0.00
<b>NET CHANGE IN FUND BALANCE</b>	0.00	0.00		0.00		0.00		0.00	0.00	0.00



**FUND DEPT 2076-020 : TORT IMMUNITY TAX FUND - AUDITOR**

8/11/2023 2:53:50 PM

**PERIOD ENDING 7/31/2023**

	ACTUAL LAST YEAR			ACTUAL THIS YEAR				ENCUMBRANCE	BUDGET	UNENCUMBERED BALANCE
	CURRENT MONTH	YEAR TO DATE	%	CURRENT MONTH	%	YEAR TO DATE	%			
<b>EXPENDITURES</b>										
<b>TOTAL EXPENDITURES</b>	<i>0.00</i>	<i>0.00</i>	<i>0</i>	<i>0.00</i>	<i>0</i>	<i>0.00</i>	<i>0</i>	<i>0.00</i>	<i>0.00</i>	<i>0.00</i>
<b>NET CHANGE IN FUND BALANCE</b>	<b>0.00</b>	<b>0.00</b>		<b>0.00</b>		<b>0.00</b>		<b>0.00</b>	<b>0.00</b>	<b>0.00</b>



**FUND DEPT 2076-021 : TORT IMMUNITY TAX FUND - BOARD OF REVIEW**

8/11/2023 2:53:50 PM

**PERIOD ENDING 7/31/2023**

	ACTUAL LAST YEAR			ACTUAL THIS YEAR				ENCUMBRANCE	BUDGET	UNENCUMBERED BALANCE
	CURRENT MONTH	YEAR TO DATE	%	CURRENT MONTH	%	YEAR TO DATE	%			
<b>EXPENDITURES</b>										
<b>TOTAL EXPENDITURES</b>	0.00	0.00	0	0.00	0	0.00	0	0.00	0.00	0.00
<b>NET CHANGE IN FUND BALANCE</b>	0.00	0.00		0.00		0.00		0.00	0.00	0.00





**FUND DEPT 2076-022 : TORT IMMUNITY TAX FUND - COUNTY CLERK**

8/11/2023 2:53:50 PM

**PERIOD ENDING 7/31/2023**

	ACTUAL LAST YEAR			ACTUAL THIS YEAR				ENCUMBRANCE	BUDGET	UNENCUMBERED BALANCE
	CURRENT MONTH	YEAR TO DATE	%	CURRENT MONTH	%	YEAR TO DATE	%			
<b>EXPENDITURES</b>										
<b>TOTAL EXPENDITURES</b>	<i>0.00</i>	<i>0.00</i>	<i>0</i>	<i>0.00</i>	<i>0</i>	<i>0.00</i>	<i>0</i>	<i>0.00</i>	<i>0.00</i>	<i>0.00</i>
<b>NET CHANGE IN FUND BALANCE</b>	<b>0.00</b>	<b>0.00</b>		<b>0.00</b>		<b>0.00</b>		<b>0.00</b>	<b>0.00</b>	<b>0.00</b>




**FUND DEPT 2076-023 : TORT IMMUNITY TAX FUND - RECORDER**

8/11/2023 2:53:50 PM

**PERIOD ENDING 7/31/2023**

	ACTUAL LAST YEAR			ACTUAL THIS YEAR				ENCUMBRANCE	BUDGET	UNENCUMBERED BALANCE
	CURRENT MONTH	YEAR TO DATE	%	CURRENT MONTH	%	YEAR TO DATE	%			
<b>EXPENDITURES</b>										
<b>TOTAL EXPENDITURES</b>	<i>0.00</i>	<i>0.00</i>	<i>0</i>	<i>0.00</i>	<i>0</i>	<i>0.00</i>	<i>0</i>	<i>0.00</i>	<i>0.00</i>	<i>0.00</i>
<b>NET CHANGE IN FUND BALANCE</b>	<b>0.00</b>	<b>0.00</b>		<b>0.00</b>		<b>0.00</b>		<b>0.00</b>	<b>0.00</b>	<b>0.00</b>



**FUND DEPT 2076-025 : TORT IMMUNITY TAX FUND - SUPERVISOR OF ASSESSMENT**

8/11/2023 2:53:50 PM

**PERIOD ENDING 7/31/2023**

	ACTUAL LAST YEAR			ACTUAL THIS YEAR				ENCUMBRANCE	BUDGET	UNENCUMBERED BALANCE
	CURRENT MONTH	YEAR TO DATE	%	CURRENT MONTH	%	YEAR TO DATE	%			
<b>EXPENDITURES</b>										
<b>TOTAL EXPENDITURES</b>	0.00	0.00	0	0.00	0	0.00	0	0.00	0.00	0.00
<b>NET CHANGE IN FUND BALANCE</b>	0.00	0.00		0.00		0.00		0.00	0.00	0.00




**FUND DEPT 2076-026 : TORT IMMUNITY TAX FUND - COUNTY TREASURER**

8/11/2023 2:53:50 PM

**PERIOD ENDING 7/31/2023**

	ACTUAL LAST YEAR			ACTUAL THIS YEAR				ENCUMBRANCE	BUDGET	UNENCUMBERED BALANCE
	CURRENT MONTH	YEAR TO DATE	%	CURRENT MONTH	%	YEAR TO DATE	%			
<b>EXPENDITURES</b>										
<b>TOTAL EXPENDITURES</b>	<i>0.00</i>	<i>0.00</i>	<i>0</i>	<i>0.00</i>	<i>0</i>	<i>0.00</i>	<i>0</i>	<i>0.00</i>	<i>0.00</i>	<i>0.00</i>
<b>NET CHANGE IN FUND BALANCE</b>	<b>0.00</b>	<b>0.00</b>		<b>0.00</b>		<b>0.00</b>		<b>0.00</b>	<b>0.00</b>	<b>0.00</b>




**FUND DEPT 2076-028 : TORT IMMUNITY TAX FUND - INFORMATION TECHNOLOGY (IT)**

8/11/2023 2:53:50 PM

**PERIOD ENDING 7/31/2023**

	ACTUAL LAST YEAR			ACTUAL THIS YEAR				ENCUMBRANCE	BUDGET	UNENCUMBERED BALANCE
	CURRENT MONTH	YEAR TO DATE	%	CURRENT MONTH	%	YEAR TO DATE	%			
<b>EXPENDITURES</b>										
<b>TOTAL EXPENDITURES</b>	<i>0.00</i>	<i>0.00</i>	<i>0</i>	<i>0.00</i>	<i>0</i>	<i>0.00</i>	<i>0</i>	<i>0.00</i>	<i>0.00</i>	<i>0.00</i>
<b>NET CHANGE IN FUND BALANCE</b>	<b>0.00</b>	<b>0.00</b>		<b>0.00</b>		<b>0.00</b>		<b>0.00</b>	<b>0.00</b>	<b>0.00</b>



**FUND DEPT 2076-030 : TORT IMMUNITY TAX FUND - CIRCUIT CLERK**

8/11/2023 2:53:50 PM

**PERIOD ENDING 7/31/2023**

	ACTUAL LAST YEAR			ACTUAL THIS YEAR				ENCUMBRANCE	BUDGET	UNENCUMBERED BALANCE
	CURRENT MONTH	YEAR TO DATE	%	CURRENT MONTH	%	YEAR TO DATE	%			
<b>EXPENDITURES</b>										
<b>TOTAL EXPENDITURES</b>	<i>0.00</i>	<i>0.00</i>	<i>0</i>	<i>0.00</i>	<i>0</i>	<i>0.00</i>	<i>0</i>	<i>0.00</i>	<i>0.00</i>	<i>0.00</i>
<b>NET CHANGE IN FUND BALANCE</b>	<b>0.00</b>	<b>0.00</b>		<b>0.00</b>		<b>0.00</b>		<b>0.00</b>	<b>0.00</b>	<b>0.00</b>



**FUND DEPT 2076-031 : TORT IMMUNITY TAX FUND - CIRCUIT COURT**

8/11/2023 2:53:50 PM

**PERIOD ENDING 7/31/2023**

	ACTUAL LAST YEAR			ACTUAL THIS YEAR				ENCUMBRANCE	BUDGET	UNENCUMBERED BALANCE
	CURRENT MONTH	YEAR TO DATE	%	CURRENT MONTH	%	YEAR TO DATE	%			
<b>EXPENDITURES</b>										
<b>TOTAL EXPENDITURES</b>	0.00	0.00	0	0.00	0	0.00	0	0.00	0.00	0.00
<b>NET CHANGE IN FUND BALANCE</b>	0.00	0.00		0.00		0.00		0.00	0.00	0.00



**FUND DEPT 2076-032 : TORT IMMUNITY TAX FUND - JURY COMMISSION**

8/11/2023 2:53:50 PM

**PERIOD ENDING 7/31/2023**

	ACTUAL LAST YEAR			ACTUAL THIS YEAR				ENCUMBRANCE	BUDGET	UNENCUMBERED BALANCE
	CURRENT MONTH	YEAR TO DATE	%	CURRENT MONTH	%	YEAR TO DATE	%			
<b>EXPENDITURES</b>										
<b>TOTAL EXPENDITURES</b>	0.00	0.00	0	0.00	0	0.00	0	0.00	0.00	0.00
<b>NET CHANGE IN FUND BALANCE</b>	0.00	0.00		0.00		0.00		0.00	0.00	0.00





**FUND DEPT 2076-036 : TORT IMMUNITY TAX FUND - PUBLIC DEFENDER**

8/11/2023 2:53:50 PM

**PERIOD ENDING 7/31/2023**

	ACTUAL LAST YEAR			ACTUAL THIS YEAR				ENCUMBRANCE	BUDGET	UNENCUMBERED BALANCE
	CURRENT MONTH	YEAR TO DATE	%	CURRENT MONTH	%	YEAR TO DATE	%			
<b>EXPENDITURES</b>										
<b>TOTAL EXPENDITURES</b>	0.00	0.00	0	0.00	0	0.00	0	0.00	0.00	0.00
<b>NET CHANGE IN FUND BALANCE</b>	0.00	0.00		0.00		0.00		0.00	0.00	0.00



**FUND DEPT 2076-040 : TORT IMMUNITY TAX FUND - SHERIFF**

8/11/2023 2:53:50 PM

**PERIOD ENDING 7/31/2023**

	ACTUAL LAST YEAR			ACTUAL THIS YEAR				ENCUMBRANCE	BUDGET	UNENCUMBERED BALANCE
	CURRENT MONTH	YEAR TO DATE	%	CURRENT MONTH	%	YEAR TO DATE	%			
<b>EXPENDITURES</b>										
<b>TOTAL EXPENDITURES</b>	0.00	0.00	0	0.00	0	0.00	0	0.00	0.00	0.00
<b>NET CHANGE IN FUND BALANCE</b>	0.00	0.00		0.00		0.00		0.00	0.00	0.00



**FUND DEPT 2076-041 : TORT IMMUNITY TAX FUND - STATES ATTORNEY**

8/11/2023 2:53:50 PM

**PERIOD ENDING 7/31/2023**

	ACTUAL LAST YEAR			ACTUAL THIS YEAR				ENCUMBRANCE	BUDGET	UNENCUMBERED BALANCE
	CURRENT MONTH	YEAR TO DATE	%	CURRENT MONTH	%	YEAR TO DATE	%			
<b>EXPENDITURES</b>										
<b>TOTAL EXPENDITURES</b>	0.00	0.00	0	0.00	0	0.00	0	0.00	0.00	0.00
<b>NET CHANGE IN FUND BALANCE</b>	0.00	0.00		0.00		0.00		0.00	0.00	0.00



**FUND DEPT 2076-042 : TORT IMMUNITY TAX FUND - CORONER**

8/11/2023 2:53:50 PM

**PERIOD ENDING 7/31/2023**

	ACTUAL LAST YEAR			ACTUAL THIS YEAR				ENCUMBRANCE	BUDGET	UNENCUMBERED BALANCE
	CURRENT MONTH	YEAR TO DATE	%	CURRENT MONTH	%	YEAR TO DATE	%			
<b>EXPENDITURES</b>										
<b>TOTAL EXPENDITURES</b>	0.00	0.00	0	0.00	0	0.00	0	0.00	0.00	0.00
<b>NET CHANGE IN FUND BALANCE</b>	0.00	0.00		0.00		0.00		0.00	0.00	0.00



**FUND DEPT 2076-043 : TORT IMMUNITY TAX FUND - EMERGENCY MGMT AGCY (EMA)**

8/11/2023 2:53:50 PM

**PERIOD ENDING 7/31/2023**

	ACTUAL LAST YEAR			ACTUAL THIS YEAR				ENCUMBRANCE	BUDGET	UNENCUMBERED BALANCE
	CURRENT MONTH	YEAR TO DATE	%	CURRENT MONTH	%	YEAR TO DATE	%			
<b>EXPENDITURES</b>										
<b>TOTAL EXPENDITURES</b>	0.00	0.00	0	0.00	0	0.00	0	0.00	0.00	0.00
<b>NET CHANGE IN FUND BALANCE</b>	0.00	0.00		0.00		0.00		0.00	0.00	0.00



**FUND DEPT 2076-051 : TORT IMMUNITY TAX FUND - JUVENILE DETENTION CENTER**

8/11/2023 2:53:50 PM

**PERIOD ENDING 7/31/2023**

	ACTUAL LAST YEAR			ACTUAL THIS YEAR				ENCUMBRANCE	BUDGET	UNENCUMBERED BALANCE
	CURRENT MONTH	YEAR TO DATE	%	CURRENT MONTH	%	YEAR TO DATE	%			
<b>EXPENDITURES</b>										
<b>TOTAL EXPENDITURES</b>	0.00	0.00	0	0.00	0	0.00	0	0.00	0.00	0.00
<b>NET CHANGE IN FUND BALANCE</b>	0.00	0.00		0.00		0.00		0.00	0.00	0.00




**FUND DEPT 2076-052 : TORT IMMUNITY TAX FUND - COURT SERVICES -PROBATION**

8/11/2023 2:53:50 PM

**PERIOD ENDING 7/31/2023**

	ACTUAL LAST YEAR			ACTUAL THIS YEAR				ENCUMBRANCE	BUDGET	UNENCUMBERED BALANCE
	CURRENT MONTH	YEAR TO DATE	%	CURRENT MONTH	%	YEAR TO DATE	%			
<b>EXPENDITURES</b>										
<b>TOTAL EXPENDITURES</b>	0.00	0.00	0	0.00	0	0.00	0	0.00	0.00	0.00
<b>NET CHANGE IN FUND BALANCE</b>	0.00	0.00		0.00		0.00		0.00	0.00	0.00



**FUND DEPT 2076-057 : TORT IMMUNITY TAX FUND - DEPUTY SHERIFF MERIT COMM**

8/11/2023 2:53:50 PM

**PERIOD ENDING 7/31/2023**

	ACTUAL LAST YEAR			ACTUAL THIS YEAR				ENCUMBRANCE	BUDGET	UNENCUMBERED BALANCE
	CURRENT MONTH	YEAR TO DATE	%	CURRENT MONTH	%	YEAR TO DATE	%			
<b>EXPENDITURES</b>										
<b>TOTAL EXPENDITURES</b>	0.00	0.00	0	0.00	0	0.00	0	0.00	0.00	0.00
<b>NET CHANGE IN FUND BALANCE</b>	0.00	0.00		0.00		0.00		0.00	0.00	0.00





**FUND DEPT 2076-071 : TORT IMMUNITY TAX FUND - PUBLIC PROP (PHYS, PLNT, FAC)**

8/11/2023 2:53:50 PM

**PERIOD ENDING 7/31/2023**

	ACTUAL LAST YEAR			ACTUAL THIS YEAR				ENCUMBRANCE	BUDGET	UNENCUMBERED BALANCE
	CURRENT MONTH	YEAR TO DATE	%	CURRENT MONTH	%	YEAR TO DATE	%			
<b>EXPENDITURES</b>										
<b>TOTAL EXPENDITURES</b>	0.00	0.00	0	0.00	0	0.00	0	0.00	0.00	0.00
<b>NET CHANGE IN FUND BALANCE</b>	0.00	0.00		0.00		0.00		0.00	0.00	0.00




FUND DEPT 2076-075 : TORT IMMUNITY TAX FUND - GENERAL COUNTY

8/11/2023 2:53:50 PM

PERIOD ENDING 7/31/2023

	ACTUAL LAST YEAR			ACTUAL THIS YEAR				ENCUMBRANCE	BUDGET	UNENCUMBERED BALANCE
	CURRENT MONTH	YEAR TO DATE	%	CURRENT MONTH	%	YEAR TO DATE	%			
<b>REVENUES</b>										
4001 PROPERTY TAX	796,869.39	1,803,284.94	49	609,127.21	22	1,218,344.53	45	0.00	2,720,758.00	1,502,413.47
4008 INVESTMENT EARNINGS	37.44	37.44	0	-2,057.99	0	8,710.24	0	0.00	0.00	-8,710.24
<b>TOTAL REVENUES</b>	<b>796,906.83</b>	<b>1,803,322.38</b>	<b>49</b>	<b>607,069.22</b>	<b>22</b>	<b>1,227,054.77</b>	<b>45</b>	<b>0.00</b>	<b>2,720,758.00</b>	<b>1,493,703.23</b>
<b>EXPENDITURES</b>										
5003 FRINGE BENEFITS	76,906.33	540,446.28	49	134,445.16	12	602,968.56	52	0.00	1,165,000.00	562,031.44
5020 SERVICES	0.00	0.00	0	0.00	0	0.00	0	0.00	1,433,376.00	1,433,376.00
<b>TOTAL EXPENDITURES</b>	<b>76,906.33</b>	<b>540,446.28</b>	<b>23</b>	<b>134,445.16</b>	<b>5</b>	<b>602,968.56</b>	<b>23</b>	<b>0.00</b>	<b>2,598,376.00</b>	<b>1,995,407.44</b>
<b>OTHER FINANCING SOURCES (USES)</b>										
6001 OTHER FINANCING SOURCES	0.00	0.00	0	0.00	0	1,212.99	0	0.00	0.00	-1,212.99
<b>TOTAL OTHER FINANCING SOURCES (USES)</b>	<b>0.00</b>	<b>0.00</b>		<b>0.00</b>		<b>1,212.99</b>		<b>0.00</b>	<b>0.00</b>	<b>-1,212.99</b>
<b>NET CHANGE IN FUND BALANCE</b>	<b>720,000.50</b>	<b>1,262,876.10</b>		<b>472,624.06</b>		<b>625,299.20</b>		<b>0.00</b>	<b>122,382.00</b>	<b>-502,917.20</b>



**FUND DEPT 2076-077 : TORT IMMUNITY TAX FUND - ZONING AND ENFORCE (P&Z)**

8/11/2023 2:53:50 PM

**PERIOD ENDING 7/31/2023**

	ACTUAL LAST YEAR			ACTUAL THIS YEAR				ENCUMBRANCE	BUDGET	UNENCUMBERED BALANCE
	CURRENT MONTH	YEAR TO DATE	%	CURRENT MONTH	%	YEAR TO DATE	%			
<b>EXPENDITURES</b>										
<b>TOTAL EXPENDITURES</b>	<i>0.00</i>	<i>0.00</i>	<i>0</i>	<i>0.00</i>	<i>0</i>	<i>0.00</i>	<i>0</i>	<i>0.00</i>	<i>0.00</i>	<i>0.00</i>
<b>NET CHANGE IN FUND BALANCE</b>	<b>0.00</b>	<b>0.00</b>		<b>0.00</b>		<b>0.00</b>		<b>0.00</b>	<b>0.00</b>	<b>0.00</b>



**FUND DEPT 2076-127 : TORT IMMUNITY TAX FUND - VETERANS ASSISTNC COMSSN**

8/11/2023 2:53:50 PM

**PERIOD ENDING 7/31/2023**

	ACTUAL LAST YEAR			ACTUAL THIS YEAR				ENCUMBRANCE	BUDGET	UNENCUMBERED BALANCE
	CURRENT MONTH	YEAR TO DATE	%	CURRENT MONTH	%	YEAR TO DATE	%			
<b>EXPENDITURES</b>										
<b>TOTAL EXPENDITURES</b>	<i>0.00</i>	<i>0.00</i>	<i>0</i>	<i>0.00</i>	<i>0</i>	<i>0.00</i>	<i>0</i>	<i>0.00</i>	<i>0.00</i>	<i>0.00</i>
<b>NET CHANGE IN FUND BALANCE</b>	<b>0.00</b>	<b>0.00</b>		<b>0.00</b>		<b>0.00</b>		<b>0.00</b>	<b>0.00</b>	<b>0.00</b>



**FUND DEPT 2076-130 : TORT IMMUNITY TAX FUND - CIRC CLK SUPPORT ENFORCE**

8/11/2023 2:53:50 PM

**PERIOD ENDING 7/31/2023**

	ACTUAL LAST YEAR			ACTUAL THIS YEAR				ENCUMBRANCE	BUDGET	UNENCUMBERED BALANCE
	CURRENT MONTH	YEAR TO DATE	%	CURRENT MONTH	%	YEAR TO DATE	%			
<b>EXPENDITURES</b>										
<b>TOTAL EXPENDITURES</b>	0.00	0.00	0	0.00	0	0.00	0	0.00	0.00	0.00
<b>NET CHANGE IN FUND BALANCE</b>	0.00	0.00		0.00		0.00		0.00	0.00	0.00



**FUND DEPT 2076-140 : TORT IMMUNITY TAX FUND - CORRECTIONAL CENTER**

8/11/2023 2:53:50 PM

**PERIOD ENDING 7/31/2023**

	ACTUAL LAST YEAR			ACTUAL THIS YEAR				ENCUMBRANCE	BUDGET	UNENCUMBERED BALANCE
	CURRENT MONTH	YEAR TO DATE	%	CURRENT MONTH	%	YEAR TO DATE	%			
<b>EXPENDITURES</b>										
<b>TOTAL EXPENDITURES</b>	0.00	0.00	0	0.00	0	0.00	0	0.00	0.00	0.00
<b>NET CHANGE IN FUND BALANCE</b>	0.00	0.00		0.00		0.00		0.00	0.00	0.00



FUND DEPT 2083-060 : COUNTY HIGHWAY - HIGHWAY

8/11/2023 2:53:50 PM

PERIOD ENDING 7/31/2023

	ACTUAL LAST YEAR			ACTUAL THIS YEAR				ENCUMBRANCE	BUDGET	UNENCUMBERED BALANCE
	CURRENT MONTH	YEAR TO DATE	%	CURRENT MONTH	%	YEAR TO DATE	%			
<b>REVENUES</b>										
4001 PROPERTY TAX	713,614.12	1,528,816.25	52	711,934.63	22	1,423,976.79	45	0.00	3,169,214.00	1,745,237.21
4004 INTERGOVERNMENTAL REVENUE	0.00	-5,412.19	-2	0.00	0	162,868.45	65	0.00	250,000.00	87,131.55
4007 CHARGES FOR SERVICES	2,878.32	150,841.48	27	4,960.76	1	144,432.30	26	0.00	555,000.00	410,567.70
4008 INVESTMENT EARNINGS	3,965.46	7,407.49	247	-227,635.81	569	-185,437.90	463	0.00	4,000.00	189,437.90
					1		6			
4009 MISCELLANEOUS REVENUES	117.60	1,121.71	0	0.00	0	1,598.21	0	0.00	0.00	-1,598.21
<b>TOTAL REVENUES</b>	<b>720,575.50</b>	<b>1,682,774.74</b>	<b>45</b>	<b>489,259.58</b>	<b>12</b>	<b>1,547,437.85</b>	<b>39</b>	<b>0.00</b>	<b>3,978,214.00</b>	<b>2,430,776.15</b>
<b>EXPENDITURES</b>										
5001 SALARIES AND WAGES	174,330.78	826,566.36	53	136,309.62	8	886,822.35	53	0.00	1,660,925.00	774,102.65
5003 FRINGE BENEFITS	46,571.33	247,212.50	44	29,963.26	5	247,978.76	45	0.00	546,447.00	298,468.24
5010 COMMODITIES	40,083.50	147,635.11	63	8,125.20	3	107,496.63	35	0.00	307,300.00	199,803.37
5020 SERVICES	38,199.61	327,299.48	53	31,038.38	5	279,253.82	41	0.00	682,072.00	402,818.18
8000 CAPITAL OUTLAY	16,305.00	32,193.43	5	146,711.98	15	719,048.48	74	31,526.48	976,941.00	226,366.04
<b>TOTAL EXPENDITURES</b>	<b>315,490.22</b>	<b>1,580,906.88</b>	<b>43</b>	<b>352,148.44</b>	<b>8</b>	<b>2,240,600.04</b>	<b>54</b>	<b>31,526.48</b>	<b>4,173,685.00</b>	<b>1,901,558.48</b>
<b>OTHER FINANCING SOURCES (USES)</b>										
6001 OTHER FINANCING SOURCES	0.00	0.00	0	0.00	0	0.00	0	0.00	48,000.00	48,000.00
7001 OTHER FINANCING USES	0.00	0.00	0	0.00	0	-120,000.00	100	0.00	-120,000.00	0.00
<b>TOTAL OTHER FINANCING SOURCES (USES)</b>	<b>0.00</b>	<b>0.00</b>		<b>0.00</b>		<b>-120,000.00</b>		<b>0.00</b>	<b>-72,000.00</b>	<b>48,000.00</b>
<b>NET CHANGE IN FUND BALANCE</b>	<b>405,085.28</b>	<b>101,867.86</b>		<b>137,111.14</b>		<b>-813,162.19</b>		<b>-31,526.48</b>	<b>-267,471.00</b>	<b>577,217.67</b>



**FUND DEPT 2083-062 : COUNTY HIGHWAY - HIGHWAY BUILDING CAPITAL**

8/11/2023 2:53:50 PM

**PERIOD ENDING 7/31/2023**

	ACTUAL LAST YEAR			ACTUAL THIS YEAR				ENCUMBRANCE	BUDGET	UNENCUMBERED BALANCE
	CURRENT MONTH	YEAR TO DATE	%	CURRENT MONTH	%	YEAR TO DATE	%			
<b>REVENUES</b>										
<b>TOTAL REVENUES</b>	<b>0.00</b>	<b>0.00</b>	<b>0</b>	<b>0.00</b>	<b>0</b>	<b>0.00</b>	<b>0</b>	<b>0.00</b>	<b>0.00</b>	<b>0.00</b>
<b>EXPENDITURES</b>										
5020 SERVICES	0.00	0.00	0	0.00	0	0.00	0	0.00	100,000.00	100,000.00
8000 CAPITAL OUTLAY	13,000.00	221,120.50	81	0.00	0	0.00	0	0.00	0.00	0.00
<b>TOTAL EXPENDITURES</b>	<b>13,000.00</b>	<b>221,120.50</b>	<b>59</b>	<b>0.00</b>	<b>0</b>	<b>0.00</b>	<b>0</b>	<b>0.00</b>	<b>100,000.00</b>	<b>100,000.00</b>
<b>OTHER FINANCING SOURCES (USES)</b>										
6001 OTHER FINANCING SOURCES	0.00	0.00	0	0.00	0	120,000.00	100	0.00	120,000.00	0.00
<b>TOTAL OTHER FINANCING SOURCES (USES)</b>	<b>0.00</b>	<b>0.00</b>		<b>0.00</b>		<b>120,000.00</b>		<b>0.00</b>	<b>120,000.00</b>	<b>0.00</b>
<b>NET CHANGE IN FUND BALANCE</b>	<b>-13,000.00</b>	<b>-221,120.50</b>		<b>0.00</b>		<b>120,000.00</b>		<b>0.00</b>	<b>20,000.00</b>	<b>-100,000.00</b>





FUND DEPT 2084-060 : COUNTY BRIDGE - HIGHWAY

8/11/2023 2:53:50 PM

PERIOD ENDING 7/31/2023

	ACTUAL LAST YEAR			ACTUAL THIS YEAR				ENCUMBRANCE	BUDGET	UNENCUMBERED BALANCE
	CURRENT MONTH	YEAR TO DATE	%	CURRENT MONTH	%	YEAR TO DATE	%			
<b>REVENUES</b>										
4001 PROPERTY TAX	357,922.42	766,797.66	52	357,067.37	22	714,187.75	45	0.00	1,589,543.00	875,355.25
4004 INTERGOVERNMENTAL REVENUE	0.00	750.00	2	0.00	0	0.00	0	0.00	5,000.00	5,000.00
4008 INVESTMENT EARNINGS										
	2,485.55	5,060.20	253	-122,906.19	122	-94,951.63	949	0.00	1,000.00	95,951.63
					91		5			
4009 MISCELLANEOUS REVENUES	0.00	0.00	0	0.00	0	4,490.00	0	0.00	0.00	-4,490.00
<b>TOTAL REVENUES</b>	<b>360,407.97</b>	<b>772,607.86</b>	<b>51</b>	<b>234,161.18</b>	<b>15</b>	<b>623,726.12</b>	<b>39</b>	<b>0.00</b>	<b>1,595,543.00</b>	<b>971,816.88</b>
<b>EXPENDITURES</b>										
5020 SERVICES	17,479.53	111,081.36	42	16,369.10	7	156,287.65	68	0.00	230,000.00	73,712.35
8000 CAPITAL OUTLAY	64,975.09	761,201.84	60	0.00	0	854,292.41	63	0.00	1,365,543.00	511,250.59
<b>TOTAL EXPENDITURES</b>	<b>82,454.62</b>	<b>872,283.20</b>	<b>57</b>	<b>16,369.10</b>	<b>1</b>	<b>1,010,580.06</b>	<b>63</b>	<b>0.00</b>	<b>1,595,543.00</b>	<b>584,962.94</b>
<b>OTHER FINANCING SOURCES (USES)</b>										
<b>TOTAL OTHER FINANCING SOURCES (USES)</b>	<b>0.00</b>	<b>0.00</b>		<b>0.00</b>		<b>0.00</b>		<b>0.00</b>	<b>0.00</b>	<b>0.00</b>
<b>NET CHANGE IN FUND BALANCE</b>	<b>277,953.35</b>	<b>-99,675.34</b>		<b>217,792.08</b>		<b>-386,853.94</b>		<b>0.00</b>	<b>0.00</b>	<b>386,853.94</b>



FUND DEPT 2085-060 : COUNTY MOTOR FUEL TAX - HIGHWAY

8/11/2023 2:53:50 PM

PERIOD ENDING 7/31/2023

	ACTUAL LAST YEAR			ACTUAL THIS YEAR				ENCUMBRANCE	BUDGET	UNENCUMBERED BALANCE
	CURRENT MONTH	YEAR TO DATE	%	CURRENT MONTH	%	YEAR TO DATE	%			
<b>REVENUES</b>										
4004 INTERGOVERNMENTAL REVENUE	317,338.30	2,691,151.31	57	0.00	0	1,514,604.19	42	0.00	3,630,000.00	2,115,395.81
4007 CHARGES FOR SERVICES	0.00	353.21	0	0.00	0	0.00	0	0.00	2,000.00	2,000.00
4008 INVESTMENT EARNINGS	11,732.16	23,506.71	470	-996,523.46	996	-794,151.92	794	0.00	10,000.00	804,151.92
					5		2			
4009 MISCELLANEOUS REVENUES	0.00	0.00	0	0.00	0	145.45	0	0.00	0.00	-145.45
<b>TOTAL REVENUES</b>	<b>329,070.46</b>	<b>2,715,011.23</b>	<b>58</b>	<b>-996,523.46</b>	<b>-27</b>	<b>720,597.72</b>	<b>20</b>	<b>0.00</b>	<b>3,642,000.00</b>	<b>2,921,402.28</b>
<b>EXPENDITURES</b>										
5001 SALARIES AND WAGES	19,867.28	101,161.86	58	13,928.08	8	104,004.26	58	0.00	180,154.00	76,149.74
5020 SERVICES	5,906.10	519,462.48	33	115,714.94	8	526,808.38	34	0.00	1,529,000.00	1,002,191.62
8000 CAPITAL OUTLAY	0.00	250,580.39	21	19,484.00	0	64,734.00	1	0.00	6,100,000.00	6,035,266.00
<b>TOTAL EXPENDITURES</b>	<b>25,773.38</b>	<b>871,204.73</b>	<b>30</b>	<b>149,127.02</b>	<b>2</b>	<b>695,546.64</b>	<b>9</b>	<b>0.00</b>	<b>7,809,154.00</b>	<b>7,113,607.36</b>
<b>NET CHANGE IN FUND BALANCE</b>	<b>303,297.08</b>	<b>1,843,806.50</b>		<b>-1,145,650.48</b>		<b>25,051.08</b>		<b>0.00</b>	<b>-4,167,154.00</b>	<b>-4,192,205.08</b>



**FUND DEPT 2088-044 : ILL.MUNICIPAL RETIREMENT - NURSING HOME**

8/11/2023 2:53:50 PM

**PERIOD ENDING 7/31/2023**

	ACTUAL LAST YEAR			ACTUAL THIS YEAR				ENCUMBRANCE	BUDGET	UNENCUMBERED BALANCE
	CURRENT MONTH	YEAR TO DATE	%	CURRENT MONTH	%	YEAR TO DATE	%			
<b>EXPENDITURES</b>										
<b>TOTAL EXPENDITURES</b>	0.00	0.00	0	0.00	0	0.00	0	0.00	0.00	0.00
<b>OTHER FINANCING SOURCES (USES)</b>										
<b>TOTAL OTHER FINANCING SOURCES (USES)</b>	0.00	0.00		0.00		0.00		0.00	0.00	0.00
<b>NET CHANGE IN FUND BALANCE</b>	0.00	0.00		0.00		0.00		0.00	0.00	0.00



FUND DEPT 2088-073 : ILL.MUNICIPAL RETIREMENT - ILL.MUNICIPAL RETIREMENT

8/11/2023 2:53:50 PM

PERIOD ENDING 7/31/2023

	ACTUAL LAST YEAR			ACTUAL THIS YEAR				ENCUMBRANCE	BUDGET	UNENCUMBERED BALANCE
	CURRENT MONTH	YEAR TO DATE	%	CURRENT MONTH	%	YEAR TO DATE	%			
<b>REVENUES</b>										
4001 PROPERTY TAX	630,521.75	1,426,846.60	50	456,560.81	22	913,189.73	45	0.00	2,039,845.00	1,126,655.27
4004 INTERGOVERNMENTAL REVENUE	0.00	0.00	0	0.00	0	124,000.00	100	0.00	124,000.00	0.00
4008 INVESTMENT EARNINGS	866.51	1,069.52	126	-3,164.70	-633	16,524.67	330 5	0.00	500.00	-16,024.67
<b>TOTAL REVENUES</b>	<b>631,388.26</b>	<b>1,427,916.12</b>	<b>48</b>	<b>453,396.11</b>	<b>21</b>	<b>1,053,714.40</b>	<b>49</b>	<b>0.00</b>	<b>2,164,345.00</b>	<b>1,110,630.60</b>
<b>EXPENDITURES</b>										
5003 FRINGE BENEFITS	263,027.19	1,357,938.99	34	197,197.22	9	780,361.10	36	0.00	2,163,845.00	1,383,483.90
<b>TOTAL EXPENDITURES</b>	<b>263,027.19</b>	<b>1,357,938.99</b>	<b>34</b>	<b>197,197.22</b>	<b>9</b>	<b>780,361.10</b>	<b>36</b>	<b>0.00</b>	<b>2,163,845.00</b>	<b>1,383,483.90</b>
<b>OTHER FINANCING SOURCES (USES)</b>										
6001 OTHER FINANCING SOURCES	0.00	6,302.44	1	0.00	0	6,556.20	0	0.00	0.00	-6,556.20
<b>TOTAL OTHER FINANCING SOURCES (USES)</b>	<b>0.00</b>	<b>6,302.44</b>		<b>0.00</b>		<b>6,556.20</b>		<b>0.00</b>	<b>0.00</b>	<b>-6,556.20</b>
<b>NET CHANGE IN FUND BALANCE</b>	<b>368,361.07</b>	<b>76,279.57</b>		<b>256,198.89</b>		<b>279,909.50</b>		<b>0.00</b>	<b>500.00</b>	<b>-279,409.50</b>



**FUND DEPT 2089-018 : COUNTY PUBLIC HEALTH FUND - C-U PUBLIC HEALTH DISTRICT**

8/11/2023 2:53:50 PM

**PERIOD ENDING 7/31/2023**

	ACTUAL LAST YEAR			ACTUAL THIS YEAR				ENCUMBRANCE	BUDGET	UNENCUMBERED BALANCE
	CURRENT MONTH	YEAR TO DATE	%	CURRENT MONTH	%	YEAR TO DATE	%			
<b>REVENUES</b>										
4001 PROPERTY TAX	166,860.75	382,903.41	49	41,193.76	5	377,592.92	45	0.00	831,305.00	453,712.08
<b>TOTAL REVENUES</b>	<b>166,860.75</b>	<b>382,903.41</b>	<b>49</b>	<b>41,193.76</b>	<b>5</b>	<b>377,592.92</b>	<b>45</b>	<b>0.00</b>	<b>831,305.00</b>	<b>453,712.08</b>
<b>EXPENDITURES</b>										
5020 SERVICES	382,903.41	382,903.41	49	377,592.92	45	378,832.50	46	0.00	832,545.00	453,712.50
<b>TOTAL EXPENDITURES</b>	<b>382,903.41</b>	<b>382,903.41</b>	<b>49</b>	<b>377,592.92</b>	<b>45</b>	<b>378,832.50</b>	<b>46</b>	<b>0.00</b>	<b>832,545.00</b>	<b>453,712.50</b>
<b>NET CHANGE IN FUND BALANCE</b>	<b>-216,042.66</b>	<b>0.00</b>		<b>-336,399.16</b>		<b>-1,239.58</b>		<b>0.00</b>	<b>-1,240.00</b>	<b>-0.42</b>



FUND DEPT 2089-049 : COUNTY PUBLIC HEALTH FUND - BOARD OF HEALTH

8/11/2023 2:53:50 PM

PERIOD ENDING 7/31/2023

	ACTUAL LAST YEAR			ACTUAL THIS YEAR				ENCUMBRANCE	BUDGET	UNENCUMBERED BALANCE
	CURRENT MONTH	YEAR TO DATE	%	CURRENT MONTH	%	YEAR TO DATE	%			
<b>REVENUES</b>										
4001 PROPERTY TAX	136,439.51	308,757.38	50	295,977.38	44	296,800.59	44	0.00	670,307.00	373,506.41
4004 INTERGOVERNMENTAL REVENUE	54,315.21	877,861.03	54	1,915.08	0	123,380.94	27	0.00	459,146.00	335,765.06
4006 LICENSES AND PERMITS	7,573.00	44,586.00	32	88,966.00	66	120,498.50	90	0.00	134,128.00	13,629.50
4008 INVESTMENT EARNINGS	797.16	1,692.24	791	-1,062.23	-61	6,034.43	345	0.00	1,750.00	-4,284.43
4009 MISCELLANEOUS REVENUES	0.00	1,131.27	44	253.18	41	1,067.18	174	0.00	614.00	-453.18
<b>TOTAL REVENUES</b>	<b>199,124.88</b>	<b>1,234,027.92</b>	<b>51</b>	<b>386,049.41</b>	<b>30</b>	<b>547,781.64</b>	<b>43</b>	<b>0.00</b>	<b>1,265,945.00</b>	<b>718,163.36</b>
<b>EXPENDITURES</b>										
5020 SERVICES	0.00	765,170.23	29	84,482.14	6	492,752.55	37	0.00	1,337,945.00	845,192.45
<b>TOTAL EXPENDITURES</b>	<b>0.00</b>	<b>765,170.23</b>	<b>29</b>	<b>84,482.14</b>	<b>6</b>	<b>492,752.55</b>	<b>37</b>	<b>0.00</b>	<b>1,337,945.00</b>	<b>845,192.45</b>
<b>OTHER FINANCING SOURCES (USES)</b>										
<b>TOTAL OTHER FINANCING SOURCES (USES)</b>	<b>0.00</b>	<b>0.00</b>		<b>0.00</b>		<b>0.00</b>		<b>0.00</b>	<b>0.00</b>	<b>0.00</b>
<b>NET CHANGE IN FUND BALANCE</b>	<b>199,124.88</b>	<b>468,857.69</b>		<b>301,567.27</b>		<b>55,029.09</b>		<b>0.00</b>	<b>-72,000.00</b>	<b>-127,029.09</b>



FUND DEPT 2090-053 : MENTAL HEALTH - MENTAL HEALTH BOARD

8/11/2023 2:53:50 PM

PERIOD ENDING 7/31/2023

	ACTUAL LAST YEAR			ACTUAL THIS YEAR				ENCUMBRANCE	BUDGET	UNENCUMBERED BALANCE
	CURRENT MONTH	YEAR TO DATE	%	CURRENT MONTH	%	YEAR TO DATE	%			
<b>REVENUES</b>										
4001 PROPERTY TAX	1,204,485.41	2,725,704.41	50	1,327,683.69	22	2,655,566.62	45	0.00	5,916,892.00	3,261,325.38
4004 INTERGOVERNMENTAL REVENUE	98,856.00	197,712.00	50	33,926.00	8	237,482.00	58	0.00	407,118.00	169,636.00
4008 INVESTMENT EARNINGS	3,224.11	6,509.94	325	-4,449.28	-148	26,237.49	875	0.00	3,000.00	-23,237.49
4009 MISCELLANEOUS REVENUES	-32,952.00	71,723.00	149	2,550.00	6	12,856.00	31	0.00	42,000.00	29,144.00
<b>TOTAL REVENUES</b>	<b>1,273,613.52</b>	<b>3,001,649.35</b>	<b>50</b>	<b>1,359,710.41</b>	<b>21</b>	<b>2,932,142.11</b>	<b>46</b>	<b>0.00</b>	<b>6,369,010.00</b>	<b>3,436,867.89</b>
<b>EXPENDITURES</b>										
5001 SALARIES AND WAGES	52,245.90	252,187.05	56	36,554.18	8	265,022.95	55	0.00	480,310.00	215,287.05
5003 FRINGE BENEFITS	11,061.54	59,804.89	46	5,707.62	5	56,872.85	45	0.00	126,371.00	69,498.15
5010 COMMODITIES	292.86	8,570.48	59	1,360.91	8	5,116.78	32	0.00	16,135.00	11,018.22
5020 SERVICES	1,150.54	3,205,100.28	56	1,029,692.42	18	3,681,815.94	64	0.00	5,729,194.00	2,047,378.06
<b>TOTAL EXPENDITURES</b>	<b>64,750.84</b>	<b>3,525,662.70</b>	<b>56</b>	<b>1,073,315.13</b>	<b>17</b>	<b>4,008,828.52</b>	<b>63</b>	<b>0.00</b>	<b>6,352,010.00</b>	<b>2,343,181.48</b>
<b>OTHER FINANCING SOURCES (USES)</b>										
6001 OTHER FINANCING SOURCES	-32,952.00	0.00	0	0.00	0	0.00	0	0.00	0.00	0.00
7001 OTHER FINANCING USES	0.00	0.00	0	0.00	0	0.00	0	0.00	-17,000.00	-17,000.00
<b>TOTAL OTHER FINANCING SOURCES (USES)</b>	<b>-32,952.00</b>	<b>0.00</b>		<b>0.00</b>		<b>0.00</b>		<b>0.00</b>	<b>-17,000.00</b>	<b>-17,000.00</b>
<b>NET CHANGE IN FUND BALANCE</b>	<b>1,175,910.68</b>	<b>-524,013.35</b>		<b>286,395.28</b>		<b>-1,076,686.41</b>		<b>0.00</b>	<b>0.00</b>	<b>1,076,686.41</b>



FUND DEPT 2091-047 : ANIMAL CONTROL - ANIMAL CONTROL ADMIN

8/11/2023 2:53:50 PM

PERIOD ENDING 7/31/2023

	ACTUAL LAST YEAR			ACTUAL THIS YEAR				ENCUMBRANCE	BUDGET	UNENCUMBERED BALANCE
	CURRENT MONTH	YEAR TO DATE	%	CURRENT MONTH	%	YEAR TO DATE	%			
<b>REVENUES</b>										
4006 LICENSES AND PERMITS	28,488.00	161,607.00	48	0.00	0	87,985.00	26	0.00	335,000.00	247,015.00
4008 INVESTMENT EARNINGS	463.15	1,088.42	109	-787.19	-79	5,726.48	573	0.00	1,000.00	-4,726.48
4009 MISCELLANEOUS REVENUES	0.00	142.00	0	0.00	0	0.00	0	0.00	0.00	0.00
<b>TOTAL REVENUES</b>	<b>28,951.15</b>	<b>162,837.42</b>	<b>48</b>	<b>-787.19</b>	<b>0</b>	<b>93,711.48</b>	<b>28</b>	<b>0.00</b>	<b>336,000.00</b>	<b>242,288.52</b>
<b>EXPENDITURES</b>										
5001 SALARIES AND WAGES	18,510.25	81,801.77	49	15,074.36	9	99,187.41	60	0.00	165,478.50	66,291.09
5003 FRINGE BENEFITS	4,123.31	21,673.31	31	2,597.72	4	20,520.69	31	0.00	67,019.00	46,498.31
5010 COMMODITIES	1,242.22	6,883.15	57	2,278.94	13	8,133.96	47	0.00	17,202.15	9,068.19
5020 SERVICES	2,407.98	29,025.81	44	1,857.05	4	18,926.03	38	0.00	49,862.85	30,936.82
<b>TOTAL EXPENDITURES</b>	<b>26,283.76</b>	<b>139,384.04</b>	<b>41</b>	<b>21,808.07</b>	<b>7</b>	<b>146,768.09</b>	<b>49</b>	<b>0.00</b>	<b>299,562.50</b>	<b>152,794.41</b>
<b>OTHER FINANCING SOURCES (USES)</b>										
<b>TOTAL OTHER FINANCING SOURCES (USES)</b>	<b>0.00</b>	<b>0.00</b>		<b>0.00</b>		<b>0.00</b>		<b>0.00</b>	<b>0.00</b>	<b>0.00</b>
<b>NET CHANGE IN FUND BALANCE</b>	<b>2,667.39</b>	<b>23,453.38</b>		<b>-22,595.26</b>		<b>-53,056.61</b>		<b>0.00</b>	<b>36,437.50</b>	<b>89,494.11</b>





FUND DEPT 2091-247 : ANIMAL CONTROL - ANIMAL WARDEN SERVICES

8/11/2023 2:53:50 PM

PERIOD ENDING 7/31/2023

	ACTUAL LAST YEAR			ACTUAL THIS YEAR				ENCUMBRANCE	BUDGET	UNENCUMBERED BALANCE
	CURRENT MONTH	YEAR TO DATE	%	CURRENT MONTH	%	YEAR TO DATE	%			
<b>REVENUES</b>										
4004 INTERGOVERNMENTAL REVENUE	20,760.29	111,875.11	56	0.00	0	117,130.85	62	0.00	188,288.00	71,157.15
4005 FINES AND FORFEITURES	1,700.00	9,580.00	96	0.00	0	4,175.00	38	0.00	11,000.00	6,825.00
<b>TOTAL REVENUES</b>	<b>22,460.29</b>	<b>121,455.11</b>	<b>58</b>	<b>0.00</b>	<b>0</b>	<b>121,305.85</b>	<b>61</b>	<b>0.00</b>	<b>199,288.00</b>	<b>77,982.15</b>
<b>EXPENDITURES</b>										
5001 SALARIES AND WAGES	15,748.84	69,307.38	53	7,920.90	6	38,546.37	27	0.00	141,431.00	102,884.63
5003 FRINGE BENEFITS	3,508.04	20,243.44	34	1,184.52	2	5,184.28	9	0.00	60,643.00	55,458.72
5010 COMMODITIES	2,795.75	13,405.96	29	2,236.98	9	9,896.96	38	0.00	26,300.00	16,403.04
5020 SERVICES	2,064.56	4,884.21	31	590.30	2	9,662.99	40	0.00	24,050.00	14,387.01
8000 CAPITAL OUTLAY	0.00	51,107.00	100	0.00	0	0.00	0	0.00	4,500.00	4,500.00
<b>TOTAL EXPENDITURES</b>	<b>24,117.19</b>	<b>158,947.99</b>	<b>53</b>	<b>11,932.70</b>	<b>5</b>	<b>63,290.60</b>	<b>25</b>	<b>0.00</b>	<b>256,924.00</b>	<b>193,633.40</b>
<b>NET CHANGE IN FUND BALANCE</b>	<b>-1,656.90</b>	<b>-37,492.88</b>		<b>-11,932.70</b>		<b>58,015.25</b>		<b>0.00</b>	<b>-57,636.00</b>	<b>-115,651.25</b>



**FUND DEPT 2091-248 : ANIMAL CONTROL - ANIMAL IMPOUND SERVICES**

8/11/2023 2:53:50 PM

**PERIOD ENDING 7/31/2023**

	ACTUAL LAST YEAR			ACTUAL THIS YEAR				ENCUMBRANCE	BUDGET	UNENCUMBERED BALANCE
	CURRENT MONTH	YEAR TO DATE	%	CURRENT MONTH	%	YEAR TO DATE	%			
<b>REVENUES</b>										
4004 INTERGOVERNMENTAL REVENUE	0.00	86,102.61	52	0.00	0	43,930.29	18	0.00	242,289.00	198,358.71
4005 FINES AND FORFEITURES	-19,327.29	9,978.10	22	0.00	0	10,498.00	70	0.00	15,000.00	4,502.00
4009 MISCELLANEOUS REVENUES	0.00	0.00	0	0.00	0	19.95	0	0.00	0.00	-19.95
<b>TOTAL REVENUES</b>	<b>-19,327.29</b>	<b>96,080.71</b>	<b>46</b>	<b>0.00</b>	<b>0</b>	<b>54,448.24</b>	<b>21</b>	<b>0.00</b>	<b>257,289.00</b>	<b>202,840.76</b>
<b>EXPENDITURES</b>										
5001 SALARIES AND WAGES	14,742.80	73,699.81	52	8,349.00	5	80,664.24	51	0.00	158,929.50	78,265.26
5003 FRINGE BENEFITS	3,487.96	19,277.12	31	2,321.39	4	15,876.39	30	0.00	52,194.00	36,317.61
5010 COMMODITIES	1,538.56	13,985.67	42	6,549.14	22	22,466.07	75	0.00	30,020.00	7,553.93
5020 SERVICES	0.00	772.25	7	725.77	9	2,199.11	28	0.00	7,860.00	5,660.89
<b>TOTAL EXPENDITURES</b>	<b>19,769.32</b>	<b>107,734.85</b>	<b>43</b>	<b>17,945.30</b>	<b>7</b>	<b>121,205.81</b>	<b>49</b>	<b>0.00</b>	<b>249,003.50</b>	<b>127,797.69</b>
<b>NET CHANGE IN FUND BALANCE</b>	<b>-39,096.61</b>	<b>-11,654.14</b>		<b>-17,945.30</b>		<b>-66,757.57</b>		<b>0.00</b>	<b>8,285.50</b>	<b>75,043.07</b>



FUND DEPT 2092-074 : LAW LIBRARY - LAW LIBRARY

8/11/2023 2:53:50 PM

PERIOD ENDING 7/31/2023

	ACTUAL LAST YEAR			ACTUAL THIS YEAR				ENCUMBRANCE	BUDGET	UNENCUMBERED BALANCE
	CURRENT MONTH	YEAR TO DATE	%	CURRENT MONTH	%	YEAR TO DATE	%			
<b>REVENUES</b>										
4007 CHARGES FOR SERVICES	0.00	39,588.75	49	0.00	0	34,769.25	50	0.00	70,000.00	35,230.75
4008 INVESTMENT EARNINGS	130.63	338.15	338	-248.67	-249	1,642.58	164 3	0.00	100.00	-1,542.58
4009 MISCELLANEOUS REVENUES	0.00	715.00	0	0.00	0	560.00	0	0.00	0.00	-560.00
<b>TOTAL REVENUES</b>	<b>130.63</b>	<b>40,641.90</b>	<b>51</b>	<b>-248.67</b>	<b>0</b>	<b>36,971.83</b>	<b>53</b>	<b>0.00</b>	<b>70,100.00</b>	<b>33,128.17</b>
<b>EXPENDITURES</b>										
5010 COMMODITIES	9,055.79	29,895.33	67	1,844.09	8	16,832.75	69	0.00	24,495.00	7,662.25
5020 SERVICES	6,617.88	21,649.43	58	3,771.47	10	12,953.06	34	0.00	38,340.00	25,386.94
<b>TOTAL EXPENDITURES</b>	<b>15,673.67</b>	<b>51,544.76</b>	<b>63</b>	<b>5,615.56</b>	<b>9</b>	<b>29,785.81</b>	<b>47</b>	<b>0.00</b>	<b>62,835.00</b>	<b>33,049.19</b>
<b>OTHER FINANCING SOURCES (USES)</b>										
<b>TOTAL OTHER FINANCING SOURCES (USES)</b>	<b>0.00</b>	<b>0.00</b>		<b>0.00</b>		<b>0.00</b>		<b>0.00</b>	<b>0.00</b>	<b>0.00</b>
<b>NET CHANGE IN FUND BALANCE</b>	<b>-15,543.04</b>	<b>-10,902.86</b>		<b>-5,864.23</b>		<b>7,186.02</b>		<b>0.00</b>	<b>7,265.00</b>	<b>78.98</b>



FUND DEPT 2093-031 : FORECLOSURE MEDIATION FND - CIRCUIT COURT

8/11/2023 2:53:50 PM

PERIOD ENDING 7/31/2023

	ACTUAL LAST YEAR			ACTUAL THIS YEAR				ENCUMBRANCE	BUDGET	UNENCUMBERED BALANCE
	CURRENT MONTH	YEAR TO DATE	%	CURRENT MONTH	%	YEAR TO DATE	%			
<b>REVENUES</b>										
4007 CHARGES FOR SERVICES	0.00	150.00	1	0.00	0	150.00	2	0.00	10,000.00	9,850.00
4008 INVESTMENT EARNINGS	19.23	53.50	54	-20.12	-50	137.79	344	0.00	40.00	-97.79
<b>TOTAL REVENUES</b>	<b>19.23</b>	<b>203.50</b>	<b>1</b>	<b>-20.12</b>	<b>0</b>	<b>287.79</b>	<b>3</b>	<b>0.00</b>	<b>10,040.00</b>	<b>9,752.21</b>
<b>EXPENDITURES</b>										
5001 SALARIES AND WAGES	1,625.91	5,958.81	43	0.00	0	0.00	0	0.00	0.00	0.00
5003 FRINGE BENEFITS	127.21	531.27	38	0.00	0	0.00	0	0.00	0.00	0.00
5010 COMMODITIES	0.00	0.00	0	0.00	0	0.00	0	0.00	100.00	100.00
5020 SERVICES	400.00	800.00	4	7.49	0	52.43	1	0.00	7,800.00	7,747.57
<b>TOTAL EXPENDITURES</b>	<b>2,153.12</b>	<b>7,290.08</b>	<b>21</b>	<b>7.49</b>	<b>0</b>	<b>52.43</b>	<b>1</b>	<b>0.00</b>	<b>7,900.00</b>	<b>7,847.57</b>
<b>OTHER FINANCING SOURCES (USES)</b>										
<b>TOTAL OTHER FINANCING SOURCES (USES)</b>	<b>0.00</b>	<b>0.00</b>		<b>0.00</b>		<b>0.00</b>		<b>0.00</b>	<b>0.00</b>	<b>0.00</b>
<b>NET CHANGE IN FUND BALANCE</b>	<b>-2,133.89</b>	<b>-7,086.58</b>		<b>-27.61</b>		<b>235.36</b>		<b>0.00</b>	<b>2,140.00</b>	<b>1,904.64</b>



FUND DEPT 2101-054 : I/DD SPECIAL INITIATIVES - CILA PROJECT

8/11/2023 2:53:50 PM

PERIOD ENDING 7/31/2023

	ACTUAL LAST YEAR			ACTUAL THIS YEAR				ENCUMBRANCE	BUDGET	UNENCUMBERED BALANCE
	CURRENT MONTH	YEAR TO DATE	%	CURRENT MONTH	%	YEAR TO DATE	%			
<b>REVENUES</b>										
4008 INVESTMENT EARNINGS	816.81	1,915.24	958	-1,258.85	-126	8,796.09	880	0.00	1,000.00	-7,796.09
4009 MISCELLANEOUS REVENUES	0.00	260,368.90	0	0.00	0	0.00	0	0.00	0.00	0.00
<b>TOTAL REVENUES</b>	<b>816.81</b>	<b>262,284.14</b>	<b>131</b>	<b>-1,258.85</b>	<b>-126</b>	<b>8,796.09</b>	<b>880</b>	<b>0.00</b>	<b>1,000.00</b>	<b>-7,796.09</b>
			<b>142</b>							
<b>EXPENDITURES</b>										
5010 COMMODITIES	0.00	0.00	0	0.00	0	0.00	0	0.00	5,063.00	5,063.00
5020 SERVICES	0.00	13,478.33	40	47,666.00	14	47,666.00	14	0.00	345,937.00	298,271.00
<b>TOTAL EXPENDITURES</b>	<b>0.00</b>	<b>13,478.33</b>	<b>27</b>	<b>47,666.00</b>	<b>14</b>	<b>47,666.00</b>	<b>14</b>	<b>0.00</b>	<b>351,000.00</b>	<b>303,334.00</b>
<b>OTHER FINANCING SOURCES (USES)</b>										
6001 OTHER FINANCING SOURCES	0.00	50,000.00	100	0.00	0	50,000.00	100	0.00	50,000.00	0.00
<b>TOTAL OTHER FINANCING SOURCES (USES)</b>	<b>0.00</b>	<b>50,000.00</b>		<b>0.00</b>		<b>50,000.00</b>		<b>0.00</b>	<b>50,000.00</b>	<b>0.00</b>
<b>NET CHANGE IN FUND BALANCE</b>	<b>816.81</b>	<b>298,805.81</b>		<b>-48,924.85</b>		<b>11,130.09</b>		<b>0.00</b>	<b>-300,000.00</b>	<b>-311,130.09</b>



**FUND DEPT 2103-060 : HWY FED AID MATCHING FUND - HIGHWAY**

8/11/2023 2:53:50 PM

**PERIOD ENDING 7/31/2023**

	ACTUAL LAST YEAR			ACTUAL THIS YEAR				ENCUMBRANCE	BUDGET	UNENCUMBERED BALANCE
	CURRENT MONTH	YEAR TO DATE	%	CURRENT MONTH	%	YEAR TO DATE	%			
<b>REVENUES</b>										
4001 PROPERTY TAX	28,902.23	61,918.92	52	29,850.48	23	59,706.74	47	0.00	128,348.00	68,641.26
4008 INVESTMENT EARNINGS	604.15	1,196.04	0	-43,455.74	579 4	-35,165.86	468 9	0.00	750.00	35,915.86
<b>TOTAL REVENUES</b>	<b>29,506.38</b>	<b>63,114.96</b>	<b>53</b>	<b>-13,605.26</b>	<b>-11</b>	<b>24,540.88</b>	<b>19</b>	<b>0.00</b>	<b>129,098.00</b>	<b>104,557.12</b>
<b>EXPENDITURES</b>										
<b>TOTAL EXPENDITURES</b>	<b>0.00</b>	<b>0.00</b>	<b>0</b>	<b>0.00</b>	<b>0</b>	<b>0.00</b>	<b>0</b>	<b>0.00</b>	<b>0.00</b>	<b>0.00</b>
<b>OTHER FINANCING SOURCES (USES)</b>										
<b>TOTAL OTHER FINANCING SOURCES (USES)</b>	<b>0.00</b>	<b>0.00</b>		<b>0.00</b>		<b>0.00</b>		<b>0.00</b>	<b>0.00</b>	<b>0.00</b>
<b>NET CHANGE IN FUND BALANCE</b>	<b>29,506.38</b>	<b>63,114.96</b>		<b>-13,605.26</b>		<b>24,540.88</b>		<b>0.00</b>	<b>129,098.00</b>	<b>104,557.12</b>



**FUND DEPT 2104-104 : EARLY CHILDHOOD FUND - EARLY CHILDHOOD DEVELOPMENT**

8/11/2023 2:53:50 PM

**PERIOD ENDING 7/31/2023**

	ACTUAL LAST YEAR			ACTUAL THIS YEAR				ENCUMBRANCE	BUDGET	UNENCUMBERED BALANCE
	CURRENT MONTH	YEAR TO DATE	%	CURRENT MONTH	%	YEAR TO DATE	%			
<b>REVENUES</b>										
4004 INTERGOVERNMENTAL REVENUE	678,305.79	5,485,770.48	43	901,019.02	7	6,744,491.93	52	0.00	13,050,000.00	6,305,508.07
4007 CHARGES FOR SERVICES	2,250.00	35,700.00	28	560.00	0	214,484.50	165	0.00	130,000.00	-84,484.50
4008 INVESTMENT EARNINGS	7,118.07	12,221.97	122	3,948.43	79	95,566.90	191 1	0.00	5,000.00	-90,566.90
4009 MISCELLANEOUS REVENUES	0.00	388,837.37	299 1	48.72	0	5,386.43	10	0.00	55,000.00	49,613.57
<b>TOTAL REVENUES</b>	<b>687,673.86</b>	<b>5,922,529.82</b>	<b>45</b>	<b>905,576.17</b>	<b>7</b>	<b>7,059,929.76</b>	<b>53</b>	<b>0.00</b>	<b>13,240,000.00</b>	<b>6,180,070.24</b>
<b>EXPENDITURES</b>										
5001 SALARIES AND WAGES	546,319.83	2,949,891.94	48	317,594.98	5	3,467,397.07	55	0.00	6,331,432.13	2,864,035.06
5003 FRINGE BENEFITS	144,089.01	864,106.80	41	53,754.38	3	817,135.74	41	0.00	1,981,205.03	1,164,069.29
5010 COMMODITIES	49,490.71	277,657.35	40	97,676.65	12	429,223.24	54	0.00	799,569.73	370,346.49
5020 SERVICES	172,026.51	1,545,839.95	42	188,670.11	6	1,259,816.39	43	67,410.05	2,949,830.27	1,622,603.83
8000 CAPITAL OUTLAY	0.00	32,018.58	100	85,620.32	21	375,571.83	90	0.00	415,433.62	39,861.79
<b>TOTAL EXPENDITURES</b>	<b>911,926.06</b>	<b>5,669,514.62</b>	<b>45</b>	<b>743,316.44</b>	<b>6</b>	<b>6,349,144.27</b>	<b>51</b>	<b>67,410.05</b>	<b>12,477,470.78</b>	<b>6,060,916.46</b>
<b>OTHER FINANCING SOURCES (USES)</b>										
7001 OTHER FINANCING USES	0.00	0.00	0	0.00	0	0.00	0	0.00	-628,029.22	-628,029.22
<b>TOTAL OTHER FINANCING SOURCES (USES)</b>	<b>0.00</b>	<b>0.00</b>		<b>0.00</b>		<b>0.00</b>		<b>0.00</b>	<b>-628,029.22</b>	<b>-628,029.22</b>
<b>NET CHANGE IN FUND BALANCE</b>	<b>-224,252.20</b>	<b>253,015.20</b>		<b>162,259.73</b>		<b>710,785.49</b>		<b>-67,410.05</b>	<b>134,500.00</b>	<b>-508,875.44</b>



FUND DEPT 2106-010 : PUBL SAFETY SALES TAX FND - COUNTY BOARD

8/11/2023 2:53:50 PM

PERIOD ENDING 7/31/2023

	ACTUAL LAST YEAR			ACTUAL THIS YEAR				ENCUMBRANCE	BUDGET	UNENCUMBERED BALANCE
	CURRENT MONTH	YEAR TO DATE	%	CURRENT MONTH	%	YEAR TO DATE	%			
<b>REVENUES</b>										
4002 LOCAL SALES TAX	883,800.66	1,498,552.34	46	534,104.96	15	1,311,101.86	38	0.00	3,457,442.00	2,146,340.14
4008 INVESTMENT EARNINGS	4,599.61	10,006.75	500	-10,115.19	-202	58,563.87	117	0.00	5,000.00	-53,563.87
							1			
<b>TOTAL REVENUES</b>	<b>888,400.27</b>	<b>1,508,559.09</b>	<b>46</b>	<b>523,989.77</b>	<b>15</b>	<b>1,369,665.73</b>	<b>40</b>	<b>0.00</b>	<b>3,462,442.00</b>	<b>2,092,776.27</b>
<b>EXPENDITURES</b>										
5020 SERVICES	88,136.79	575,647.30	64	97,072.17	10	480,296.24	48	17,890.00	1,008,000.00	509,813.76
5050 INTEREST AND FISCAL CHARGES	0.00	277.08	18	0.00	0	0.00	0	0.00	2,500.00	2,500.00
<b>TOTAL EXPENDITURES</b>	<b>88,136.79</b>	<b>575,924.38</b>	<b>64</b>	<b>97,072.17</b>	<b>10</b>	<b>480,296.24</b>	<b>48</b>	<b>17,890.00</b>	<b>1,010,500.00</b>	<b>512,313.76</b>
<b>OTHER FINANCING SOURCES (USES)</b>										
7001 OTHER FINANCING USES	0.00	0.00	0	0.00	0	0.00	0	0.00	-2,020,315.00	-2,020,315.00
<b>TOTAL OTHER FINANCING SOURCES (USES)</b>	<b>0.00</b>	<b>0.00</b>		<b>0.00</b>		<b>0.00</b>		<b>0.00</b>	<b>-2,020,315.00</b>	<b>-2,020,315.00</b>
<b>NET CHANGE IN FUND BALANCE</b>	<b>800,263.48</b>	<b>932,634.71</b>		<b>426,917.60</b>		<b>889,369.49</b>		<b>-17,890.00</b>	<b>431,627.00</b>	<b>-439,852.49</b>





FUND DEPT 2106-013 : PUBL SAFETY SALES TAX FND - DEBT SERVICE

8/11/2023 2:53:50 PM

PERIOD ENDING 7/31/2023

	ACTUAL LAST YEAR			ACTUAL THIS YEAR				ENCUMBRANCE	BUDGET	UNENCUMBERED BALANCE
	CURRENT MONTH	YEAR TO DATE	%	CURRENT MONTH	%	YEAR TO DATE	%			
<b>REVENUES</b>										
4002 LOCAL SALES TAX	613,827.00	1,023,045.00	42	524,932.00	17	1,312,330.00	42	0.00	3,142,558.00	1,830,228.00
<b>TOTAL REVENUES</b>	<b>613,827.00</b>	<b>1,023,045.00</b>	<b>42</b>	<b>524,932.00</b>	<b>17</b>	<b>1,312,330.00</b>	<b>42</b>	<b>0.00</b>	<b>3,142,558.00</b>	<b>1,830,228.00</b>
<b>EXPENDITURES</b>										
5050 INTEREST AND FISCAL CHARGES	0.00	321,641.24	13	0.00	0	668,720.03	22	0.00	3,033,875.00	2,365,154.97
<b>TOTAL EXPENDITURES</b>	<b>0.00</b>	<b>321,641.24</b>	<b>13</b>	<b>0.00</b>	<b>0</b>	<b>668,720.03</b>	<b>22</b>	<b>0.00</b>	<b>3,033,875.00</b>	<b>2,365,154.97</b>
<b>NET CHANGE IN FUND BALANCE</b>	<b>613,827.00</b>	<b>701,403.76</b>		<b>524,932.00</b>		<b>643,609.97</b>		<b>0.00</b>	<b>108,683.00</b>	<b>-534,926.97</b>



**FUND DEPT 2106-060 : PUBL SAFETY SALES TAX FND - HIGHWAY**

8/11/2023 2:53:50 PM

**PERIOD ENDING 7/31/2023**

	ACTUAL LAST YEAR			ACTUAL THIS YEAR				ENCUMBRANCE	BUDGET	UNENCUMBERED BALANCE
	CURRENT MONTH	YEAR TO DATE	%	CURRENT MONTH	%	YEAR TO DATE	%			
<b>REVENUES</b>										
<b>TOTAL REVENUES</b>	0.00	0.00	0	0.00	0	0.00	0	0.00	0.00	0.00
<b>NET CHANGE IN FUND BALANCE</b>	0.00	0.00		0.00		0.00		0.00	0.00	0.00



PERIOD ENDING 7/31/2023

	ACTUAL LAST YEAR			ACTUAL THIS YEAR				ENCUMBRANCE	BUDGET	UNENCUMBERED BALANCE
	CURRENT MONTH	YEAR TO DATE	%	CURRENT MONTH	%	YEAR TO DATE	%			
<b>EXPENDITURES</b>										
5020 SERVICES	13,602.69	27,205.38	25	0.00	0	15,416.34	7	0.00	219,516.00	204,099.66
<b>TOTAL EXPENDITURES</b>	<b>13,602.69</b>	<b>27,205.38</b>	<b>25</b>	<b>0.00</b>	<b>0</b>	<b>15,416.34</b>	<b>7</b>	<b>0.00</b>	<b>219,516.00</b>	<b>204,099.66</b>
<b>NET CHANGE IN FUND BALANCE</b>	<b>-13,602.69</b>	<b>-27,205.38</b>		<b>0.00</b>		<b>-15,416.34</b>		<b>0.00</b>	<b>-219,516.00</b>	<b>-204,099.66</b>



**FUND DEPT 2106-237 : PUBL SAFETY SALES TAX FND - DELINQ PREVENTION GRANTS**

8/11/2023 2:53:50 PM

**PERIOD ENDING 7/31/2023**

	ACTUAL LAST YEAR			ACTUAL THIS YEAR				ENCUMBRANCE	BUDGET	UNENCUMBERED BALANCE
	CURRENT MONTH	YEAR TO DATE	%	CURRENT MONTH	%	YEAR TO DATE	%			
<b>EXPENDITURES</b>										
5020 SERVICES	23,229.17	162,604.19	58	26,666.66	8	186,666.62	58	0.00	320,000.00	133,333.38
<b>TOTAL EXPENDITURES</b>	<b>23,229.17</b>	<b>162,604.19</b>	<b>58</b>	<b>26,666.66</b>	<b>8</b>	<b>186,666.62</b>	<b>58</b>	<b>0.00</b>	<b>320,000.00</b>	<b>133,333.38</b>
<b>NET CHANGE IN FUND BALANCE</b>	<b>-23,229.17</b>	<b>-162,604.19</b>		<b>-26,666.66</b>		<b>-186,666.62</b>		<b>0.00</b>	<b>-320,000.00</b>	<b>-133,333.38</b>



**FUND DEPT 2107-010 : GEOGRAPHIC INF SYS FUND (GIS) - COUNTY BOARD**

8/11/2023 2:53:50 PM

**PERIOD ENDING 7/31/2023**

	ACTUAL LAST YEAR			ACTUAL THIS YEAR				ENCUMBRANCE	BUDGET	UNENCUMBERED BALANCE
	CURRENT MONTH	YEAR TO DATE	%	CURRENT MONTH	%	YEAR TO DATE	%			
<b>REVENUES</b>										
4007 CHARGES FOR SERVICES	54,657.00	159,015.00	48	27,870.00	8	126,909.00	38	0.00	330,000.00	203,091.00
4008 INVESTMENT EARNINGS	510.67	1,305.28	653	-717.57	-72	4,928.19	493	0.00	1,000.00	-3,928.19
<b>TOTAL REVENUES</b>	<b>55,167.67</b>	<b>160,320.28</b>	<b>49</b>	<b>27,152.43</b>	<b>8</b>	<b>131,837.19</b>	<b>40</b>	<b>0.00</b>	<b>331,000.00</b>	<b>199,162.81</b>
<b>EXPENDITURES</b>										
5020 SERVICES	0.00	95,677.75	29	0.00	0	97,928.00	29	0.00	333,627.00	235,699.00
<b>TOTAL EXPENDITURES</b>	<b>0.00</b>	<b>95,677.75</b>	<b>29</b>	<b>0.00</b>	<b>0</b>	<b>97,928.00</b>	<b>29</b>	<b>0.00</b>	<b>333,627.00</b>	<b>235,699.00</b>
<b>NET CHANGE IN FUND BALANCE</b>	<b>55,167.67</b>	<b>64,642.53</b>		<b>27,152.43</b>		<b>33,909.19</b>		<b>0.00</b>	<b>-2,627.00</b>	<b>-36,536.19</b>




FUND DEPT 2108-050 : DEVLPMNTL DISABILITY FUND - DEVL MNTL DISABILITY BOARD

8/11/2023 2:53:50 PM


PERIOD ENDING 7/31/2023

	ACTUAL LAST YEAR			ACTUAL THIS YEAR				ENCUMBRANCE	BUDGET	UNENCUMBERED BALANCE
	CURRENT MONTH	YEAR TO DATE	%	CURRENT MONTH	%	YEAR TO DATE	%			
<b>REVENUES</b>										
4001 PROPERTY TAX	989,320.36	2,238,794.13	50	1,091,113.69	22	2,182,391.32	45	0.00	4,863,487.00	2,681,095.68
4008 INVESTMENT EARNINGS	2,527.97	4,318.59	432	-3,959.19	-198	20,644.05	103 2	0.00	2,000.00	-18,644.05
4009 MISCELLANEOUS REVENUES	0.00	0.00	0	1,537.00	31	1,537.00	31	0.00	5,000.00	3,463.00
<b>TOTAL REVENUES</b>	<b>991,848.33</b>	<b>2,243,112.72</b>	<b>50</b>	<b>1,088,691.50</b>	<b>22</b>	<b>2,204,572.37</b>	<b>45</b>	<b>0.00</b>	<b>4,870,487.00</b>	<b>2,665,914.63</b>
<b>EXPENDITURES</b>										
5020 SERVICES	0.00	2,047,807.00	46	737,452.00	15	2,871,916.00	60	0.00	4,824,487.00	1,952,571.00
<b>TOTAL EXPENDITURES</b>	<b>0.00</b>	<b>2,047,807.00</b>	<b>46</b>	<b>737,452.00</b>	<b>15</b>	<b>2,871,916.00</b>	<b>60</b>	<b>0.00</b>	<b>4,824,487.00</b>	<b>1,952,571.00</b>
<b>OTHER FINANCING SOURCES (USES)</b>										
6001 OTHER FINANCING SOURCES	0.00	0.00	0	0.00	0	0.00	0	0.00	4,000.00	4,000.00
7001 OTHER FINANCING USES	0.00	-50,000.00	100	0.00	0	-50,000.00	100	0.00	-50,000.00	0.00
<b>TOTAL OTHER FINANCING SOURCES (USES)</b>	<b>0.00</b>	<b>-50,000.00</b>		<b>0.00</b>		<b>-50,000.00</b>		<b>0.00</b>	<b>-46,000.00</b>	<b>4,000.00</b>
<b>NET CHANGE IN FUND BALANCE</b>	<b>991,848.33</b>	<b>145,305.72</b>		<b>351,239.50</b>		<b>-717,343.63</b>		<b>0.00</b>	<b>0.00</b>	<b>717,343.63</b>



PERIOD ENDING 7/31/2023

	ACTUAL LAST YEAR			ACTUAL THIS YEAR				ENCUMBRANCE	BUDGET	UNENCUMBERED BALANCE
	CURRENT MONTH	YEAR TO DATE	%	CURRENT MONTH	%	YEAR TO DATE	%			
<b>REVENUES</b>										
4004 INTERGOVERNMENTAL REVENUE	0.00	0.00	0	0.00	0	0.00	0	0.00	5,469,000.00	5,469,000.00
<b>TOTAL REVENUES</b>	<b>0.00</b>	<b>0.00</b>	<b>0</b>	<b>0.00</b>	<b>0</b>	<b>0.00</b>	<b>0</b>	<b>0.00</b>	<b>5,469,000.00</b>	<b>5,469,000.00</b>
<b>EXPENDITURES</b>										
5001 SALARIES AND WAGES	0.00	0.00	0	66,076.33	3	75,398.21	4	0.00	2,003,350.00	1,927,951.79
5003 FRINGE BENEFITS	0.00	0.00	0	7,055.57	1	7,490.66	1	0.00	559,000.00	551,509.34
5010 COMMODITIES	0.00	0.00	0	7,176.68	4	9,674.68	6	0.00	164,650.00	154,975.32
5020 SERVICES	0.00	0.00	0	10,676.99	1	12,526.99	1	0.00	2,117,000.00	2,104,473.01
8000 CAPITAL OUTLAY	0.00	0.00	0	70,140.00	11	70,140.00	11	286.00	625,000.00	554,574.00
<b>TOTAL EXPENDITURES</b>	<b>0.00</b>	<b>0.00</b>	<b>0</b>	<b>161,125.57</b>	<b>3</b>	<b>175,230.54</b>	<b>3</b>	<b>286.00</b>	<b>5,469,000.00</b>	<b>5,293,483.46</b>
<b>OTHER FINANCING SOURCES (USES)</b>										
<b>TOTAL OTHER FINANCING SOURCES (USES)</b>	<b>0.00</b>	<b>0.00</b>		<b>0.00</b>		<b>0.00</b>		<b>0.00</b>	<b>0.00</b>	<b>0.00</b>
<b>NET CHANGE IN FUND BALANCE</b>	<b>0.00</b>	<b>0.00</b>		<b>-161,125.57</b>		<b>-175,230.54</b>		<b>-286.00</b>	<b>0.00</b>	<b>175,516.54</b>



FUND DEPT 2110-110 : WORKFORCE DEVELOPMENT FND - WORKFORCE DEVELOPMENT

8/11/2023 2:53:50 PM

PERIOD ENDING 7/31/2023

	ACTUAL LAST YEAR			ACTUAL THIS YEAR				ENCUMBRANCE	BUDGET	UNENCUMBERED BALANCE
	CURRENT MONTH	YEAR TO DATE	%	CURRENT MONTH	%	YEAR TO DATE	%			
<b>REVENUES</b>										
4004 INTERGOVERNMENTAL REVENUE	331,007.80	1,769,902.40	40	396,251.31	15	1,319,637.92	49	0.00	2,705,000.00	1,385,362.08
4007 CHARGES FOR SERVICES	16.69	68,142.83	49	1,884.39	1	70,325.83	51	0.00	138,500.00	68,174.17
<b>TOTAL REVENUES</b>	<b>331,024.49</b>	<b>1,838,045.23</b>	<b>40</b>	<b>398,135.70</b>	<b>14</b>	<b>1,389,963.75</b>	<b>49</b>	<b>0.00</b>	<b>2,843,500.00</b>	<b>1,453,536.25</b>
<b>EXPENDITURES</b>										
5001 SALARIES AND WAGES	82,701.33	323,786.63	27	61,272.55	8	382,526.26	47	0.00	810,000.00	427,473.74
5003 FRINGE BENEFITS	14,289.51	73,557.07	17	9,201.89	3	88,219.98	29	0.00	306,000.00	217,780.02
5010 COMMODITIES	3,393.75	4,172.25	50	4,531.67	4	18,838.10	15	0.00	126,450.00	107,611.90
5020 SERVICES	157,789.34	1,277,842.53	44	152,810.28	10	1,000,197.13	65	0.00	1,546,900.00	546,702.87
8000 CAPITAL OUTLAY	0.00	158,975.00	100	0.00	0	0.00	0	0.00	50,000.00	50,000.00
<b>TOTAL EXPENDITURES</b>	<b>258,173.93</b>	<b>1,838,333.48</b>	<b>39</b>	<b>227,816.39</b>	<b>8</b>	<b>1,489,781.47</b>	<b>52</b>	<b>0.00</b>	<b>2,839,350.00</b>	<b>1,349,568.53</b>
<b>OTHER FINANCING SOURCES (USES)</b>										
6001 OTHER FINANCING SOURCES	0.00	0.00	0	0.00	0	0.00	0	0.00	50,000.00	50,000.00
7001 OTHER FINANCING USES	0.00	0.00	0	0.00	0	0.00	0	0.00	-50,000.00	-50,000.00
<b>TOTAL OTHER FINANCING SOURCES (USES)</b>	<b>0.00</b>	<b>0.00</b>		<b>0.00</b>		<b>0.00</b>		<b>0.00</b>	<b>0.00</b>	<b>0.00</b>
<b>NET CHANGE IN FUND BALANCE</b>	<b>72,850.56</b>	<b>-288.25</b>		<b>170,319.31</b>		<b>-99,817.72</b>		<b>0.00</b>	<b>4,150.00</b>	<b>103,967.72</b>





**FUND DEPT 2120-060 : HWY IDOT REBUILD GRANT - HIGHWAY**

8/11/2023 2:53:50 PM

**PERIOD ENDING 7/31/2023**

	ACTUAL LAST YEAR			ACTUAL THIS YEAR				ENCUMBRANCE	BUDGET	UNENCUMBERED BALANCE
	CURRENT MONTH	YEAR TO DATE	%	CURRENT MONTH	%	YEAR TO DATE	%			
<b>REVENUES</b>										
4004 INTERGOVERNMENTAL REVENUE	0.00	962,449.76	50	0.00	0	0.00	0	0.00	0.00	0.00
4008 INVESTMENT EARNINGS	4,159.93	9,619.63	321	0.00	0	0.00	0	0.00	2,000.00	2,000.00
<b>TOTAL REVENUES</b>	<b>4,159.93</b>	<b>972,069.39</b>	<b>50</b>	<b>0.00</b>	<b>0</b>	<b>0.00</b>	<b>0</b>	<b>0.00</b>	<b>2,000.00</b>	<b>2,000.00</b>
<b>EXPENDITURES</b>										
8000 CAPITAL OUTLAY	0.00	771,808.51	18	0.00	0	369,474.35	19	0.00	1,910,228.00	1,540,753.65
<b>TOTAL EXPENDITURES</b>	<b>0.00</b>	<b>771,808.51</b>	<b>18</b>	<b>0.00</b>	<b>0</b>	<b>369,474.35</b>	<b>19</b>	<b>0.00</b>	<b>1,910,228.00</b>	<b>1,540,753.65</b>
<b>NET CHANGE IN FUND BALANCE</b>	<b>4,159.93</b>	<b>200,260.88</b>		<b>0.00</b>		<b>-369,474.35</b>		<b>0.00</b>	<b>-1,908,228.00</b>	<b>-1,538,753.65</b>



**FUND DEPT 2121-060 : TWP IDOT REBUILD GRANT - HIGHWAY**

8/11/2023 2:53:50 PM

**PERIOD ENDING 7/31/2023**

	ACTUAL LAST YEAR			ACTUAL THIS YEAR				ENCUMBRANCE	BUDGET	UNENCUMBERED BALANCE
	CURRENT MONTH	YEAR TO DATE	%	CURRENT MONTH	%	YEAR TO DATE	%			
<b>REVENUES</b>										
4004 INTERGOVERNMENTAL REVENUE	0.00	862,467.37	0	0.00	0	0.00	0	0.00	0.00	0.00
4008 INVESTMENT EARNINGS	2,394.32	5,575.37	0	0.00	0	0.00	0	0.00	0.00	0.00
<b>TOTAL REVENUES</b>	<b>2,394.32</b>	<b>868,042.74</b>	<b>0</b>	<b>0.00</b>	<b>0</b>	<b>0.00</b>	<b>0</b>	<b>0.00</b>	<b>0.00</b>	<b>0.00</b>
<b>EXPENDITURES</b>										
5020 SERVICES	442,467.58	1,133,244.38	8	441,920.83	9	1,609,353.23	32	0.00	5,000,000.00	3,390,646.77
<b>TOTAL EXPENDITURES</b>	<b>442,467.58</b>	<b>1,133,244.38</b>	<b>8</b>	<b>441,920.83</b>	<b>9</b>	<b>1,609,353.23</b>	<b>32</b>	<b>0.00</b>	<b>5,000,000.00</b>	<b>3,390,646.77</b>
<b>NET CHANGE IN FUND BALANCE</b>	<b>-440,073.26</b>	<b>-265,201.64</b>		<b>-441,920.83</b>		<b>-1,609,353.23</b>		<b>0.00</b>	<b>-5,000,000.00</b>	<b>-3,390,646.77</b>




**FUND DEPT 2188-044 : SOCIAL SECURITY FUND - NURSING HOME**

8/11/2023 2:53:50 PM

**PERIOD ENDING 7/31/2023**

	ACTUAL LAST YEAR			ACTUAL THIS YEAR				ENCUMBRANCE	BUDGET	UNENCUMBERED BALANCE
	CURRENT MONTH	YEAR TO DATE	%	CURRENT MONTH	%	YEAR TO DATE	%			
<b>EXPENDITURES</b>										
<b>TOTAL EXPENDITURES</b>	<i>0.00</i>	<i>0.00</i>	<i>0</i>	<i>0.00</i>	<i>0</i>	<i>0.00</i>	<i>0</i>	<i>0.00</i>	<i>0.00</i>	<i>0.00</i>
<b>OTHER FINANCING SOURCES (USES)</b>										
<b>TOTAL OTHER FINANCING SOURCES (USES)</b>	<i>0.00</i>	<i>0.00</i>		<i>0.00</i>		<i>0.00</i>		<i>0.00</i>	<i>0.00</i>	<i>0.00</i>
<b>NET CHANGE IN FUND BALANCE</b>	<b>0.00</b>	<b>0.00</b>		<b>0.00</b>		<b>0.00</b>		<b>0.00</b>	<b>0.00</b>	<b>0.00</b>



FUND DEPT 2188-075 : SOCIAL SECURITY FUND - GENERAL COUNTY

8/11/2023 2:53:50 PM

PERIOD ENDING 7/31/2023

	ACTUAL LAST YEAR			ACTUAL THIS YEAR				ENCUMBRANCE	BUDGET	UNENCUMBERED BALANCE
	CURRENT MONTH	YEAR TO DATE	%	CURRENT MONTH	%	YEAR TO DATE	%			
<b>REVENUES</b>										
4001 PROPERTY TAX	409,198.35	926,000.21	50	452,145.21	22	904,358.51	45	0.00	2,010,143.00	1,105,784.49
4008 INVESTMENT EARNINGS	773.10	1,215.83	0	-2,733.88	-304	9,007.93	100 1	0.00	900.00	-8,107.93
4009 MISCELLANEOUS REVENUES	0.00	0.00	0	0.00	0	0.01	0	0.00	0.00	-0.01
<b>TOTAL REVENUES</b>	<b>409,971.45</b>	<b>927,216.04</b>	<b>50</b>	<b>449,411.33</b>	<b>22</b>	<b>913,366.45</b>	<b>45</b>	<b>0.00</b>	<b>2,011,043.00</b>	<b>1,097,676.55</b>
<b>EXPENDITURES</b>										
5003 FRINGE BENEFITS	207,848.16	986,280.19	30	229,136.25	11	1,033,057.05	51	0.00	2,010,143.00	977,085.95
<b>TOTAL EXPENDITURES</b>	<b>207,848.16</b>	<b>986,280.19</b>	<b>30</b>	<b>229,136.25</b>	<b>11</b>	<b>1,033,057.05</b>	<b>51</b>	<b>0.00</b>	<b>2,010,143.00</b>	<b>977,085.95</b>
<b>OTHER FINANCING SOURCES (USES)</b>										
6001 OTHER FINANCING SOURCES	0.00	-6,302.44	0	0.00	0	9,535.16	0	0.00	0.00	-9,535.16
<b>TOTAL OTHER FINANCING SOURCES (USES)</b>	<b>0.00</b>	<b>-6,302.44</b>		<b>0.00</b>		<b>9,535.16</b>		<b>0.00</b>	<b>0.00</b>	<b>-9,535.16</b>
<b>NET CHANGE IN FUND BALANCE</b>	<b>202,123.29</b>	<b>-65,366.59</b>		<b>220,275.08</b>		<b>-110,155.44</b>		<b>0.00</b>	<b>900.00</b>	<b>111,055.44</b>




FUND DEPT 2474-474 : RPC USDA REVOLVING LOANS - RPC USDA REVOLVING LOANS

8/11/2023 2:53:50 PM

PERIOD ENDING 7/31/2023

	ACTUAL LAST YEAR			ACTUAL THIS YEAR				ENCUMBRANCE	BUDGET	UNENCUMBERED BALANCE
	CURRENT MONTH	YEAR TO DATE	%	CURRENT MONTH	%	YEAR TO DATE	%			
<b>REVENUES</b>										
4008 INVESTMENT EARNINGS	2,336.24	8,707.16	58	713.32	5	6,566.34	44	0.00	15,030.00	8,463.66
<b>TOTAL REVENUES</b>	<b>2,336.24</b>	<b>8,707.16</b>	<b>58</b>	<b>713.32</b>	<b>5</b>	<b>6,566.34</b>	<b>44</b>	<b>0.00</b>	<b>15,030.00</b>	<b>8,463.66</b>
<b>EXPENDITURES</b>										
5020 SERVICES	0.00	0.00	0	0.00	0	0.00	0	0.00	35,000.00	35,000.00
<b>TOTAL EXPENDITURES</b>	<b>0.00</b>	<b>0.00</b>	<b>0</b>	<b>0.00</b>	<b>0</b>	<b>0.00</b>	<b>0</b>	<b>0.00</b>	<b>35,000.00</b>	<b>35,000.00</b>
<b>OTHER FINANCING SOURCES (USES)</b>										
7001 OTHER FINANCING USES	-2,422.44	-2,422.44	35	0.00	0	-1,000.13	14	0.00	-7,000.00	-5,999.87
<b>TOTAL OTHER FINANCING SOURCES (USES)</b>	<b>-2,422.44</b>	<b>-2,422.44</b>		<b>0.00</b>		<b>-1,000.13</b>		<b>0.00</b>	<b>-7,000.00</b>	<b>-5,999.87</b>
<b>NET CHANGE IN FUND BALANCE</b>	<b>-86.20</b>	<b>6,284.72</b>		<b>713.32</b>		<b>5,566.21</b>		<b>0.00</b>	<b>-26,970.00</b>	<b>-32,536.21</b>



FUND DEPT 2475-475 : RPC ECON DEVELOPMNT LOANS - RPC ECON DEVELOPMNT LOANS

8/11/2023 2:53:50 PM

PERIOD ENDING 7/31/2023

	ACTUAL LAST YEAR			ACTUAL THIS YEAR				ENCUMBRANCE	BUDGET	UNENCUMBERED BALANCE
	CURRENT MONTH	YEAR TO DATE	%	CURRENT MONTH	%	YEAR TO DATE	%			
<b>REVENUES</b>										
4008 INVESTMENT EARNINGS	16,431.90	76,850.99	70	8,780.35	11	122,172.89	147	0.00	83,000.00	-39,172.89
<b>TOTAL REVENUES</b>	<b>16,431.90</b>	<b>76,850.99</b>	<b>70</b>	<b>8,780.35</b>	<b>11</b>	<b>122,172.89</b>	<b>147</b>	<b>0.00</b>	<b>83,000.00</b>	<b>-39,172.89</b>
<b>EXPENDITURES</b>										
5020 SERVICES	0.00	0.00	0	0.00	0	1,727,748.63	92	0.00	1,882,751.00	155,002.37
<b>TOTAL EXPENDITURES</b>	<b>0.00</b>	<b>0.00</b>	<b>0</b>	<b>0.00</b>	<b>0</b>	<b>1,727,748.63</b>	<b>92</b>	<b>0.00</b>	<b>1,882,751.00</b>	<b>155,002.37</b>
<b>OTHER FINANCING SOURCES (USES)</b>										
6001 OTHER FINANCING SOURCES	0.00	0.00	0	0.00	0	0.00	0	0.00	100,000.00	100,000.00
7001 OTHER FINANCING USES	0.00	-1,181.86	2	0.00	0	-6,744.33	9	0.00	-78,500.00	-71,755.67
<b>TOTAL OTHER FINANCING SOURCES (USES)</b>	<b>0.00</b>	<b>-1,181.86</b>		<b>0.00</b>		<b>-6,744.33</b>		<b>0.00</b>	<b>21,500.00</b>	<b>28,244.33</b>
<b>NET CHANGE IN FUND BALANCE</b>	<b>16,431.90</b>	<b>75,669.13</b>		<b>8,780.35</b>		<b>-1,612,320.07</b>		<b>0.00</b>	<b>-1,778,251.00</b>	<b>-165,930.93</b>



FUND DEPT 2609-026 : TAX INDEMNITY FUND - COUNTY TREASURER

8/11/2023 2:53:50 PM

PERIOD ENDING 7/31/2023

	ACTUAL LAST YEAR			ACTUAL THIS YEAR				ENCUMBRANCE	BUDGET	UNENCUMBERED BALANCE
	CURRENT MONTH	YEAR TO DATE	%	CURRENT MONTH	%	YEAR TO DATE	%			
<b>REVENUES</b>										
4007 CHARGES FOR SERVICES	0.00	0.00	0	718.00	0	718.00	0	0.00	0.00	-718.00
4008 INVESTMENT EARNINGS	0.00	0.00	0	-671.40	0	3,125.80	0	0.00	0.00	-3,125.80
<b>TOTAL REVENUES</b>	<b>0.00</b>	<b>0.00</b>	<b>0</b>	<b>46.60</b>	<b>0</b>	<b>3,843.80</b>	<b>0</b>	<b>0.00</b>	<b>0.00</b>	<b>-3,843.80</b>
<b>EXPENDITURES</b>										
5020 SERVICES	0.00	0.00	0	0.00	0	99,000.00	100	0.00	99,000.00	0.00
<b>TOTAL EXPENDITURES</b>	<b>0.00</b>	<b>0.00</b>	<b>0</b>	<b>0.00</b>	<b>0</b>	<b>99,000.00</b>	<b>100</b>	<b>0.00</b>	<b>99,000.00</b>	<b>0.00</b>
<b>OTHER FINANCING SOURCES (USES)</b>										
<b>TOTAL OTHER FINANCING SOURCES (USES)</b>	<b>0.00</b>	<b>0.00</b>		<b>0.00</b>		<b>0.00</b>		<b>0.00</b>	<b>0.00</b>	<b>0.00</b>
<b>NET CHANGE IN FUND BALANCE</b>	<b>0.00</b>	<b>0.00</b>		<b>46.60</b>		<b>-95,156.20</b>		<b>0.00</b>	<b>-99,000.00</b>	<b>-3,843.80</b>



FUND DEPT 2610-026 : WORKING CASH FUND - COUNTY TREASURER

8/11/2023 2:53:50 PM

PERIOD ENDING 7/31/2023

	ACTUAL LAST YEAR			ACTUAL THIS YEAR				ENCUMBRANCE	BUDGET	UNENCUMBERED BALANCE
	CURRENT MONTH	YEAR TO DATE	%	CURRENT MONTH	%	YEAR TO DATE	%			
<b>REVENUES</b>										
4008 INVESTMENT EARNINGS	414.98	1,048.52	15	-597.64	-9	4,158.39	59	0.00	7,000.00	2,841.61
<b>TOTAL REVENUES</b>	<b>414.98</b>	<b>1,048.52</b>	<b>15</b>	<b>-597.64</b>	<b>-9</b>	<b>4,158.39</b>	<b>59</b>	<b>0.00</b>	<b>7,000.00</b>	<b>2,841.61</b>
<b>OTHER FINANCING SOURCES (USES)</b>										
7001 OTHER FINANCING USES	0.00	0.00	0	0.00	0	0.00	0	0.00	-7,000.00	-7,000.00
<b>TOTAL OTHER FINANCING SOURCES (USES)</b>	<b>0.00</b>	<b>0.00</b>		<b>0.00</b>		<b>0.00</b>		<b>0.00</b>	<b>-7,000.00</b>	<b>-7,000.00</b>
<b>NET CHANGE IN FUND BALANCE</b>	<b>414.98</b>	<b>1,048.52</b>		<b>-597.64</b>		<b>4,158.39</b>		<b>0.00</b>	<b>0.00</b>	<b>-4,158.39</b>





**FUND DEPT 2611-022 : COUNTY CLK SURCHARGE FUND - COUNTY CLERK**

8/11/2023 2:53:50 PM

**PERIOD ENDING 7/31/2023**

	ACTUAL LAST YEAR			ACTUAL THIS YEAR				ENCUMBRANCE	BUDGET	UNENCUMBERED BALANCE
	CURRENT MONTH	YEAR TO DATE	%	CURRENT MONTH	%	YEAR TO DATE	%			
<b>REVENUES</b>										
4007 CHARGES FOR SERVICES	1,102.00	5,808.00	48	0.00	0	0.00	0	0.00	0.00	0.00
<b>TOTAL REVENUES</b>	<b>1,102.00</b>	<b>5,808.00</b>	<b>48</b>	<b>0.00</b>	<b>0</b>	<b>0.00</b>	<b>0</b>	<b>0.00</b>	<b>0.00</b>	<b>0.00</b>
<b>EXPENDITURES</b>										
5020 SERVICES	2,114.00	5,808.00	48	0.00	0	0.00	0	0.00	0.00	0.00
<b>TOTAL EXPENDITURES</b>	<b>2,114.00</b>	<b>5,808.00</b>	<b>48</b>	<b>0.00</b>	<b>0</b>	<b>0.00</b>	<b>0</b>	<b>0.00</b>	<b>0.00</b>	<b>0.00</b>
<b>NET CHANGE IN FUND BALANCE</b>	<b>-1,012.00</b>	<b>0.00</b>		<b>0.00</b>		<b>0.00</b>		<b>0.00</b>	<b>0.00</b>	<b>0.00</b>



**FUND DEPT 2612-040 : SHERIFF DRUG FORFEITURES - SHERIFF**

8/11/2023 2:53:50 PM

**PERIOD ENDING 7/31/2023**

	ACTUAL LAST YEAR			ACTUAL THIS YEAR				ENCUMBRANCE	BUDGET	UNENCUMBERED BALANCE
	CURRENT MONTH	YEAR TO DATE	%	CURRENT MONTH	%	YEAR TO DATE	%			
<b>REVENUES</b>										
4005 FINES AND FORFEITURES	0.00	896.36	9	0.00	0	1,986.86	20	0.00	10,000.00	8,013.14
4008 INVESTMENT EARNINGS	131.22	332.74	665	-173.59	-174	1,226.44	122 6	0.00	100.00	-1,126.44
<b>TOTAL REVENUES</b>	<b>131.22</b>	<b>1,229.10</b>	<b>12</b>	<b>-173.59</b>	<b>-2</b>	<b>3,213.30</b>	<b>32</b>	<b>0.00</b>	<b>10,100.00</b>	<b>6,886.70</b>
<b>EXPENDITURES</b>										
5010 COMMODITIES	512.39	3,018.82	38	700.31	10	3,944.46	57	0.00	6,900.00	2,955.54
5020 SERVICES	89.40	715.65	4	968.30	7	2,852.85	20	0.00	14,200.00	11,347.15
<b>TOTAL EXPENDITURES</b>	<b>601.79</b>	<b>3,734.47</b>	<b>14</b>	<b>1,668.61</b>	<b>8</b>	<b>6,797.31</b>	<b>32</b>	<b>0.00</b>	<b>21,100.00</b>	<b>14,302.69</b>
<b>OTHER FINANCING SOURCES (USES)</b>										
<b>TOTAL OTHER FINANCING SOURCES (USES)</b>	<b>0.00</b>	<b>0.00</b>		<b>0.00</b>		<b>0.00</b>		<b>0.00</b>	<b>0.00</b>	<b>0.00</b>
<b>NET CHANGE IN FUND BALANCE</b>	<b>-470.57</b>	<b>-2,505.37</b>		<b>-1,842.20</b>		<b>-3,584.01</b>		<b>0.00</b>	<b>-11,000.00</b>	<b>-7,415.99</b>



FUND DEPT 2613-030 : COURT'S AUTOMATION FUND - CIRCUIT CLERK

8/11/2023 2:53:50 PM

PERIOD ENDING 7/31/2023

	ACTUAL LAST YEAR			ACTUAL THIS YEAR				ENCUMBRANCE	BUDGET	UNENCUMBERED BALANCE
	CURRENT MONTH	YEAR TO DATE	%	CURRENT MONTH	%	YEAR TO DATE	%			
<b>REVENUES</b>										
4004 INTERGOVERNMENTAL REVENUE	0.00	0.00	0	0.00	0	52,323.42	100	0.00	52,323.42	0.00
4007 CHARGES FOR SERVICES	0.00	86,565.96	38	0.00	0	114,693.54	57	0.00	200,000.00	85,306.46
4008 INVESTMENT EARNINGS	31.67	61.41	0	-147.37	0	693.26	0	0.00	0.00	-693.26
<b>TOTAL REVENUES</b>	<b>31.67</b>	<b>86,627.37</b>	<b>34</b>	<b>-147.37</b>	<b>0</b>	<b>167,710.22</b>	<b>66</b>	<b>0.00</b>	<b>252,323.42</b>	<b>84,613.20</b>
<b>EXPENDITURES</b>										
5010 COMMODITIES	0.00	0.00	0	0.00	0	61,133.60	52	0.00	118,542.42	57,408.82
5020 SERVICES	74,581.93	197,197.69	92	2,260.00	1	136,868.93	60	0.00	226,700.00	89,831.07
8000 CAPITAL OUTLAY	14,203.17	28,514.56	59	0.00	0	0.00	0	0.00	0.00	0.00
<b>TOTAL EXPENDITURES</b>	<b>88,785.10</b>	<b>225,712.25</b>	<b>82</b>	<b>2,260.00</b>	<b>1</b>	<b>198,002.53</b>	<b>57</b>	<b>0.00</b>	<b>345,242.42</b>	<b>147,239.89</b>
<b>OTHER FINANCING SOURCES (USES)</b>										
<b>TOTAL OTHER FINANCING SOURCES (USES)</b>	<b>0.00</b>	<b>0.00</b>		<b>0.00</b>		<b>0.00</b>		<b>0.00</b>	<b>0.00</b>	<b>0.00</b>
<b>NET CHANGE IN FUND BALANCE</b>	<b>-88,753.43</b>	<b>-139,084.88</b>		<b>-2,407.37</b>		<b>-30,292.31</b>		<b>0.00</b>	<b>-92,919.00</b>	<b>-62,626.69</b>



FUND DEPT 2614-023 : RECORDER'S AUTOMATION FND - RECORDER

8/11/2023 2:53:50 PM

PERIOD ENDING 7/31/2023

	ACTUAL LAST YEAR			ACTUAL THIS YEAR				ENCUMBRANCE	BUDGET	UNENCUMBERED BALANCE
	CURRENT MONTH	YEAR TO DATE	%	CURRENT MONTH	%	YEAR TO DATE	%			
<b>REVENUES</b>										
4007 CHARGES FOR SERVICES	38,545.21	92,755.71	52	18,464.55	10	97,574.16	54	0.00	180,000.00	82,425.84
4008 INVESTMENT EARNINGS	523.60	1,292.93	26	-876.59	-88	6,040.50	604	0.00	1,000.00	-5,040.50
<b>TOTAL REVENUES</b>	<b>39,068.81</b>	<b>94,048.64</b>	<b>51</b>	<b>17,587.96</b>	<b>10</b>	<b>103,614.66</b>	<b>57</b>	<b>0.00</b>	<b>181,000.00</b>	<b>77,385.34</b>
<b>EXPENDITURES</b>										
5001 SALARIES AND WAGES	1,470.98	7,827.72	31	1,054.08	4	8,432.64	31	0.00	27,128.00	18,695.36
5003 FRINGE BENEFITS	195.30	1,140.71	30	184.08	9	972.69	46	0.00	2,103.00	1,130.31
5010 COMMODITIES	0.00	65,236.93	373	0.00	0	7,145.71	41	0.00	17,422.00	10,276.29
5020 SERVICES	3,549.44	35,997.30	51	5,708.69	4	90,928.84	57	0.00	160,538.00	69,609.16
8000 CAPITAL OUTLAY	0.00	0.00	0	0.00	0	0.00	0	0.00	2,840.00	2,840.00
<b>TOTAL EXPENDITURES</b>	<b>5,215.72</b>	<b>110,202.66</b>	<b>62</b>	<b>6,946.85</b>	<b>3</b>	<b>107,479.88</b>	<b>51</b>	<b>0.00</b>	<b>210,031.00</b>	<b>102,551.12</b>
<b>NET CHANGE IN FUND BALANCE</b>	<b>33,853.09</b>	<b>-16,154.02</b>		<b>10,641.11</b>		<b>-3,865.22</b>		<b>0.00</b>	<b>-29,031.00</b>	<b>-25,165.78</b>



FUND DEPT 2615-036 : PUBLIC DEFENDER AUTOMATN - PUBLIC DEFENDER

8/11/2023 2:53:50 PM

PERIOD ENDING 7/31/2023

	ACTUAL LAST YEAR			ACTUAL THIS YEAR				ENCUMBRANCE	BUDGET	UNENCUMBERED BALANCE
	CURRENT MONTH	YEAR TO DATE	%	CURRENT MONTH	%	YEAR TO DATE	%			
<b>REVENUES</b>										
4007 CHARGES FOR SERVICES	0.00	210.00	32	0.00	0	2,221.00	342	0.00	650.00	-1,571.00
<b>TOTAL REVENUES</b>	<b>0.00</b>	<b>210.00</b>	<b>32</b>	<b>0.00</b>	<b>0</b>	<b>2,221.00</b>	<b>342</b>	<b>0.00</b>	<b>650.00</b>	<b>-1,571.00</b>
<b>EXPENDITURES</b>										
5010 COMMODITIES	0.00	0.00	0	0.00	0	0.00	0	0.00	650.00	650.00
<b>TOTAL EXPENDITURES</b>	<b>0.00</b>	<b>0.00</b>	<b>0</b>	<b>0.00</b>	<b>0</b>	<b>0.00</b>	<b>0</b>	<b>0.00</b>	<b>650.00</b>	<b>650.00</b>
<b>NET CHANGE IN FUND BALANCE</b>	<b>0.00</b>	<b>210.00</b>		<b>0.00</b>		<b>2,221.00</b>		<b>0.00</b>	<b>0.00</b>	<b>-2,221.00</b>




FUND DEPT 2617-030 : CHILD SUPPORT SERV FUND - CIRCUIT CLERK

8/11/2023 2:53:50 PM

PERIOD ENDING 7/31/2023

	ACTUAL LAST YEAR			ACTUAL THIS YEAR				ENCUMBRANCE	BUDGET	UNENCUMBERED BALANCE
	CURRENT MONTH	YEAR TO DATE	%	CURRENT MONTH	%	YEAR TO DATE	%			
<b>REVENUES</b>										
4007 CHARGES FOR SERVICES	0.00	430.00	2	0.00	0	324.00	3	0.00	10,000.00	9,676.00
4008 INVESTMENT EARNINGS	57.28	145.22	0	-71.54	0	498.57	0	0.00	0.00	-498.57
<b>TOTAL REVENUES</b>	<b>57.28</b>	<b>575.22</b>	<b>3</b>	<b>-71.54</b>	<b>-1</b>	<b>822.57</b>	<b>8</b>	<b>0.00</b>	<b>10,000.00</b>	<b>9,177.43</b>
<b>EXPENDITURES</b>										
5020 SERVICES	2,500.00	5,000.00	37	0.00	0	2,500.00	25	0.00	10,000.00	7,500.00
<b>TOTAL EXPENDITURES</b>	<b>2,500.00</b>	<b>5,000.00</b>	<b>28</b>	<b>0.00</b>	<b>0</b>	<b>2,500.00</b>	<b>25</b>	<b>0.00</b>	<b>10,000.00</b>	<b>7,500.00</b>
<b>OTHER FINANCING SOURCES (USES)</b>										
<b>TOTAL OTHER FINANCING SOURCES (USES)</b>	<b>0.00</b>	<b>0.00</b>		<b>0.00</b>		<b>0.00</b>		<b>0.00</b>	<b>0.00</b>	<b>0.00</b>
<b>NET CHANGE IN FUND BALANCE</b>	<b>-2,442.72</b>	<b>-4,424.78</b>		<b>-71.54</b>		<b>-1,677.43</b>		<b>0.00</b>	<b>0.00</b>	<b>1,677.43</b>




**FUND DEPT 2618-051 : PROBATION SERVICES FUND - JUVENILE DETENTION CENTER**

8/11/2023 2:53:50 PM

**PERIOD ENDING 7/31/2023**

	ACTUAL LAST YEAR			ACTUAL THIS YEAR				ENCUMBRANCE	BUDGET	UNENCUMBERED BALANCE
	CURRENT MONTH	YEAR TO DATE	%	CURRENT MONTH	%	YEAR TO DATE	%			
<b>REVENUES</b>										
4007 CHARGES FOR SERVICES	0.00	13,455.80	30	0.00	0	16,125.95	46	0.00	35,000.00	18,874.05
<b>TOTAL REVENUES</b>	<b>0.00</b>	<b>13,455.80</b>	<b>30</b>	<b>0.00</b>	<b>0</b>	<b>16,125.95</b>	<b>46</b>	<b>0.00</b>	<b>35,000.00</b>	<b>18,874.05</b>
<b>EXPENDITURES</b>										
5020 SERVICES	0.00	0.00	0	0.00	0	0.00	0	0.00	9,000.00	9,000.00
8000 CAPITAL OUTLAY	0.00	0.00	0	0.00	0	40,970.00	89	0.00	46,000.00	5,030.00
<b>TOTAL EXPENDITURES</b>	<b>0.00</b>	<b>0.00</b>	<b>0</b>	<b>0.00</b>	<b>0</b>	<b>40,970.00</b>	<b>74</b>	<b>0.00</b>	<b>55,000.00</b>	<b>14,030.00</b>
<b>OTHER FINANCING SOURCES (USES)</b>										
<b>TOTAL OTHER FINANCING SOURCES (USES)</b>	<b>0.00</b>	<b>0.00</b>		<b>0.00</b>		<b>0.00</b>		<b>0.00</b>	<b>0.00</b>	<b>0.00</b>
<b>NET CHANGE IN FUND BALANCE</b>	<b>0.00</b>	<b>13,455.80</b>		<b>0.00</b>		<b>-24,844.05</b>		<b>0.00</b>	<b>-20,000.00</b>	<b>4,844.05</b>



FUND DEPT 2618-052 : PROBATION SERVICES FUND - COURT SERVICES -PROBATION

8/11/2023 2:53:50 PM

PERIOD ENDING 7/31/2023

	ACTUAL LAST YEAR			ACTUAL THIS YEAR				ENCUMBRANCE	BUDGET	UNENCUMBERED BALANCE
	CURRENT MONTH	YEAR TO DATE	%	CURRENT MONTH	%	YEAR TO DATE	%			
<b>REVENUES</b>										
4007 CHARGES FOR SERVICES	0.00	129,702.32	35	0.00	0	119,181.82	37	0.00	325,000.00	205,818.18
4008 INVESTMENT EARNINGS	2,049.42	5,108.85	681	-3,225.38	-72	22,184.57	493	0.00	4,500.00	-17,684.57
4009 MISCELLANEOUS REVENUES	300.00	300.00	3	3,175.00	635	3,325.00	665	0.00	500.00	-2,825.00
<b>TOTAL REVENUES</b>	<b>2,349.42</b>	<b>135,111.17</b>	<b>35</b>	<b>-50.38</b>	<b>0</b>	<b>144,691.39</b>	<b>44</b>	<b>0.00</b>	<b>330,000.00</b>	<b>185,308.61</b>
<b>EXPENDITURES</b>										
5010 COMMODITIES	6,574.75	21,662.29	26	3,219.65	4	16,861.96	22	0.00	78,250.00	61,388.04
5020 SERVICES	9,965.12	50,973.86	17	11,552.22	4	67,032.53	23	0.00	294,250.00	227,217.47
8000 CAPITAL OUTLAY	0.00	0.00	0	0.00	0	0.00	0	0.00	36,500.00	36,500.00
<b>TOTAL EXPENDITURES</b>	<b>16,539.87</b>	<b>72,636.15</b>	<b>18</b>	<b>14,771.87</b>	<b>4</b>	<b>83,894.49</b>	<b>21</b>	<b>0.00</b>	<b>409,000.00</b>	<b>325,105.51</b>
<b>OTHER FINANCING SOURCES (USES)</b>										
7001 OTHER FINANCING USES	0.00	0.00	0	0.00	0	0.00	0	0.00	-10,000.00	-10,000.00
<b>TOTAL OTHER FINANCING SOURCES (USES)</b>	<b>0.00</b>	<b>0.00</b>		<b>0.00</b>		<b>0.00</b>		<b>0.00</b>	<b>-10,000.00</b>	<b>-10,000.00</b>
<b>NET CHANGE IN FUND BALANCE</b>	<b>-14,190.45</b>	<b>62,475.02</b>		<b>-14,822.25</b>		<b>60,796.90</b>		<b>0.00</b>	<b>-89,000.00</b>	<b>-149,796.90</b>





FUND DEPT 2619-026 : TAX SALE AUTOMATION FUND - COUNTY TREASURER

8/11/2023 2:53:50 PM

PERIOD ENDING 7/31/2023

	ACTUAL LAST YEAR			ACTUAL THIS YEAR				ENCUMBRANCE	BUDGET	UNENCUMBERED BALANCE
	CURRENT MONTH	YEAR TO DATE	%	CURRENT MONTH	%	YEAR TO DATE	%			
<b>REVENUES</b>										
4007 CHARGES FOR SERVICES	721.00	6,766.50	34	-486.00	-3	5,552.75	32	0.00	17,200.00	11,647.25
4008 INVESTMENT EARNINGS	13.68	39.30	20	-17.36	-9	151.24	76	0.00	200.00	48.76
<b>TOTAL REVENUES</b>	<b>734.68</b>	<b>6,805.80</b>	<b>34</b>	<b>-503.36</b>	<b>-3</b>	<b>5,703.99</b>	<b>33</b>	<b>0.00</b>	<b>17,400.00</b>	<b>11,696.01</b>
<b>EXPENDITURES</b>										
5001 SALARIES AND WAGES	4,140.00	8,571.00	114	1,832.00	16	7,755.00	67	0.00	11,500.00	3,745.00
5003 FRINGE BENEFITS	328.02	677.83	82	225.95	20	619.32	54	0.00	1,157.00	537.68
5010 COMMODITIES	0.00	0.00	0	0.00	0	0.00	0	0.00	2,000.00	2,000.00
5020 SERVICES	75.00	75.00	4	0.00	0	410.00	16	0.00	2,500.00	2,090.00
<b>TOTAL EXPENDITURES</b>	<b>4,543.02</b>	<b>9,323.83</b>	<b>82</b>	<b>2,057.95</b>	<b>12</b>	<b>8,784.32</b>	<b>51</b>	<b>0.00</b>	<b>17,157.00</b>	<b>8,372.68</b>
<b>NET CHANGE IN FUND BALANCE</b>	<b>-3,808.34</b>	<b>-2,518.03</b>		<b>-2,561.31</b>		<b>-3,080.33</b>		<b>0.00</b>	<b>243.00</b>	<b>3,323.33</b>



FUND DEPT 2621-041 : STS ATTY DRUG FORFEITURES - STATES ATTORNEY

8/11/2023 2:53:50 PM

PERIOD ENDING 7/31/2023

	ACTUAL LAST YEAR			ACTUAL THIS YEAR				ENCUMBRANCE	BUDGET	UNENCUMBERED BALANCE
	CURRENT MONTH	YEAR TO DATE	%	CURRENT MONTH	%	YEAR TO DATE	%			
<b>REVENUES</b>										
4005 FINES AND FORFEITURES	5,431.21	49,415.06	206	406.25	2	12,510.24	52	0.00	24,000.00	11,489.76
4008 INVESTMENT EARNINGS	146.94	373.48	0	-121.09	-161	1,089.07	145 2	0.00	75.00	-1,014.07
<b>TOTAL REVENUES</b>	<b>5,578.15</b>	<b>49,788.54</b>	<b>207</b>	<b>285.16</b>	<b>1</b>	<b>13,599.31</b>	<b>56</b>	<b>0.00</b>	<b>24,075.00</b>	<b>10,475.69</b>
<b>EXPENDITURES</b>										
5010 COMMODITIES	1,515.59	8,920.44	15	7,970.10	14	28,508.07	51	0.00	55,375.00	26,866.93
5020 SERVICES	449.70	16,884.40	36	2,803.52	5	15,408.40	30	0.00	51,800.00	36,391.60
<b>TOTAL EXPENDITURES</b>	<b>1,965.29</b>	<b>25,804.84</b>	<b>25</b>	<b>10,773.62</b>	<b>10</b>	<b>43,916.47</b>	<b>41</b>	<b>0.00</b>	<b>107,175.00</b>	<b>63,258.53</b>
<b>OTHER FINANCING SOURCES (USES)</b>										
<b>TOTAL OTHER FINANCING SOURCES (USES)</b>	<b>0.00</b>	<b>0.00</b>		<b>0.00</b>		<b>0.00</b>		<b>0.00</b>	<b>0.00</b>	<b>0.00</b>
<b>NET CHANGE IN FUND BALANCE</b>	<b>3,612.86</b>	<b>23,983.70</b>		<b>-10,488.46</b>		<b>-30,317.16</b>		<b>0.00</b>	<b>-83,100.00</b>	<b>-52,782.84</b>



FUND DEPT 2627-026 : PROPERTY TAX INT FEE FUND - COUNTY TREASURER

8/11/2023 2:53:50 PM

PERIOD ENDING 7/31/2023

	ACTUAL LAST YEAR			ACTUAL THIS YEAR				ENCUMBRANCE	BUDGET	UNENCUMBERED BALANCE
	CURRENT MONTH	YEAR TO DATE	%	CURRENT MONTH	%	YEAR TO DATE	%			
<b>REVENUES</b>										
4007 CHARGES FOR SERVICES	0.00	240.00	0	0.00	0	480.00	1	0.00	55,000.00	54,520.00
4008 INVESTMENT EARNINGS	25.13	58.63	3	-1.19	0	142.68	7	0.00	2,000.00	1,857.32
<b>TOTAL REVENUES</b>	<b>25.13</b>	<b>298.63</b>	<b>1</b>	<b>-1.19</b>	<b>0</b>	<b>622.68</b>	<b>1</b>	<b>0.00</b>	<b>57,000.00</b>	<b>56,377.32</b>
<b>OTHER FINANCING SOURCES (USES)</b>										
7001 OTHER FINANCING USES	0.00	0.00	0	0.00	0	0.00	0	0.00	-57,000.00	-57,000.00
<b>TOTAL OTHER FINANCING SOURCES (USES)</b>	<b>0.00</b>	<b>0.00</b>		<b>0.00</b>		<b>0.00</b>		<b>0.00</b>	<b>-57,000.00</b>	<b>-57,000.00</b>
<b>NET CHANGE IN FUND BALANCE</b>	<b>25.13</b>	<b>298.63</b>		<b>-1.19</b>		<b>622.68</b>		<b>0.00</b>	<b>0.00</b>	<b>-622.68</b>



FUND DEPT 2628-022 : ELECTN ASSIST/ACCESSIBLTY - COUNTY CLERK

8/11/2023 2:53:50 PM

PERIOD ENDING 7/31/2023

	ACTUAL LAST YEAR			ACTUAL THIS YEAR				ENCUMBRANCE	BUDGET	UNENCUMBERED BALANCE
	CURRENT MONTH	YEAR TO DATE	%	CURRENT MONTH	%	YEAR TO DATE	%			
<b>REVENUES</b>										
4004 INTERGOVERNMENTAL REVENUE	67,034.30	76,671.55	35	49,146.94	21	49,146.94	21	0.00	230,607.00	181,460.06
<b>TOTAL REVENUES</b>	<b>67,034.30</b>	<b>76,671.55</b>	<b>35</b>	<b>49,146.94</b>	<b>21</b>	<b>49,146.94</b>	<b>21</b>	<b>0.00</b>	<b>230,607.00</b>	<b>181,460.06</b>
<b>EXPENDITURES</b>										
5001 SALARIES AND WAGES	4,366.13	11,108.17	32	455.00	1	7,576.25	11	0.00	70,000.00	62,423.75
5003 FRINGE BENEFITS	343.39	909.69	32	49.53	1	630.27	9	0.00	7,035.00	6,404.73
5010 COMMODITIES	2,268.95	67,679.19	66	0.00	0	0.00	0	0.00	17,288.00	17,288.00
5020 SERVICES	6,565.14	14,954.38	18	1,452.56	1	125,952.05	92	0.00	136,284.00	10,331.95
<b>TOTAL EXPENDITURES</b>	<b>13,543.61</b>	<b>94,651.43</b>	<b>43</b>	<b>1,957.09</b>	<b>1</b>	<b>134,158.57</b>	<b>58</b>	<b>0.00</b>	<b>230,607.00</b>	<b>96,448.43</b>
<b>OTHER FINANCING SOURCES (USES)</b>										
<b>TOTAL OTHER FINANCING SOURCES (USES)</b>	<b>0.00</b>	<b>0.00</b>		<b>0.00</b>		<b>0.00</b>		<b>0.00</b>	<b>0.00</b>	<b>0.00</b>
<b>NET CHANGE IN FUND BALANCE</b>	<b>53,490.69</b>	<b>-17,979.88</b>		<b>47,189.85</b>		<b>-85,011.63</b>		<b>0.00</b>	<b>0.00</b>	<b>85,011.63</b>



FUND DEPT 2629-010 : COUNTY HISTORICAL FUND - COUNTY BOARD

8/11/2023 2:53:50 PM

PERIOD ENDING 7/31/2023

	ACTUAL LAST YEAR			ACTUAL THIS YEAR				ENCUMBRANCE	BUDGET	UNENCUMBERED BALANCE
	CURRENT MONTH	YEAR TO DATE	%	CURRENT MONTH	%	YEAR TO DATE	%			
<b>REVENUES</b>										
4008 INVESTMENT EARNINGS	9.80	24.77	248	-14.26	-48	99.03	330	0.00	30.00	-69.03
<b>TOTAL REVENUES</b>	<b>9.80</b>	<b>24.77</b>	<b>248</b>	<b>-14.26</b>	<b>-48</b>	<b>99.03</b>	<b>330</b>	<b>0.00</b>	<b>30.00</b>	<b>-69.03</b>
<b>EXPENDITURES</b>										
5020 SERVICES	0.00	0.00	0	0.00	0	0.00	0	0.00	5,000.00	5,000.00
<b>TOTAL EXPENDITURES</b>	<b>0.00</b>	<b>0.00</b>	<b>0</b>	<b>0.00</b>	<b>0</b>	<b>0.00</b>	<b>0</b>	<b>0.00</b>	<b>5,000.00</b>	<b>5,000.00</b>
<b>NET CHANGE IN FUND BALANCE</b>	<b>9.80</b>	<b>24.77</b>		<b>-14.26</b>		<b>99.03</b>		<b>0.00</b>	<b>-4,970.00</b>	<b>-5,069.03</b>



FUND DEPT 2630-030 : CIR CLK OPERATION & ADMIN - CIRCUIT CLERK

8/11/2023 2:53:50 PM

PERIOD ENDING 7/31/2023

	ACTUAL LAST YEAR			ACTUAL THIS YEAR				ENCUMBRANCE	BUDGET	UNENCUMBERED BALANCE
	CURRENT MONTH	YEAR TO DATE	%	CURRENT MONTH	%	YEAR TO DATE	%			
<b>REVENUES</b>										
4004 INTERGOVERNMENTAL REVENUE	0.00	0.00	0	24,000.00	85	28,301.00	100	0.00	28,301.00	0.00
4007 CHARGES FOR SERVICES	0.00	382,019.75	144	-93,635.20	-21	237,276.44	53	0.00	450,000.00	212,723.56
4008 INVESTMENT EARNINGS	344.08	618.66	0	-360.23	0	4,233.08	0	0.00	0.00	-4,233.08
<b>TOTAL REVENUES</b>	<b>344.08</b>	<b>382,638.41</b>	<b>144</b>	<b>-69,995.43</b>	<b>-15</b>	<b>269,810.52</b>	<b>56</b>	<b>0.00</b>	<b>478,301.00</b>	<b>208,490.48</b>
<b>EXPENDITURES</b>										
5001 SALARIES AND WAGES	28,619.17	75,935.92	71	0.00	0	0.00	0	0.00	79,997.00	79,997.00
5003 FRINGE BENEFITS	4,546.14	15,155.02	58	0.00	0	0.00	0	0.00	21,125.00	21,125.00
5010 COMMODITIES	3,786.78	32,371.82	40	6,010.52	7	10,992.63	13	0.00	87,501.00	76,508.37
5020 SERVICES	2,700.00	43,257.96	57	6,020.92	3	42,925.64	22	0.00	193,482.00	150,556.36
<b>TOTAL EXPENDITURES</b>	<b>39,652.09</b>	<b>166,720.72</b>	<b>58</b>	<b>12,031.44</b>	<b>3</b>	<b>53,918.27</b>	<b>14</b>	<b>0.00</b>	<b>382,105.00</b>	<b>328,186.73</b>
<b>OTHER FINANCING SOURCES (USES)</b>										
<b>TOTAL OTHER FINANCING SOURCES (USES)</b>	<b>0.00</b>	<b>0.00</b>		<b>0.00</b>		<b>0.00</b>		<b>0.00</b>	<b>0.00</b>	<b>0.00</b>
<b>NET CHANGE IN FUND BALANCE</b>	<b>-39,308.01</b>	<b>215,917.69</b>		<b>-82,026.87</b>		<b>215,892.25</b>		<b>0.00</b>	<b>96,196.00</b>	<b>-119,696.25</b>



FUND DEPT 2632-030 : CIR CLK ELCTRNC CITATIONS - CIRCUIT CLERK

8/11/2023 2:53:50 PM

PERIOD ENDING 7/31/2023

	ACTUAL LAST YEAR			ACTUAL THIS YEAR				ENCUMBRANCE	BUDGET	UNENCUMBERED BALANCE
	CURRENT MONTH	YEAR TO DATE	%	CURRENT MONTH	%	YEAR TO DATE	%			
<b>REVENUES</b>										
4007 CHARGES FOR SERVICES	0.00	18,329.46	33	0.00	0	26,012.72	58	0.00	45,000.00	18,987.28
4008 INVESTMENT EARNINGS	260.42	644.30	0	-477.18	0	3,067.24	0	0.00	0.00	-3,067.24
<b>TOTAL REVENUES</b>	<b>260.42</b>	<b>18,973.76</b>	<b>35</b>	<b>-477.18</b>	<b>-1</b>	<b>29,079.96</b>	<b>65</b>	<b>0.00</b>	<b>45,000.00</b>	<b>15,920.04</b>
<b>EXPENDITURES</b>										
5020 SERVICES	0.00	0.00	0	0.00	0	0.00	0	0.00	225,000.00	225,000.00
<b>TOTAL EXPENDITURES</b>	<b>0.00</b>	<b>0.00</b>	<b>0</b>	<b>0.00</b>	<b>0</b>	<b>0.00</b>	<b>0</b>	<b>0.00</b>	<b>225,000.00</b>	<b>225,000.00</b>
<b>NET CHANGE IN FUND BALANCE</b>	<b>260.42</b>	<b>18,973.76</b>		<b>-477.18</b>		<b>29,079.96</b>		<b>0.00</b>	<b>-180,000.00</b>	<b>-209,079.96</b>



FUND DEPT 2633-041 : STS ATTY RECORDS AUTOMATN - STATES ATTORNEY

8/11/2023 2:53:50 PM

PERIOD ENDING 7/31/2023

	ACTUAL LAST YEAR			ACTUAL THIS YEAR				ENCUMBRANCE	BUDGET	UNENCUMBERED BALANCE
	CURRENT MONTH	YEAR TO DATE	%	CURRENT MONTH	%	YEAR TO DATE	%			
<b>REVENUES</b>										
4007 CHARGES FOR SERVICES	0.00	1,718.82	34	0.00	0	1,827.03	37	0.00	5,000.00	3,172.97
4008 INVESTMENT EARNINGS	10.39	24.84	83	-15.16	-101	87.73	585	0.00	15.00	-72.73
<b>TOTAL REVENUES</b>	<b>10.39</b>	<b>1,743.66</b>	<b>35</b>	<b>-15.16</b>	<b>0</b>	<b>1,914.76</b>	<b>38</b>	<b>0.00</b>	<b>5,015.00</b>	<b>3,100.24</b>
<b>EXPENDITURES</b>										
5020 SERVICES	0.00	0.00	0	0.00	0	0.00	0	0.00	5,000.00	5,000.00
<b>TOTAL EXPENDITURES</b>	<b>0.00</b>	<b>0.00</b>	<b>0</b>	<b>0.00</b>	<b>0</b>	<b>0.00</b>	<b>0</b>	<b>0.00</b>	<b>5,000.00</b>	<b>5,000.00</b>
<b>NET CHANGE IN FUND BALANCE</b>	<b>10.39</b>	<b>1,743.66</b>		<b>-15.16</b>		<b>1,914.76</b>		<b>0.00</b>	<b>15.00</b>	<b>-1,899.76</b>





**FUND DEPT 2635-040 : CANNABIS REGULATION FUND - SHERIFF**

8/11/2023 2:53:50 PM

**PERIOD ENDING 7/31/2023**

	ACTUAL LAST YEAR			ACTUAL THIS YEAR				ENCUMBRANCE	BUDGET	UNENCUMBERED BALANCE
	CURRENT MONTH	YEAR TO DATE	%	CURRENT MONTH	%	YEAR TO DATE	%			
<b>REVENUES</b>										
4004 INTERGOVERNMENTAL REVENUE	11,792.69	20,831.76	43	7,507.73	16	19,136.52	40	0.00	48,000.00	28,863.48
4008 INVESTMENT EARNINGS	71.73	157.12	0	-172.83	-173	1,128.07	1128	0.00	100.00	-1,028.07
<b>TOTAL REVENUES</b>	<b>11,864.42</b>	<b>20,988.88</b>	<b>44</b>	<b>7,334.90</b>	<b>15</b>	<b>20,264.59</b>	<b>42</b>	<b>0.00</b>	<b>48,100.00</b>	<b>27,835.41</b>
<b>EXPENDITURES</b>										
5010 COMMODITIES	0.00	0.00	0	1,875.00	8	9,525.00	38	0.00	25,000.00	15,475.00
5020 SERVICES	0.00	0.00	0	0.00	0	0.00	0	0.00	23,000.00	23,000.00
<b>TOTAL EXPENDITURES</b>	<b>0.00</b>	<b>0.00</b>	<b>0</b>	<b>1,875.00</b>	<b>4</b>	<b>9,525.00</b>	<b>20</b>	<b>0.00</b>	<b>48,000.00</b>	<b>38,475.00</b>
<b>NET CHANGE IN FUND BALANCE</b>	<b>11,864.42</b>	<b>20,988.88</b>		<b>5,459.90</b>		<b>10,739.59</b>		<b>0.00</b>	<b>100.00</b>	<b>-10,639.59</b>



**FUND DEPT 2638-042 : CORONER STATUTORY FEES - CORONER**

8/11/2023 2:53:50 PM

**PERIOD ENDING 7/31/2023**

	ACTUAL LAST YEAR			ACTUAL THIS YEAR				ENCUMBRANCE	BUDGET	UNENCUMBERED BALANCE
	CURRENT MONTH	YEAR TO DATE	%	CURRENT MONTH	%	YEAR TO DATE	%			
<b>REVENUES</b>										
4007 CHARGES FOR SERVICES	5,496.25	38,287.19	62	5,735.45	9	34,270.00	52	0.00	66,000.00	31,730.00
<b>TOTAL REVENUES</b>	<b>5,496.25</b>	<b>38,287.19</b>	<b>62</b>	<b>5,735.45</b>	<b>9</b>	<b>34,270.00</b>	<b>52</b>	<b>0.00</b>	<b>66,000.00</b>	<b>31,730.00</b>
<b>EXPENDITURES</b>										
5010 COMMODITIES	1,640.07	6,698.18	31	970.50	4	10,265.56	40	0.00	25,570.00	15,304.44
5020 SERVICES	1,289.44	7,683.94	52	1,231.66	8	8,390.23	53	0.00	15,710.00	7,319.77
8000 CAPITAL OUTLAY	0.00	0.00	0	0.00	0	0.00	0	0.00	45,000.00	45,000.00
<b>TOTAL EXPENDITURES</b>	<b>2,929.51</b>	<b>14,382.12</b>	<b>40</b>	<b>2,202.16</b>	<b>3</b>	<b>18,655.79</b>	<b>22</b>	<b>0.00</b>	<b>86,280.00</b>	<b>67,624.21</b>
<b>NET CHANGE IN FUND BALANCE</b>	<b>2,566.74</b>	<b>23,905.07</b>		<b>3,533.29</b>		<b>15,614.21</b>		<b>0.00</b>	<b>-20,280.00</b>	<b>-35,894.21</b>




**FUND DEPT 2638-140 : CORONER STATUTORY FEES - CORRECTIONAL CENTER**

8/11/2023 2:53:50 PM

**PERIOD ENDING 7/31/2023**

	ACTUAL LAST YEAR			ACTUAL THIS YEAR				ENCUMBRANCE	BUDGET	UNENCUMBERED BALANCE
	CURRENT MONTH	YEAR TO DATE	%	CURRENT MONTH	%	YEAR TO DATE	%			
<b>EXPENDITURES</b>										
<b>TOTAL EXPENDITURES</b>	0.00	0.00	0	0.00	0	0.00	0	0.00	0.00	0.00
<b>NET CHANGE IN FUND BALANCE</b>	0.00	0.00		0.00		0.00		0.00	0.00	0.00



**FUND DEPT 2658-140 : JAIL COMMISSARY - CORRECTIONAL CENTER**

8/11/2023 2:53:50 PM

**PERIOD ENDING 7/31/2023**

	ACTUAL LAST YEAR			ACTUAL THIS YEAR				ENCUMBRANCE	BUDGET	UNENCUMBERED BALANCE
	CURRENT MONTH	YEAR TO DATE	%	CURRENT MONTH	%	YEAR TO DATE	%			
<b>REVENUES</b>										
4008 INVESTMENT EARNINGS	617.68	1,524.22	152	-1,053.16	-81	7,066.49	544	0.00	1,300.00	-5,766.49
4009 MISCELLANEOUS REVENUES	4,396.86	58,733.55	58	2,685.22	2	41,040.11	37	0.00	110,000.00	68,959.89
<b>TOTAL REVENUES</b>	<b>5,014.54</b>	<b>60,257.77</b>	<b>59</b>	<b>1,632.06</b>	<b>1</b>	<b>48,106.60</b>	<b>43</b>	<b>0.00</b>	<b>111,300.00</b>	<b>63,193.40</b>
<b>EXPENDITURES</b>										
5010 COMMODITIES	0.00	867.75	2	874.98	5	4,133.98	24	0.00	17,000.00	12,866.02
5020 SERVICES	841.47	18,234.55	9	4,544.50	15	8,544.75	28	0.00	30,660.00	22,115.25
8000 CAPITAL OUTLAY	0.00	0.00	0	0.00	0	0.00	0	0.00	45,000.00	45,000.00
<b>TOTAL EXPENDITURES</b>	<b>841.47</b>	<b>19,102.30</b>	<b>6</b>	<b>5,419.48</b>	<b>6</b>	<b>12,678.73</b>	<b>14</b>	<b>0.00</b>	<b>92,660.00</b>	<b>79,981.27</b>
<b>NET CHANGE IN FUND BALANCE</b>	<b>4,173.07</b>	<b>41,155.47</b>		<b>-3,787.42</b>		<b>35,427.87</b>		<b>0.00</b>	<b>18,640.00</b>	<b>-16,787.87</b>



**FUND DEPT 2659-140 : COUNTY JAIL MEDICAL COSTS - CORRECTIONAL CENTER**

8/11/2023 2:53:50 PM

**PERIOD ENDING 7/31/2023**

	ACTUAL LAST YEAR			ACTUAL THIS YEAR				ENCUMBRANCE	BUDGET	UNENCUMBERED BALANCE
	CURRENT MONTH	YEAR TO DATE	%	CURRENT MONTH	%	YEAR TO DATE	%			
<b>REVENUES</b>										
4007 CHARGES FOR SERVICES	0.00	2,771.77	12	0.00	0	2,349.54	12	0.00	20,000.00	17,650.46
4008 INVESTMENT EARNINGS	5.82	14.15	14	-8.86	-89	59.35	594	0.00	10.00	-49.35
<b>TOTAL REVENUES</b>	<b>5.82</b>	<b>2,785.92</b>	<b>12</b>	<b>-8.86</b>	<b>0</b>	<b>2,408.89</b>	<b>12</b>	<b>0.00</b>	<b>20,010.00</b>	<b>17,601.11</b>
<b>OTHER FINANCING SOURCES (USES)</b>										
7001 OTHER FINANCING USES	0.00	0.00	0	0.00	0	0.00	0	0.00	-20,010.00	-20,010.00
<b>TOTAL OTHER FINANCING SOURCES (USES)</b>	<b>0.00</b>	<b>0.00</b>		<b>0.00</b>		<b>0.00</b>		<b>0.00</b>	<b>-20,010.00</b>	<b>-20,010.00</b>
<b>NET CHANGE IN FUND BALANCE</b>	<b>5.82</b>	<b>2,785.92</b>		<b>-8.86</b>		<b>2,408.89</b>		<b>0.00</b>	<b>0.00</b>	<b>-2,408.89</b>



FUND DEPT 2670-022 : COUNTY CLK AUTOMATION FND - COUNTY CLERK

8/11/2023 2:53:50 PM

PERIOD ENDING 7/31/2023

	ACTUAL LAST YEAR			ACTUAL THIS YEAR				ENCUMBRANCE	BUDGET	UNENCUMBERED BALANCE
	CURRENT MONTH	YEAR TO DATE	%	CURRENT MONTH	%	YEAR TO DATE	%			
<b>REVENUES</b>										
4007 CHARGES FOR SERVICES	1,736.00	9,530.00	38	1,544.00	6	8,168.00	33	0.00	25,000.00	16,832.00
4008 INVESTMENT EARNINGS	30.86	74.81	37	-54.35	-27	393.54	197	0.00	200.00	-193.54
4009 MISCELLANEOUS REVENUES	662.30	10,794.05	270	0.00	0	1,558.00	12	0.00	12,500.00	10,942.00
<b>TOTAL REVENUES</b>	<b>2,429.16</b>	<b>20,398.86</b>	<b>70</b>	<b>1,489.65</b>	<b>4</b>	<b>10,119.54</b>	<b>27</b>	<b>0.00</b>	<b>37,700.00</b>	<b>27,580.46</b>
<b>EXPENDITURES</b>										
5010 COMMODITIES	617.55	9,984.75	79	0.00	0	0.00	0	0.00	11,500.00	11,500.00
5020 SERVICES	0.00	11,675.62	71	0.00	0	12,462.41	67	0.00	18,700.00	6,237.59
<b>TOTAL EXPENDITURES</b>	<b>617.55</b>	<b>21,660.37</b>	<b>74</b>	<b>0.00</b>	<b>0</b>	<b>12,462.41</b>	<b>41</b>	<b>0.00</b>	<b>30,200.00</b>	<b>17,737.59</b>
<b>NET CHANGE IN FUND BALANCE</b>	<b>1,811.61</b>	<b>-1,261.51</b>		<b>1,489.65</b>		<b>-2,342.87</b>		<b>0.00</b>	<b>7,500.00</b>	<b>9,842.87</b>



**FUND DEPT 2671-030 : COURT DOCUMENT STORAGE FD - CIRCUIT CLERK**

8/11/2023 2:53:50 PM

**PERIOD ENDING 7/31/2023**

	ACTUAL LAST YEAR			ACTUAL THIS YEAR				ENCUMBRANCE	BUDGET	UNENCUMBERED BALANCE
	CURRENT MONTH	YEAR TO DATE	%	CURRENT MONTH	%	YEAR TO DATE	%			
<b>REVENUES</b>										
4004 INTERGOVERNMENTAL REVENUE	0.00	0.00	0	0.00	0	79,981.60	100	0.00	79,981.60	0.00
4007 CHARGES FOR SERVICES	0.00	86,697.62	39	0.00	0	102,003.86	51	0.00	200,000.00	97,996.14
4008 INVESTMENT EARNINGS	29.20	62.01	0	-225.57	0	1,274.99	0	0.00	0.00	-1,274.99
<b>TOTAL REVENUES</b>	<b>29.20</b>	<b>86,759.63</b>	<b>39</b>	<b>-225.57</b>	<b>0</b>	<b>183,260.45</b>	<b>65</b>	<b>0.00</b>	<b>279,981.60</b>	<b>96,721.15</b>
<b>EXPENDITURES</b>										
5001 SALARIES AND WAGES	9,552.89	46,977.31	55	3,874.60	4	34,019.86	39	0.00	87,544.00	53,524.14
5003 FRINGE BENEFITS	2,075.70	11,498.52	33	623.59	2	3,961.71	12	0.00	34,358.00	30,396.29
5010 COMMODITIES	0.00	22,769.38	55	10,188.70	16	43,495.91	67	0.00	64,745.60	21,249.69
5020 SERVICES	6,950.00	14,886.57	27	11,734.84	16	59,259.84	80	0.00	74,069.00	14,809.16
8000 CAPITAL OUTLAY	0.00	0.00	0	0.00	0	36,358.00	85	0.00	42,958.00	6,600.00
<b>TOTAL EXPENDITURES</b>	<b>18,578.59</b>	<b>96,131.78</b>	<b>43</b>	<b>26,421.73</b>	<b>9</b>	<b>177,095.32</b>	<b>58</b>	<b>0.00</b>	<b>303,674.60</b>	<b>126,579.28</b>
<b>OTHER FINANCING SOURCES (USES)</b>										
<b>TOTAL OTHER FINANCING SOURCES (USES)</b>	<b>0.00</b>	<b>0.00</b>		<b>0.00</b>		<b>0.00</b>		<b>0.00</b>	<b>0.00</b>	<b>0.00</b>
<b>NET CHANGE IN FUND BALANCE</b>	<b>-18,549.39</b>	<b>-9,372.15</b>		<b>-26,647.30</b>		<b>6,165.13</b>		<b>0.00</b>	<b>-23,693.00</b>	<b>-29,858.13</b>



**FUND DEPT 2675-041 : VICTIM ADVOCACY GRT-ICJIA - STATES ATTORNEY**

8/11/2023 2:53:50 PM

**PERIOD ENDING 7/31/2023**

	ACTUAL LAST YEAR			ACTUAL THIS YEAR				ENCUMBRANCE	BUDGET	UNENCUMBERED BALANCE
	CURRENT MONTH	YEAR TO DATE	%	CURRENT MONTH	%	YEAR TO DATE	%			
<b>REVENUES</b>										
<b>TOTAL REVENUES</b>	<i>0.00</i>	<i>0.00</i>	<i>0</i>	<i>0.00</i>	<i>0</i>	<i>0.00</i>	<i>0</i>	<i>0.00</i>	<i>0.00</i>	<i>0.00</i>
<b>EXPENDITURES</b>										
<b>TOTAL EXPENDITURES</b>	<i>0.00</i>	<i>0.00</i>	<i>0</i>	<i>0.00</i>	<i>0</i>	<i>0.00</i>	<i>0</i>	<i>0.00</i>	<i>0.00</i>	<i>0.00</i>
<b>OTHER FINANCING SOURCES (USES)</b>										
<b>TOTAL OTHER FINANCING SOURCES (USES)</b>	<i>0.00</i>	<i>0.00</i>		<i>0.00</i>		<i>0.00</i>		<i>0.00</i>	<i>0.00</i>	<i>0.00</i>
<b>NET CHANGE IN FUND BALANCE</b>	<b>0.00</b>	<b>0.00</b>		<b>0.00</b>		<b>0.00</b>		<b>0.00</b>	<b>0.00</b>	<b>0.00</b>





FUND DEPT 2676-011 : SOLID WASTE MANAGEMENT - SOLID WASTE MGMT

8/11/2023 2:53:50 PM

PERIOD ENDING 7/31/2023

	ACTUAL LAST YEAR			ACTUAL THIS YEAR				ENCUMBRANCE	BUDGET	UNENCUMBERED BALANCE
	CURRENT MONTH	YEAR TO DATE	%	CURRENT MONTH	%	YEAR TO DATE	%			
<b>REVENUES</b>										
4004 INTERGOVERNMENTAL REVENUE	0.00	10,039.39	40	6,336.04	21	9,696.04	32	0.00	30,200.00	20,503.96
4006 LICENSES AND PERMITS	0.00	2,485.00	57	0.00	0	1,330.00	30	0.00	4,375.00	3,045.00
4008 INVESTMENT EARNINGS	13.98	33.59	134	-12.28	0	157.41	0	0.00	0.00	-157.41
4009 MISCELLANEOUS REVENUES	0.00	5,110.00	102	0.00	0	0.00	0	0.00	0.00	0.00
<b>TOTAL REVENUES</b>	<b>13.98</b>	<b>17,667.98</b>	<b>51</b>	<b>6,323.76</b>	<b>18</b>	<b>11,183.45</b>	<b>32</b>	<b>0.00</b>	<b>34,575.00</b>	<b>23,391.55</b>
<b>EXPENDITURES</b>										
5010 COMMODITIES	0.00	417.98	52	0.00	0	0.00	0	0.00	839.00	839.00
5020 SERVICES	0.00	19,652.73	50	0.00	0	18,833.01	48	0.00	39,000.00	20,166.99
<b>TOTAL EXPENDITURES</b>	<b>0.00</b>	<b>20,070.71</b>	<b>50</b>	<b>0.00</b>	<b>0</b>	<b>18,833.01</b>	<b>47</b>	<b>0.00</b>	<b>39,839.00</b>	<b>21,005.99</b>
<b>NET CHANGE IN FUND BALANCE</b>	<b>13.98</b>	<b>-2,402.73</b>		<b>6,323.76</b>		<b>-7,649.56</b>		<b>0.00</b>	<b>-5,264.00</b>	<b>2,385.56</b>



FUND DEPT 2679-179 : CHILD ADVOCACY CENTER - CHILD ADVOCACY CENTER

8/11/2023 2:53:50 PM

PERIOD ENDING 7/31/2023

	ACTUAL LAST YEAR			ACTUAL THIS YEAR				ENCUMBRANCE	BUDGET	UNENCUMBERED BALANCE
	CURRENT MONTH	YEAR TO DATE	%	CURRENT MONTH	%	YEAR TO DATE	%			
<b>REVENUES</b>										
4004 INTERGOVERNMENTAL REVENUE	27,127.30	154,341.03	39	13,900.33	4	173,832.99	52	0.00	336,575.00	162,742.01
4008 INVESTMENT EARNINGS	0.00	0.47	0	-24.43	-122	4.86	24	0.00	20.00	15.14
4009 MISCELLANEOUS REVENUES	120.00	5,405.59	83	704.75	10	16,743.96	232	0.00	7,223.00	-9,520.96
<b>TOTAL REVENUES</b>	<b>27,247.30</b>	<b>159,747.09</b>	<b>39</b>	<b>14,580.65</b>	<b>4</b>	<b>190,581.81</b>	<b>55</b>	<b>0.00</b>	<b>343,818.00</b>	<b>153,236.19</b>
<b>EXPENDITURES</b>										
5001 SALARIES AND WAGES	21,523.71	111,401.19	60	13,173.41	8	95,507.21	56	0.00	171,255.00	75,747.79
5003 FRINGE BENEFITS	5,336.67	30,519.27	52	2,009.88	4	27,012.83	52	0.00	51,972.00	24,959.17
5010 COMMODITIES	773.90	14,460.71	38	0.00	0	2,810.35	46	0.00	6,143.95	3,333.60
5020 SERVICES	12,151.94	70,855.45	57	5,664.02	5	53,845.96	48	0.00	111,407.05	57,561.09
<b>TOTAL EXPENDITURES</b>	<b>39,786.22</b>	<b>227,236.62</b>	<b>56</b>	<b>20,847.31</b>	<b>6</b>	<b>179,176.35</b>	<b>53</b>	<b>0.00</b>	<b>340,778.00</b>	<b>161,601.65</b>
<b>NET CHANGE IN FUND BALANCE</b>	<b>-12,538.92</b>	<b>-67,489.53</b>		<b>-6,266.66</b>		<b>11,405.46</b>		<b>0.00</b>	<b>3,040.00</b>	<b>-8,365.46</b>



FUND DEPT 2685-031 : SPECIALTY COURTS FUND - CIRCUIT COURT

8/11/2023 2:53:50 PM

PERIOD ENDING 7/31/2023

	ACTUAL LAST YEAR			ACTUAL THIS YEAR				ENCUMBRANCE	BUDGET	UNENCUMBERED BALANCE
	CURRENT MONTH	YEAR TO DATE	%	CURRENT MONTH	%	YEAR TO DATE	%			
<b>REVENUES</b>										
4004 INTERGOVERNMENTAL REVENUE	0.00	0.00	0	7,938.00	16	22,305.25	45	0.00	49,351.00	27,045.75
4007 CHARGES FOR SERVICES	0.00	5,987.50	22	0.00	0	6,046.50	22	0.00	27,600.00	21,553.50
4008 INVESTMENT EARNINGS	120.11	319.74	320	-196.42	-196	1,406.15	140 6	0.00	100.00	-1,306.15
<b>TOTAL REVENUES</b>	<b>120.11</b>	<b>6,307.24</b>	<b>8</b>	<b>7,741.58</b>	<b>10</b>	<b>29,757.90</b>	<b>39</b>	<b>0.00</b>	<b>77,051.00</b>	<b>47,293.10</b>
<b>EXPENDITURES</b>										
5001 SALARIES AND WAGES	5,501.40	19,505.48	41	3,780.00	7	27,405.00	50	0.00	54,689.00	27,284.00
5003 FRINGE BENEFITS	1,540.53	3,277.42	18	608.42	3	3,159.01	17	0.00	18,395.00	15,235.99
5010 COMMODITIES	0.00	0.00	0	0.00	0	338.53	23	0.00	1,500.00	1,161.47
5020 SERVICES	289.37	3,203.42	25	433.19	4	3,411.74	31	0.00	11,100.00	7,688.26
<b>TOTAL EXPENDITURES</b>	<b>7,331.30</b>	<b>25,986.32</b>	<b>33</b>	<b>4,821.61</b>	<b>6</b>	<b>34,314.28</b>	<b>40</b>	<b>0.00</b>	<b>85,684.00</b>	<b>51,369.72</b>
<b>OTHER FINANCING SOURCES (USES)</b>										
<b>TOTAL OTHER FINANCING SOURCES (USES)</b>	<b>0.00</b>	<b>0.00</b>		<b>0.00</b>		<b>0.00</b>		<b>0.00</b>	<b>0.00</b>	<b>0.00</b>
<b>NET CHANGE IN FUND BALANCE</b>	<b>-7,211.19</b>	<b>-19,679.08</b>		<b>2,919.97</b>		<b>-4,556.38</b>		<b>0.00</b>	<b>-8,633.00</b>	<b>-4,076.62</b>



**FUND DEPT 2685-140 : SPECIALTY COURTS FUND - CORRECTIONAL CENTER**

8/11/2023 2:53:50 PM

**PERIOD ENDING 7/31/2023**

	ACTUAL LAST YEAR			ACTUAL THIS YEAR				ENCUMBRANCE	BUDGET	UNENCUMBERED BALANCE
	CURRENT MONTH	YEAR TO DATE	%	CURRENT MONTH	%	YEAR TO DATE	%			
<b>REVENUES</b>										
<b>TOTAL REVENUES</b>	0.00	0.00	0	0.00	0	0.00	0	0.00	0.00	0.00
<b>NET CHANGE IN FUND BALANCE</b>	0.00	0.00		0.00		0.00		0.00	0.00	0.00



FUND DEPT 2840-016 : ARPA - ADMINISTRATIVE SERVICES

8/11/2023 2:53:50 PM

PERIOD ENDING 7/31/2023

	ACTUAL LAST YEAR			ACTUAL THIS YEAR				ENCUMBRANCE	BUDGET	UNENCUMBERED BALANCE
	CURRENT MONTH	YEAR TO DATE	%	CURRENT MONTH	%	YEAR TO DATE	%			
<b>REVENUES</b>										
4004 INTERGOVERNMENTAL REVENUE	20,364,815.00	20,364,815.00	100	0.00	0	0.00	0	0.00	0.00	0.00
4008 INVESTMENT EARNINGS	3,058.88	12,323.23	10	2,529.42	2	253,885.89	212	0.00	120,000.00	-133,885.89
<b>TOTAL REVENUES</b>	<b>20,367,873.88</b>	<b>20,377,138.23</b>	<b>99</b>	<b>2,529.42</b>	<b>2</b>	<b>253,885.89</b>	<b>212</b>	<b>0.00</b>	<b>120,000.00</b>	<b>-133,885.89</b>
<b>EXPENDITURES</b>										
5001 SALARIES AND WAGES	4,048.00	19,347.75	90	0.00	0	0.00	0	0.00	0.00	0.00
5003 FRINGE BENEFITS	428.18	2,014.45	77	0.00	0	0.00	0	0.00	0.00	0.00
<b>TOTAL EXPENDITURES</b>	<b>4,476.18</b>	<b>21,362.20</b>	<b>88</b>	<b>0.00</b>	<b>0</b>	<b>0.00</b>	<b>0</b>	<b>0.00</b>	<b>0.00</b>	<b>0.00</b>
<b>OTHER FINANCING SOURCES (USES)</b>										
7001 OTHER FINANCING USES	0.00	-16,912.00	1	-11,823.67	0	-47,884.89	1	0.00	-6,456,917.00	-6,409,032.11
<b>TOTAL OTHER FINANCING SOURCES (USES)</b>	<b>0.00</b>	<b>-16,912.00</b>		<b>-11,823.67</b>		<b>-47,884.89</b>		<b>0.00</b>	<b>-6,456,917.00</b>	<b>-6,409,032.11</b>
<b>NET CHANGE IN FUND BALANCE</b>	<b>20,363,397.70</b>	<b>20,338,864.03</b>		<b>-9,294.25</b>		<b>206,001.00</b>		<b>0.00</b>	<b>-6,336,917.00</b>	<b>-6,542,918.00</b>



**FUND DEPT 2840-043 : ARPA - EMERGENCY MGMT AGCY (EMA)**

8/11/2023 2:53:50 PM

**PERIOD ENDING 7/31/2023**

	ACTUAL LAST YEAR			ACTUAL THIS YEAR				ENCUMBRANCE	BUDGET	UNENCUMBERED BALANCE
	CURRENT MONTH	YEAR TO DATE	%	CURRENT MONTH	%	YEAR TO DATE	%			
<b>REVENUES</b>										
<b>TOTAL REVENUES</b>	<i>0.00</i>	<i>0.00</i>	<i>0</i>	<i>0.00</i>	<i>0</i>	<i>0.00</i>	<i>0</i>	<i>0.00</i>	<i>0.00</i>	<i>0.00</i>
<b>EXPENDITURES</b>										
<b>TOTAL EXPENDITURES</b>	<i>0.00</i>	<i>0.00</i>	<i>0</i>	<i>0.00</i>	<i>0</i>	<i>0.00</i>	<i>0</i>	<i>0.00</i>	<i>0.00</i>	<i>0.00</i>
<b>NET CHANGE IN FUND BALANCE</b>	<i>0.00</i>	<i>0.00</i>		<i>0.00</i>		<i>0.00</i>		<i>0.00</i>	<i>0.00</i>	<i>0.00</i>




FUND DEPT 2840-075 : ARPA - GENERAL COUNTY

8/11/2023 2:53:50 PM

PERIOD ENDING 7/31/2023

	ACTUAL LAST YEAR			ACTUAL THIS YEAR				ENCUMBRANCE	BUDGET	UNENCUMBERED BALANCE
	CURRENT MONTH	YEAR TO DATE	%	CURRENT MONTH	%	YEAR TO DATE	%			
<b>EXPENDITURES</b>										
5001 SALARIES AND WAGES	0.00	593,388.00	100	0.00	0	0.00	0	0.00	31,449.00	31,449.00
5003 FRINGE BENEFITS	0.00	165,410.70	100	0.00	0	0.00	0	0.00	3,551.00	3,551.00
5010 COMMODITIES	0.00	58,565.32	45	2,598.35	13	19,445.00	100	0.00	19,464.00	19.00
5020 SERVICES	51,889.30	720,640.96	8	681,231.42	9	1,941,785.04	27	0.00	7,321,913.00	5,380,127.96
8000 CAPITAL OUTLAY	0.00	2,396,895.48	31	30,263.60	0	2,537,794.60	31	536,446.40	8,293,688.00	5,219,447.00
<b>TOTAL EXPENDITURES</b>	<b>51,889.30</b>	<b>3,934,900.46</b>	<b>22</b>	<b>714,093.37</b>	<b>5</b>	<b>4,499,024.64</b>	<b>29</b>	<b>536,446.40</b>	<b>15,670,065.00</b>	<b>10,634,593.96</b>
<b>NET CHANGE IN FUND BALANCE</b>	<b>-51,889.30</b>	<b>-3,934,900.46</b>		<b>-714,093.37</b>		<b>-4,499,024.64</b>		<b>-536,446.40</b>	<b>-15,670,065.00</b>	<b>-10,634,593.96</b>



**FUND DEPT 2932-932 : INDOOR CLIMATE RESOURCES AGENCY - INDOOR CLIMATE RESOURCES AGENCY**

8/11/2023 2:53:50 PM

**PERIOD ENDING 7/31/2023**

	ACTUAL LAST YEAR			ACTUAL THIS YEAR				ENCUMBRANCE	BUDGET	UNENCUMBERED BALANCE
	CURRENT MONTH	YEAR TO DATE	%	CURRENT MONTH	%	YEAR TO DATE	%			
<b>REVENUES</b>										
<b>TOTAL REVENUES</b>	<i>0.00</i>	<i>0.00</i>	<i>0</i>	<i>0.00</i>	<i>0</i>	<i>0.00</i>	<i>0</i>	<i>0.00</i>	<i>0.00</i>	<i>0.00</i>
<b>EXPENDITURES</b>										
<b>TOTAL EXPENDITURES</b>	<i>0.00</i>	<i>0.00</i>	<i>0</i>	<i>0.00</i>	<i>0</i>	<i>0.00</i>	<i>0</i>	<i>0.00</i>	<i>0.00</i>	<i>0.00</i>
<b>NET CHANGE IN FUND BALANCE</b>	<i>0.00</i>	<i>0.00</i>		<i>0.00</i>		<i>0.00</i>		<i>0.00</i>	<i>0.00</i>	<i>0.00</i>





FUND DEPT 3105-010 : CAPITAL ASSET REPLCMT FND - COUNTY BOARD

8/11/2023 2:53:50 PM

PERIOD ENDING 7/31/2023

	ACTUAL LAST YEAR			ACTUAL THIS YEAR				ENCUMBRANCE	BUDGET	UNENCUMBERED BALANCE
	CURRENT MONTH	YEAR TO DATE	%	CURRENT MONTH	%	YEAR TO DATE	%			
<b>REVENUES</b>										
4008 INVESTMENT EARNINGS	7,541.90	30,370.24	759	10,330.83	34	198,669.35	662	0.00	30,000.00	-168,669.35
<b>TOTAL REVENUES</b>	<b>7,541.90</b>	<b>30,370.24</b>	<b>759</b>	<b>10,330.83</b>	<b>34</b>	<b>198,669.35</b>	<b>662</b>	<b>0.00</b>	<b>30,000.00</b>	<b>-168,669.35</b>
<b>EXPENDITURES</b>										
5010 COMMODITIES	0.00	0.00	0	0.00	0	0.00	0	0.00	2,000.00	2,000.00
5020 SERVICES	452,975.47	1,117,438.04	30	147,960.47	11	403,494.81	31	0.00	1,308,000.00	904,505.19
<b>TOTAL EXPENDITURES</b>	<b>452,975.47</b>	<b>1,117,438.04</b>	<b>30</b>	<b>147,960.47</b>	<b>11</b>	<b>403,494.81</b>	<b>31</b>	<b>0.00</b>	<b>1,310,000.00</b>	<b>906,505.19</b>
<b>OTHER FINANCING SOURCES (USES)</b>										
6001 OTHER FINANCING SOURCES	0.00	0.00	0	0.00	0	0.00	0	0.00	200,000.00	200,000.00
<b>TOTAL OTHER FINANCING SOURCES (USES)</b>	<b>0.00</b>	<b>0.00</b>		<b>0.00</b>		<b>0.00</b>		<b>0.00</b>	<b>200,000.00</b>	<b>200,000.00</b>
<b>NET CHANGE IN FUND BALANCE</b>	<b>-445,433.57</b>	<b>-1,087,067.80</b>		<b>-137,629.64</b>		<b>-204,825.46</b>		<b>0.00</b>	<b>-1,080,000.00</b>	<b>-875,174.54</b>



FUND DEPT 3105-016 : CAPITAL ASSET REPLCMT FND - ADMINISTRATIVE SERVICES

8/11/2023 2:53:50 PM

PERIOD ENDING 7/31/2023

	ACTUAL LAST YEAR			ACTUAL THIS YEAR				ENCUMBRANCE	BUDGET	UNENCUMBERED BALANCE
	CURRENT MONTH	YEAR TO DATE	%	CURRENT MONTH	%	YEAR TO DATE	%			
<b>REVENUES</b>										
<b>TOTAL REVENUES</b>	<b>0.00</b>	<b>0.00</b>	<b>0</b>	<b>0.00</b>	<b>0</b>	<b>0.00</b>	<b>0</b>	<b>0.00</b>	<b>0.00</b>	<b>0.00</b>
<b>EXPENDITURES</b>										
5010 COMMODITIES	0.00	0.00	0	0.00	0	0.00	0	0.00	10,057.00	10,057.00
5020 SERVICES	0.00	0.00	0	4,999.00	14	4,999.00	14	0.00	35,000.00	30,001.00
8000 CAPITAL OUTLAY	0.00	0.00	0	0.00	0	0.00	0	0.00	19,909.00	19,909.00
<b>TOTAL EXPENDITURES</b>	<b>0.00</b>	<b>0.00</b>	<b>0</b>	<b>4,999.00</b>	<b>8</b>	<b>4,999.00</b>	<b>8</b>	<b>0.00</b>	<b>64,966.00</b>	<b>59,967.00</b>
<b>OTHER FINANCING SOURCES (USES)</b>										
6001 OTHER FINANCING SOURCES	0.00	0.00	0	0.00	0	0.00	0	0.00	35,384.00	35,384.00
<b>TOTAL OTHER FINANCING SOURCES (USES)</b>	<b>0.00</b>	<b>0.00</b>		<b>0.00</b>		<b>0.00</b>		<b>0.00</b>	<b>35,384.00</b>	<b>35,384.00</b>
<b>NET CHANGE IN FUND BALANCE</b>	<b>0.00</b>	<b>0.00</b>		<b>-4,999.00</b>		<b>-4,999.00</b>		<b>0.00</b>	<b>-29,582.00</b>	<b>-24,583.00</b>



FUND DEPT 3105-020 : CAPITAL ASSET REPLCMT FND - AUDITOR

8/11/2023 2:53:50 PM

PERIOD ENDING 7/31/2023

	ACTUAL LAST YEAR			ACTUAL THIS YEAR				ENCUMBRANCE	BUDGET	UNENCUMBERED BALANCE
	CURRENT MONTH	YEAR TO DATE	%	CURRENT MONTH	%	YEAR TO DATE	%			
<b>EXPENDITURES</b>										
5010 COMMODITIES	0.00	0.00	0	0.00	0	0.00	0	0.00	4,950.00	4,950.00
<b>TOTAL EXPENDITURES</b>	<b>0.00</b>	<b>0.00</b>	<b>0</b>	<b>0.00</b>	<b>0</b>	<b>0.00</b>	<b>0</b>	<b>0.00</b>	<b>4,950.00</b>	<b>4,950.00</b>
<b>OTHER FINANCING SOURCES (USES)</b>										
6001 OTHER FINANCING SOURCES	0.00	0.00	0	0.00	0	0.00	0	0.00	1,257.00	1,257.00
<b>TOTAL OTHER FINANCING SOURCES (USES)</b>	<b>0.00</b>	<b>0.00</b>		<b>0.00</b>		<b>0.00</b>		<b>0.00</b>	<b>1,257.00</b>	<b>1,257.00</b>
<b>NET CHANGE IN FUND BALANCE</b>	<b>0.00</b>	<b>0.00</b>		<b>0.00</b>		<b>0.00</b>		<b>0.00</b>	<b>-3,693.00</b>	<b>-3,693.00</b>



**FUND DEPT 3105-021 : CAPITAL ASSET REPLCMT FND - BOARD OF REVIEW**

8/11/2023 2:53:50 PM

**PERIOD ENDING 7/31/2023**

	ACTUAL LAST YEAR			ACTUAL THIS YEAR				ENCUMBRANCE	BUDGET	UNENCUMBERED BALANCE
	CURRENT MONTH	YEAR TO DATE	%	CURRENT MONTH	%	YEAR TO DATE	%			
<b>EXPENDITURES</b>										
<b>TOTAL EXPENDITURES</b>	0.00	0.00	0	0.00	0	0.00	0	0.00	0.00	0.00
<b>OTHER FINANCING SOURCES (USES)</b>										
<b>TOTAL OTHER FINANCING SOURCES (USES)</b>	0.00	0.00		0.00		0.00		0.00	0.00	0.00
<b>NET CHANGE IN FUND BALANCE</b>	0.00	0.00		0.00		0.00		0.00	0.00	0.00



FUND DEPT 3105-022 : CAPITAL ASSET REPLCMT FND - COUNTY CLERK

8/11/2023 2:53:50 PM

PERIOD ENDING 7/31/2023

	ACTUAL LAST YEAR			ACTUAL THIS YEAR				ENCUMBRANCE	BUDGET	UNENCUMBERED BALANCE
	CURRENT MONTH	YEAR TO DATE	%	CURRENT MONTH	%	YEAR TO DATE	%			
<b>EXPENDITURES</b>										
<i>TOTAL EXPENDITURES</i>	<i>0.00</i>	<i>0.00</i>	<i>0</i>	<i>0.00</i>	<i>0</i>	<i>0.00</i>	<i>0</i>	<i>0.00</i>	<i>0.00</i>	<i>0.00</i>
<b>OTHER FINANCING SOURCES (USES)</b>										
<i>TOTAL OTHER FINANCING SOURCES (USES)</i>	<i>0.00</i>	<i>0.00</i>		<i>0.00</i>		<i>0.00</i>		<i>0.00</i>	<i>0.00</i>	<i>0.00</i>
<b>NET CHANGE IN FUND BALANCE</b>	<b>0.00</b>	<b>0.00</b>		<b>0.00</b>		<b>0.00</b>		<b>0.00</b>	<b>0.00</b>	<b>0.00</b>



FUND DEPT 3105-025 : CAPITAL ASSET REPLCMT FND - SUPERVISOR OF ASSESSMENT

8/11/2023 2:53:50 PM

PERIOD ENDING 7/31/2023

	ACTUAL LAST YEAR			ACTUAL THIS YEAR				ENCUMBRANCE	BUDGET	UNENCUMBERED BALANCE
	CURRENT MONTH	YEAR TO DATE	%	CURRENT MONTH	%	YEAR TO DATE	%			
<b>EXPENDITURES</b>										
5010 COMMODITIES	0.00	0.00	0	0.00	0	0.00	0	0.00	7,869.00	7,869.00
5020 SERVICES	0.00	5,325.18	90	0.00	0	5,852.21	98	0.00	6,000.00	147.79
<b>TOTAL EXPENDITURES</b>	<b>0.00</b>	<b>5,325.18</b>	<b>48</b>	<b>0.00</b>	<b>0</b>	<b>5,852.21</b>	<b>42</b>	<b>0.00</b>	<b>13,869.00</b>	<b>8,016.79</b>
<b>OTHER FINANCING SOURCES (USES)</b>										
6001 OTHER FINANCING SOURCES	0.00	0.00	0	0.00	0	0.00	0	0.00	8,975.00	8,975.00
<b>TOTAL OTHER FINANCING SOURCES (USES)</b>	<b>0.00</b>	<b>0.00</b>		<b>0.00</b>		<b>0.00</b>		<b>0.00</b>	<b>8,975.00</b>	<b>8,975.00</b>
<b>NET CHANGE IN FUND BALANCE</b>	<b>0.00</b>	<b>-5,325.18</b>		<b>0.00</b>		<b>-5,852.21</b>		<b>0.00</b>	<b>-4,894.00</b>	<b>958.21</b>




FUND DEPT 3105-026 : CAPITAL ASSET REPLCMT FND - COUNTY TREASURER

8/11/2023 2:53:50 PM

PERIOD ENDING 7/31/2023

	ACTUAL LAST YEAR			ACTUAL THIS YEAR				ENCUMBRANCE	BUDGET	UNENCUMBERED BALANCE
	CURRENT MONTH	YEAR TO DATE	%	CURRENT MONTH	%	YEAR TO DATE	%			
<b>EXPENDITURES</b>										
5010 COMMODITIES	0.00	0.00	0	0.00	0	0.00	0	0.00	11,900.00	11,900.00
<b>TOTAL EXPENDITURES</b>	<b>0.00</b>	<b>0.00</b>	<b>0</b>	<b>0.00</b>	<b>0</b>	<b>0.00</b>	<b>0</b>	<b>0.00</b>	<b>11,900.00</b>	<b>11,900.00</b>
<b>OTHER FINANCING SOURCES (USES)</b>										
<b>TOTAL OTHER FINANCING SOURCES (USES)</b>	<b>0.00</b>	<b>0.00</b>		<b>0.00</b>		<b>0.00</b>		<b>0.00</b>	<b>0.00</b>	<b>0.00</b>
<b>NET CHANGE IN FUND BALANCE</b>	<b>0.00</b>	<b>0.00</b>		<b>0.00</b>		<b>0.00</b>		<b>0.00</b>	<b>-11,900.00</b>	<b>-11,900.00</b>



FUND DEPT 3105-028 : CAPITAL ASSET REPLCMT FND - INFORMATION TECHNOLOGY (IT)

8/11/2023 2:53:50 PM

PERIOD ENDING 7/31/2023

	ACTUAL LAST YEAR			ACTUAL THIS YEAR				ENCUMBRANCE	BUDGET	UNENCUMBERED BALANCE
	CURRENT MONTH	YEAR TO DATE	%	CURRENT MONTH	%	YEAR TO DATE	%			
<b>REVENUES</b>										
4009 MISCELLANEOUS REVENUES	0.00	0.00	0	0.00	0	35,205.31	0	0.00	0.00	-35,205.31
<b>TOTAL REVENUES</b>	<b>0.00</b>	<b>0.00</b>	<b>0</b>	<b>0.00</b>	<b>0</b>	<b>35,205.31</b>	<b>0</b>	<b>0.00</b>	<b>0.00</b>	<b>-35,205.31</b>
<b>EXPENDITURES</b>										
5010 COMMODITIES	0.00	19,333.99	69	0.00	0	0.00	0	172,905.00	179,262.00	6,357.00
5020 SERVICES	19,107.00	473,341.08	47	26,745.00	3	513,866.26	60	0.00	851,469.00	337,602.74
8000 CAPITAL OUTLAY	0.00	61,260.00	10	0.00	0	0.00	0	0.00	719,948.00	719,948.00
<b>TOTAL EXPENDITURES</b>	<b>19,107.00</b>	<b>553,935.07</b>	<b>33</b>	<b>26,745.00</b>	<b>2</b>	<b>513,866.26</b>	<b>29</b>	<b>172,905.00</b>	<b>1,750,679.00</b>	<b>1,063,907.74</b>
<b>OTHER FINANCING SOURCES (USES)</b>										
6001 OTHER FINANCING SOURCES	0.00	0.00	0	0.00	0	0.00	0	0.00	726,067.00	726,067.00
<b>TOTAL OTHER FINANCING SOURCES (USES)</b>	<b>0.00</b>	<b>0.00</b>		<b>0.00</b>		<b>0.00</b>		<b>0.00</b>	<b>726,067.00</b>	<b>726,067.00</b>
<b>NET CHANGE IN FUND BALANCE</b>	<b>-19,107.00</b>	<b>-553,935.07</b>		<b>-26,745.00</b>		<b>-478,660.95</b>		<b>-172,905.00</b>	<b>-1,024,612.00</b>	<b>-373,046.05</b>





**FUND DEPT 3105-036 : CAPITAL ASSET REPLCMT FND - PUBLIC DEFENDER**

8/11/2023 2:53:50 PM

**PERIOD ENDING 7/31/2023**

	ACTUAL LAST YEAR			ACTUAL THIS YEAR				ENCUMBRANCE	BUDGET	UNENCUMBERED BALANCE
	CURRENT MONTH	YEAR TO DATE	%	CURRENT MONTH	%	YEAR TO DATE	%			
<b>EXPENDITURES</b>										
5010 COMMODITIES	0.00	101.78	1	0.00	0	0.00	0	0.00	7,450.00	7,450.00
<b>TOTAL EXPENDITURES</b>	<b>0.00</b>	<b>101.78</b>	<b>1</b>	<b>0.00</b>	<b>0</b>	<b>0.00</b>	<b>0</b>	<b>0.00</b>	<b>7,450.00</b>	<b>7,450.00</b>
<b>OTHER FINANCING SOURCES (USES)</b>										
<b>TOTAL OTHER FINANCING SOURCES (USES)</b>	<b>0.00</b>	<b>0.00</b>		<b>0.00</b>		<b>0.00</b>		<b>0.00</b>	<b>0.00</b>	<b>0.00</b>
<b>NET CHANGE IN FUND BALANCE</b>	<b>0.00</b>	<b>-101.78</b>		<b>0.00</b>		<b>0.00</b>		<b>0.00</b>	<b>-7,450.00</b>	<b>-7,450.00</b>



FUND DEPT 3105-040 : CAPITAL ASSET REPLCMT FND - SHERIFF

8/11/2023 2:53:50 PM

PERIOD ENDING 7/31/2023

	ACTUAL LAST YEAR			ACTUAL THIS YEAR				ENCUMBRANCE	BUDGET	UNENCUMBERED BALANCE
	CURRENT MONTH	YEAR TO DATE	%	CURRENT MONTH	%	YEAR TO DATE	%			
<b>EXPENDITURES</b>										
5010 COMMODITIES	137,779.58	137,779.58	69	0.00	0	4,010.04	14	0.00	28,965.00	24,954.96
5020 SERVICES	0.00	25,560.00	56	0.00	0	25,560.00	75	0.00	34,080.00	8,520.00
<b>TOTAL EXPENDITURES</b>	<b>137,779.58</b>	<b>163,339.58</b>	<b>67</b>	<b>0.00</b>	<b>0</b>	<b>29,570.04</b>	<b>47</b>	<b>0.00</b>	<b>63,045.00</b>	<b>33,474.96</b>
<b>OTHER FINANCING SOURCES (USES)</b>										
6001 OTHER FINANCING SOURCES	0.00	0.00	0	0.00	0	0.00	0	0.00	48,367.00	48,367.00
<b>TOTAL OTHER FINANCING SOURCES (USES)</b>	<b>0.00</b>	<b>0.00</b>		<b>0.00</b>		<b>0.00</b>		<b>0.00</b>	<b>48,367.00</b>	<b>48,367.00</b>
<b>NET CHANGE IN FUND BALANCE</b>	<b>-137,779.58</b>	<b>-163,339.58</b>		<b>0.00</b>		<b>-29,570.04</b>		<b>0.00</b>	<b>-14,678.00</b>	<b>14,892.04</b>



FUND DEPT 3105-041 : CAPITAL ASSET REPLCMT FND - STATES ATTORNEY

8/11/2023 2:53:50 PM

PERIOD ENDING 7/31/2023

	ACTUAL LAST YEAR			ACTUAL THIS YEAR				ENCUMBRANCE	BUDGET	UNENCUMBERED BALANCE
	CURRENT MONTH	YEAR TO DATE	%	CURRENT MONTH	%	YEAR TO DATE	%			
<b>EXPENDITURES</b>										
5010 COMMODITIES	0.00	493.00	1	0.00	0	0.00	0	0.00	4,850.00	4,850.00
<b>TOTAL EXPENDITURES</b>	<b>0.00</b>	<b>493.00</b>	<b>1</b>	<b>0.00</b>	<b>0</b>	<b>0.00</b>	<b>0</b>	<b>0.00</b>	<b>4,850.00</b>	<b>4,850.00</b>
<b>OTHER FINANCING SOURCES (USES)</b>										
6001 OTHER FINANCING SOURCES	0.00	0.00	0	0.00	0	0.00	0	0.00	81,422.00	81,422.00
<b>TOTAL OTHER FINANCING SOURCES (USES)</b>	<b>0.00</b>	<b>0.00</b>		<b>0.00</b>		<b>0.00</b>		<b>0.00</b>	<b>81,422.00</b>	<b>81,422.00</b>
<b>NET CHANGE IN FUND BALANCE</b>	<b>0.00</b>	<b>-493.00</b>		<b>0.00</b>		<b>0.00</b>		<b>0.00</b>	<b>76,572.00</b>	<b>76,572.00</b>




FUND DEPT 3105-042 : CAPITAL ASSET REPLCMT FND - CORONER

8/11/2023 2:53:50 PM

PERIOD ENDING 7/31/2023

	ACTUAL LAST YEAR			ACTUAL THIS YEAR				ENCUMBRANCE	BUDGET	UNENCUMBERED BALANCE
	CURRENT MONTH	YEAR TO DATE	%	CURRENT MONTH	%	YEAR TO DATE	%			
<b>EXPENDITURES</b>										
5010 COMMODITIES	0.00	14,568.14	53	0.00	0	0.00	0	0.00	14,206.00	14,206.00
<b>TOTAL EXPENDITURES</b>	<b>0.00</b>	<b>14,568.14</b>	<b>40</b>	<b>0.00</b>	<b>0</b>	<b>0.00</b>	<b>0</b>	<b>0.00</b>	<b>14,206.00</b>	<b>14,206.00</b>
<b>OTHER FINANCING SOURCES (USES)</b>										
<b>TOTAL OTHER FINANCING SOURCES (USES)</b>	<b>0.00</b>	<b>0.00</b>		<b>0.00</b>		<b>0.00</b>		<b>0.00</b>	<b>0.00</b>	<b>0.00</b>
<b>NET CHANGE IN FUND BALANCE</b>	<b>0.00</b>	<b>-14,568.14</b>		<b>0.00</b>		<b>0.00</b>		<b>0.00</b>	<b>-14,206.00</b>	<b>-14,206.00</b>



PERIOD ENDING 7/31/2023

	ACTUAL LAST YEAR			ACTUAL THIS YEAR				ENCUMBRANCE	BUDGET	UNENCUMBERED BALANCE
	CURRENT MONTH	YEAR TO DATE	%	CURRENT MONTH	%	YEAR TO DATE	%			
<b>EXPENDITURES</b>										
5010 COMMODITIES	0.00	0.00	0	0.00	0	0.00	0	0.00	4,225.00	4,225.00
8000 CAPITAL OUTLAY	0.00	0.00	0	0.00	0	0.00	0	0.00	116,200.00	116,200.00
<b>TOTAL EXPENDITURES</b>	<b>0.00</b>	<b>0.00</b>	<b>0</b>	<b>0.00</b>	<b>0</b>	<b>0.00</b>	<b>0</b>	<b>0.00</b>	<b>120,425.00</b>	<b>120,425.00</b>
<b>OTHER FINANCING SOURCES (USES)</b>										
6001 OTHER FINANCING SOURCES	0.00	0.00	0	0.00	0	0.00	0	0.00	15,692.00	15,692.00
<b>TOTAL OTHER FINANCING SOURCES (USES)</b>	<b>0.00</b>	<b>0.00</b>		<b>0.00</b>		<b>0.00</b>		<b>0.00</b>	<b>15,692.00</b>	<b>15,692.00</b>
<b>NET CHANGE IN FUND BALANCE</b>	<b>0.00</b>	<b>0.00</b>		<b>0.00</b>		<b>0.00</b>		<b>0.00</b>	<b>-104,733.00</b>	<b>-104,733.00</b>



**FUND DEPT 3105-051 : CAPITAL ASSET REPLCMT FND - JUVENILE DETENTION CENTER**

8/11/2023 2:53:50 PM

**PERIOD ENDING 7/31/2023**

	ACTUAL LAST YEAR			ACTUAL THIS YEAR				ENCUMBRANCE	BUDGET	UNENCUMBERED BALANCE
	CURRENT MONTH	YEAR TO DATE	%	CURRENT MONTH	%	YEAR TO DATE	%			
<b>EXPENDITURES</b>										
5010 COMMODITIES	0.00	0.00	0	0.00	0	0.00	0	6,369.00	12,656.00	6,287.00
5020 SERVICES	2,314.25	6,309.25	100	0.00	0	3,995.00	57	0.00	7,000.00	3,005.00
8000 CAPITAL OUTLAY	0.00	0.00	0	0.00	0	6,052.61	9	0.00	63,750.00	57,697.39
<b>TOTAL EXPENDITURES</b>	<b>2,314.25</b>	<b>6,309.25</b>	<b>9</b>	<b>0.00</b>	<b>0</b>	<b>10,047.61</b>	<b>12</b>	<b>6,369.00</b>	<b>83,406.00</b>	<b>66,989.39</b>
<b>OTHER FINANCING SOURCES (USES)</b>										
6001 OTHER FINANCING SOURCES	0.00	0.00	0	0.00	0	0.00	0	0.00	14,767.00	14,767.00
<b>TOTAL OTHER FINANCING SOURCES (USES)</b>	<b>0.00</b>	<b>0.00</b>		<b>0.00</b>		<b>0.00</b>		<b>0.00</b>	<b>14,767.00</b>	<b>14,767.00</b>
<b>NET CHANGE IN FUND BALANCE</b>	<b>-2,314.25</b>	<b>-6,309.25</b>		<b>0.00</b>		<b>-10,047.61</b>		<b>-6,369.00</b>	<b>-68,639.00</b>	<b>-52,222.39</b>



**FUND DEPT 3105-052 : CAPITAL ASSET REPLCMT FND - COURT SERVICES -PROBATION**

8/11/2023 2:53:50 PM

**PERIOD ENDING 7/31/2023**

	ACTUAL LAST YEAR			ACTUAL THIS YEAR				ENCUMBRANCE	BUDGET	UNENCUMBERED BALANCE
	CURRENT MONTH	YEAR TO DATE	%	CURRENT MONTH	%	YEAR TO DATE	%			
<b>EXPENDITURES</b>										
5010 COMMODITIES	0.00	4,233.16	33	0.00	0	12,950.00	16	30,770.00	82,825.00	39,105.00
8000 CAPITAL OUTLAY	0.00	0.00	0	0.00	0	0.00	0	0.00	7,601.00	7,601.00
<b>TOTAL EXPENDITURES</b>	<b>0.00</b>	<b>4,233.16</b>	<b>15</b>	<b>0.00</b>	<b>0</b>	<b>12,950.00</b>	<b>14</b>	<b>30,770.00</b>	<b>90,426.00</b>	<b>46,706.00</b>
<b>OTHER FINANCING SOURCES (USES)</b>										
6001 OTHER FINANCING SOURCES	0.00	0.00	0	0.00	0	0.00	0	0.00	39,523.00	39,523.00
<b>TOTAL OTHER FINANCING SOURCES (USES)</b>	<b>0.00</b>	<b>0.00</b>		<b>0.00</b>		<b>0.00</b>		<b>0.00</b>	<b>39,523.00</b>	<b>39,523.00</b>
<b>NET CHANGE IN FUND BALANCE</b>	<b>0.00</b>	<b>-4,233.16</b>		<b>0.00</b>		<b>-12,950.00</b>		<b>-30,770.00</b>	<b>-50,903.00</b>	<b>-7,183.00</b>



FUND DEPT 3105-059 : CAPITAL ASSET REPLCMT FND - FACILITIES PLANNING

8/11/2023 2:53:50 PM

PERIOD ENDING 7/31/2023

	ACTUAL LAST YEAR			ACTUAL THIS YEAR				ENCUMBRANCE	BUDGET	UNENCUMBERED BALANCE
	CURRENT MONTH	YEAR TO DATE	%	CURRENT MONTH	%	YEAR TO DATE	%			
<b>REVENUES</b>										
4008 INVESTMENT EARNINGS	0.00	0.00	0	113,952.07	0	502,753.26	0	0.00	0.00	-502,753.26
4009 MISCELLANEOUS REVENUES	0.00	0.00	0	0.00	0	130,995.62	0	0.00	0.00	-130,995.62
<b>TOTAL REVENUES</b>	<b>0.00</b>	<b>0.00</b>	<b>0</b>	<b>113,952.07</b>	<b>0</b>	<b>633,748.88</b>	<b>0</b>	<b>0.00</b>	<b>0.00</b>	<b>-633,748.88</b>
<b>EXPENDITURES</b>										
5010 COMMODITIES	4,930.00	19,225.00	0	0.00	0	0.00	0	0.00	0.00	0.00
5020 SERVICES	114,044.01	161,171.03	26	29,185.05	8	36,437.01	10	0.00	350,000.00	313,562.99
8000 CAPITAL OUTLAY	312,345.00	1,736,095.24	38	1,054,918.37	2	9,234,620.93	20	53,629.17	46,916,315.00	37,628,064.90
<b>TOTAL EXPENDITURES</b>	<b>431,319.01</b>	<b>1,916,491.27</b>	<b>37</b>	<b>1,084,103.42</b>	<b>2</b>	<b>9,271,057.94</b>	<b>20</b>	<b>53,629.17</b>	<b>47,266,315.00</b>	<b>37,941,627.89</b>
<b>OTHER FINANCING SOURCES (USES)</b>										
6001 OTHER FINANCING SOURCES	0.00	0.00	0	0.00	0	0.00	0	0.00	9,460,000.00	9,460,000.00
<b>TOTAL OTHER FINANCING SOURCES (USES)</b>	<b>0.00</b>	<b>0.00</b>		<b>0.00</b>		<b>0.00</b>		<b>0.00</b>	<b>9,460,000.00</b>	<b>9,460,000.00</b>
<b>NET CHANGE IN FUND BALANCE</b>	<b>-431,319.01</b>	<b>-1,916,491.27</b>		<b>-970,151.35</b>		<b>-8,637,309.06</b>		<b>-53,629.17</b>	<b>-37,806,315.00</b>	<b>-29,115,376.77</b>





PERIOD ENDING 7/31/2023

	ACTUAL LAST YEAR			ACTUAL THIS YEAR				ENCUMBRANCE	BUDGET	UNENCUMBERED BALANCE
	CURRENT MONTH	YEAR TO DATE	%	CURRENT MONTH	%	YEAR TO DATE	%			
<b>EXPENDITURES</b>										
5010 COMMODITIES	0.00	0.00	0	0.00	0	0.00	0	0.00	73,150.00	73,150.00
8000 CAPITAL OUTLAY	0.00	38,107.00	50	0.00	0	0.00	0	69,393.00	102,150.00	32,757.00
<b>TOTAL EXPENDITURES</b>	<b>0.00</b>	<b>38,107.00</b>	<b>44</b>	<b>0.00</b>	<b>0</b>	<b>0.00</b>	<b>0</b>	<b>69,393.00</b>	<b>175,300.00</b>	<b>105,907.00</b>
<b>OTHER FINANCING SOURCES (USES)</b>										
6001 OTHER FINANCING SOURCES	0.00	0.00	0	0.00	0	0.00	0	0.00	135,247.00	135,247.00
<b>TOTAL OTHER FINANCING SOURCES (USES)</b>	<b>0.00</b>	<b>0.00</b>		<b>0.00</b>		<b>0.00</b>		<b>0.00</b>	<b>135,247.00</b>	<b>135,247.00</b>
<b>NET CHANGE IN FUND BALANCE</b>	<b>0.00</b>	<b>-38,107.00</b>		<b>0.00</b>		<b>0.00</b>		<b>-69,393.00</b>	<b>-40,053.00</b>	<b>29,340.00</b>



**FUND DEPT 3105-077 : CAPITAL ASSET REPLCMT FND - ZONING AND ENFORCE (P&Z)**

8/11/2023 2:53:50 PM

**PERIOD ENDING 7/31/2023**

	ACTUAL LAST YEAR			ACTUAL THIS YEAR				ENCUMBRANCE	BUDGET	UNENCUMBERED BALANCE
	CURRENT MONTH	YEAR TO DATE	%	CURRENT MONTH	%	YEAR TO DATE	%			
<b>EXPENDITURES</b>										
5010 COMMODITIES	0.00	0.00	0	0.00	0	0.00	0	0.00	3,900.00	3,900.00
5020 SERVICES	0.00	0.00	0	0.00	0	0.00	0	0.00	30,080.00	30,080.00
<b>TOTAL EXPENDITURES</b>	<b>0.00</b>	<b>0.00</b>	<b>0</b>	<b>0.00</b>	<b>0</b>	<b>0.00</b>	<b>0</b>	<b>0.00</b>	<b>33,980.00</b>	<b>33,980.00</b>
<b>OTHER FINANCING SOURCES (USES)</b>										
6001 OTHER FINANCING SOURCES	0.00	0.00	0	0.00	0	0.00	0	0.00	6,455.00	6,455.00
<b>TOTAL OTHER FINANCING SOURCES (USES)</b>	<b>0.00</b>	<b>0.00</b>		<b>0.00</b>		<b>0.00</b>		<b>0.00</b>	<b>6,455.00</b>	<b>6,455.00</b>
<b>NET CHANGE IN FUND BALANCE</b>	<b>0.00</b>	<b>0.00</b>		<b>0.00</b>		<b>0.00</b>		<b>0.00</b>	<b>-27,525.00</b>	<b>-27,525.00</b>



**FUND DEPT 3105-140 : CAPITAL ASSET REPLCMT FND - CORRECTIONAL CENTER**

8/11/2023 2:53:50 PM

**PERIOD ENDING 7/31/2023**

	ACTUAL LAST YEAR			ACTUAL THIS YEAR				ENCUMBRANCE	BUDGET	UNENCUMBERED BALANCE
	CURRENT MONTH	YEAR TO DATE	%	CURRENT MONTH	%	YEAR TO DATE	%			
<b>EXPENDITURES</b>										
5010 COMMODITIES	3,196.00	3,196.00	3	0.00	0	0.00	0	0.00	32,422.00	32,422.00
5020 SERVICES	31,656.45	139,593.20	81	0.00	0	79,323.50	53	0.00	150,114.00	70,790.50
8000 CAPITAL OUTLAY	0.00	0.00	0	0.00	0	0.00	0	0.00	214,335.00	214,335.00
<b>TOTAL EXPENDITURES</b>	<b>34,852.45</b>	<b>142,789.20</b>	<b>40</b>	<b>0.00</b>	<b>0</b>	<b>79,323.50</b>	<b>20</b>	<b>0.00</b>	<b>396,871.00</b>	<b>317,547.50</b>
<b>OTHER FINANCING SOURCES (USES)</b>										
6001 OTHER FINANCING SOURCES	0.00	0.00	0	0.00	0	0.00	0	0.00	250,579.00	250,579.00
<b>TOTAL OTHER FINANCING SOURCES (USES)</b>	<b>0.00</b>	<b>0.00</b>		<b>0.00</b>		<b>0.00</b>		<b>0.00</b>	<b>250,579.00</b>	<b>250,579.00</b>
<b>NET CHANGE IN FUND BALANCE</b>	<b>-34,852.45</b>	<b>-142,789.20</b>		<b>0.00</b>		<b>-79,323.50</b>		<b>0.00</b>	<b>-146,292.00</b>	<b>-66,968.50</b>



FUND DEPT 3303-010 : COURT COMPLEX CONSTR FUND - COUNTY BOARD

8/11/2023 2:53:50 PM

PERIOD ENDING 7/31/2023

	ACTUAL LAST YEAR			ACTUAL THIS YEAR				ENCUMBRANCE	BUDGET	UNENCUMBERED BALANCE
	CURRENT MONTH	YEAR TO DATE	%	CURRENT MONTH	%	YEAR TO DATE	%			
<b>REVENUES</b>										
4008 INVESTMENT EARNINGS	51.54	147.33	589	31.61	63	200.17	400	0.00	50.00	-150.17
<b>TOTAL REVENUES</b>	<b>51.54</b>	<b>147.33</b>	<b>589</b>	<b>31.61</b>	<b>63</b>	<b>200.17</b>	<b>400</b>	<b>0.00</b>	<b>50.00</b>	<b>-150.17</b>
<b>EXPENDITURES</b>										
5020 SERVICES	0.00	0.00	0	0.00	0	0.00	0	0.00	17,133.00	17,133.00
<b>TOTAL EXPENDITURES</b>	<b>0.00</b>	<b>0.00</b>	<b>0</b>	<b>0.00</b>	<b>0</b>	<b>0.00</b>	<b>0</b>	<b>0.00</b>	<b>17,133.00</b>	<b>17,133.00</b>
<b>OTHER FINANCING SOURCES (USES)</b>										
<b>TOTAL OTHER FINANCING SOURCES (USES)</b>	<b>0.00</b>	<b>0.00</b>		<b>0.00</b>		<b>0.00</b>		<b>0.00</b>	<b>0.00</b>	<b>0.00</b>
<b>NET CHANGE IN FUND BALANCE</b>	<b>51.54</b>	<b>147.33</b>		<b>31.61</b>		<b>200.17</b>		<b>0.00</b>	<b>-17,083.00</b>	<b>-17,283.17</b>



**FUND DEPT 4074-010 : 2003 NURS HM BOND DBT SRV - COUNTY BOARD**

8/11/2023 2:53:50 PM

**PERIOD ENDING 7/31/2023**

	ACTUAL LAST YEAR			ACTUAL THIS YEAR				ENCUMBRANCE	BUDGET	UNENCUMBERED BALANCE
	CURRENT MONTH	YEAR TO DATE	%	CURRENT MONTH	%	YEAR TO DATE	%			
<b>REVENUES</b>										
<b>TOTAL REVENUES</b>	<i>0.00</i>	<i>0.00</i>	<i>0</i>	<i>0.00</i>	<i>0</i>	<i>0.00</i>	<i>0</i>	<i>0.00</i>	<i>0.00</i>	<i>0.00</i>
<b>EXPENDITURES</b>										
<b>TOTAL EXPENDITURES</b>	<i>0.00</i>	<i>0.00</i>	<i>0</i>	<i>0.00</i>	<i>0</i>	<i>0.00</i>	<i>0</i>	<i>0.00</i>	<i>0.00</i>	<i>0.00</i>
<b>OTHER FINANCING SOURCES (USES)</b>										
<b>TOTAL OTHER FINANCING SOURCES (USES)</b>	<i>0.00</i>	<i>0.00</i>		<i>0.00</i>		<i>0.00</i>		<i>0.00</i>	<i>0.00</i>	<i>0.00</i>
<b>NET CHANGE IN FUND BALANCE</b>	<b>0.00</b>	<b>0.00</b>		<b>0.00</b>		<b>0.00</b>		<b>0.00</b>	<b>0.00</b>	<b>0.00</b>



**FUND DEPT 4350-010 : HWY FACIL BOND DEBT SERVICE - COUNTY BOARD**

8/11/2023 2:53:50 PM

**PERIOD ENDING 7/31/2023**

	ACTUAL LAST YEAR			ACTUAL THIS YEAR				ENCUMBRANCE	BUDGET	UNENCUMBERED BALANCE
	CURRENT MONTH	YEAR TO DATE	%	CURRENT MONTH	%	YEAR TO DATE	%			
<b>REVENUES</b>										
<b>TOTAL REVENUES</b>	0.00	0.00	0	0.00	0	0.00	0	0.00	0.00	0.00
<b>OTHER FINANCING SOURCES (USES)</b>										
<b>TOTAL OTHER FINANCING SOURCES (USES)</b>	0.00	0.00		0.00		0.00		0.00	0.00	0.00
<b>NET CHANGE IN FUND BALANCE</b>	0.00	0.00		0.00		0.00		0.00	0.00	0.00



**FUND DEPT 5081-075 : NURSING HOME - GENERAL COUNTY**

8/11/2023 2:53:50 PM

**PERIOD ENDING 7/31/2023**

	ACTUAL LAST YEAR			ACTUAL THIS YEAR				ENCUMBRANCE	BUDGET	UNENCUMBERED BALANCE
	CURRENT MONTH	YEAR TO DATE	%	CURRENT MONTH	%	YEAR TO DATE	%			
<b>OTHER FINANCING SOURCES (USES)</b>										
<b>TOTAL OTHER FINANCING SOURCES (USES)</b>	<i>0.00</i>	<i>0.00</i>		<i>0.00</i>		<i>0.00</i>		<i>0.00</i>	<i>0.00</i>	<i>0.00</i>
<b>NET CHANGE IN FUND BALANCE</b>	<b>0.00</b>	<b>0.00</b>		<b>0.00</b>		<b>0.00</b>		<b>0.00</b>	<b>0.00</b>	<b>0.00</b>



**FUND DEPT 5081-120 : NURSING HOME - EMPLOYEE GROUP INSURANCE**

8/11/2023 2:53:50 PM

**PERIOD ENDING 7/31/2023**

	ACTUAL LAST YEAR			ACTUAL THIS YEAR				ENCUMBRANCE	BUDGET	UNENCUMBERED BALANCE
	CURRENT MONTH	YEAR TO DATE	%	CURRENT MONTH	%	YEAR TO DATE	%			
<b>OTHER FINANCING SOURCES (USES)</b>										
<b>TOTAL OTHER FINANCING SOURCES (USES)</b>	<i>0.00</i>	<i>0.00</i>		<i>0.00</i>		<i>0.00</i>		<i>0.00</i>	<i>0.00</i>	<i>0.00</i>
<b>NET CHANGE IN FUND BALANCE</b>	<b>0.00</b>	<b>0.00</b>		<b>0.00</b>		<b>0.00</b>		<b>0.00</b>	<b>0.00</b>	<b>0.00</b>





FUND DEPT 5081-405 : NURSING HOME - NURSING HOME TRANSITION

8/11/2023 2:53:50 PM

PERIOD ENDING 7/31/2023

	ACTUAL LAST YEAR			ACTUAL THIS YEAR				ENCUMBRANCE	BUDGET	UNENCUMBERED BALANCE
	CURRENT MONTH	YEAR TO DATE	%	CURRENT MONTH	%	YEAR TO DATE	%			
<b>REVENUES</b>										
4009 MISCELLANEOUS REVENUES	0.00	111,265.38	101	0.00	0	0.00	0	0.00	0.00	0.00
<b>TOTAL REVENUES</b>	<b>0.00</b>	<b>111,265.38</b>	<b>101</b>	<b>0.00</b>	<b>0</b>	<b>0.00</b>	<b>0</b>	<b>0.00</b>	<b>0.00</b>	<b>0.00</b>
<b>EXPENDITURES</b>										
<b>TOTAL EXPENDITURES</b>	<b>0.00</b>	<b>0.00</b>	<b>0</b>	<b>0.00</b>	<b>0</b>	<b>0.00</b>	<b>0</b>	<b>0.00</b>	<b>0.00</b>	<b>0.00</b>
<b>OTHER FINANCING SOURCES (USES)</b>										
<b>TOTAL OTHER FINANCING SOURCES (USES)</b>	<b>0.00</b>	<b>0.00</b>		<b>0.00</b>		<b>0.00</b>		<b>0.00</b>	<b>0.00</b>	<b>0.00</b>
<b>NET CHANGE IN FUND BALANCE</b>	<b>0.00</b>	<b>111,265.38</b>		<b>0.00</b>		<b>0.00</b>		<b>0.00</b>	<b>0.00</b>	<b>0.00</b>



FUND DEPT 5081-410 : NURSING HOME - ADMINISTRATIVE

8/11/2023 2:53:50 PM

PERIOD ENDING 7/31/2023

	ACTUAL LAST YEAR			ACTUAL THIS YEAR				ENCUMBRANCE	BUDGET	UNENCUMBERED BALANCE
	CURRENT MONTH	YEAR TO DATE	%	CURRENT MONTH	%	YEAR TO DATE	%			
<b>REVENUES</b>										
4008 INVESTMENT EARNINGS	114.66	318.47	0	2.85	1	2,236.15	559	0.00	400.00	-1,836.15
<b>TOTAL REVENUES</b>	<b>114.66</b>	<b>318.47</b>	<b>0</b>	<b>2.85</b>	<b>1</b>	<b>2,236.15</b>	<b>559</b>	<b>0.00</b>	<b>400.00</b>	<b>-1,836.15</b>
<b>EXPENDITURES</b>										
5020 SERVICES	0.00	12,007.80	48	36,995.35	22	81,887.40	50	0.00	165,000.00	83,112.60
<b>TOTAL EXPENDITURES</b>	<b>0.00</b>	<b>12,007.80</b>	<b>48</b>	<b>36,995.35</b>	<b>22</b>	<b>81,887.40</b>	<b>50</b>	<b>0.00</b>	<b>165,000.00</b>	<b>83,112.60</b>
<b>OTHER FINANCING SOURCES (USES)</b>										
<b>TOTAL OTHER FINANCING SOURCES (USES)</b>	<b>0.00</b>	<b>0.00</b>		<b>0.00</b>		<b>0.00</b>		<b>0.00</b>	<b>0.00</b>	<b>0.00</b>
<b>NET CHANGE IN FUND BALANCE</b>	<b>114.66</b>	<b>-11,689.33</b>		<b>-36,992.50</b>		<b>-79,651.25</b>		<b>0.00</b>	<b>-164,600.00</b>	<b>-84,948.75</b>



**FUND DEPT 5081-415 : NURSING HOME - ENVIRONMENTAL SERVICES**

8/11/2023 2:53:50 PM

**PERIOD ENDING 7/31/2023**

	ACTUAL LAST YEAR			ACTUAL THIS YEAR				ENCUMBRANCE	BUDGET	UNENCUMBERED BALANCE
	CURRENT MONTH	YEAR TO DATE	%	CURRENT MONTH	%	YEAR TO DATE	%			
<b>EXPENDITURES</b>										
<b>TOTAL EXPENDITURES</b>	0.00	0.00	0	0.00	0	0.00	0	0.00	0.00	0.00
<b>NET CHANGE IN FUND BALANCE</b>	0.00	0.00		0.00		0.00		0.00	0.00	0.00



**FUND DEPT 5081-420 : NURSING HOME - LAUNDRY**

8/11/2023 2:53:50 PM

**PERIOD ENDING 7/31/2023**

	ACTUAL LAST YEAR			ACTUAL THIS YEAR				ENCUMBRANCE	BUDGET	UNENCUMBERED BALANCE
	CURRENT MONTH	YEAR TO DATE	%	CURRENT MONTH	%	YEAR TO DATE	%			
<b>EXPENDITURES</b>										
<b>TOTAL EXPENDITURES</b>	0.00	0.00	0	0.00	0	0.00	0	0.00	0.00	0.00
<b>NET CHANGE IN FUND BALANCE</b>	0.00	0.00		0.00		0.00		0.00	0.00	0.00



**FUND DEPT 5081-425 : NURSING HOME - MAINTENANCE**

8/11/2023 2:53:50 PM

**PERIOD ENDING 7/31/2023**

	ACTUAL LAST YEAR			ACTUAL THIS YEAR				ENCUMBRANCE	BUDGET	UNENCUMBERED BALANCE
	CURRENT MONTH	YEAR TO DATE	%	CURRENT MONTH	%	YEAR TO DATE	%			
<b>EXPENDITURES</b>										
<b>TOTAL EXPENDITURES</b>	0.00	0.00	0	0.00	0	0.00	0	0.00	0.00	0.00
<b>NET CHANGE IN FUND BALANCE</b>	0.00	0.00		0.00		0.00		0.00	0.00	0.00



**FUND DEPT 5081-430 : NURSING HOME - NURSING SERVICES**

8/11/2023 2:53:50 PM

**PERIOD ENDING 7/31/2023**

	ACTUAL LAST YEAR			ACTUAL THIS YEAR				ENCUMBRANCE	BUDGET	UNENCUMBERED BALANCE
	CURRENT MONTH	YEAR TO DATE	%	CURRENT MONTH	%	YEAR TO DATE	%			
<b>EXPENDITURES</b>										
<b>TOTAL EXPENDITURES</b>	0.00	0.00	0	0.00	0	0.00	0	0.00	0.00	0.00
<b>NET CHANGE IN FUND BALANCE</b>	0.00	0.00		0.00		0.00		0.00	0.00	0.00



**FUND DEPT 5081-440 : NURSING HOME - ACTIVITIES**

8/11/2023 2:53:50 PM

**PERIOD ENDING 7/31/2023**

	ACTUAL LAST YEAR			ACTUAL THIS YEAR				ENCUMBRANCE	BUDGET	UNENCUMBERED BALANCE
	CURRENT MONTH	YEAR TO DATE	%	CURRENT MONTH	%	YEAR TO DATE	%			
<b>EXPENDITURES</b>										
<b>TOTAL EXPENDITURES</b>	0.00	0.00	0	0.00	0	0.00	0	0.00	0.00	0.00
<b>NET CHANGE IN FUND BALANCE</b>	0.00	0.00		0.00		0.00		0.00	0.00	0.00



**FUND DEPT 5081-441 : NURSING HOME - SOCIAL SERVICES**

8/11/2023 2:53:50 PM

**PERIOD ENDING 7/31/2023**

	ACTUAL LAST YEAR			ACTUAL THIS YEAR				ENCUMBRANCE	BUDGET	UNENCUMBERED BALANCE
	CURRENT MONTH	YEAR TO DATE	%	CURRENT MONTH	%	YEAR TO DATE	%			
<b>EXPENDITURES</b>										
<b>TOTAL EXPENDITURES</b>	0.00	0.00	0	0.00	0	0.00	0	0.00	0.00	0.00
<b>NET CHANGE IN FUND BALANCE</b>	0.00	0.00		0.00		0.00		0.00	0.00	0.00





**FUND DEPT 5081-445 : NURSING HOME - PHYSICAL THERAPY**

8/11/2023 2:53:50 PM

**PERIOD ENDING 7/31/2023**

	ACTUAL LAST YEAR			ACTUAL THIS YEAR				ENCUMBRANCE	BUDGET	UNENCUMBERED BALANCE
	CURRENT MONTH	YEAR TO DATE	%	CURRENT MONTH	%	YEAR TO DATE	%			
<b>EXPENDITURES</b>										
<b>TOTAL EXPENDITURES</b>	0.00	0.00	0	0.00	0	0.00	0	0.00	0.00	0.00
<b>NET CHANGE IN FUND BALANCE</b>	0.00	0.00		0.00		0.00		0.00	0.00	0.00



**FUND DEPT 5081-446 : NURSING HOME - OCCUPATIONAL THERAPY**

8/11/2023 2:53:50 PM

**PERIOD ENDING 7/31/2023**

	ACTUAL LAST YEAR			ACTUAL THIS YEAR				ENCUMBRANCE	BUDGET	UNENCUMBERED BALANCE
	CURRENT MONTH	YEAR TO DATE	%	CURRENT MONTH	%	YEAR TO DATE	%			
<b>EXPENDITURES</b>										
<b>TOTAL EXPENDITURES</b>	0.00	0.00	0	0.00	0	0.00	0	0.00	0.00	0.00
<b>NET CHANGE IN FUND BALANCE</b>	0.00	0.00		0.00		0.00		0.00	0.00	0.00



**FUND DEPT 5081-447 : NURSING HOME - RESPIRATORY THERAPY**

8/11/2023 2:53:50 PM

**PERIOD ENDING 7/31/2023**

	ACTUAL LAST YEAR			ACTUAL THIS YEAR				ENCUMBRANCE	BUDGET	UNENCUMBERED BALANCE
	CURRENT MONTH	YEAR TO DATE	%	CURRENT MONTH	%	YEAR TO DATE	%			
<b>EXPENDITURES</b>										
<b>TOTAL EXPENDITURES</b>	0.00	0.00	0	0.00	0	0.00	0	0.00	0.00	0.00
<b>NET CHANGE IN FUND BALANCE</b>	0.00	0.00		0.00		0.00		0.00	0.00	0.00



**FUND DEPT 5081-448 : NURSING HOME - SPEECH THERAPY**

8/11/2023 2:53:50 PM

**PERIOD ENDING 7/31/2023**

	ACTUAL LAST YEAR			ACTUAL THIS YEAR				ENCUMBRANCE	BUDGET	UNENCUMBERED BALANCE
	CURRENT MONTH	YEAR TO DATE	%	CURRENT MONTH	%	YEAR TO DATE	%			
<b>EXPENDITURES</b>										
<b>TOTAL EXPENDITURES</b>	0.00	0.00	0	0.00	0	0.00	0	0.00	0.00	0.00
<b>NET CHANGE IN FUND BALANCE</b>	0.00	0.00		0.00		0.00		0.00	0.00	0.00



**FUND DEPT 5081-450 : NURSING HOME - DIETARY**

8/11/2023 2:53:50 PM

**PERIOD ENDING 7/31/2023**

	ACTUAL LAST YEAR			ACTUAL THIS YEAR				ENCUMBRANCE	BUDGET	UNENCUMBERED BALANCE
	CURRENT MONTH	YEAR TO DATE	%	CURRENT MONTH	%	YEAR TO DATE	%			
<b>EXPENDITURES</b>										
<b>TOTAL EXPENDITURES</b>	0.00	0.00	0	0.00	0	0.00	0	0.00	0.00	0.00
<b>NET CHANGE IN FUND BALANCE</b>	0.00	0.00		0.00		0.00		0.00	0.00	0.00



**FUND DEPT 5081-455 : NURSING HOME - BEAUTY SHOP**

8/11/2023 2:53:50 PM

**PERIOD ENDING 7/31/2023**

	ACTUAL LAST YEAR			ACTUAL THIS YEAR				ENCUMBRANCE	BUDGET	UNENCUMBERED BALANCE
	CURRENT MONTH	YEAR TO DATE	%	CURRENT MONTH	%	YEAR TO DATE	%			
<b>EXPENDITURES</b>										
<b>TOTAL EXPENDITURES</b>	0.00	0.00	0	0.00	0	0.00	0	0.00	0.00	0.00
<b>NET CHANGE IN FUND BALANCE</b>	0.00	0.00		0.00		0.00		0.00	0.00	0.00



**FUND DEPT 5081-460 : NURSING HOME - ADULT DAY CARE**

8/11/2023 2:53:50 PM

**PERIOD ENDING 7/31/2023**

	ACTUAL LAST YEAR			ACTUAL THIS YEAR				ENCUMBRANCE	BUDGET	UNENCUMBERED BALANCE
	CURRENT MONTH	YEAR TO DATE	%	CURRENT MONTH	%	YEAR TO DATE	%			
<b>EXPENDITURES</b>										
<b>TOTAL EXPENDITURES</b>	0.00	0.00	0	0.00	0	0.00	0	0.00	0.00	0.00
<b>NET CHANGE IN FUND BALANCE</b>	0.00	0.00		0.00		0.00		0.00	0.00	0.00



**FUND DEPT 5081-462 : NURSING HOME - ALZHEIMERS UNIT**

8/11/2023 2:53:50 PM

**PERIOD ENDING 7/31/2023**

	ACTUAL LAST YEAR			ACTUAL THIS YEAR				ENCUMBRANCE	BUDGET	UNENCUMBERED BALANCE
	CURRENT MONTH	YEAR TO DATE	%	CURRENT MONTH	%	YEAR TO DATE	%			
<b>EXPENDITURES</b>										
<b>TOTAL EXPENDITURES</b>	0.00	0.00	0	0.00	0	0.00	0	0.00	0.00	0.00
<b>NET CHANGE IN FUND BALANCE</b>	0.00	0.00		0.00		0.00		0.00	0.00	0.00






**FUND DEPT 6476-118 : SELF-FUNDED INSURANCE - PROPERTY/LIABILITY INSUR**

8/11/2023 2:53:50 PM

**PERIOD ENDING 7/31/2023**

	ACTUAL LAST YEAR			ACTUAL THIS YEAR				ENCUMBRANCE	BUDGET	UNENCUMBERED BALANCE
	CURRENT MONTH	YEAR TO DATE	%	CURRENT MONTH	%	YEAR TO DATE	%			
<b>REVENUES</b>										
4007 CHARGES FOR SERVICES	0.00	0.00	0	0.00	0	0.00	0	0.00	1,541,801.00	1,541,801.00
4009 MISCELLANEOUS REVENUES	0.00	20.00	0	0.00	0	678.50	0	0.00	0.00	-678.50
<b>TOTAL REVENUES</b>	<b>0.00</b>	<b>20.00</b>	<b>0</b>	<b>0.00</b>	<b>0</b>	<b>678.50</b>	<b>0</b>	<b>0.00</b>	<b>1,541,801.00</b>	<b>1,541,122.50</b>
<b>EXPENDITURES</b>										
5020 SERVICES	77,313.23	1,024,491.14	49	262,690.96	15	1,038,259.49	58	0.00	1,786,143.00	747,883.51
<b>TOTAL EXPENDITURES</b>	<b>77,313.23</b>	<b>1,024,491.14</b>	<b>49</b>	<b>262,690.96</b>	<b>15</b>	<b>1,038,259.49</b>	<b>58</b>	<b>0.00</b>	<b>1,786,143.00</b>	<b>747,883.51</b>
<b>OTHER FINANCING SOURCES (USES)</b>										
6001 OTHER FINANCING SOURCES	0.00	144,880.00	58	0.00	0	0.00	0	0.00	250,000.00	250,000.00
7001 OTHER FINANCING USES	0.00	0.00	0	0.00	0	0.00	0	0.00	-5,739.00	-5,739.00
<b>TOTAL OTHER FINANCING SOURCES (USES)</b>	<b>0.00</b>	<b>144,880.00</b>		<b>0.00</b>		<b>0.00</b>		<b>0.00</b>	<b>244,261.00</b>	<b>244,261.00</b>
<b>NET CHANGE IN FUND BALANCE</b>	<b>-77,313.23</b>	<b>-879,591.14</b>		<b>-262,690.96</b>		<b>-1,037,580.99</b>		<b>0.00</b>	<b>-81.00</b>	<b>1,037,499.99</b>



PERIOD ENDING 7/31/2023

	ACTUAL LAST YEAR			ACTUAL THIS YEAR				ENCUMBRANCE	BUDGET	UNENCUMBERED BALANCE
	CURRENT MONTH	YEAR TO DATE	%	CURRENT MONTH	%	YEAR TO DATE	%			
<b>REVENUES</b>										
4007 CHARGES FOR SERVICES	96,017.34	602,311.32	63	158,745.72	16	624,140.82	64	0.00	982,390.00	358,249.18
4008 INVESTMENT EARNINGS	2,979.54	7,754.74	485	-6,263.90	-125	37,527.32	751	0.00	5,000.00	-32,527.32
4009 MISCELLANEOUS REVENUES	0.00	295.82	0	0.00	0	0.00	0	0.00	0.00	0.00
<b>TOTAL REVENUES</b>	<b>98,996.88</b>	<b>610,361.88</b>	<b>64</b>	<b>152,481.82</b>	<b>15</b>	<b>661,668.14</b>	<b>67</b>	<b>0.00</b>	<b>987,390.00</b>	<b>325,721.86</b>
<b>EXPENDITURES</b>										
5003 FRINGE BENEFITS	68,925.21	393,618.43	42	40,500.95	4	490,746.39	51	0.00	968,025.00	477,278.61
5010 COMMODITIES	0.00	0.00	0	0.00	0	0.00	0	0.00	50.00	50.00
5020 SERVICES	0.00	0.00	0	0.00	0	0.00	0	0.00	8,000.00	8,000.00
<b>TOTAL EXPENDITURES</b>	<b>68,925.21</b>	<b>393,618.43</b>	<b>42</b>	<b>40,500.95</b>	<b>4</b>	<b>490,746.39</b>	<b>50</b>	<b>0.00</b>	<b>976,075.00</b>	<b>485,328.61</b>
<b>OTHER FINANCING SOURCES (USES)</b>										
7001 OTHER FINANCING USES	0.00	0.00	0	0.00	0	0.00	0	0.00	-11,478.00	-11,478.00
<b>TOTAL OTHER FINANCING SOURCES (USES)</b>	<b>0.00</b>	<b>0.00</b>		<b>0.00</b>		<b>0.00</b>		<b>0.00</b>	<b>-11,478.00</b>	<b>-11,478.00</b>
<b>NET CHANGE IN FUND BALANCE</b>	<b>30,071.67</b>	<b>216,743.45</b>		<b>111,980.87</b>		<b>170,921.75</b>		<b>0.00</b>	<b>-163.00</b>	<b>-171,084.75</b>



**FUND DEPT 6620-120 : HEALTH-LIFE INSURANCE - EMPLOYEE GROUP INSURANCE**

8/11/2023 2:53:50 PM

**PERIOD ENDING 7/31/2023**

	ACTUAL LAST YEAR			ACTUAL THIS YEAR				ENCUMBRANCE	BUDGET	UNENCUMBERED BALANCE
	CURRENT MONTH	YEAR TO DATE	%	CURRENT MONTH	%	YEAR TO DATE	%			
<b>REVENUES</b>										
4007 CHARGES FOR SERVICES	433,496.93	3,229,177.03	0	0.00	0	22,793.16	0	0.00	7,558,400.00	7,535,606.84
4008 INVESTMENT EARNINGS	341.15	543.07	0	-1,072.25	-536	2,313.18	115 7	0.00	200.00	-2,113.18
4009 MISCELLANEOUS REVENUES	0.00	185.00	0	0.00	0	0.00	0	0.00	0.00	0.00
<b>TOTAL REVENUES</b>	<b>433,838.08</b>	<b>3,229,905.10</b>	<b>43</b>	<b>-1,072.25</b>	<b>0</b>	<b>25,106.34</b>	<b>0</b>	<b>0.00</b>	<b>7,558,600.00</b>	<b>7,533,493.66</b>
<b>EXPENDITURES</b>										
5003 FRINGE BENEFITS	340.00	3,292,595.71	44	0.00	0	5,332.21	0	0.00	7,500,000.00	7,494,667.79
5010 COMMODITIES	0.00	0.00	0	0.00	0	540.50	100	0.00	540.50	0.00
5020 SERVICES	0.00	0.00	0	0.00	0	52,150.00	90	0.00	58,059.50	5,909.50
<b>TOTAL EXPENDITURES</b>	<b>340.00</b>	<b>3,292,595.71</b>	<b>44</b>	<b>0.00</b>	<b>0</b>	<b>58,022.71</b>	<b>1</b>	<b>0.00</b>	<b>7,558,600.00</b>	<b>7,500,577.29</b>
<b>OTHER FINANCING SOURCES (USES)</b>										
<b>TOTAL OTHER FINANCING SOURCES (USES)</b>	<b>0.00</b>	<b>0.00</b>		<b>0.00</b>		<b>0.00</b>		<b>0.00</b>	<b>0.00</b>	<b>0.00</b>
<b>NET CHANGE IN FUND BALANCE</b>	<b>433,498.08</b>	<b>-62,690.61</b>		<b>-1,072.25</b>		<b>-32,916.37</b>		<b>0.00</b>	<b>0.00</b>	<b>32,916.37</b>



**FUND DEPT 7086-060 : TOWNSHIP MOTOR FUEL TAX - HIGHWAY**

8/11/2023 2:53:50 PM

**PERIOD ENDING 7/31/2023**

	ACTUAL LAST YEAR			ACTUAL THIS YEAR				ENCUMBRANCE	BUDGET	UNENCUMBERED BALANCE
	CURRENT MONTH	YEAR TO DATE	%	CURRENT MONTH	%	YEAR TO DATE	%			
<b>REVENUES</b>										
4004 INTERGOVERNMENTAL REVENUE	273,510.03	1,513,689.64	0	0.00	0	1,390,593.80	0	0.00	0.00	-1,390,593.80
4008 INVESTMENT EARNINGS	4,654.22	9,117.20	0	-299,891.17	0	-213,520.06	0	0.00	0.00	213,520.06
<b>TOTAL REVENUES</b>	<b>278,164.25</b>	<b>1,522,806.84</b>	<b>0</b>	<b>-299,891.17</b>	<b>0</b>	<b>1,177,073.74</b>	<b>0</b>	<b>0.00</b>	<b>0.00</b>	<b>-1,177,073.74</b>
<b>EXPENDITURES</b>										
5020 SERVICES	627,547.67	1,018,246.45	7	1,545,775.09	31	3,091,067.56	62	0.00	5,000,000.00	1,908,932.44
<b>TOTAL EXPENDITURES</b>	<b>627,547.67</b>	<b>1,018,246.45</b>	<b>7</b>	<b>1,545,775.09</b>	<b>31</b>	<b>3,091,067.56</b>	<b>62</b>	<b>0.00</b>	<b>5,000,000.00</b>	<b>1,908,932.44</b>
<b>NET CHANGE IN FUND BALANCE</b>	<b>-349,383.42</b>	<b>504,560.39</b>		<b>-1,845,666.26</b>		<b>-1,913,993.82</b>		<b>0.00</b>	<b>-5,000,000.00</b>	<b>-3,086,006.18</b>



FUND DEPT 7087-060 : TOWNSHIP BRIDGE - HIGHWAY

8/11/2023 2:53:50 PM

PERIOD ENDING 7/31/2023

	ACTUAL LAST YEAR			ACTUAL THIS YEAR				ENCUMBRANCE	BUDGET	UNENCUMBERED BALANCE
	CURRENT MONTH	YEAR TO DATE	%	CURRENT MONTH	%	YEAR TO DATE	%			
<b>REVENUES</b>										
4004 INTERGOVERNMENTAL REVENUE	0.00	767,364.50	0	0.00	0	0.00	0	0.00	0.00	0.00
4008 INVESTMENT EARNINGS	1,033.67	1,317.69	0	-95.24	0	-12.51	0	0.00	0.00	12.51
<b>TOTAL REVENUES</b>	<b>1,033.67</b>	<b>768,682.19</b>	<b>0</b>	<b>-95.24</b>	<b>0</b>	<b>-12.51</b>	<b>0</b>	<b>0.00</b>	<b>0.00</b>	<b>12.51</b>
<b>EXPENDITURES</b>										
8000 CAPITAL OUTLAY	0.00	13,549.75	0	0.00	0	0.00	0	0.00	0.00	0.00
<b>TOTAL EXPENDITURES</b>	<b>0.00</b>	<b>13,549.75</b>	<b>0</b>	<b>0.00</b>	<b>0</b>	<b>0.00</b>	<b>0</b>	<b>0.00</b>	<b>0.00</b>	<b>0.00</b>
<b>NET CHANGE IN FUND BALANCE</b>	<b>1,033.67</b>	<b>755,132.44</b>		<b>-95.24</b>		<b>-12.51</b>		<b>0.00</b>	<b>0.00</b>	<b>12.51</b>



FUND DEPT 7097-026 : ESTATE - COUNTY TREASURER

8/11/2023 2:53:50 PM

PERIOD ENDING 7/31/2023

	ACTUAL LAST YEAR			ACTUAL THIS YEAR				ENCUMBRANCE	BUDGET	UNENCUMBERED BALANCE
	CURRENT MONTH	YEAR TO DATE	%	CURRENT MONTH	%	YEAR TO DATE	%			
<b>REVENUES</b>										
4008 INVESTMENT EARNINGS	45.72	112.18	0	0.00	0	0.00	0	0.00	0.00	0.00
<b>TOTAL REVENUES</b>	<b>45.72</b>	<b>112.18</b>	<b>0</b>	<b>0.00</b>	<b>0</b>	<b>0.00</b>	<b>0</b>	<b>0.00</b>	<b>0.00</b>	<b>0.00</b>
<b>NET CHANGE IN FUND BALANCE</b>	<b>45.72</b>	<b>112.18</b>		<b>0.00</b>		<b>0.00</b>		<b>0.00</b>	<b>0.00</b>	<b>0.00</b>



**FUND DEPT 7667-026 : PROPERTY CONDEMNATIONS - COUNTY TREASURER**

8/11/2023 2:53:50 PM

**PERIOD ENDING 7/31/2023**

	ACTUAL LAST YEAR			ACTUAL THIS YEAR				ENCUMBRANCE	BUDGET	UNENCUMBERED BALANCE
	CURRENT MONTH	YEAR TO DATE	%	CURRENT MONTH	%	YEAR TO DATE	%			
<b>REVENUES</b>										
4008 INVESTMENT EARNINGS	215.86	545.37	0	0.00	0	0.00	0	0.00	0.00	0.00
<b>TOTAL REVENUES</b>	<b>215.86</b>	<b>545.37</b>	<b>0</b>	<b>0.00</b>	<b>0</b>	<b>0.00</b>	<b>0</b>	<b>0.00</b>	<b>0.00</b>	<b>0.00</b>
<b>OTHER FINANCING SOURCES (USES)</b>										
<b>TOTAL OTHER FINANCING SOURCES (USES)</b>	<b>0.00</b>	<b>0.00</b>		<b>0.00</b>		<b>0.00</b>		<b>0.00</b>	<b>0.00</b>	<b>0.00</b>
<b>NET CHANGE IN FUND BALANCE</b>	<b>215.86</b>	<b>545.37</b>		<b>0.00</b>		<b>0.00</b>		<b>0.00</b>	<b>0.00</b>	<b>0.00</b>



**FUND DEPT 7687-040 : SHERIFF FORECLOSURES - SHERIFF**

8/11/2023 2:53:50 PM

**PERIOD ENDING 7/31/2023**

	ACTUAL LAST YEAR			ACTUAL THIS YEAR				ENCUMBRANCE	BUDGET	UNENCUMBERED BALANCE
	CURRENT MONTH	YEAR TO DATE	%	CURRENT MONTH	%	YEAR TO DATE	%			
<b>REVENUES</b>										
4008 INVESTMENT EARNINGS	750.96	1,870.28	0	0.00	0	0.00	0	0.00	0.00	0.00
<b>TOTAL REVENUES</b>	<b>750.96</b>	<b>1,870.28</b>	<b>0</b>	<b>0.00</b>	<b>0</b>	<b>0.00</b>	<b>0</b>	<b>0.00</b>	<b>0.00</b>	<b>0.00</b>
<b>OTHER FINANCING SOURCES (USES)</b>										
6001 OTHER FINANCING SOURCES	6,000.00	858,528.20	0	159,200.00	0	1,853,791.81	0	0.00	0.00	-1,853,791.81
<b>TOTAL OTHER FINANCING SOURCES (USES)</b>	<b>6,000.00</b>	<b>858,528.20</b>		<b>159,200.00</b>		<b>1,853,791.81</b>		<b>0.00</b>	<b>0.00</b>	<b>-1,853,791.81</b>
<b>NET CHANGE IN FUND BALANCE</b>	<b>6,750.96</b>	<b>860,398.48</b>		<b>159,200.00</b>		<b>1,853,791.81</b>		<b>0.00</b>	<b>0.00</b>	<b>-1,853,791.81</b>





FUND DEPT 7699-020 : GARNISHMENTS - AUDITOR

8/11/2023 2:53:50 PM

PERIOD ENDING 7/31/2023

	ACTUAL LAST YEAR			ACTUAL THIS YEAR				ENCUMBRANCE	BUDGET	UNENCUMBERED BALANCE
	CURRENT MONTH	YEAR TO DATE	%	CURRENT MONTH	%	YEAR TO DATE	%			
<b>REVENUES</b>										
4008 INVESTMENT EARNINGS	0.96	3.41	0	0.00	0	0.00	0	0.00	0.00	0.00
<b>TOTAL REVENUES</b>	<b>0.96</b>	<b>3.41</b>	<b>0</b>	<b>0.00</b>	<b>0</b>	<b>0.00</b>	<b>0</b>	<b>0.00</b>	<b>0.00</b>	<b>0.00</b>
<b>OTHER FINANCING SOURCES (USES)</b>										
6001 OTHER FINANCING SOURCES	8,869.61	51,644.12	0	0.00	0	0.00	0	0.00	0.00	0.00
<b>TOTAL OTHER FINANCING SOURCES (USES)</b>	<b>8,869.61</b>	<b>51,644.12</b>		<b>0.00</b>		<b>0.00</b>		<b>0.00</b>	<b>0.00</b>	<b>0.00</b>
<b>NET CHANGE IN FUND BALANCE</b>	<b>8,870.57</b>	<b>51,647.53</b>		<b>0.00</b>		<b>0.00</b>		<b>0.00</b>	<b>0.00</b>	<b>0.00</b>



PERIOD ENDING 7/31/2023

	ACTUAL LAST YEAR			ACTUAL THIS YEAR				ENCUMBRANCE	BUDGET	UNENCUMBERED BALANCE
	CURRENT MONTH	YEAR TO DATE	%	CURRENT MONTH	%	YEAR TO DATE	%			
<b>REVENUES</b>										
4004 INTERGOVERNMENTAL REVENUE	11,358.00	202,246.87	38	47,113.00	9	144,421.14	26	0.00	546,436.00	402,014.86
4007 CHARGES FOR SERVICES	6,433.28	32,331.38	59	2,366.00	4	28,277.91	47	0.00	60,500.00	32,222.09
4008 INVESTMENT EARNINGS	422.08	993.18	199	-736.08	-147	5,267.78	105 4	0.00	500.00	-4,767.78
4009 MISCELLANEOUS REVENUES	202.00	3,533.00	28	2,609.81	20	5,319.81	41	0.00	13,000.00	7,680.19
<b>TOTAL REVENUES</b>	<b>18,415.36</b>	<b>239,104.43</b>	<b>40</b>	<b>51,352.73</b>	<b>8</b>	<b>183,286.64</b>	<b>30</b>	<b>0.00</b>	<b>620,436.00</b>	<b>437,149.36</b>
<b>EXPENDITURES</b>										
5001 SALARIES AND WAGES	43,807.79	210,322.74	53	30,483.20	7	229,437.17	56	0.00	412,332.00	182,894.83
5003 FRINGE BENEFITS	9,820.60	50,174.97	38	4,771.78	4	48,833.92	39	0.00	124,425.00	75,591.08
5010 COMMODITIES	0.00	849.96	17	0.00	0	2,401.37	38	0.00	6,400.00	3,998.63
5020 SERVICES	3,885.65	14,289.13	35	671.21	2	8,909.52	24	0.00	37,035.00	28,125.48
<b>TOTAL EXPENDITURES</b>	<b>57,514.04</b>	<b>275,636.80</b>	<b>48</b>	<b>35,926.19</b>	<b>6</b>	<b>289,581.98</b>	<b>50</b>	<b>0.00</b>	<b>580,192.00</b>	<b>290,610.02</b>
<b>OTHER FINANCING SOURCES (USES)</b>										
7001 OTHER FINANCING USES	0.00	0.00	0	0.00	0	0.00	0	0.00	-61,500.00	-61,500.00
<b>TOTAL OTHER FINANCING SOURCES (USES)</b>	<b>0.00</b>	<b>0.00</b>		<b>0.00</b>		<b>0.00</b>		<b>0.00</b>	<b>-61,500.00</b>	<b>-61,500.00</b>
<b>NET CHANGE IN FUND BALANCE</b>	<b>-39,098.68</b>	<b>-36,532.37</b>		<b>15,426.54</b>		<b>-106,295.34</b>		<b>0.00</b>	<b>-21,256.00</b>	<b>85,039.34</b>



FUND DEPT 8850-112 : GEOG INF SYS JOINT VENTUR - CAPITAL/TECHNOLOGY PURCH

8/11/2023 2:53:50 PM

PERIOD ENDING 7/31/2023

	ACTUAL LAST YEAR			ACTUAL THIS YEAR				ENCUMBRANCE	BUDGET	UNENCUMBERED BALANCE
	CURRENT MONTH	YEAR TO DATE	%	CURRENT MONTH	%	YEAR TO DATE	%			
<b>REVENUES</b>										
<b>TOTAL REVENUES</b>	<b>0.00</b>	<b>0.00</b>	<b>0</b>	<b>0.00</b>	<b>0</b>	<b>0.00</b>	<b>0</b>	<b>0.00</b>	<b>0.00</b>	<b>0.00</b>
<b>EXPENDITURES</b>										
5010 COMMODITIES	0.00	2,566.74	13	0.00	0	1,472.21	98	0.00	1,500.00	27.79
5020 SERVICES	74.00	53,859.60	84	18,165.00	30	58,027.31	95	0.00	61,190.00	3,162.69
8000 CAPITAL OUTLAY	0.00	0.00	0	0.00	0	0.00	0	0.00	9,000.00	9,000.00
<b>TOTAL EXPENDITURES</b>	<b>74.00</b>	<b>56,426.34</b>	<b>68</b>	<b>18,165.00</b>	<b>25</b>	<b>59,499.52</b>	<b>83</b>	<b>0.00</b>	<b>71,690.00</b>	<b>12,190.48</b>
<b>OTHER FINANCING SOURCES (USES)</b>										
6001 OTHER FINANCING SOURCES	0.00	0.00	0	0.00	0	0.00	0	0.00	58,500.00	58,500.00
<b>TOTAL OTHER FINANCING SOURCES (USES)</b>	<b>0.00</b>	<b>0.00</b>		<b>0.00</b>		<b>0.00</b>		<b>0.00</b>	<b>58,500.00</b>	<b>58,500.00</b>
<b>NET CHANGE IN FUND BALANCE</b>	<b>-74.00</b>	<b>-56,426.34</b>		<b>-18,165.00</b>		<b>-59,499.52</b>		<b>0.00</b>	<b>-13,190.00</b>	<b>46,309.52</b>



**FUND DEPT 8850-672 : GEOG INF SYS JOINT VENTUR - AERIAL PHOTOGRAPHY PROJ**

8/11/2023 2:53:50 PM

**PERIOD ENDING 7/31/2023**

	ACTUAL LAST YEAR			ACTUAL THIS YEAR				ENCUMBRANCE	BUDGET	UNENCUMBERED BALANCE
	CURRENT MONTH	YEAR TO DATE	%	CURRENT MONTH	%	YEAR TO DATE	%			
<b>REVENUES</b>										
4004 INTERGOVERNMENTAL REVENUE	0.00	23,177.50	73	1,428.75	1	17,303.75	16	0.00	106,750.00	89,446.25
<b>TOTAL REVENUES</b>	<b>0.00</b>	<b>23,177.50</b>	<b>73</b>	<b>1,428.75</b>	<b>1</b>	<b>17,303.75</b>	<b>16</b>	<b>0.00</b>	<b>106,750.00</b>	<b>89,446.25</b>
<b>EXPENDITURES</b>										
5020 SERVICES	0.00	0.00	0	93,000.00	50	93,000.00	50	0.00	185,000.00	92,000.00
<b>TOTAL EXPENDITURES</b>	<b>0.00</b>	<b>0.00</b>	<b>0</b>	<b>93,000.00</b>	<b>50</b>	<b>93,000.00</b>	<b>50</b>	<b>0.00</b>	<b>185,000.00</b>	<b>92,000.00</b>
<b>NET CHANGE IN FUND BALANCE</b>	<b>0.00</b>	<b>23,177.50</b>		<b>-91,571.25</b>		<b>-75,696.25</b>		<b>0.00</b>	<b>-78,250.00</b>	<b>-2,553.75</b>