



**FUND DEPT 1080-010 : GENERAL CORPORATE - COUNTY BOARD**

11/13/2023 10:03:21 AM

**PERIOD ENDING 10/31/2023**

	ACTUAL LAST YEAR			ACTUAL THIS YEAR				ENCUMBRANCE	BUDGET	UNENCUMBERED BALANCE
	CURRENT MONTH	YEAR TO DATE	%	CURRENT MONTH	%	YEAR TO DATE	%			
<b>REVENUES</b>										
4007 CHARGES FOR SERVICES	0.00	50.00	17	0.00	0	193.34	64	0.00	300.00	106.66
4009 MISCELLANEOUS REVENUES	0.00	800.00	80	0.00	0	0.00	0	0.00	2,000.00	2,000.00
4010 RENTS AND ROYALTIES	11,734.81	231,008.09	58	16,267.91	4	188,310.73	44	0.00	425,000.00	236,689.27
<b>TOTAL REVENUES</b>	<b>11,734.81</b>	<b>231,858.09</b>	<b>55</b>	<b>16,267.91</b>	<b>4</b>	<b>188,504.07</b>	<b>44</b>	<b>0.00</b>	<b>427,300.00</b>	<b>238,795.93</b>
<b>EXPENDITURES</b>										
5001 SALARIES AND WAGES	3,878.08	44,402.34	47	4,763.08	5	48,690.34	55	0.00	89,000.00	40,309.66
5003 FRINGE BENEFITS	1,198.50	1,198.50	30	0.00	0	0.00	0	0.00	0.00	0.00
5010 COMMODITIES	0.00	40.89	7	16.47	0	191.95	4	0.00	5,250.00	5,058.05
5020 SERVICES	10,432.84	96,078.00	95	542.76	1	66,566.06	64	0.00	104,035.00	37,468.94
<b>TOTAL EXPENDITURES</b>	<b>15,509.42</b>	<b>141,719.73</b>	<b>71</b>	<b>5,322.31</b>	<b>3</b>	<b>115,448.35</b>	<b>58</b>	<b>0.00</b>	<b>198,285.00</b>	<b>82,836.65</b>
<b>NET CHANGE IN FUND BALANCE</b>	<b>-3,774.61</b>	<b>90,138.36</b>		<b>10,945.60</b>		<b>73,055.72</b>		<b>0.00</b>	<b>229,015.00</b>	<b>155,959.28</b>



FUND DEPT 1080-012 : GENERAL CORPORATE - TORNADO SIRENS

11/13/2023 10:03:21 AM

PERIOD ENDING 10/31/2023

	ACTUAL LAST YEAR			ACTUAL THIS YEAR				ENCUMBRANCE	BUDGET	UNENCUMBERED BALANCE
	CURRENT MONTH	YEAR TO DATE	%	CURRENT MONTH	%	YEAR TO DATE	%			
<b>REVENUES</b>										
4004 INTERGOVERNMENTAL REVENUE	0.00	3,990.00	100	0.00	0	0.00	0	0.00	0.00	0.00
<b>TOTAL REVENUES</b>	<b>0.00</b>	<b>3,990.00</b>	<b>100</b>	<b>0.00</b>	<b>0</b>	<b>0.00</b>	<b>0</b>	<b>0.00</b>	<b>0.00</b>	<b>0.00</b>
<b>EXPENDITURES</b>										
5020 SERVICES	0.00	3,990.00	100	0.00	0	0.00	0	0.00	0.00	0.00
<b>TOTAL EXPENDITURES</b>	<b>0.00</b>	<b>3,990.00</b>	<b>100</b>	<b>0.00</b>	<b>0</b>	<b>0.00</b>	<b>0</b>	<b>0.00</b>	<b>0.00</b>	<b>0.00</b>
<b>NET CHANGE IN FUND BALANCE</b>	<b>0.00</b>	<b>0.00</b>		<b>0.00</b>		<b>0.00</b>		<b>0.00</b>	<b>0.00</b>	<b>0.00</b>



**FUND DEPT 1080-013 : GENERAL CORPORATE - DEBT SERVICE**

11/13/2023 10:03:21 AM

**PERIOD ENDING 10/31/2023**

	ACTUAL LAST YEAR			ACTUAL THIS YEAR				ENCUMBRANCE	BUDGET	UNENCUMBERED BALANCE
	CURRENT MONTH	YEAR TO DATE	%	CURRENT MONTH	%	YEAR TO DATE	%			
<b>REVENUES</b>										
4004 INTERGOVERNMENTAL REVENUE	0.00	0.00	0	146,751.00	9	1,174,008.00	74	0.00	1,578,901.00	404,893.00
<b>TOTAL REVENUES</b>	<b>0.00</b>	<b>0.00</b>	<b>0</b>	<b>146,751.00</b>	<b>9</b>	<b>1,174,008.00</b>	<b>74</b>	<b>0.00</b>	<b>1,578,901.00</b>	<b>404,893.00</b>
<b>EXPENDITURES</b>										
5050 INTEREST AND FISCAL CHARGES	0.00	0.00	0	0.00	0	469,780.42	30	0.00	1,572,901.00	1,103,120.58
<b>TOTAL EXPENDITURES</b>	<b>0.00</b>	<b>0.00</b>	<b>0</b>	<b>0.00</b>	<b>0</b>	<b>469,780.42</b>	<b>30</b>	<b>0.00</b>	<b>1,572,901.00</b>	<b>1,103,120.58</b>
<b>OTHER FINANCING SOURCES (USES)</b>										
<b>TOTAL OTHER FINANCING SOURCES (USES)</b>	<b>0.00</b>	<b>0.00</b>		<b>0.00</b>		<b>0.00</b>		<b>0.00</b>	<b>0.00</b>	<b>0.00</b>
<b>NET CHANGE IN FUND BALANCE</b>	<b>0.00</b>	<b>0.00</b>		<b>146,751.00</b>		<b>704,227.58</b>		<b>0.00</b>	<b>6,000.00</b>	<b>-698,227.58</b>



FUND DEPT 1080-016 : GENERAL CORPORATE - ADMINISTRATIVE SERVICES

11/13/2023 10:03:21 AM

PERIOD ENDING 10/31/2023

	ACTUAL LAST YEAR			ACTUAL THIS YEAR				ENCUMBRANCE	BUDGET	UNENCUMBERED BALANCE
	CURRENT MONTH	YEAR TO DATE	%	CURRENT MONTH	%	YEAR TO DATE	%			
<b>REVENUES</b>										
4004 INTERGOVERNMENTAL REVENUE	246.00	1,261.18	18	126.14	2	580.07	8	0.00	7,000.00	6,419.93
4009 MISCELLANEOUS REVENUES	0.00	1,447.25	48	0.00	0	1,562.81	52	0.00	3,000.00	1,437.19
<b>TOTAL REVENUES</b>	<b>246.00</b>	<b>2,708.43</b>	<b>27</b>	<b>126.14</b>	<b>1</b>	<b>2,142.88</b>	<b>21</b>	<b>0.00</b>	<b>10,000.00</b>	<b>7,857.12</b>
<b>EXPENDITURES</b>										
5001 SALARIES AND WAGES	84,358.96	603,272.47	83	39,501.86	5	539,843.90	73	0.00	736,447.00	196,603.10
5010 COMMODITIES	987.04	233,027.88	72	26,811.58	8	191,486.76	59	0.00	323,730.00	132,243.24
5020 SERVICES	0.00	12,562.28	43	9,088.06	24	24,654.03	65	0.00	37,780.00	13,125.97
<b>TOTAL EXPENDITURES</b>	<b>85,346.00</b>	<b>848,862.63</b>	<b>78</b>	<b>75,401.50</b>	<b>7</b>	<b>755,984.69</b>	<b>69</b>	<b>0.00</b>	<b>1,097,957.00</b>	<b>341,972.31</b>
<b>OTHER FINANCING SOURCES (USES)</b>										
6001 OTHER FINANCING SOURCES	0.00	0.00	0	0.00	0	0.00	0	0.00	17,217.00	17,217.00
<b>TOTAL OTHER FINANCING SOURCES (USES)</b>	<b>0.00</b>	<b>0.00</b>		<b>0.00</b>		<b>0.00</b>		<b>0.00</b>	<b>17,217.00</b>	<b>17,217.00</b>
<b>NET CHANGE IN FUND BALANCE</b>	<b>-85,100.00</b>	<b>-846,154.20</b>		<b>-75,275.36</b>		<b>-753,841.81</b>		<b>0.00</b>	<b>-1,070,740.00</b>	<b>-316,898.19</b>



**FUND DEPT 1080-017 : GENERAL CORPORATE - COOPERATIVE EXTENSION SRV**

11/13/2023 10:03:21 AM

**PERIOD ENDING 10/31/2023**

	ACTUAL LAST YEAR			ACTUAL THIS YEAR				ENCUMBRANCE	BUDGET	UNENCUMBERED BALANCE
	CURRENT MONTH	YEAR TO DATE	%	CURRENT MONTH	%	YEAR TO DATE	%			
<b>REVENUES</b>										
4001 PROPERTY TAX	75,625.81	418,079.74	95	0.00	0	412,248.70	93	0.00	442,000.00	29,751.30
<b>TOTAL REVENUES</b>	<b>75,625.81</b>	<b>418,079.74</b>	<b>95</b>	<b>0.00</b>	<b>0</b>	<b>412,248.70</b>	<b>93</b>	<b>0.00</b>	<b>442,000.00</b>	<b>29,751.30</b>
<b>EXPENDITURES</b>										
5020 SERVICES	0.00	342,453.93	78	0.00	0	412,724.72	92	0.00	448,735.00	36,010.28
<b>TOTAL EXPENDITURES</b>	<b>0.00</b>	<b>342,453.93</b>	<b>78</b>	<b>0.00</b>	<b>0</b>	<b>412,724.72</b>	<b>92</b>	<b>0.00</b>	<b>448,735.00</b>	<b>36,010.28</b>
<b>NET CHANGE IN FUND BALANCE</b>	<b>75,625.81</b>	<b>75,625.81</b>		<b>0.00</b>		<b>-476.02</b>		<b>0.00</b>	<b>-6,735.00</b>	<b>-6,258.98</b>



FUND DEPT 1080-020 : GENERAL CORPORATE - AUDITOR

11/13/2023 10:03:21 AM

PERIOD ENDING 10/31/2023

	ACTUAL LAST YEAR			ACTUAL THIS YEAR				ENCUMBRANCE	BUDGET	UNENCUMBERED BALANCE
	CURRENT MONTH	YEAR TO DATE	%	CURRENT MONTH	%	YEAR TO DATE	%			
<b>REVENUES</b>										
4004 INTERGOVERNMENTAL REVENUE	0.00	6,500.00	100	0.00	0	0.00	0	0.00	6,500.00	6,500.00
4007 CHARGES FOR SERVICES	0.00	0.00	0	0.00	0	0.00	0	0.00	120,000.00	120,000.00
4008 INVESTMENT EARNINGS	0.00	0.00	0	19.47	0	173.56	0	0.00	0.00	-173.56
4009 MISCELLANEOUS REVENUES	0.00	1,134.60	9	0.00	0	0.00	0	0.00	0.00	0.00
<b>TOTAL REVENUES</b>	<b>0.00</b>	<b>7,634.60</b>	<b>6</b>	<b>19.47</b>	<b>0</b>	<b>173.56</b>	<b>0</b>	<b>0.00</b>	<b>126,500.00</b>	<b>126,326.44</b>
<b>EXPENDITURES</b>										
5001 SALARIES AND WAGES	31,007.28	298,064.89	78	31,296.68	7	320,269.70	75	0.00	425,064.00	104,794.30
5010 COMMODITIES	912.19	1,257.11	26	1,727.88	33	2,761.35	53	2,297.00	5,244.98	186.63
5020 SERVICES	950.00	8,957.35	88	2,938.51	19	12,233.91	81	0.00	15,072.02	2,838.11
<b>TOTAL EXPENDITURES</b>	<b>32,869.47</b>	<b>308,279.35</b>	<b>77</b>	<b>35,963.07</b>	<b>8</b>	<b>335,264.96</b>	<b>75</b>	<b>2,297.00</b>	<b>445,381.00</b>	<b>107,819.04</b>
<b>OTHER FINANCING SOURCES (USES)</b>										
<b>TOTAL OTHER FINANCING SOURCES (USES)</b>	<b>0.00</b>	<b>0.00</b>		<b>0.00</b>		<b>0.00</b>		<b>0.00</b>	<b>0.00</b>	<b>0.00</b>
<b>NET CHANGE IN FUND BALANCE</b>	<b>-32,869.47</b>	<b>-300,644.75</b>		<b>-35,943.60</b>		<b>-335,091.40</b>		<b>-2,297.00</b>	<b>-318,881.00</b>	<b>18,507.40</b>



**FUND DEPT 1080-021 : GENERAL CORPORATE - BOARD OF REVIEW**

11/13/2023 10:03:21 AM

**PERIOD ENDING 10/31/2023**

	ACTUAL LAST YEAR			ACTUAL THIS YEAR				ENCUMBRANCE	BUDGET	UNENCUMBERED BALANCE
	CURRENT MONTH	YEAR TO DATE	%	CURRENT MONTH	%	YEAR TO DATE	%			
<b>REVENUES</b>										
<b>TOTAL REVENUES</b>	<b>0.00</b>	<b>0.00</b>	<b>0</b>	<b>0.00</b>	<b>0</b>	<b>0.00</b>	<b>0</b>	<b>0.00</b>	<b>0.00</b>	<b>0.00</b>
<b>EXPENDITURES</b>										
5001 SALARIES AND WAGES	10,435.80	109,499.85	81	10,957.50	8	115,268.75	81	0.00	142,448.00	27,179.25
5010 COMMODITIES	0.00	101.00	9	0.00	0	374.97	28	0.00	1,333.50	958.53
5020 SERVICES	177.38	1,548.14	32	748.01	4	15,984.09	88	0.00	18,115.00	2,130.91
<b>TOTAL EXPENDITURES</b>	<b>10,613.18</b>	<b>111,148.99</b>	<b>78</b>	<b>11,705.51</b>	<b>7</b>	<b>131,627.81</b>	<b>81</b>	<b>0.00</b>	<b>161,896.50</b>	<b>30,268.69</b>
<b>NET CHANGE IN FUND BALANCE</b>	<b>-10,613.18</b>	<b>-111,148.99</b>		<b>-11,705.51</b>		<b>-131,627.81</b>		<b>0.00</b>	<b>-161,896.50</b>	<b>-30,268.69</b>



FUND DEPT 1080-022 : GENERAL CORPORATE - COUNTY CLERK

11/13/2023 10:03:21 AM

PERIOD ENDING 10/31/2023

	ACTUAL LAST YEAR			ACTUAL THIS YEAR				ENCUMBRANCE	BUDGET	UNENCUMBERED BALANCE
	CURRENT MONTH	YEAR TO DATE	%	CURRENT MONTH	%	YEAR TO DATE	%			
<b>REVENUES</b>										
4004 INTERGOVERNMENTAL REVENUE	0.00	8,190.00	16	0.00	0	0.00	0	0.00	51,815.00	51,815.00
4006 LICENSES AND PERMITS	3,015.00	79,905.00	98	8,965.00	8	92,184.50	84	0.00	110,400.00	18,215.50
4007 CHARGES FOR SERVICES	-4,279.68	208,636.52	61	20,290.00	6	215,902.40	64	0.00	340,000.00	124,097.60
4008 INVESTMENT EARNINGS	3.63	123.25	62	4.62	2	111.66	56	0.00	200.00	88.34
4009 MISCELLANEOUS REVENUES	0.00	0.00	0	702.50	351 2	6,332.50	316 62	0.00	20.00	-6,312.50
<b>TOTAL REVENUES</b>	<b>-1,261.05</b>	<b>296,854.77</b>	<b>63</b>	<b>29,962.12</b>	<b>6</b>	<b>314,531.06</b>	<b>63</b>	<b>0.00</b>	<b>502,435.00</b>	<b>187,903.94</b>
<b>EXPENDITURES</b>										
5001 SALARIES AND WAGES	77,095.05	679,681.81	75	64,906.86	7	703,001.51	74	0.00	951,536.00	248,534.49
5010 COMMODITIES	7,613.96	111,173.45	93	22,060.48	10	108,930.67	48	96,638.06	226,908.44	21,339.71
5020 SERVICES	22,036.13	294,507.62	86	62,223.21	18	296,945.27	85	5,061.41	350,976.56	48,969.88
8000 CAPITAL OUTLAY	0.00	209,950.00	92	0.00	0	0.00	0	0.00	0.00	0.00
<b>TOTAL EXPENDITURES</b>	<b>106,745.14</b>	<b>1,295,312.88</b>	<b>81</b>	<b>149,190.55</b>	<b>10</b>	<b>1,108,877.45</b>	<b>73</b>	<b>101,699.47</b>	<b>1,529,421.00</b>	<b>318,844.08</b>
<b>OTHER FINANCING SOURCES (USES)</b>										
<b>TOTAL OTHER FINANCING SOURCES (USES)</b>	<b>0.00</b>	<b>0.00</b>		<b>0.00</b>		<b>0.00</b>		<b>0.00</b>	<b>0.00</b>	<b>0.00</b>
<b>NET CHANGE IN FUND BALANCE</b>	<b>-108,006.19</b>	<b>-998,458.11</b>		<b>-119,228.43</b>		<b>-794,346.39</b>		<b>-101,699.47</b>	<b>-1,026,986.00</b>	<b>-130,940.14</b>





**FUND DEPT 1080-023 : GENERAL CORPORATE - RECORDER**

11/13/2023 10:03:21 AM

**PERIOD ENDING 10/31/2023**

	ACTUAL LAST YEAR			ACTUAL THIS YEAR				ENCUMBRANCE	BUDGET	UNENCUMBERED BALANCE
	CURRENT MONTH	YEAR TO DATE	%	CURRENT MONTH	%	YEAR TO DATE	%			
<b>REVENUES</b>										
4004 INTERGOVERNMENTAL REVENUE	0.00	3,276.71	0	0.00	0	0.00	0	0.00	0.00	0.00
4006 LICENSES AND PERMITS	310,783.50	2,383,627.50	99	63,005.50	13	488,966.75	98	0.00	500,000.00	11,033.25
4007 CHARGES FOR SERVICES	60,835.50	796,623.50	73	47,365.50	6	513,352.50	64	0.00	800,000.00	286,647.50
4009 MISCELLANEOUS REVENUES	606.00	40,238.25	503	223.58	1	7,828.28	31	0.00	25,000.00	17,171.72
<b>TOTAL REVENUES</b>	<b>372,225.00</b>	<b>3,223,765.96</b>	<b>92</b>	<b>110,594.58</b>	<b>8</b>	<b>1,010,147.53</b>	<b>76</b>	<b>0.00</b>	<b>1,325,000.00</b>	<b>314,852.47</b>
<b>EXPENDITURES</b>										
5001 SALARIES AND WAGES	15,352.23	132,750.17	83	13,987.59	7	148,849.73	79	0.00	187,353.00	38,503.27
5010 COMMODITIES	464.42	569.27	88	309.70	39	628.84	79	0.00	800.00	171.16
5020 SERVICES	132,205.50	1,538,600.95	82	0.00	0	118.80	8	0.00	1,480.00	1,361.20
<b>TOTAL EXPENDITURES</b>	<b>148,022.15</b>	<b>1,671,920.39</b>	<b>82</b>	<b>14,297.29</b>	<b>8</b>	<b>149,597.37</b>	<b>79</b>	<b>0.00</b>	<b>189,633.00</b>	<b>40,035.63</b>
<b>NET CHANGE IN FUND BALANCE</b>	<b>224,202.85</b>	<b>1,551,845.57</b>		<b>96,297.29</b>		<b>860,550.16</b>		<b>0.00</b>	<b>1,135,367.00</b>	<b>274,816.84</b>



**FUND DEPT 1080-025 : GENERAL CORPORATE - SUPERVISOR OF ASSESSMENT**

11/13/2023 10:03:21 AM

**PERIOD ENDING 10/31/2023**

	ACTUAL LAST YEAR			ACTUAL THIS YEAR				ENCUMBRANCE	BUDGET	UNENCUMBERED BALANCE
	CURRENT MONTH	YEAR TO DATE	%	CURRENT MONTH	%	YEAR TO DATE	%			
<b>REVENUES</b>										
4004 INTERGOVERNMENTAL REVENUE	0.00	24,791.69	54	3,718.74	8	29,749.92	63	0.00	46,988.00	17,238.08
4009 MISCELLANEOUS REVENUES	231.26	731.26	244	0.00	0	500.00	83	0.00	600.00	100.00
<b>TOTAL REVENUES</b>	<b>231.26</b>	<b>25,522.95</b>	<b>56</b>	<b>3,718.74</b>	<b>8</b>	<b>30,249.92</b>	<b>64</b>	<b>0.00</b>	<b>47,588.00</b>	<b>17,338.08</b>
<b>EXPENDITURES</b>										
5001 SALARIES AND WAGES	31,184.69	264,050.83	77	27,424.98	8	272,075.95	76	0.00	356,811.00	84,735.05
5010 COMMODITIES	0.00	3,025.66	52	2,020.72	26	4,562.99	60	0.00	7,632.00	3,069.01
5020 SERVICES	257.71	22,724.47	41	2,278.73	3	26,773.12	41	0.00	65,420.00	38,646.88
<b>TOTAL EXPENDITURES</b>	<b>31,442.40</b>	<b>289,800.96</b>	<b>72</b>	<b>31,724.43</b>	<b>7</b>	<b>303,412.06</b>	<b>71</b>	<b>0.00</b>	<b>429,863.00</b>	<b>126,450.94</b>
<b>NET CHANGE IN FUND BALANCE</b>	<b>-31,211.14</b>	<b>-264,278.01</b>		<b>-28,005.69</b>		<b>-273,162.14</b>		<b>0.00</b>	<b>-382,275.00</b>	<b>-109,112.86</b>



FUND DEPT 1080-026 : GENERAL CORPORATE - COUNTY TREASURER

11/13/2023 10:03:21 AM

PERIOD ENDING 10/31/2023

	ACTUAL LAST YEAR			ACTUAL THIS YEAR				ENCUMBRANCE	BUDGET	UNENCUMBERED BALANCE
	CURRENT MONTH	YEAR TO DATE	%	CURRENT MONTH	%	YEAR TO DATE	%			
<b>REVENUES</b>										
4001 PROPERTY TAX	160.00	2,198.21	0	0.00	0	2,020.00	0	0.00	500,000.00	497,980.00
4004 INTERGOVERNMENTAL REVENUE	0.00	6,500.00	46	0.00	0	0.00	0	0.00	14,000.00	14,000.00
4007 CHARGES FOR SERVICES	0.00	50.00	0	0.00	0	1,523.95	762	0.00	200.00	-1,323.95
4008 INVESTMENT EARNINGS	13.90	129.03	2	1,870.57	27	15,182.51	217	0.00	7,000.00	-8,182.51
<b>TOTAL REVENUES</b>	<b>173.90</b>	<b>8,877.24</b>	<b>1</b>	<b>1,870.57</b>	<b>0</b>	<b>18,726.46</b>	<b>4</b>	<b>0.00</b>	<b>521,200.00</b>	<b>502,473.54</b>
<b>EXPENDITURES</b>										
5001 SALARIES AND WAGES	26,552.78	235,866.01	80	23,884.74	8	246,933.95	78	0.00	317,248.00	70,314.05
5010 COMMODITIES	136.28	2,867.85	43	2,508.18	37	5,793.89	86	0.00	6,773.00	979.11
5020 SERVICES	2,791.96	39,468.09	82	0.00	0	16,658.72	35	0.00	47,050.00	30,391.28
<b>TOTAL EXPENDITURES</b>	<b>29,481.02</b>	<b>278,201.95</b>	<b>79</b>	<b>26,392.92</b>	<b>7</b>	<b>269,386.56</b>	<b>73</b>	<b>0.00</b>	<b>371,071.00</b>	<b>101,684.44</b>
<b>NET CHANGE IN FUND BALANCE</b>	<b>-29,307.12</b>	<b>-269,324.71</b>		<b>-24,522.35</b>		<b>-250,660.10</b>		<b>0.00</b>	<b>150,129.00</b>	<b>400,789.10</b>



PERIOD ENDING 10/31/2023

	ACTUAL LAST YEAR			ACTUAL THIS YEAR				ENCUMBRANCE	BUDGET	UNENCUMBERED BALANCE
	CURRENT MONTH	YEAR TO DATE	%	CURRENT MONTH	%	YEAR TO DATE	%			
<b>REVENUES</b>										
4004 INTERGOVERNMENTAL REVENUE	-270.00	3,400.00	71	0.00	0	2,800.00	58	0.00	4,800.00	2,000.00
4007 CHARGES FOR SERVICES	0.00	0.00	0	0.00	0	0.00	0	0.00	45,600.00	45,600.00
4009 MISCELLANEOUS REVENUES	0.00	0.00	0	0.00	0	3,862.00	0	0.00	0.00	-3,862.00
<b>TOTAL REVENUES</b>	<b>-270.00</b>	<b>3,400.00</b>	<b>7</b>	<b>0.00</b>	<b>0</b>	<b>6,662.00</b>	<b>13</b>	<b>0.00</b>	<b>50,400.00</b>	<b>43,738.00</b>
<b>EXPENDITURES</b>										
5001 SALARIES AND WAGES	20,092.66	551,133.62	75	52,735.20	6	618,242.88	68	0.00	904,356.00	286,113.12
5010 COMMODITIES	3,686.64	50,683.34	71	4,231.22	6	55,002.40	73	0.00	75,849.35	20,846.95
5020 SERVICES	21,326.44	229,960.18	62	21,352.44	6	239,810.64	64	0.00	372,918.65	133,108.01
<b>TOTAL EXPENDITURES</b>	<b>45,105.74</b>	<b>831,777.14</b>	<b>70</b>	<b>78,318.86</b>	<b>6</b>	<b>913,055.92</b>	<b>67</b>	<b>0.00</b>	<b>1,353,124.00</b>	<b>440,068.08</b>
<b>OTHER FINANCING SOURCES (USES)</b>										
<b>TOTAL OTHER FINANCING SOURCES (USES)</b>	<b>0.00</b>	<b>0.00</b>		<b>0.00</b>		<b>0.00</b>		<b>0.00</b>	<b>0.00</b>	<b>0.00</b>
<b>NET CHANGE IN FUND BALANCE</b>	<b>-45,375.74</b>	<b>-828,377.14</b>		<b>-78,318.86</b>		<b>-906,393.92</b>		<b>0.00</b>	<b>-1,302,724.00</b>	<b>-396,330.08</b>



**FUND DEPT 1080-030 : GENERAL CORPORATE - CIRCUIT CLERK**

11/13/2023 10:03:21 AM

**PERIOD ENDING 10/31/2023**

	ACTUAL LAST YEAR			ACTUAL THIS YEAR				ENCUMBRANCE	BUDGET	UNENCUMBERED BALANCE
	CURRENT MONTH	YEAR TO DATE	%	CURRENT MONTH	%	YEAR TO DATE	%			
<b>REVENUES</b>										
4004 INTERGOVERNMENTAL REVENUE	0.00	6,500.00	100	0.00	0	0.00	0	0.00	6,500.00	6,500.00
4007 CHARGES FOR SERVICES	264,886.46	510,045.37	40	60,224.01	10	644,045.31	107	0.00	600,000.00	-44,045.31
4008 INVESTMENT EARNINGS	6,439.87	21,177.75	0	9,210.73	0	78,220.25	0	0.00	0.00	-78,220.25
<b>TOTAL REVENUES</b>	<b>271,326.33</b>	<b>537,723.12</b>	<b>42</b>	<b>69,434.74</b>	<b>11</b>	<b>722,265.56</b>	<b>119</b>	<b>0.00</b>	<b>606,500.00</b>	<b>-115,765.56</b>
<b>EXPENDITURES</b>										
5001 SALARIES AND WAGES	124,956.30	930,929.07	74	92,084.83	7	947,719.12	68	0.00	1,396,314.00	448,594.88
5010 COMMODITIES	1,342.63	17,460.48	93	3,161.91	17	14,584.67	78	0.00	18,782.50	4,197.83
5020 SERVICES	2,998.98	40,327.10	87	1,882.16	6	18,371.21	55	0.00	33,556.50	15,185.29
<b>TOTAL EXPENDITURES</b>	<b>129,297.91</b>	<b>988,716.65</b>	<b>75</b>	<b>97,128.90</b>	<b>7</b>	<b>980,675.00</b>	<b>68</b>	<b>0.00</b>	<b>1,448,653.00</b>	<b>467,978.00</b>
<b>OTHER FINANCING SOURCES (USES)</b>										
<b>TOTAL OTHER FINANCING SOURCES (USES)</b>	<b>0.00</b>	<b>0.00</b>		<b>0.00</b>		<b>0.00</b>		<b>0.00</b>	<b>0.00</b>	<b>0.00</b>
<b>NET CHANGE IN FUND BALANCE</b>	<b>142,028.42</b>	<b>-450,993.53</b>		<b>-27,694.16</b>		<b>-258,409.44</b>		<b>0.00</b>	<b>-842,153.00</b>	<b>-583,743.56</b>



**FUND DEPT 1080-031 : GENERAL CORPORATE - CIRCUIT COURT**

11/13/2023 10:03:21 AM

**PERIOD ENDING 10/31/2023**

	ACTUAL LAST YEAR			ACTUAL THIS YEAR				ENCUMBRANCE	BUDGET	UNENCUMBERED BALANCE
	CURRENT MONTH	YEAR TO DATE	%	CURRENT MONTH	%	YEAR TO DATE	%			
<b>REVENUES</b>										
4004 INTERGOVERNMENTAL REVENUE	64,519.60	80,319.60	121	0.00	0	19,016.51	100	0.00	19,016.80	0.29
<b>TOTAL REVENUES</b>	<b>64,519.60</b>	<b>80,319.60</b>	<b>121</b>	<b>0.00</b>	<b>0</b>	<b>19,016.51</b>	<b>100</b>	<b>0.00</b>	<b>19,016.80</b>	<b>0.29</b>
<b>EXPENDITURES</b>										
5001 SALARIES AND WAGES	68,088.39	516,596.57	79	52,578.14	8	550,650.01	80	0.00	686,371.00	135,720.99
5010 COMMODITIES	131.56	72,483.62	545	1,574.61	5	23,542.11	72	0.00	32,647.19	9,105.08
5020 SERVICES	44,542.27	387,748.44	91	35,723.50	8	452,916.86	96	0.00	471,544.61	18,627.75
<b>TOTAL EXPENDITURES</b>	<b>112,762.22</b>	<b>976,828.63</b>	<b>84</b>	<b>89,876.25</b>	<b>8</b>	<b>1,027,108.98</b>	<b>86</b>	<b>0.00</b>	<b>1,190,562.80</b>	<b>163,453.82</b>
<b>OTHER FINANCING SOURCES (USES)</b>										
<b>TOTAL OTHER FINANCING SOURCES (USES)</b>	<b>0.00</b>	<b>0.00</b>		<b>0.00</b>		<b>0.00</b>		<b>0.00</b>	<b>0.00</b>	<b>0.00</b>
<b>NET CHANGE IN FUND BALANCE</b>	<b>-48,242.62</b>	<b>-896,509.03</b>		<b>-89,876.25</b>		<b>-1,008,092.47</b>		<b>0.00</b>	<b>-1,171,546.00</b>	<b>-163,453.53</b>



**FUND DEPT 1080-032 : GENERAL CORPORATE - JURY COMMISSION**

11/13/2023 10:03:21 AM

**PERIOD ENDING 10/31/2023**

	ACTUAL LAST YEAR			ACTUAL THIS YEAR				ENCUMBRANCE	BUDGET	UNENCUMBERED BALANCE
	CURRENT MONTH	YEAR TO DATE	%	CURRENT MONTH	%	YEAR TO DATE	%			
<b>REVENUES</b>										
4007 CHARGES FOR SERVICES	0.00	0.00	0	4,462.50	0	26,481.25	0	0.00	0.00	-26,481.25
<b>TOTAL REVENUES</b>	<b>0.00</b>	<b>0.00</b>	<b>0</b>	<b>4,462.50</b>	<b>0</b>	<b>26,481.25</b>	<b>0</b>	<b>0.00</b>	<b>0.00</b>	<b>-26,481.25</b>
<b>EXPENDITURES</b>										
5001 SALARIES AND WAGES	3,359.00	34,606.14	74	3,509.79	7	36,217.65	74	0.00	48,977.00	12,759.35
5010 COMMODITIES	384.05	3,625.80	43	113.02	1	5,437.55	61	0.00	8,925.00	3,487.45
5020 SERVICES	6,378.60	64,772.76	54	0.00	0	78,343.01	54	0.00	146,111.00	67,767.99
<b>TOTAL EXPENDITURES</b>	<b>10,121.65</b>	<b>103,004.70</b>	<b>59</b>	<b>3,622.81</b>	<b>2</b>	<b>119,998.21</b>	<b>59</b>	<b>0.00</b>	<b>204,013.00</b>	<b>84,014.79</b>
<b>NET CHANGE IN FUND BALANCE</b>	<b>-10,121.65</b>	<b>-103,004.70</b>		<b>839.69</b>		<b>-93,516.96</b>		<b>0.00</b>	<b>-204,013.00</b>	<b>-110,496.04</b>



**FUND DEPT 1080-036 : GENERAL CORPORATE - PUBLIC DEFENDER**

11/13/2023 10:03:21 AM

**PERIOD ENDING 10/31/2023**

	ACTUAL LAST YEAR			ACTUAL THIS YEAR				ENCUMBRANCE	BUDGET	UNENCUMBERED BALANCE
	CURRENT MONTH	YEAR TO DATE	%	CURRENT MONTH	%	YEAR TO DATE	%			
<b>REVENUES</b>										
4004 INTERGOVERNMENTAL REVENUE	0.00	64,727.43	59	9,870.84	8	82,702.61	69	0.00	119,593.49	36,890.88
4007 CHARGES FOR SERVICES	723.00	14,410.75	26	601.51	1	10,514.78	21	0.00	50,000.00	39,485.22
<b>TOTAL REVENUES</b>	<b>723.00</b>	<b>79,138.18</b>	<b>48</b>	<b>10,472.35</b>	<b>6</b>	<b>93,217.39</b>	<b>55</b>	<b>0.00</b>	<b>169,593.49</b>	<b>76,376.10</b>
<b>EXPENDITURES</b>										
5001 SALARIES AND WAGES	81,383.90	933,644.80	69	115,832.60	8	1,126,306.62	76	0.00	1,473,769.00	347,462.38
5010 COMMODITIES	2,255.14	10,350.67	73	893.31	5	14,930.54	89	0.00	16,852.00	1,921.46
5020 SERVICES	1,843.53	26,248.07	78	9,317.29	16	42,733.36	75	0.00	56,808.00	14,074.64
8000 CAPITAL OUTLAY	0.00	0.00	0	0.00	0	5,307.25	100	0.00	5,307.49	0.24
<b>TOTAL EXPENDITURES</b>	<b>85,482.57</b>	<b>970,243.54</b>	<b>69</b>	<b>126,043.20</b>	<b>8</b>	<b>1,189,277.77</b>	<b>77</b>	<b>0.00</b>	<b>1,552,736.49</b>	<b>363,458.72</b>
<b>NET CHANGE IN FUND BALANCE</b>	<b>-84,759.57</b>	<b>-891,105.36</b>		<b>-115,570.85</b>		<b>-1,096,060.38</b>		<b>0.00</b>	<b>-1,383,143.00</b>	<b>-287,082.62</b>





**FUND DEPT 1080-040 : GENERAL CORPORATE - SHERIFF**

11/13/2023 10:03:21 AM

**PERIOD ENDING 10/31/2023**

	ACTUAL LAST YEAR			ACTUAL THIS YEAR				ENCUMBRANCE	BUDGET	UNENCUMBERED BALANCE
	CURRENT MONTH	YEAR TO DATE	%	CURRENT MONTH	%	YEAR TO DATE	%			
<b>REVENUES</b>										
4004 INTERGOVERNMENTAL REVENUE	111,172.18	934,032.06	78	15,473.07	1	601,988.10	51	0.00	1,188,583.00	586,594.90
4005 FINES AND FORFEITURES	2,061.50	17,778.43	59	866.03	3	13,959.79	47	0.00	30,000.00	16,040.21
4007 CHARGES FOR SERVICES	8,534.10	118,245.55	62	11,141.29	8	106,718.89	74	0.00	145,000.00	38,281.11
4009 MISCELLANEOUS REVENUES	41,590.00	87,931.09	182	0.00	0	170,369.84	115	0.00	147,507.84	-22,862.00
<b>TOTAL REVENUES</b>	<b>163,357.78</b>	<b>1,157,987.13</b>	<b>79</b>	<b>27,480.39</b>	<b>2</b>	<b>893,036.62</b>	<b>59</b>	<b>0.00</b>	<b>1,511,090.84</b>	<b>618,054.22</b>
<b>EXPENDITURES</b>										
5001 SALARIES AND WAGES	29,182.10	229,571.64	79	23,716.46	8	250,516.72	82	0.00	307,221.00	56,704.28
5002 LAW ENFORCEMENT SALARIES	346,317.93	3,622,153.63	80	385,438.48	8	3,961,431.75	82	0.00	4,855,398.00	893,966.25
5003 FRINGE BENEFITS	0.00	537.78	93	0.00	0	0.00	0	0.00	0.00	0.00
5010 COMMODITIES	5,639.46	264,192.90	94	51,078.66	13	325,391.21	86	0.00	379,019.00	53,627.79
5020 SERVICES	170,529.66	981,882.95	99	231,533.02	21	1,072,184.08	97	0.00	1,101,362.00	29,177.92
8000 CAPITAL OUTLAY	15,500.00	317,135.52	87	0.00	0	240,810.00	75	0.00	323,095.84	82,285.84
<b>TOTAL EXPENDITURES</b>	<b>567,169.15</b>	<b>5,415,474.42</b>	<b>84</b>	<b>691,766.62</b>	<b>10</b>	<b>5,850,333.76</b>	<b>84</b>	<b>0.00</b>	<b>6,966,095.84</b>	<b>1,115,762.08</b>
<b>OTHER FINANCING SOURCES (USES)</b>										
6001 OTHER FINANCING SOURCES	0.00	665.75	0	0.00	0	0.00	0	0.00	0.00	0.00
<b>TOTAL OTHER FINANCING SOURCES (USES)</b>	<b>0.00</b>	<b>665.75</b>		<b>0.00</b>		<b>0.00</b>		<b>0.00</b>	<b>0.00</b>	<b>0.00</b>
<b>NET CHANGE IN FUND BALANCE</b>	<b>-403,811.37</b>	<b>-4,256,821.54</b>		<b>-664,286.23</b>		<b>-4,957,297.14</b>		<b>0.00</b>	<b>-5,455,005.00</b>	<b>-497,707.86</b>



FUND DEPT 1080-041 : GENERAL CORPORATE - STATES ATTORNEY

11/13/2023 10:03:21 AM

PERIOD ENDING 10/31/2023

	ACTUAL LAST YEAR			ACTUAL THIS YEAR				ENCUMBRANCE	BUDGET	UNENCUMBERED BALANCE
	CURRENT MONTH	YEAR TO DATE	%	CURRENT MONTH	%	YEAR TO DATE	%			
<b>REVENUES</b>										
4004 INTERGOVERNMENTAL REVENUE	0.00	144,798.69	68	23,088.78	11	186,782.51	85	0.00	219,754.00	32,971.49
4005 FINES AND FORFEITURES	33,844.67	426,998.87	70	43,487.13	7	327,267.60	54	0.00	610,000.00	282,732.40
4007 CHARGES FOR SERVICES	5,726.00	50,143.35	59	7,308.12	9	61,827.96	73	0.00	85,000.00	23,172.04
4009 MISCELLANEOUS REVENUES	0.00	0.00	0	0.00	0	1,070.50	0	0.00	0.00	-1,070.50
<b>TOTAL REVENUES</b>	<b>39,570.67</b>	<b>621,940.91</b>	<b>68</b>	<b>73,884.03</b>	<b>8</b>	<b>576,948.57</b>	<b>63</b>	<b>0.00</b>	<b>914,754.00</b>	<b>337,805.43</b>
<b>EXPENDITURES</b>										
5001 SALARIES AND WAGES	198,851.84	1,940,947.37	80	193,564.80	8	1,998,807.72	78	0.00	2,553,942.00	555,134.28
5010 COMMODITIES	2,661.20	33,567.10	79	2,280.85	4	42,617.71	74	0.00	57,716.51	15,098.80
5020 SERVICES	9,377.26	102,547.49	76	9,050.50	7	117,224.81	88	0.00	132,983.49	15,758.68
<b>TOTAL EXPENDITURES</b>	<b>210,890.30</b>	<b>2,077,061.96</b>	<b>80</b>	<b>204,896.15</b>	<b>7</b>	<b>2,158,650.24</b>	<b>79</b>	<b>0.00</b>	<b>2,744,642.00</b>	<b>585,991.76</b>
<b>OTHER FINANCING SOURCES (USES)</b>										
<b>TOTAL OTHER FINANCING SOURCES (USES)</b>	<b>0.00</b>	<b>0.00</b>		<b>0.00</b>		<b>0.00</b>		<b>0.00</b>	<b>0.00</b>	<b>0.00</b>
<b>NET CHANGE IN FUND BALANCE</b>	<b>-171,319.63</b>	<b>-1,455,121.05</b>		<b>-131,012.12</b>		<b>-1,581,701.67</b>		<b>0.00</b>	<b>-1,829,888.00</b>	<b>-248,186.33</b>



**FUND DEPT 1080-042 : GENERAL CORPORATE - CORONER**

11/13/2023 10:03:21 AM

**PERIOD ENDING 10/31/2023**

	ACTUAL LAST YEAR			ACTUAL THIS YEAR				ENCUMBRANCE	BUDGET	UNENCUMBERED BALANCE
	CURRENT MONTH	YEAR TO DATE	%	CURRENT MONTH	%	YEAR TO DATE	%			
<b>REVENUES</b>										
4004 INTERGOVERNMENTAL REVENUE	0.00	11,630.00	103	0.00	0	8,495.00	50	0.00	17,130.00	8,635.00
4007 CHARGES FOR SERVICES	5,860.00	67,331.80	116	5,595.00	9	84,776.83	130	0.00	65,000.00	-19,776.83
4009 MISCELLANEOUS REVENUES	1,036.34	5,598.53	0	0.00	0	10,372.74	225	0.00	4,600.00	-5,772.74
<b>TOTAL REVENUES</b>	<b>6,896.34</b>	<b>84,560.33</b>	<b>122</b>	<b>5,595.00</b>	<b>6</b>	<b>103,644.57</b>	<b>120</b>	<b>0.00</b>	<b>86,730.00</b>	<b>-16,914.57</b>
<b>EXPENDITURES</b>										
5001 SALARIES AND WAGES	50,207.71	393,707.11	76	42,835.61	8	393,968.99	74	0.00	533,489.00	139,520.01
5003 FRINGE BENEFITS	0.00	249.00	21	0.00	0	0.00	0	0.00	1,200.00	1,200.00
5010 COMMODITIES	1,153.85	13,222.35	51	2,975.21	9	21,408.40	64	0.00	33,200.00	11,791.60
5020 SERVICES	15,667.00	153,794.78	77	21,734.08	10	156,417.71	75	0.00	209,388.00	52,970.29
<b>TOTAL EXPENDITURES</b>	<b>67,028.56</b>	<b>560,973.24</b>	<b>75</b>	<b>67,544.90</b>	<b>9</b>	<b>571,795.10</b>	<b>74</b>	<b>0.00</b>	<b>777,277.00</b>	<b>205,481.90</b>
<b>NET CHANGE IN FUND BALANCE</b>	<b>-60,132.22</b>	<b>-476,412.91</b>		<b>-61,949.90</b>		<b>-468,150.53</b>		<b>0.00</b>	<b>-690,547.00</b>	<b>-222,396.47</b>



**FUND DEPT 1080-043 : GENERAL CORPORATE - EMERGENCY MGMT AGCY (EMA)**

11/13/2023 10:03:21 AM

**PERIOD ENDING 10/31/2023**

	ACTUAL LAST YEAR			ACTUAL THIS YEAR				ENCUMBRANCE	BUDGET	UNENCUMBERED BALANCE
	CURRENT MONTH	YEAR TO DATE	%	CURRENT MONTH	%	YEAR TO DATE	%			
<b>REVENUES</b>										
4004 INTERGOVERNMENTAL REVENUE	0.00	47,746.18	79	0.00	0	0.00	0	0.00	65,000.00	65,000.00
4009 MISCELLANEOUS REVENUES	60.00	840.00	0	0.00	0	0.00	0	0.00	0.00	0.00
<b>TOTAL REVENUES</b>	<b>60.00</b>	<b>48,586.18</b>	<b>80</b>	<b>0.00</b>	<b>0</b>	<b>0.00</b>	<b>0</b>	<b>0.00</b>	<b>65,000.00</b>	<b>65,000.00</b>
<b>EXPENDITURES</b>										
5001 SALARIES AND WAGES	10,365.20	106,243.29	78	10,884.00	8	102,915.02	72	0.00	142,188.00	39,272.98
5010 COMMODITIES	0.00	5,322.26	80	185.62	5	2,576.90	65	0.00	3,978.60	1,401.70
5020 SERVICES	2,935.66	14,876.34	56	-3,919.95	-13	17,702.50	59	0.00	30,213.40	12,510.90
<b>TOTAL EXPENDITURES</b>	<b>13,300.86</b>	<b>126,441.89</b>	<b>75</b>	<b>7,149.67</b>	<b>4</b>	<b>123,194.42</b>	<b>70</b>	<b>0.00</b>	<b>176,380.00</b>	<b>53,185.58</b>
<b>NET CHANGE IN FUND BALANCE</b>	<b>-13,240.86</b>	<b>-77,855.71</b>		<b>-7,149.67</b>		<b>-123,194.42</b>		<b>0.00</b>	<b>-111,380.00</b>	<b>11,814.42</b>



FUND DEPT 1080-051 : GENERAL CORPORATE - JUVENILE DETENTION CENTER

11/13/2023 10:03:21 AM

PERIOD ENDING 10/31/2023

	ACTUAL LAST YEAR			ACTUAL THIS YEAR				ENCUMBRANCE	BUDGET	UNENCUMBERED BALANCE
	CURRENT MONTH	YEAR TO DATE	%	CURRENT MONTH	%	YEAR TO DATE	%			
<b>REVENUES</b>										
4004 INTERGOVERNMENTAL REVENUE	1,983.06	734,418.23	50	1,870.63	0	859,540.38	55	0.00	1,557,508.00	697,967.62
4009 MISCELLANEOUS REVENUES	0.00	2,860.61	0	0.00	0	30.12	0	0.00	0.00	-30.12
<b>TOTAL REVENUES</b>	<b>1,983.06</b>	<b>737,278.84</b>	<b>51</b>	<b>1,870.63</b>	<b>0</b>	<b>859,570.50</b>	<b>55</b>	<b>0.00</b>	<b>1,557,508.00</b>	<b>697,937.50</b>
<b>EXPENDITURES</b>										
5001 SALARIES AND WAGES	90,357.01	916,331.83	66	116,535.84	8	1,137,887.79	74	0.00	1,540,185.82	402,298.03
5010 COMMODITIES	2,396.77	22,986.65	60	8,092.39	10	63,568.70	79	0.00	80,011.00	16,442.30
5020 SERVICES	57,284.19	268,090.94	65	15,867.60	5	221,601.32	71	0.00	314,110.00	92,508.68
<b>TOTAL EXPENDITURES</b>	<b>150,037.97</b>	<b>1,207,409.42</b>	<b>66</b>	<b>140,495.83</b>	<b>7</b>	<b>1,423,057.81</b>	<b>74</b>	<b>0.00</b>	<b>1,934,306.82</b>	<b>511,249.01</b>
<b>OTHER FINANCING SOURCES (USES)</b>										
<b>TOTAL OTHER FINANCING SOURCES (USES)</b>	<b>0.00</b>	<b>0.00</b>		<b>0.00</b>		<b>0.00</b>		<b>0.00</b>	<b>0.00</b>	<b>0.00</b>
<b>NET CHANGE IN FUND BALANCE</b>	<b>-148,054.91</b>	<b>-470,130.58</b>		<b>-138,625.20</b>		<b>-563,487.31</b>		<b>0.00</b>	<b>-376,798.82</b>	<b>186,688.49</b>



**FUND DEPT 1080-052 : GENERAL CORPORATE - COURT SERVICES -PROBATION**

11/13/2023 10:03:21 AM

**PERIOD ENDING 10/31/2023**

	ACTUAL LAST YEAR			ACTUAL THIS YEAR				ENCUMBRANCE	BUDGET	UNENCUMBERED BALANCE
	CURRENT MONTH	YEAR TO DATE	%	CURRENT MONTH	%	YEAR TO DATE	%			
<b>REVENUES</b>										
4004 INTERGOVERNMENTAL REVENUE	0.00	594,899.78	64	0.00	0	678,725.95	69	0.00	988,271.00	309,545.05
<b>TOTAL REVENUES</b>	<b>0.00</b>	<b>594,899.78</b>	<b>64</b>	<b>0.00</b>	<b>0</b>	<b>678,725.95</b>	<b>69</b>	<b>0.00</b>	<b>988,271.00</b>	<b>309,545.05</b>
<b>EXPENDITURES</b>										
5001 SALARIES AND WAGES	134,027.07	1,294,721.12	76	151,101.34	8	1,484,786.10	80	0.00	1,862,821.18	378,035.08
5010 COMMODITIES	355.05	10,760.18	62	511.66	3	9,029.66	49	0.00	18,255.00	9,225.34
5020 SERVICES	182.80	4,788.08	49	178.84	2	4,006.74	41	0.00	9,800.00	5,793.26
<b>TOTAL EXPENDITURES</b>	<b>134,564.92</b>	<b>1,310,269.38</b>	<b>76</b>	<b>151,791.84</b>	<b>8</b>	<b>1,497,822.50</b>	<b>79</b>	<b>0.00</b>	<b>1,890,876.18</b>	<b>393,053.68</b>
<b>OTHER FINANCING SOURCES (USES)</b>										
<b>TOTAL OTHER FINANCING SOURCES (USES)</b>	<b>0.00</b>	<b>0.00</b>		<b>0.00</b>		<b>0.00</b>		<b>0.00</b>	<b>0.00</b>	<b>0.00</b>
<b>NET CHANGE IN FUND BALANCE</b>	<b>-134,564.92</b>	<b>-715,369.60</b>		<b>-151,791.84</b>		<b>-819,096.55</b>		<b>0.00</b>	<b>-902,605.18</b>	<b>-83,508.63</b>



**FUND DEPT 1080-057 : GENERAL CORPORATE - DEPUTY SHERIFF MERIT COMM**

11/13/2023 10:03:21 AM

**PERIOD ENDING 10/31/2023**

	ACTUAL LAST YEAR			ACTUAL THIS YEAR				ENCUMBRANCE	BUDGET	UNENCUMBERED BALANCE
	CURRENT MONTH	YEAR TO DATE	%	CURRENT MONTH	%	YEAR TO DATE	%			
<b>REVENUES</b>										
4009 MISCELLANEOUS REVENUES	0.00	2,880.00	0	0.00	0	0.00	0	0.00	0.00	0.00
<b>TOTAL REVENUES</b>	<b>0.00</b>	<b>2,880.00</b>	<b>0</b>	<b>0.00</b>	<b>0</b>	<b>0.00</b>	<b>0</b>	<b>0.00</b>	<b>0.00</b>	<b>0.00</b>
<b>EXPENDITURES</b>										
5001 SALARIES AND WAGES	0.00	225.00	24	135.00	14	135.00	14	0.00	950.00	815.00
5020 SERVICES	1,276.00	24,265.06	98	2,649.06	9	31,944.50	106	0.00	30,210.00	-1,734.50
<b>TOTAL EXPENDITURES</b>	<b>1,276.00</b>	<b>24,490.06</b>	<b>96</b>	<b>2,784.06</b>	<b>9</b>	<b>32,079.50</b>	<b>103</b>	<b>0.00</b>	<b>31,160.00</b>	<b>-919.50</b>
<b>NET CHANGE IN FUND BALANCE</b>	<b>-1,276.00</b>	<b>-21,610.06</b>		<b>-2,784.06</b>		<b>-32,079.50</b>		<b>0.00</b>	<b>-31,160.00</b>	<b>919.50</b>



**FUND DEPT 1080-059 : GENERAL CORPORATE - FACILITIES PLANNING**

11/13/2023 10:03:21 AM

**PERIOD ENDING 10/31/2023**

	ACTUAL LAST YEAR			ACTUAL THIS YEAR				ENCUMBRANCE	BUDGET	UNENCUMBERED BALANCE
	CURRENT MONTH	YEAR TO DATE	%	CURRENT MONTH	%	YEAR TO DATE	%			
<b>EXPENDITURES</b>										
<b>TOTAL EXPENDITURES</b>	0.00	0.00	0	0.00	0	0.00	0	0.00	0.00	0.00
<b>NET CHANGE IN FUND BALANCE</b>	0.00	0.00		0.00		0.00		0.00	0.00	0.00





**FUND DEPT 1080-060 : GENERAL CORPORATE - HIGHWAY**

11/13/2023 10:03:21 AM

**PERIOD ENDING 10/31/2023**

	ACTUAL LAST YEAR			ACTUAL THIS YEAR				ENCUMBRANCE	BUDGET	UNENCUMBERED BALANCE
	CURRENT MONTH	YEAR TO DATE	%	CURRENT MONTH	%	YEAR TO DATE	%			
<b>EXPENDITURES</b>										
<b>TOTAL EXPENDITURES</b>	0.00	0.00	0	0.00	0	0.00	0	0.00	0.00	0.00
<b>NET CHANGE IN FUND BALANCE</b>	0.00	0.00		0.00		0.00		0.00	0.00	0.00



PERIOD ENDING 10/31/2023

	ACTUAL LAST YEAR			ACTUAL THIS YEAR				ENCUMBRANCE	BUDGET	UNENCUMBERED BALANCE
	CURRENT MONTH	YEAR TO DATE	%	CURRENT MONTH	%	YEAR TO DATE	%			
<b>REVENUES</b>										
4007 CHARGES FOR SERVICES	5,318.90	13,497.84	23	5,894.40	10	24,985.63	42	0.00	59,000.00	34,014.37
4009 MISCELLANEOUS REVENUES	0.00	14,513.61	43	44.85	0	6,428.41	0	0.00	0.00	-6,428.41
4010 RENTS AND ROYALTIES	18,106.88	750,049.96	84	43,622.18	5	806,715.44	98	0.00	824,084.00	17,368.56
<b>TOTAL REVENUES</b>	<b>23,425.78</b>	<b>778,061.41</b>	<b>79</b>	<b>49,561.43</b>	<b>6</b>	<b>838,129.48</b>	<b>95</b>	<b>0.00</b>	<b>883,084.00</b>	<b>44,954.52</b>
<b>EXPENDITURES</b>										
5001 SALARIES AND WAGES	112,432.80	824,402.59	78	85,084.46	8	848,845.97	76	0.00	1,114,032.00	265,186.03
5010 COMMODITIES	5,412.56	111,017.52	84	14,129.61	9	116,468.46	74	0.00	156,445.09	39,976.63
5020 SERVICES	50,515.85	668,731.33	39	43,292.47	4	706,354.18	68	0.00	1,036,014.91	329,660.73
5050 INTEREST AND FISCAL CHARGES	0.00	4,637.50	3	0.00	0	3,106.25	2	0.00	181,263.00	178,156.75
8000 CAPITAL OUTLAY	0.00	0.00	0	0.00	0	450,010.00	100	0.00	450,010.00	0.00
<b>TOTAL EXPENDITURES</b>	<b>168,361.21</b>	<b>1,608,788.94</b>	<b>52</b>	<b>142,506.54</b>	<b>5</b>	<b>2,124,784.86</b>	<b>72</b>	<b>0.00</b>	<b>2,937,765.00</b>	<b>812,980.14</b>
<b>OTHER FINANCING SOURCES (USES)</b>										
7001 OTHER FINANCING USES	0.00	0.00	0	0.00	0	0.00	0	0.00	-1,559,990.00	-1,559,990.00
<b>TOTAL OTHER FINANCING SOURCES (USES)</b>	<b>0.00</b>	<b>0.00</b>		<b>0.00</b>		<b>0.00</b>		<b>0.00</b>	<b>-1,559,990.00</b>	<b>-1,559,990.00</b>
<b>NET CHANGE IN FUND BALANCE</b>	<b>-144,935.43</b>	<b>-830,727.53</b>		<b>-92,945.11</b>		<b>-1,286,655.38</b>		<b>0.00</b>	<b>-3,614,671.00</b>	<b>-2,328,015.62</b>



**FUND DEPT 1080-072 : GENERAL CORPORATE - ADA COMPLIANCE**

11/13/2023 10:03:21 AM

**PERIOD ENDING 10/31/2023**

	ACTUAL LAST YEAR			ACTUAL THIS YEAR				ENCUMBRANCE	BUDGET	UNENCUMBERED BALANCE
	CURRENT MONTH	YEAR TO DATE	%	CURRENT MONTH	%	YEAR TO DATE	%			
<b>EXPENDITURES</b>										
<b>TOTAL EXPENDITURES</b>	0.00	0.00	0	0.00	0	0.00	0	0.00	0.00	0.00
<b>NET CHANGE IN FUND BALANCE</b>	0.00	0.00		0.00		0.00		0.00	0.00	0.00



FUND DEPT 1080-075 : GENERAL CORPORATE - GENERAL COUNTY

11/13/2023 10:03:21 AM

PERIOD ENDING 10/31/2023

	ACTUAL LAST YEAR			ACTUAL THIS YEAR				ENCUMBRANCE	BUDGET	UNENCUMBERED BALANCE
	CURRENT MONTH	YEAR TO DATE	%	CURRENT MONTH	%	YEAR TO DATE	%			
<b>REVENUES</b>										
4001 PROPERTY TAX	2,285,896.74	12,637,051.80	95	0.00	0	15,468,517.85	93	0.00	16,618,524.00	1,150,006.15
4002 LOCAL SALES TAX	0.00	14,093.87	25	2,694.02	8	18,688.14	55	0.00	34,000.00	15,311.86
4003 OTHER TAXES	3,664.71	29,968.61	300	4,527.62	13	36,025.10	103	0.00	35,000.00	-1,025.10
4004 INTERGOVERNMENTAL REVENUE	152,327.84	11,978,832.59	78	1,697,683.19	10	12,638,320.65	73	0.00	17,352,201.00	4,713,880.35
4007 CHARGES FOR SERVICES	360.00	2,740.00	9	0.00	0	-21,480.00	-72	0.00	30,000.00	51,480.00
4008 INVESTMENT EARNINGS	57,436.65	190,556.85	190 6	72,647.01	182	310,410.91	776	0.00	40,000.00	-270,410.91
4009 MISCELLANEOUS REVENUES	0.00	2,055.38	0	678,527.15	0	678,527.15	0	0.00	0.00	-678,527.15
<b>TOTAL REVENUES</b>	<b>2,499,685.94</b>	<b>24,855,299.10</b>	<b>86</b>	<b>2,456,078.99</b>	<b>7</b>	<b>29,129,009.80</b>	<b>85</b>	<b>0.00</b>	<b>34,109,725.00</b>	<b>4,980,715.20</b>
<b>EXPENDITURES</b>										
5003 FRINGE BENEFITS	235,020.72	2,229,750.98	68	1,810.20	0	2,201,416.88	59	0.00	3,702,654.00	1,501,237.12
5009 GEN GOV - FINANCIAL ADMIN	0.00	0.00	0	0.00	0	0.00	0	0.00	-487,000.00	-487,000.00
5020 SERVICES	72,599.86	296,086.73	71	16,556.75	7	177,112.94	70	35,500.00	254,170.00	41,557.06
5050 INTEREST AND FISCAL CHARGES	0.00	0.00	0	0.00	0	0.00	0	0.00	2,000.00	2,000.00
<b>TOTAL EXPENDITURES</b>	<b>307,620.58</b>	<b>2,525,837.71</b>	<b>68</b>	<b>18,366.95</b>	<b>1</b>	<b>2,378,529.82</b>	<b>69</b>	<b>35,500.00</b>	<b>3,471,824.00</b>	<b>1,057,794.18</b>
<b>OTHER FINANCING SOURCES (USES)</b>										
6001 OTHER FINANCING SOURCES	0.00	0.00	0	0.00	0	0.00	0	0.00	109,702.00	109,702.00
7001 OTHER FINANCING USES	0.00	0.00	0	0.00	0	0.00	0	0.00	-2,091,363.00	-2,091,363.00
<b>TOTAL OTHER FINANCING SOURCES (USES)</b>	<b>0.00</b>	<b>0.00</b>		<b>0.00</b>		<b>0.00</b>		<b>0.00</b>	<b>-1,981,661.00</b>	<b>-1,981,661.00</b>
<b>NET CHANGE IN FUND BALANCE</b>	<b>2,192,065.36</b>	<b>22,329,461.39</b>		<b>2,437,712.04</b>		<b>26,750,479.98</b>		<b>-35,500.00</b>	<b>28,656,240.00</b>	<b>1,941,260.02</b>



**FUND DEPT 1080-077 : GENERAL CORPORATE - ZONING AND ENFORCE (P&Z)**

11/13/2023 10:03:21 AM

**PERIOD ENDING 10/31/2023**

	ACTUAL LAST YEAR			ACTUAL THIS YEAR				ENCUMBRANCE	BUDGET	UNENCUMBERED BALANCE
	CURRENT MONTH	YEAR TO DATE	%	CURRENT MONTH	%	YEAR TO DATE	%			
<b>REVENUES</b>										
4006 LICENSES AND PERMITS	11,553.00	41,634.00	19	3,856.50	2	69,962.50	32	0.00	217,006.00	147,043.50
4007 CHARGES FOR SERVICES	8,920.00	15,242.00	120	7,760.00	92	41,965.00	496	0.00	8,461.00	-33,504.00
<b>TOTAL REVENUES</b>	<b>20,473.00</b>	<b>56,876.00</b>	<b>25</b>	<b>11,616.50</b>	<b>5</b>	<b>111,927.50</b>	<b>50</b>	<b>0.00</b>	<b>225,467.00</b>	<b>113,539.50</b>
<b>EXPENDITURES</b>										
5001 SALARIES AND WAGES	26,341.93	318,302.13	63	27,699.51	5	285,430.51	56	0.00	505,745.00	220,314.49
5010 COMMODITIES	84.00	3,571.84	70	13.42	0	3,403.66	66	0.00	5,125.00	1,721.34
5020 SERVICES	4,746.94	12,960.55	63	725.39	3	10,402.19	50	0.00	20,727.00	10,324.81
<b>TOTAL EXPENDITURES</b>	<b>31,172.87</b>	<b>334,834.52</b>	<b>63</b>	<b>28,438.32</b>	<b>5</b>	<b>299,236.36</b>	<b>56</b>	<b>0.00</b>	<b>531,597.00</b>	<b>232,360.64</b>
<b>NET CHANGE IN FUND BALANCE</b>	<b>-10,699.87</b>	<b>-277,958.52</b>		<b>-16,821.82</b>		<b>-187,308.86</b>		<b>0.00</b>	<b>-306,130.00</b>	<b>-118,821.14</b>



**FUND DEPT 1080-124 : GENERAL CORPORATE - REGIONAL OFFICE EDUCATION**

11/13/2023 10:03:21 AM

**PERIOD ENDING 10/31/2023**

	ACTUAL LAST YEAR			ACTUAL THIS YEAR				ENCUMBRANCE	BUDGET	UNENCUMBERED BALANCE
	CURRENT MONTH	YEAR TO DATE	%	CURRENT MONTH	%	YEAR TO DATE	%			
<b>EXPENDITURES</b>										
5020 SERVICES	0.00	195,185.02	83	0.00	0	200,683.60	83	0.00	240,821.00	40,137.40
<b>TOTAL EXPENDITURES</b>	<b>0.00</b>	<b>195,185.02</b>	<b>83</b>	<b>0.00</b>	<b>0</b>	<b>200,683.60</b>	<b>83</b>	<b>0.00</b>	<b>240,821.00</b>	<b>40,137.40</b>
<b>NET CHANGE IN FUND BALANCE</b>	<b>0.00</b>	<b>-195,185.02</b>		<b>0.00</b>		<b>-200,683.60</b>		<b>0.00</b>	<b>-240,821.00</b>	<b>-40,137.40</b>



**FUND DEPT 1080-127 : GENERAL CORPORATE - VETERANS ASSISTNC COMMSN**

11/13/2023 10:03:21 AM

**PERIOD ENDING 10/31/2023**

	ACTUAL LAST YEAR			ACTUAL THIS YEAR				ENCUMBRANCE	BUDGET	UNENCUMBERED BALANCE
	CURRENT MONTH	YEAR TO DATE	%	CURRENT MONTH	%	YEAR TO DATE	%			
<b>REVENUES</b>										
4009 MISCELLANEOUS REVENUES	0.00	0.00	0	0.00	0	5,500.00	100	0.00	5,500.00	0.00
<b>TOTAL REVENUES</b>	<b>0.00</b>	<b>0.00</b>	<b>0</b>	<b>0.00</b>	<b>0</b>	<b>5,500.00</b>	<b>100</b>	<b>0.00</b>	<b>5,500.00</b>	<b>0.00</b>
<b>EXPENDITURES</b>										
5001 SALARIES AND WAGES	3,680.64	37,496.52	78	3,074.56	5	46,633.50	82	0.00	56,959.00	10,325.50
5010 COMMODITIES	0.00	0.00	0	0.00	0	60.27	100	0.00	60.27	0.00
5020 SERVICES	3,604.30	65,805.77	74	4,530.00	5	66,659.72	76	0.00	87,138.73	20,479.01
<b>TOTAL EXPENDITURES</b>	<b>7,284.94</b>	<b>103,302.29</b>	<b>75</b>	<b>7,604.56</b>	<b>5</b>	<b>113,353.49</b>	<b>79</b>	<b>0.00</b>	<b>144,158.00</b>	<b>30,804.51</b>
<b>NET CHANGE IN FUND BALANCE</b>	<b>-7,284.94</b>	<b>-103,302.29</b>		<b>-7,604.56</b>		<b>-107,853.49</b>		<b>0.00</b>	<b>-138,658.00</b>	<b>-30,804.51</b>



FUND DEPT 1080-130 : GENERAL CORPORATE - CIRC CLK SUPPORT ENFORCE

11/13/2023 10:03:21 AM

PERIOD ENDING 10/31/2023

	ACTUAL LAST YEAR			ACTUAL THIS YEAR				ENCUMBRANCE	BUDGET	UNENCUMBERED BALANCE
	CURRENT MONTH	YEAR TO DATE	%	CURRENT MONTH	%	YEAR TO DATE	%			
<b>REVENUES</b>										
4004 INTERGOVERNMENTAL REVENUE	9,597.00	9,597.00	74	0.00	0	11,214.00	93	0.00	12,000.00	786.00
<b>TOTAL REVENUES</b>	<b>9,597.00</b>	<b>9,597.00</b>	<b>74</b>	<b>0.00</b>	<b>0</b>	<b>11,214.00</b>	<b>93</b>	<b>0.00</b>	<b>12,000.00</b>	<b>786.00</b>
<b>EXPENDITURES</b>										
5001 SALARIES AND WAGES	0.00	0.00	0	0.00	0	0.00	0	0.00	12,000.00	12,000.00
<b>TOTAL EXPENDITURES</b>	<b>0.00</b>	<b>0.00</b>	<b>0</b>	<b>0.00</b>	<b>0</b>	<b>0.00</b>	<b>0</b>	<b>0.00</b>	<b>12,000.00</b>	<b>12,000.00</b>
<b>OTHER FINANCING SOURCES (USES)</b>										
<b>TOTAL OTHER FINANCING SOURCES (USES)</b>	<b>0.00</b>	<b>0.00</b>		<b>0.00</b>		<b>0.00</b>		<b>0.00</b>	<b>0.00</b>	<b>0.00</b>
<b>NET CHANGE IN FUND BALANCE</b>	<b>9,597.00</b>	<b>9,597.00</b>		<b>0.00</b>		<b>11,214.00</b>		<b>0.00</b>	<b>0.00</b>	<b>-11,214.00</b>





FUND DEPT 1080-140 : GENERAL CORPORATE - CORRECTIONAL CENTER

11/13/2023 10:03:21 AM

PERIOD ENDING 10/31/2023

	ACTUAL LAST YEAR			ACTUAL THIS YEAR				ENCUMBRANCE	BUDGET	UNENCUMBERED BALANCE
	CURRENT MONTH	YEAR TO DATE	%	CURRENT MONTH	%	YEAR TO DATE	%			
<b>REVENUES</b>										
4004 INTERGOVERNMENTAL REVENUE	1,048.60	320,937.85	103	18,832.00	20	53,302.25	55	0.00	96,340.00	43,037.75
4007 CHARGES FOR SERVICES	40,394.70	284,315.88	67	29,823.58	9	279,671.70	80	0.00	350,000.00	70,328.30
4009 MISCELLANEOUS REVENUES	5,908.47	50,018.53	222	1,200.00	2	37,541.62	71	0.00	53,000.00	15,458.38
<b>TOTAL REVENUES</b>	<b>47,351.77</b>	<b>655,272.26</b>	<b>86</b>	<b>49,855.58</b>	<b>10</b>	<b>370,515.57</b>	<b>74</b>	<b>0.00</b>	<b>499,340.00</b>	<b>128,824.43</b>
<b>EXPENDITURES</b>										
5001 SALARIES AND WAGES	234,882.11	2,478,348.39	78	263,827.21	7	2,844,421.33	70	0.00	4,041,057.00	1,196,635.67
5002 LAW ENFORCEMENT SALARIES	119,142.98	1,416,072.79	67	101,270.12	6	1,088,764.71	69	0.00	1,577,371.00	488,606.29
5003 FRINGE BENEFITS	0.00	572.20	89	0.00	0	0.00	0	0.00	0.00	0.00
5010 COMMODITIES	22,387.04	225,379.64	85	60,049.40	9	603,189.05	93	0.00	646,549.49	43,360.44
5020 SERVICES	383,428.66	3,048,134.32	79	395,999.02	9	3,777,813.66	89	0.00	4,239,694.52	461,880.86
8000 CAPITAL OUTLAY	0.00	0.00	0	0.00	0	5,148.99	100	0.00	5,148.99	0.00
<b>TOTAL EXPENDITURES</b>	<b>759,840.79</b>	<b>7,168,507.34</b>	<b>76</b>	<b>821,145.75</b>	<b>8</b>	<b>8,319,337.74</b>	<b>79</b>	<b>0.00</b>	<b>10,509,821.00</b>	<b>2,190,483.26</b>
<b>OTHER FINANCING SOURCES (USES)</b>										
6001 OTHER FINANCING SOURCES	0.00	10.00	0	0.00	0	0.00	0	0.00	1,419,251.00	1,419,251.00
<b>TOTAL OTHER FINANCING SOURCES (USES)</b>	<b>0.00</b>	<b>10.00</b>		<b>0.00</b>		<b>0.00</b>		<b>0.00</b>	<b>1,419,251.00</b>	<b>1,419,251.00</b>
<b>NET CHANGE IN FUND BALANCE</b>	<b>-712,489.02</b>	<b>-6,513,225.08</b>		<b>-771,290.17</b>		<b>-7,948,822.17</b>		<b>0.00</b>	<b>-8,591,230.00</b>	<b>-642,407.83</b>



**FUND DEPT 1080-141 : GENERAL CORPORATE - STS ATTY SUPPORT ENFORCE**

11/13/2023 10:03:21 AM

**PERIOD ENDING 10/31/2023**

	ACTUAL LAST YEAR			ACTUAL THIS YEAR				ENCUMBRANCE	BUDGET	UNENCUMBERED BALANCE
	CURRENT MONTH	YEAR TO DATE	%	CURRENT MONTH	%	YEAR TO DATE	%			
<b>REVENUES</b>										
4004 INTERGOVERNMENTAL REVENUE	0.00	162,999.22	50	13,569.92	4	279,242.65	84	0.00	331,315.00	52,072.35
<b>TOTAL REVENUES</b>	<b>0.00</b>	<b>162,999.22</b>	<b>50</b>	<b>13,569.92</b>	<b>4</b>	<b>279,242.65</b>	<b>84</b>	<b>0.00</b>	<b>331,315.00</b>	<b>52,072.35</b>
<b>EXPENDITURES</b>										
5001 SALARIES AND WAGES	21,899.78	189,940.57	81	19,699.79	7	178,731.50	67	0.00	265,812.00	87,080.50
5003 FRINGE BENEFITS	6,221.35	61,609.73	69	2,003.50	2	52,229.58	58	0.00	90,244.00	38,014.42
5010 COMMODITIES	36.77	2,461.76	53	153.28	3	1,264.28	21	0.00	6,043.30	4,779.02
5020 SERVICES	4,551.69	5,902.68	18	4,456.62	14	5,452.04	17	0.00	32,956.70	27,504.66
<b>TOTAL EXPENDITURES</b>	<b>32,709.59</b>	<b>259,914.74</b>	<b>72</b>	<b>26,313.19</b>	<b>7</b>	<b>237,677.40</b>	<b>60</b>	<b>0.00</b>	<b>395,056.00</b>	<b>157,378.60</b>
<b>NET CHANGE IN FUND BALANCE</b>	<b>-32,709.59</b>	<b>-96,915.52</b>		<b>-12,743.27</b>		<b>41,565.25</b>		<b>0.00</b>	<b>-63,741.00</b>	<b>-105,306.25</b>




FUND DEPT 2060-100 : RPC - POLICE TRAINING - REGIONAL PLANNING COMMISSION

11/13/2023 10:03:21 AM

PERIOD ENDING 10/31/2023

	ACTUAL LAST YEAR			ACTUAL THIS YEAR				ENCUMBRANCE	BUDGET	UNENCUMBERED BALANCE
	CURRENT MONTH	YEAR TO DATE	%	CURRENT MONTH	%	YEAR TO DATE	%			
<b>REVENUES</b>										
4004 INTERGOVERNMENTAL REVENUE	0.00	0.00	0	114,689.17	54	114,689.17	54	0.00	213,666.00	98,976.83
4007 CHARGES FOR SERVICES	0.00	0.00	0	0.00	0	0.00	0	0.00	5,000.00	5,000.00
<b>TOTAL REVENUES</b>	<b>0.00</b>	<b>0.00</b>	<b>0</b>	<b>114,689.17</b>	<b>52</b>	<b>114,689.17</b>	<b>52</b>	<b>0.00</b>	<b>218,666.00</b>	<b>103,976.83</b>
<b>EXPENDITURES</b>										
5001 SALARIES AND WAGES	0.00	0.00	0	11,824.21	18	36,878.16	56	0.00	66,386.00	29,507.84
5003 FRINGE BENEFITS	0.00	0.00	0	1,235.64	9	6,907.84	49	0.00	14,132.00	7,224.16
5010 COMMODITIES	0.00	0.00	0	0.00	0	123.87	1	0.00	10,800.00	10,676.13
5020 SERVICES	0.00	0.00	0	22,671.64	18	45,015.00	35	21,000.00	129,525.00	63,510.00
<b>TOTAL EXPENDITURES</b>	<b>0.00</b>	<b>0.00</b>	<b>0</b>	<b>35,731.49</b>	<b>16</b>	<b>88,924.87</b>	<b>40</b>	<b>21,000.00</b>	<b>220,843.00</b>	<b>110,918.13</b>
<b>OTHER FINANCING SOURCES (USES)</b>										
6001 OTHER FINANCING SOURCES	0.00	0.00	0	22,937.83	66	22,937.83	66	0.00	35,000.00	12,062.17
7001 OTHER FINANCING USES	0.00	0.00	0	0.00	0	0.00	0	0.00	-32,823.00	-32,823.00
<b>TOTAL OTHER FINANCING SOURCES (USES)</b>	<b>0.00</b>	<b>0.00</b>		<b>22,937.83</b>		<b>22,937.83</b>		<b>0.00</b>	<b>2,177.00</b>	<b>-20,760.83</b>
<b>NET CHANGE IN FUND BALANCE</b>	<b>0.00</b>	<b>0.00</b>		<b>101,895.51</b>		<b>48,702.13</b>		<b>-21,000.00</b>	<b>0.00</b>	<b>-27,702.13</b>



**FUND DEPT 2075-100 : REGIONAL PLANNING COMM - REGIONAL PLANNING COMMISSION**

11/13/2023 10:03:21 AM

**PERIOD ENDING 10/31/2023**

	ACTUAL LAST YEAR			ACTUAL THIS YEAR				ENCUMBRANCE	BUDGET	UNENCUMBERED BALANCE
	CURRENT MONTH	YEAR TO DATE	%	CURRENT MONTH	%	YEAR TO DATE	%			
<b>REVENUES</b>										
4004 INTERGOVERNMENTAL REVENUE	1,983,149.17	16,262,661.03	57	1,225,428.67	4	14,955,309.65	48	0.00	30,876,404.00	15,921,094.35
4007 CHARGES FOR SERVICES	126,760.66	1,069,356.63	55	271,696.07	14	1,452,594.13	76	0.00	1,921,700.00	469,105.87
4008 INVESTMENT EARNINGS	5,941.14	22,015.95	0	10,822.53	212	66,901.71	131 2	0.00	5,100.00	-61,801.71
4009 MISCELLANEOUS REVENUES	40,000.00	64,498.00	70	20,000.00	23	43,230.26	50	0.00	86,500.00	43,269.74
<b>TOTAL REVENUES</b>	<b>2,155,850.97</b>	<b>17,418,531.61</b>	<b>57</b>	<b>1,527,947.27</b>	<b>5</b>	<b>16,518,035.75</b>	<b>50</b>	<b>0.00</b>	<b>32,889,704.00</b>	<b>16,371,668.25</b>
<b>EXPENDITURES</b>										
5001 SALARIES AND WAGES	480,665.15	4,744,106.03	60	374,569.50	5	4,423,006.97	55	0.00	7,984,589.74	3,561,582.77
5003 FRINGE BENEFITS	134,205.36	1,226,384.17	70	39,056.92	2	1,087,193.64	60	0.00	1,807,445.00	720,251.36
5010 COMMODITIES	8,356.22	312,695.38	52	3,530.72	1	158,451.62	26	0.00	601,845.00	443,393.38
5020 SERVICES	1,840,571.51	12,888,497.72	65	1,563,725.86	7	11,893,076.23	54	0.00	21,954,774.85	10,061,698.62
8000 CAPITAL OUTLAY	0.00	73,164.44	15	0.00	0	27,063.26	12	0.00	220,000.00	192,936.74
<b>TOTAL EXPENDITURES</b>	<b>2,463,798.24</b>	<b>19,244,847.74</b>	<b>63</b>	<b>1,980,883.00</b>	<b>6</b>	<b>17,588,791.72</b>	<b>54</b>	<b>0.00</b>	<b>32,568,654.59</b>	<b>14,979,862.87</b>
<b>OTHER FINANCING SOURCES (USES)</b>										
6001 OTHER FINANCING SOURCES	12,720.18	175,069.37	44	11,781.37	3	365,258.05	96	0.00	378,693.00	13,434.95
7001 OTHER FINANCING USES	-12,720.18	-147,947.93	43	-34,719.20	7	-370,097.57	75	0.00	-495,086.41	-124,988.84
<b>TOTAL OTHER FINANCING SOURCES (USES)</b>	<b>0.00</b>	<b>27,121.44</b>		<b>-22,937.83</b>		<b>-4,839.52</b>		<b>0.00</b>	<b>-116,393.41</b>	<b>-111,553.89</b>
<b>NET CHANGE IN FUND BALANCE</b>	<b>-307,947.27</b>	<b>-1,799,194.69</b>		<b>-475,873.56</b>		<b>-1,075,595.49</b>		<b>0.00</b>	<b>204,656.00</b>	<b>1,280,251.49</b>



**FUND DEPT 2076-010 : TORT IMMUNITY TAX FUND - COUNTY BOARD**

11/13/2023 10:03:21 AM

**PERIOD ENDING 10/31/2023**

	ACTUAL LAST YEAR			ACTUAL THIS YEAR				ENCUMBRANCE	BUDGET	UNENCUMBERED BALANCE
	CURRENT MONTH	YEAR TO DATE	%	CURRENT MONTH	%	YEAR TO DATE	%			
<b>EXPENDITURES</b>										
<b>TOTAL EXPENDITURES</b>	0.00	0.00	0	0.00	0	0.00	0	0.00	0.00	0.00
<b>NET CHANGE IN FUND BALANCE</b>	0.00	0.00		0.00		0.00		0.00	0.00	0.00




**FUND DEPT 2076-011 : TORT IMMUNITY TAX FUND - SOLID WASTE MGMT**

11/13/2023 10:03:21 AM

**PERIOD ENDING 10/31/2023**

	ACTUAL LAST YEAR			ACTUAL THIS YEAR				ENCUMBRANCE	BUDGET	UNENCUMBERED BALANCE
	CURRENT MONTH	YEAR TO DATE	%	CURRENT MONTH	%	YEAR TO DATE	%			
<b>EXPENDITURES</b>										
<b>TOTAL EXPENDITURES</b>	0.00	0.00	0	0.00	0	0.00	0	0.00	0.00	0.00
<b>NET CHANGE IN FUND BALANCE</b>	0.00	0.00		0.00		0.00		0.00	0.00	0.00



PERIOD ENDING 10/31/2023

	ACTUAL LAST YEAR			ACTUAL THIS YEAR				ENCUMBRANCE	BUDGET	UNENCUMBERED BALANCE
	CURRENT MONTH	YEAR TO DATE	%	CURRENT MONTH	%	YEAR TO DATE	%			
<b>EXPENDITURES</b>										
<b>TOTAL EXPENDITURES</b>	0.00	0.00	0	0.00	0	0.00	0	0.00	0.00	0.00
<b>NET CHANGE IN FUND BALANCE</b>	0.00	0.00		0.00		0.00		0.00	0.00	0.00



**FUND DEPT 2076-020 : TORT IMMUNITY TAX FUND - AUDITOR**

11/13/2023 10:03:21 AM

**PERIOD ENDING 10/31/2023**

	ACTUAL LAST YEAR			ACTUAL THIS YEAR				ENCUMBRANCE	BUDGET	UNENCUMBERED BALANCE
	CURRENT MONTH	YEAR TO DATE	%	CURRENT MONTH	%	YEAR TO DATE	%			
<b>EXPENDITURES</b>										
<b>TOTAL EXPENDITURES</b>	0.00	0.00	0	0.00	0	0.00	0	0.00	0.00	0.00
<b>NET CHANGE IN FUND BALANCE</b>	0.00	0.00		0.00		0.00		0.00	0.00	0.00





**FUND DEPT 2076-021 : TORT IMMUNITY TAX FUND - BOARD OF REVIEW**

11/13/2023 10:03:21 AM

**PERIOD ENDING 10/31/2023**

	ACTUAL LAST YEAR			ACTUAL THIS YEAR				ENCUMBRANCE	BUDGET	UNENCUMBERED BALANCE
	CURRENT MONTH	YEAR TO DATE	%	CURRENT MONTH	%	YEAR TO DATE	%			
<b>EXPENDITURES</b>										
<b>TOTAL EXPENDITURES</b>	0.00	0.00	0	0.00	0	0.00	0	0.00	0.00	0.00
<b>NET CHANGE IN FUND BALANCE</b>	0.00	0.00		0.00		0.00		0.00	0.00	0.00



**FUND DEPT 2076-022 : TORT IMMUNITY TAX FUND - COUNTY CLERK**

11/13/2023 10:03:21 AM

**PERIOD ENDING 10/31/2023**

	ACTUAL LAST YEAR			ACTUAL THIS YEAR				ENCUMBRANCE	BUDGET	UNENCUMBERED BALANCE
	CURRENT MONTH	YEAR TO DATE	%	CURRENT MONTH	%	YEAR TO DATE	%			
<b>EXPENDITURES</b>										
<b>TOTAL EXPENDITURES</b>	0.00	0.00	0	0.00	0	0.00	0	0.00	0.00	0.00
<b>NET CHANGE IN FUND BALANCE</b>	0.00	0.00		0.00		0.00		0.00	0.00	0.00



**FUND DEPT 2076-023 : TORT IMMUNITY TAX FUND - RECORDER**

11/13/2023 10:03:21 AM

**PERIOD ENDING 10/31/2023**

	ACTUAL LAST YEAR			ACTUAL THIS YEAR				ENCUMBRANCE	BUDGET	UNENCUMBERED BALANCE
	CURRENT MONTH	YEAR TO DATE	%	CURRENT MONTH	%	YEAR TO DATE	%			
<b>EXPENDITURES</b>										
<b>TOTAL EXPENDITURES</b>	0.00	0.00	0	0.00	0	0.00	0	0.00	0.00	0.00
<b>NET CHANGE IN FUND BALANCE</b>	0.00	0.00		0.00		0.00		0.00	0.00	0.00



**FUND DEPT 2076-025 : TORT IMMUNITY TAX FUND - SUPERVISOR OF ASSESSMENT**

11/13/2023 10:03:21 AM

**PERIOD ENDING 10/31/2023**

	ACTUAL LAST YEAR			ACTUAL THIS YEAR				ENCUMBRANCE	BUDGET	UNENCUMBERED BALANCE
	CURRENT MONTH	YEAR TO DATE	%	CURRENT MONTH	%	YEAR TO DATE	%			
<b>EXPENDITURES</b>										
<b>TOTAL EXPENDITURES</b>	0.00	0.00	0	0.00	0	0.00	0	0.00	0.00	0.00
<b>NET CHANGE IN FUND BALANCE</b>	0.00	0.00		0.00		0.00		0.00	0.00	0.00



**FUND DEPT 2076-026 : TORT IMMUNITY TAX FUND - COUNTY TREASURER**

11/13/2023 10:03:21 AM

**PERIOD ENDING 10/31/2023**

	ACTUAL LAST YEAR			ACTUAL THIS YEAR				ENCUMBRANCE	BUDGET	UNENCUMBERED BALANCE
	CURRENT MONTH	YEAR TO DATE	%	CURRENT MONTH	%	YEAR TO DATE	%			
<b>EXPENDITURES</b>										
<b>TOTAL EXPENDITURES</b>	0.00	0.00	0	0.00	0	0.00	0	0.00	0.00	0.00
<b>NET CHANGE IN FUND BALANCE</b>	0.00	0.00		0.00		0.00		0.00	0.00	0.00



**FUND DEPT 2076-028 : TORT IMMUNITY TAX FUND - INFORMATION TECHNOLOGY (IT)**

11/13/2023 10:03:21 AM

**PERIOD ENDING 10/31/2023**

	ACTUAL LAST YEAR			ACTUAL THIS YEAR				ENCUMBRANCE	BUDGET	UNENCUMBERED BALANCE
	CURRENT MONTH	YEAR TO DATE	%	CURRENT MONTH	%	YEAR TO DATE	%			
<b>EXPENDITURES</b>										
<b>TOTAL EXPENDITURES</b>	0.00	0.00	0	0.00	0	0.00	0	0.00	0.00	0.00
<b>NET CHANGE IN FUND BALANCE</b>	0.00	0.00		0.00		0.00		0.00	0.00	0.00



**FUND DEPT 2076-030 : TORT IMMUNITY TAX FUND - CIRCUIT CLERK**

11/13/2023 10:03:21 AM

**PERIOD ENDING 10/31/2023**

	ACTUAL LAST YEAR			ACTUAL THIS YEAR				ENCUMBRANCE	BUDGET	UNENCUMBERED BALANCE
	CURRENT MONTH	YEAR TO DATE	%	CURRENT MONTH	%	YEAR TO DATE	%			
<b>EXPENDITURES</b>										
<b>TOTAL EXPENDITURES</b>	0.00	0.00	0	0.00	0	0.00	0	0.00	0.00	0.00
<b>NET CHANGE IN FUND BALANCE</b>	0.00	0.00		0.00		0.00		0.00	0.00	0.00



**FUND DEPT 2076-031 : TORT IMMUNITY TAX FUND - CIRCUIT COURT**

11/13/2023 10:03:21 AM

**PERIOD ENDING 10/31/2023**

	ACTUAL LAST YEAR			ACTUAL THIS YEAR				ENCUMBRANCE	BUDGET	UNENCUMBERED BALANCE
	CURRENT MONTH	YEAR TO DATE	%	CURRENT MONTH	%	YEAR TO DATE	%			
<b>EXPENDITURES</b>										
<b>TOTAL EXPENDITURES</b>	0.00	0.00	0	0.00	0	0.00	0	0.00	0.00	0.00
<b>NET CHANGE IN FUND BALANCE</b>	0.00	0.00		0.00		0.00		0.00	0.00	0.00





**FUND DEPT 2076-032 : TORT IMMUNITY TAX FUND - JURY COMMISSION**

11/13/2023 10:03:21 AM

**PERIOD ENDING 10/31/2023**

	ACTUAL LAST YEAR			ACTUAL THIS YEAR				ENCUMBRANCE	BUDGET	UNENCUMBERED BALANCE
	CURRENT MONTH	YEAR TO DATE	%	CURRENT MONTH	%	YEAR TO DATE	%			
<b>EXPENDITURES</b>										
<b>TOTAL EXPENDITURES</b>	0.00	0.00	0	0.00	0	0.00	0	0.00	0.00	0.00
<b>NET CHANGE IN FUND BALANCE</b>	0.00	0.00		0.00		0.00		0.00	0.00	0.00



**FUND DEPT 2076-036 : TORT IMMUNITY TAX FUND - PUBLIC DEFENDER**

11/13/2023 10:03:21 AM

**PERIOD ENDING 10/31/2023**

	ACTUAL LAST YEAR			ACTUAL THIS YEAR				ENCUMBRANCE	BUDGET	UNENCUMBERED BALANCE
	CURRENT MONTH	YEAR TO DATE	%	CURRENT MONTH	%	YEAR TO DATE	%			
<b>EXPENDITURES</b>										
<b>TOTAL EXPENDITURES</b>	0.00	0.00	0	0.00	0	0.00	0	0.00	0.00	0.00
<b>NET CHANGE IN FUND BALANCE</b>	0.00	0.00		0.00		0.00		0.00	0.00	0.00



**FUND DEPT 2076-040 : TORT IMMUNITY TAX FUND - SHERIFF**

11/13/2023 10:03:21 AM

**PERIOD ENDING 10/31/2023**

	ACTUAL LAST YEAR			ACTUAL THIS YEAR				ENCUMBRANCE	BUDGET	UNENCUMBERED BALANCE
	CURRENT MONTH	YEAR TO DATE	%	CURRENT MONTH	%	YEAR TO DATE	%			
<b>EXPENDITURES</b>										
<b>TOTAL EXPENDITURES</b>	0.00	0.00	0	0.00	0	0.00	0	0.00	0.00	0.00
<b>NET CHANGE IN FUND BALANCE</b>	0.00	0.00		0.00		0.00		0.00	0.00	0.00



**FUND DEPT 2076-041 : TORT IMMUNITY TAX FUND - STATES ATTORNEY**

11/13/2023 10:03:21 AM

**PERIOD ENDING 10/31/2023**

	ACTUAL LAST YEAR			ACTUAL THIS YEAR				ENCUMBRANCE	BUDGET	UNENCUMBERED BALANCE
	CURRENT MONTH	YEAR TO DATE	%	CURRENT MONTH	%	YEAR TO DATE	%			
<b>EXPENDITURES</b>										
<b>TOTAL EXPENDITURES</b>	0.00	0.00	0	0.00	0	0.00	0	0.00	0.00	0.00
<b>NET CHANGE IN FUND BALANCE</b>	0.00	0.00		0.00		0.00		0.00	0.00	0.00



**FUND DEPT 2076-042 : TORT IMMUNITY TAX FUND - CORONER**

11/13/2023 10:03:21 AM

**PERIOD ENDING 10/31/2023**

	ACTUAL LAST YEAR			ACTUAL THIS YEAR				ENCUMBRANCE	BUDGET	UNENCUMBERED BALANCE
	CURRENT MONTH	YEAR TO DATE	%	CURRENT MONTH	%	YEAR TO DATE	%			
<b>EXPENDITURES</b>										
<b>TOTAL EXPENDITURES</b>	0.00	0.00	0	0.00	0	0.00	0	0.00	0.00	0.00
<b>NET CHANGE IN FUND BALANCE</b>	0.00	0.00		0.00		0.00		0.00	0.00	0.00



**FUND DEPT 2076-043 : TORT IMMUNITY TAX FUND - EMERGENCY MGMT AGCY (EMA)**

11/13/2023 10:03:21 AM

**PERIOD ENDING 10/31/2023**

	ACTUAL LAST YEAR			ACTUAL THIS YEAR				ENCUMBRANCE	BUDGET	UNENCUMBERED BALANCE
	CURRENT MONTH	YEAR TO DATE	%	CURRENT MONTH	%	YEAR TO DATE	%			
<b>EXPENDITURES</b>										
<b>TOTAL EXPENDITURES</b>	0.00	0.00	0	0.00	0	0.00	0	0.00	0.00	0.00
<b>NET CHANGE IN FUND BALANCE</b>	0.00	0.00		0.00		0.00		0.00	0.00	0.00



**FUND DEPT 2076-051 : TORT IMMUNITY TAX FUND - JUVENILE DETENTION CENTER**

11/13/2023 10:03:21 AM

**PERIOD ENDING 10/31/2023**

	ACTUAL LAST YEAR			ACTUAL THIS YEAR				ENCUMBRANCE	BUDGET	UNENCUMBERED BALANCE
	CURRENT MONTH	YEAR TO DATE	%	CURRENT MONTH	%	YEAR TO DATE	%			
<b>EXPENDITURES</b>										
<b>TOTAL EXPENDITURES</b>	0.00	0.00	0	0.00	0	0.00	0	0.00	0.00	0.00
<b>NET CHANGE IN FUND BALANCE</b>	0.00	0.00		0.00		0.00		0.00	0.00	0.00



**FUND DEPT 2076-052 : TORT IMMUNITY TAX FUND - COURT SERVICES -PROBATION**

11/13/2023 10:03:21 AM

**PERIOD ENDING 10/31/2023**

	ACTUAL LAST YEAR			ACTUAL THIS YEAR				ENCUMBRANCE	BUDGET	UNENCUMBERED BALANCE
	CURRENT MONTH	YEAR TO DATE	%	CURRENT MONTH	%	YEAR TO DATE	%			
<b>EXPENDITURES</b>										
<b>TOTAL EXPENDITURES</b>	0.00	0.00	0	0.00	0	0.00	0	0.00	0.00	0.00
<b>NET CHANGE IN FUND BALANCE</b>	0.00	0.00		0.00		0.00		0.00	0.00	0.00





**FUND DEPT 2076-057 : TORT IMMUNITY TAX FUND - DEPUTY SHERIFF MERIT COMM**

11/13/2023 10:03:21 AM

**PERIOD ENDING 10/31/2023**

	ACTUAL LAST YEAR			ACTUAL THIS YEAR				ENCUMBRANCE	BUDGET	UNENCUMBERED BALANCE
	CURRENT MONTH	YEAR TO DATE	%	CURRENT MONTH	%	YEAR TO DATE	%			
<b>EXPENDITURES</b>										
<b>TOTAL EXPENDITURES</b>	0.00	0.00	0	0.00	0	0.00	0	0.00	0.00	0.00
<b>NET CHANGE IN FUND BALANCE</b>	0.00	0.00		0.00		0.00		0.00	0.00	0.00



**FUND DEPT 2076-071 : TORT IMMUNITY TAX FUND - PUBLIC PROP (PHYS, PLNT, FAC)**

11/13/2023 10:03:21 AM

**PERIOD ENDING 10/31/2023**

	ACTUAL LAST YEAR			ACTUAL THIS YEAR				ENCUMBRANCE	BUDGET	UNENCUMBERED BALANCE
	CURRENT MONTH	YEAR TO DATE	%	CURRENT MONTH	%	YEAR TO DATE	%			
<b>EXPENDITURES</b>										
<b>TOTAL EXPENDITURES</b>	0.00	0.00	0	0.00	0	0.00	0	0.00	0.00	0.00
<b>NET CHANGE IN FUND BALANCE</b>	0.00	0.00		0.00		0.00		0.00	0.00	0.00



FUND DEPT 2076-075 : TORT IMMUNITY TAX FUND - GENERAL COUNTY

11/13/2023 10:03:21 AM

PERIOD ENDING 10/31/2023

	ACTUAL LAST YEAR			ACTUAL THIS YEAR				ENCUMBRANCE	BUDGET	UNENCUMBERED BALANCE
	CURRENT MONTH	YEAR TO DATE	%	CURRENT MONTH	%	YEAR TO DATE	%			
<b>REVENUES</b>										
4001 PROPERTY TAX	624,254.79	3,451,048.30	95	0.00	0	2,523,902.13	93	0.00	2,720,758.00	196,855.87
4008 INVESTMENT EARNINGS	2,471.21	4,247.34	0	32,172.68	0	51,785.99	0	0.00	0.00	-51,785.99
<b>TOTAL REVENUES</b>	<b>626,726.00</b>	<b>3,455,295.64</b>	<b>95</b>	<b>32,172.68</b>	<b>1</b>	<b>2,575,688.12</b>	<b>95</b>	<b>0.00</b>	<b>2,720,758.00</b>	<b>145,069.88</b>
<b>EXPENDITURES</b>										
5003 FRINGE BENEFITS	80,571.16	825,010.39	75	80,989.00	7	875,191.57	75	0.00	1,165,000.00	289,808.43
5020 SERVICES	0.00	1,334.85	0	0.00	0	0.00	0	0.00	1,433,376.00	1,433,376.00
<b>TOTAL EXPENDITURES</b>	<b>80,571.16</b>	<b>826,345.24</b>	<b>36</b>	<b>80,989.00</b>	<b>3</b>	<b>875,191.57</b>	<b>34</b>	<b>0.00</b>	<b>2,598,376.00</b>	<b>1,723,184.43</b>
<b>OTHER FINANCING SOURCES (USES)</b>										
<b>TOTAL OTHER FINANCING SOURCES (USES)</b>	<b>0.00</b>	<b>0.00</b>		<b>0.00</b>		<b>0.00</b>		<b>0.00</b>	<b>0.00</b>	<b>0.00</b>
<b>NET CHANGE IN FUND BALANCE</b>	<b>546,154.84</b>	<b>2,628,950.40</b>		<b>-48,816.32</b>		<b>1,700,496.55</b>		<b>0.00</b>	<b>122,382.00</b>	<b>-1,578,114.55</b>



**FUND DEPT 2076-077 : TORT IMMUNITY TAX FUND - ZONING AND ENFORCE (P&Z)**

11/13/2023 10:03:21 AM

**PERIOD ENDING 10/31/2023**

	ACTUAL LAST YEAR			ACTUAL THIS YEAR				ENCUMBRANCE	BUDGET	UNENCUMBERED BALANCE
	CURRENT MONTH	YEAR TO DATE	%	CURRENT MONTH	%	YEAR TO DATE	%			
<b>EXPENDITURES</b>										
<b>TOTAL EXPENDITURES</b>	0.00	0.00	0	0.00	0	0.00	0	0.00	0.00	0.00
<b>NET CHANGE IN FUND BALANCE</b>	0.00	0.00		0.00		0.00		0.00	0.00	0.00



**FUND DEPT 2076-127 : TORT IMMUNITY TAX FUND - VETERANS ASSISTNC COMSSN**

11/13/2023 10:03:21 AM

**PERIOD ENDING 10/31/2023**

	ACTUAL LAST YEAR			ACTUAL THIS YEAR				ENCUMBRANCE	BUDGET	UNENCUMBERED BALANCE
	CURRENT MONTH	YEAR TO DATE	%	CURRENT MONTH	%	YEAR TO DATE	%			
<b>EXPENDITURES</b>										
<b>TOTAL EXPENDITURES</b>	0.00	0.00	0	0.00	0	0.00	0	0.00	0.00	0.00
<b>NET CHANGE IN FUND BALANCE</b>	0.00	0.00		0.00		0.00		0.00	0.00	0.00



**FUND DEPT 2076-130 : TORT IMMUNITY TAX FUND - CIRC CLK SUPPORT ENFORCE**

11/13/2023 10:03:21 AM

**PERIOD ENDING 10/31/2023**

	ACTUAL LAST YEAR			ACTUAL THIS YEAR				ENCUMBRANCE	BUDGET	UNENCUMBERED BALANCE
	CURRENT MONTH	YEAR TO DATE	%	CURRENT MONTH	%	YEAR TO DATE	%			
<b>EXPENDITURES</b>										
<b>TOTAL EXPENDITURES</b>	0.00	0.00	0	0.00	0	0.00	0	0.00	0.00	0.00
<b>NET CHANGE IN FUND BALANCE</b>	0.00	0.00		0.00		0.00		0.00	0.00	0.00



**FUND DEPT 2076-140 : TORT IMMUNITY TAX FUND - CORRECTIONAL CENTER**

11/13/2023 10:03:21 AM

**PERIOD ENDING 10/31/2023**

	ACTUAL LAST YEAR			ACTUAL THIS YEAR				ENCUMBRANCE	BUDGET	UNENCUMBERED BALANCE
	CURRENT MONTH	YEAR TO DATE	%	CURRENT MONTH	%	YEAR TO DATE	%			
<b>EXPENDITURES</b>										
<b>TOTAL EXPENDITURES</b>	0.00	0.00	0	0.00	0	0.00	0	0.00	0.00	0.00
<b>NET CHANGE IN FUND BALANCE</b>	0.00	0.00		0.00		0.00		0.00	0.00	0.00



FUND DEPT 2083-060 : COUNTY HIGHWAY - HIGHWAY

11/13/2023 10:03:21 AM

PERIOD ENDING 10/31/2023

	ACTUAL LAST YEAR			ACTUAL THIS YEAR				ENCUMBRANCE	BUDGET	UNENCUMBERED BALANCE
	CURRENT MONTH	YEAR TO DATE	%	CURRENT MONTH	%	YEAR TO DATE	%			
<b>REVENUES</b>										
4001 PROPERTY TAX	505,649.82	2,795,368.09	95	0.00	0	2,949,884.06	93	0.00	3,169,214.00	219,329.94
4004 INTERGOVERNMENTAL REVENUE	0.00	87,675.84	35	0.00	0	156,777.75	63	0.00	250,000.00	93,222.25
4007 CHARGES FOR SERVICES	6,599.86	236,664.05	43	9,541.64	2	216,780.63	39	0.00	555,000.00	338,219.37
4008 INVESTMENT EARNINGS	8,708.92	28,446.25	948	263,859.90	659 6	100,667.39	251 7	0.00	4,000.00	-96,667.39
4009 MISCELLANEOUS REVENUES	176.00	1,397.71	0	0.00	0	2,342.40	0	0.00	0.00	-2,342.40
<b>TOTAL REVENUES</b>	<b>521,134.60</b>	<b>3,149,551.94</b>	<b>84</b>	<b>273,401.54</b>	<b>7</b>	<b>3,426,452.23</b>	<b>86</b>	<b>0.00</b>	<b>3,978,214.00</b>	<b>551,761.77</b>
<b>EXPENDITURES</b>										
5001 SALARIES AND WAGES	143,570.59	1,199,476.82	77	107,714.34	6	1,216,395.37	73	0.00	1,660,925.00	444,529.63
5003 FRINGE BENEFITS	42,595.24	364,580.80	66	16,961.49	3	349,974.42	64	0.00	546,447.00	196,472.58
5010 COMMODITIES	22,072.88	196,072.82	84	5,259.06	2	175,921.00	55	17,290.05	318,300.00	125,088.95
5020 SERVICES	42,550.48	454,429.78	69	49,719.19	7	406,180.80	59	11,972.00	689,072.00	270,919.20
8000 CAPITAL OUTLAY	95,012.91	158,352.96	24	0.00	0	729,189.96	76	187,072.48	958,941.00	42,678.56
<b>TOTAL EXPENDITURES</b>	<b>345,802.10</b>	<b>2,372,913.18</b>	<b>65</b>	<b>179,654.08</b>	<b>4</b>	<b>2,877,661.55</b>	<b>69</b>	<b>216,334.53</b>	<b>4,173,685.00</b>	<b>1,079,688.92</b>
<b>OTHER FINANCING SOURCES (USES)</b>										
6001 OTHER FINANCING SOURCES	0.00	0.00	0	0.00	0	0.00	0	0.00	48,000.00	48,000.00
7001 OTHER FINANCING USES	0.00	-116,000.00	95	0.00	0	-120,000.00	100	0.00	-120,000.00	0.00
<b>TOTAL OTHER FINANCING SOURCES (USES)</b>	<b>0.00</b>	<b>-116,000.00</b>		<b>0.00</b>		<b>-120,000.00</b>		<b>0.00</b>	<b>-72,000.00</b>	<b>48,000.00</b>
<b>NET CHANGE IN FUND BALANCE</b>	<b>175,332.50</b>	<b>660,638.76</b>		<b>93,747.46</b>		<b>428,790.68</b>		<b>-216,334.53</b>	<b>-267,471.00</b>	<b>-479,927.15</b>





**FUND DEPT 2083-062 : COUNTY HIGHWAY - HIGHWAY BUILDING CAPITAL**

11/13/2023 10:03:21 AM

**PERIOD ENDING 10/31/2023**

	ACTUAL LAST YEAR			ACTUAL THIS YEAR				ENCUMBRANCE	BUDGET	UNENCUMBERED BALANCE
	CURRENT MONTH	YEAR TO DATE	%	CURRENT MONTH	%	YEAR TO DATE	%			
<b>REVENUES</b>										
<b>TOTAL REVENUES</b>	<b>0.00</b>	<b>0.00</b>	<b>0</b>	<b>0.00</b>	<b>0</b>	<b>0.00</b>	<b>0</b>	<b>0.00</b>	<b>0.00</b>	<b>0.00</b>
<b>EXPENDITURES</b>										
5020 SERVICES	0.00	0.00	0	0.00	0	0.00	0	0.00	100,000.00	100,000.00
8000 CAPITAL OUTLAY	0.00	274,150.50	100	0.00	0	0.00	0	0.00	0.00	0.00
<b>TOTAL EXPENDITURES</b>	<b>0.00</b>	<b>274,150.50</b>	<b>73</b>	<b>0.00</b>	<b>0</b>	<b>0.00</b>	<b>0</b>	<b>0.00</b>	<b>100,000.00</b>	<b>100,000.00</b>
<b>OTHER FINANCING SOURCES (USES)</b>										
6001 OTHER FINANCING SOURCES	0.00	116,000.00	100	0.00	0	120,000.00	100	0.00	120,000.00	0.00
<b>TOTAL OTHER FINANCING SOURCES (USES)</b>	<b>0.00</b>	<b>116,000.00</b>		<b>0.00</b>		<b>120,000.00</b>		<b>0.00</b>	<b>120,000.00</b>	<b>0.00</b>
<b>NET CHANGE IN FUND BALANCE</b>	<b>0.00</b>	<b>-158,150.50</b>		<b>0.00</b>		<b>120,000.00</b>		<b>0.00</b>	<b>20,000.00</b>	<b>-100,000.00</b>



FUND DEPT 2084-060 : COUNTY BRIDGE - HIGHWAY

11/13/2023 10:03:21 AM

PERIOD ENDING 10/31/2023

	ACTUAL LAST YEAR			ACTUAL THIS YEAR				ENCUMBRANCE	BUDGET	UNENCUMBERED BALANCE
	CURRENT MONTH	YEAR TO DATE	%	CURRENT MONTH	%	YEAR TO DATE	%			
<b>REVENUES</b>										
4001 PROPERTY TAX	253,615.24	1,402,053.24	95	0.00	0	1,479,499.18	93	0.00	1,589,543.00	110,043.82
4004 INTERGOVERNMENTAL REVENUE	0.00	750.00	2	0.00	0	0.00	0	0.00	5,000.00	5,000.00
4008 INVESTMENT EARNINGS	5,339.80	17,829.03	891	158,427.08	158 43	76,673.86	766 7	0.00	1,000.00	-75,673.86
4009 MISCELLANEOUS REVENUES	5,000.00	5,000.00	0	6,450.00	0	10,940.00	0	0.00	0.00	-10,940.00
<b>TOTAL REVENUES</b>	<b>263,955.04</b>	<b>1,425,632.27</b>	<b>93</b>	<b>164,877.08</b>	<b>10</b>	<b>1,567,113.04</b>	<b>98</b>	<b>0.00</b>	<b>1,595,543.00</b>	<b>28,429.96</b>
<b>EXPENDITURES</b>										
5020 SERVICES	18,373.56	157,882.80	59	11,612.60	5	189,840.16	75	0.00	252,656.00	62,815.84
8000 CAPITAL OUTLAY	30,828.35	898,487.69	71	0.00	0	874,386.41	65	0.00	1,342,887.00	468,500.59
<b>TOTAL EXPENDITURES</b>	<b>49,201.91</b>	<b>1,056,370.49</b>	<b>69</b>	<b>11,612.60</b>	<b>1</b>	<b>1,064,226.57</b>	<b>67</b>	<b>0.00</b>	<b>1,595,543.00</b>	<b>531,316.43</b>
<b>OTHER FINANCING SOURCES (USES)</b>										
<b>TOTAL OTHER FINANCING SOURCES (USES)</b>	<b>0.00</b>	<b>0.00</b>		<b>0.00</b>		<b>0.00</b>		<b>0.00</b>	<b>0.00</b>	<b>0.00</b>
<b>NET CHANGE IN FUND BALANCE</b>	<b>214,753.13</b>	<b>369,261.78</b>		<b>153,264.48</b>		<b>502,886.47</b>		<b>0.00</b>	<b>0.00</b>	<b>-502,886.47</b>



FUND DEPT 2085-060 : COUNTY MOTOR FUEL TAX - HIGHWAY

11/13/2023 10:03:21 AM

PERIOD ENDING 10/31/2023

	ACTUAL LAST YEAR			ACTUAL THIS YEAR				ENCUMBRANCE	BUDGET	UNENCUMBERED BALANCE
	CURRENT MONTH	YEAR TO DATE	%	CURRENT MONTH	%	YEAR TO DATE	%			
<b>REVENUES</b>										
4004 INTERGOVERNMENTAL REVENUE	623,612.20	3,625,509.49	77	1,006,863.03	28	3,619,511.92	100	0.00	3,630,000.00	10,488.08
4007 CHARGES FOR SERVICES	0.00	9,349.21	0	0.00	0	0.00	0	0.00	2,000.00	2,000.00
4008 INVESTMENT EARNINGS	28,017.20	85,946.32	171 9	975,766.73	975 8	277,318.38	277 3	0.00	10,000.00	-267,318.38
4009 MISCELLANEOUS REVENUES	0.00	0.00	0	0.00	0	145.45	0	0.00	0.00	-145.45
<b>TOTAL REVENUES</b>	<b>651,629.40</b>	<b>3,720,805.02</b>	<b>79</b>	<b>1,982,629.76</b>	<b>54</b>	<b>3,896,975.75</b>	<b>107</b>	<b>0.00</b>	<b>3,642,000.00</b>	<b>-254,975.75</b>
<b>EXPENDITURES</b>										
5001 SALARIES AND WAGES	13,549.08	141,809.10	81	13,928.08	8	145,788.50	81	0.00	180,154.00	34,365.50
5020 SERVICES	11,388.86	715,286.99	45	44,696.20	3	653,823.49	43	0.00	1,529,000.00	875,176.51
8000 CAPITAL OUTLAY	0.00	1,150,580.39	95	359,331.99	6	3,327,542.78	55	0.00	6,100,000.00	2,772,457.22
<b>TOTAL EXPENDITURES</b>	<b>24,937.94</b>	<b>2,007,676.48</b>	<b>68</b>	<b>417,956.27</b>	<b>5</b>	<b>4,127,154.77</b>	<b>53</b>	<b>0.00</b>	<b>7,809,154.00</b>	<b>3,681,999.23</b>
<b>NET CHANGE IN FUND BALANCE</b>	<b>626,691.46</b>	<b>1,713,128.54</b>		<b>1,564,673.49</b>		<b>-230,179.02</b>		<b>0.00</b>	<b>-4,167,154.00</b>	<b>-3,936,974.98</b>



**FUND DEPT 2088-044 : ILL.MUNICIPAL RETIREMENT - NURSING HOME**

11/13/2023 10:03:21 AM

**PERIOD ENDING 10/31/2023**

	ACTUAL LAST YEAR			ACTUAL THIS YEAR				ENCUMBRANCE	BUDGET	UNENCUMBERED BALANCE
	CURRENT MONTH	YEAR TO DATE	%	CURRENT MONTH	%	YEAR TO DATE	%			
<b>EXPENDITURES</b>										
<b>TOTAL EXPENDITURES</b>	0.00	0.00	0	0.00	0	0.00	0	0.00	0.00	0.00
<b>OTHER FINANCING SOURCES (USES)</b>										
<b>TOTAL OTHER FINANCING SOURCES (USES)</b>	0.00	0.00		0.00		0.00		0.00	0.00	0.00
<b>NET CHANGE IN FUND BALANCE</b>	0.00	0.00		0.00		0.00		0.00	0.00	0.00



FUND DEPT 2088-073 : ILL.MUNICIPAL RETIREMENT - ILL.MUNICIPAL RETIREMENT

11/13/2023 10:03:21 AM

PERIOD ENDING 10/31/2023

	ACTUAL LAST YEAR			ACTUAL THIS YEAR				ENCUMBRANCE	BUDGET	UNENCUMBERED BALANCE
	CURRENT MONTH	YEAR TO DATE	%	CURRENT MONTH	%	YEAR TO DATE	%			
<b>REVENUES</b>										
4001 PROPERTY TAX	493,940.71	2,730,636.97	95	0.00	0	1,891,747.95	93	0.00	2,039,845.00	148,097.05
4004 INTERGOVERNMENTAL REVENUE	0.00	124,000.00	100	0.00	0	124,000.00	100	0.00	124,000.00	0.00
4008 INVESTMENT EARNINGS	4,718.86	9,239.92	108 7	22,846.96	456 9	50,350.68	100 70	0.00	500.00	-49,850.68
<b>TOTAL REVENUES</b>	<b>498,659.57</b>	<b>2,863,876.89</b>	<b>96</b>	<b>22,846.96</b>	<b>1</b>	<b>2,066,098.63</b>	<b>95</b>	<b>0.00</b>	<b>2,164,345.00</b>	<b>98,246.37</b>
<b>EXPENDITURES</b>										
5003 FRINGE BENEFITS	359,324.24	1,892,209.31	47	123,740.04	6	1,789,696.33	83	0.00	2,163,845.00	374,148.67
<b>TOTAL EXPENDITURES</b>	<b>359,324.24</b>	<b>1,892,209.31</b>	<b>47</b>	<b>123,740.04</b>	<b>6</b>	<b>1,789,696.33</b>	<b>83</b>	<b>0.00</b>	<b>2,163,845.00</b>	<b>374,148.67</b>
<b>OTHER FINANCING SOURCES (USES)</b>										
6001 OTHER FINANCING SOURCES	0.00	6,302.44	1	0.00	0	0.00	0	0.00	0.00	0.00
<b>TOTAL OTHER FINANCING SOURCES (USES)</b>	<b>0.00</b>	<b>6,302.44</b>		<b>0.00</b>		<b>0.00</b>		<b>0.00</b>	<b>0.00</b>	<b>0.00</b>
<b>NET CHANGE IN FUND BALANCE</b>	<b>139,335.33</b>	<b>977,970.02</b>		<b>-100,893.08</b>		<b>276,402.30</b>		<b>0.00</b>	<b>500.00</b>	<b>-275,902.30</b>



**FUND DEPT 2089-018 : COUNTY PUBLIC HEALTH FUND - C-U PUBLIC HEALTH DISTRICT**

11/13/2023 10:03:21 AM

**PERIOD ENDING 10/31/2023**

	ACTUAL LAST YEAR			ACTUAL THIS YEAR				ENCUMBRANCE	BUDGET	UNENCUMBERED BALANCE
	CURRENT MONTH	YEAR TO DATE	%	CURRENT MONTH	%	YEAR TO DATE	%			
<b>REVENUES</b>										
4001 PROPERTY TAX	132,552.15	732,783.89	94	0.00	0	782,214.36	92	0.00	848,271.00	66,056.64
<b>TOTAL REVENUES</b>	<b>132,552.15</b>	<b>732,783.89</b>	<b>94</b>	<b>0.00</b>	<b>0</b>	<b>782,214.36</b>	<b>92</b>	<b>0.00</b>	<b>848,271.00</b>	<b>66,056.64</b>
<b>EXPENDITURES</b>										
5020 SERVICES	0.00	600,231.74	77	0.00	0	782,964.20	92	0.00	849,511.00	66,546.80
<b>TOTAL EXPENDITURES</b>	<b>0.00</b>	<b>600,231.74</b>	<b>77</b>	<b>0.00</b>	<b>0</b>	<b>782,964.20</b>	<b>92</b>	<b>0.00</b>	<b>849,511.00</b>	<b>66,546.80</b>
<b>NET CHANGE IN FUND BALANCE</b>	<b>132,552.15</b>	<b>132,552.15</b>		<b>0.00</b>		<b>-749.84</b>		<b>0.00</b>	<b>-1,240.00</b>	<b>-490.16</b>




FUND DEPT 2089-049 : COUNTY PUBLIC HEALTH FUND - BOARD OF HEALTH

11/13/2023 10:03:21 AM

PERIOD ENDING 10/31/2023

	ACTUAL LAST YEAR			ACTUAL THIS YEAR				ENCUMBRANCE	BUDGET	UNENCUMBERED BALANCE
	CURRENT MONTH	YEAR TO DATE	%	CURRENT MONTH	%	YEAR TO DATE	%			
<b>REVENUES</b>										
4001 PROPERTY TAX	106,884.54	590,886.45	95	0.00	0	614,846.47	92	0.00	670,307.00	55,460.53
4004 INTERGOVERNMENTAL REVENUE	0.00	1,033,601.32	63	0.00	0	221,993.17	48	0.00	459,146.00	237,152.83
4006 LICENSES AND PERMITS	66,075.00	114,633.00	82	5,520.00	4	130,887.50	98	0.00	134,128.00	3,240.50
4008 INVESTMENT EARNINGS	2,095.02	5,652.18	264 1	92.55	5	10,385.01	593	0.00	1,750.00	-8,635.01
4009 MISCELLANEOUS REVENUES	0.00	6,037.56	235	0.00	0	8,567.11	139 5	0.00	614.00	-7,953.11
<b>TOTAL REVENUES</b>	<b>175,054.56</b>	<b>1,750,810.51</b>	<b>73</b>	<b>5,612.55</b>	<b>0</b>	<b>986,679.26</b>	<b>78</b>	<b>0.00</b>	<b>1,265,945.00</b>	<b>279,265.74</b>
<b>EXPENDITURES</b>										
5020 SERVICES	154,833.16	1,422,076.88	54	84,507.06	6	825,411.77	62	0.00	1,337,945.00	512,533.23
<b>TOTAL EXPENDITURES</b>	<b>154,833.16</b>	<b>1,422,076.88</b>	<b>54</b>	<b>84,507.06</b>	<b>6</b>	<b>825,411.77</b>	<b>62</b>	<b>0.00</b>	<b>1,337,945.00</b>	<b>512,533.23</b>
<b>OTHER FINANCING SOURCES (USES)</b>										
<b>TOTAL OTHER FINANCING SOURCES (USES)</b>	<b>0.00</b>	<b>0.00</b>		<b>0.00</b>		<b>0.00</b>		<b>0.00</b>	<b>0.00</b>	<b>0.00</b>
<b>NET CHANGE IN FUND BALANCE</b>	<b>20,221.40</b>	<b>328,733.63</b>		<b>-78,894.51</b>		<b>161,267.49</b>		<b>0.00</b>	<b>-72,000.00</b>	<b>-233,267.49</b>



FUND DEPT 2090-053 : MENTAL HEALTH - MENTAL HEALTH BOARD

11/13/2023 10:03:21 AM

PERIOD ENDING 10/31/2023

	ACTUAL LAST YEAR			ACTUAL THIS YEAR				ENCUMBRANCE	BUDGET	UNENCUMBERED BALANCE
	CURRENT MONTH	YEAR TO DATE	%	CURRENT MONTH	%	YEAR TO DATE	%			
<b>REVENUES</b>										
4001 PROPERTY TAX	943,574.70	5,216,334.54	95	0.00	0	5,501,224.23	93	0.00	5,916,892.00	415,667.77
4004 INTERGOVERNMENTAL REVENUE	32,952.00	296,568.00	75	0.00	0	339,260.00	83	0.00	407,118.00	67,858.00
4008 INVESTMENT EARNINGS	8,305.09	25,891.52	129 5	-5,545.84	-185	41,270.75	137 6	0.00	3,000.00	-38,270.75
4009 MISCELLANEOUS REVENUES	9,500.00	87,713.00	183	3,240.00	8	21,795.00	52	0.00	42,000.00	20,205.00
<b>TOTAL REVENUES</b>	<b>994,331.79</b>	<b>5,626,507.06</b>	<b>95</b>	<b>-2,305.84</b>	<b>0</b>	<b>5,903,549.98</b>	<b>93</b>	<b>0.00</b>	<b>6,369,010.00</b>	<b>465,460.02</b>
<b>EXPENDITURES</b>										
5001 SALARIES AND WAGES	35,184.80	357,741.45	79	36,554.18	8	376,738.06	78	0.00	480,310.00	103,571.94
5003 FRINGE BENEFITS	8,862.74	84,322.64	64	3,767.26	3	82,109.81	65	0.00	126,371.00	44,261.19
5010 COMMODITIES	0.00	10,218.71	70	4,486.25	20	13,668.87	62	0.00	21,935.00	8,266.13
5020 SERVICES	728,407.26	4,919,358.41	86	477,207.30	9	4,636,392.36	83	0.00	5,595,859.00	959,466.64
<b>TOTAL EXPENDITURES</b>	<b>772,454.80</b>	<b>5,371,641.21</b>	<b>85</b>	<b>522,014.99</b>	<b>8</b>	<b>5,108,909.10</b>	<b>82</b>	<b>0.00</b>	<b>6,224,475.00</b>	<b>1,115,565.90</b>
<b>OTHER FINANCING SOURCES (USES)</b>										
7001 OTHER FINANCING USES	0.00	0.00	0	0.00	0	-127,535.00	88	0.00	-144,535.00	-17,000.00
<b>TOTAL OTHER FINANCING SOURCES (USES)</b>	<b>0.00</b>	<b>0.00</b>		<b>0.00</b>		<b>-127,535.00</b>		<b>0.00</b>	<b>-144,535.00</b>	<b>-17,000.00</b>
<b>NET CHANGE IN FUND BALANCE</b>	<b>221,876.99</b>	<b>254,865.85</b>		<b>-524,320.83</b>		<b>667,105.88</b>		<b>0.00</b>	<b>0.00</b>	<b>-667,105.88</b>





FUND DEPT 2091-047 : ANIMAL CONTROL - ANIMAL CONTROL ADMIN

11/13/2023 10:03:21 AM

PERIOD ENDING 10/31/2023

	ACTUAL LAST YEAR			ACTUAL THIS YEAR				ENCUMBRANCE	BUDGET	UNENCUMBERED BALANCE
	CURRENT MONTH	YEAR TO DATE	%	CURRENT MONTH	%	YEAR TO DATE	%			
<b>REVENUES</b>										
4006 LICENSES AND PERMITS	45,795.26	261,701.26	77	19,899.00	6	161,320.00	48	0.00	335,000.00	173,680.00
4008 INVESTMENT EARNINGS	1,245.53	4,049.39	405	-7,820.73	-782	1,195.76	120	0.00	1,000.00	-195.76
4009 MISCELLANEOUS REVENUES	0.00	142.50	0	0.00	0	1,069.00	0	0.00	0.00	-1,069.00
<b>TOTAL REVENUES</b>	<b>47,040.79</b>	<b>265,893.15</b>	<b>78</b>	<b>12,078.27</b>	<b>4</b>	<b>163,584.76</b>	<b>49</b>	<b>0.00</b>	<b>336,000.00</b>	<b>172,415.24</b>
<b>EXPENDITURES</b>										
5001 SALARIES AND WAGES	13,228.55	119,283.06	70	13,953.46	8	140,807.83	86	0.00	164,278.50	23,470.67
5003 FRINGE BENEFITS	3,445.79	31,604.91	46	1,924.26	3	30,047.24	45	0.00	67,019.00	36,971.76
5010 COMMODITIES	95.09	10,849.54	86	976.53	7	11,155.97	76	0.00	14,702.15	3,546.18
5020 SERVICES	1,332.25	37,442.89	55	89.39	0	22,673.17	57	0.00	40,041.05	17,367.88
<b>TOTAL EXPENDITURES</b>	<b>18,101.68</b>	<b>199,180.40</b>	<b>58</b>	<b>16,943.64</b>	<b>6</b>	<b>204,684.21</b>	<b>72</b>	<b>0.00</b>	<b>286,040.70</b>	<b>81,356.49</b>
<b>OTHER FINANCING SOURCES (USES)</b>										
<b>TOTAL OTHER FINANCING SOURCES (USES)</b>	<b>0.00</b>	<b>0.00</b>		<b>0.00</b>		<b>0.00</b>		<b>0.00</b>	<b>0.00</b>	<b>0.00</b>
<b>NET CHANGE IN FUND BALANCE</b>	<b>28,939.11</b>	<b>66,712.75</b>		<b>-4,865.37</b>		<b>-41,099.45</b>		<b>0.00</b>	<b>49,959.30</b>	<b>91,058.75</b>



FUND DEPT 2091-247 : ANIMAL CONTROL - ANIMAL WARDEN SERVICES

11/13/2023 10:03:21 AM

PERIOD ENDING 10/31/2023

	ACTUAL LAST YEAR			ACTUAL THIS YEAR				ENCUMBRANCE	BUDGET	UNENCUMBERED BALANCE
	CURRENT MONTH	YEAR TO DATE	%	CURRENT MONTH	%	YEAR TO DATE	%			
<b>REVENUES</b>										
4004 INTERGOVERNMENTAL REVENUE	0.00	220,843.45	111	36,136.01	19	237,368.46	126	0.00	188,288.00	-49,080.46
4005 FINES AND FORFEITURES	2,325.00	16,259.00	163	250.00	2	5,150.00	47	0.00	11,000.00	5,850.00
<b>TOTAL REVENUES</b>	<b>2,325.00</b>	<b>237,102.45</b>	<b>113</b>	<b>36,386.01</b>	<b>18</b>	<b>242,518.46</b>	<b>122</b>	<b>0.00</b>	<b>199,288.00</b>	<b>-43,230.46</b>
<b>EXPENDITURES</b>										
5001 SALARIES AND WAGES	14,337.77	104,235.18	82	6,946.26	5	67,159.47	47	0.00	141,431.00	74,271.53
5003 FRINGE BENEFITS	3,484.42	29,240.98	50	1,062.07	2	9,253.85	15	0.00	60,643.00	51,389.15
5010 COMMODITIES	2,146.97	20,731.48	47	0.00	0	17,662.76	71	0.00	24,790.00	7,127.24
5020 SERVICES	1,894.34	10,546.49	59	376.00	1	13,538.60	53	0.00	25,540.00	12,001.40
8000 CAPITAL OUTLAY	0.00	51,107.00	100	0.00	0	0.00	0	0.00	4,500.00	4,500.00
<b>TOTAL EXPENDITURES</b>	<b>21,863.50</b>	<b>215,861.13</b>	<b>72</b>	<b>8,384.33</b>	<b>3</b>	<b>107,614.68</b>	<b>42</b>	<b>0.00</b>	<b>256,904.00</b>	<b>149,289.32</b>
<b>NET CHANGE IN FUND BALANCE</b>	<b>-19,538.50</b>	<b>21,241.32</b>		<b>28,001.68</b>		<b>134,903.78</b>		<b>0.00</b>	<b>-57,616.00</b>	<b>-192,519.78</b>



**FUND DEPT 2091-248 : ANIMAL CONTROL - ANIMAL IMPOUND SERVICES**

11/13/2023 10:03:21 AM

**PERIOD ENDING 10/31/2023**

	ACTUAL LAST YEAR			ACTUAL THIS YEAR				ENCUMBRANCE	BUDGET	UNENCUMBERED BALANCE
	CURRENT MONTH	YEAR TO DATE	%	CURRENT MONTH	%	YEAR TO DATE	%			
<b>REVENUES</b>										
4004 INTERGOVERNMENTAL REVENUE	0.00	124,001.01	75	23,718.63	10	122,798.12	51	0.00	242,289.00	119,490.88
4005 FINES AND FORFEITURES	1,881.50	15,457.60	35	45.00	0	12,624.00	84	0.00	15,000.00	2,376.00
4009 MISCELLANEOUS REVENUES	0.00	0.00	0	482.00	0	604.00	0	0.00	0.00	-604.00
<b>TOTAL REVENUES</b>	<b>1,881.50</b>	<b>139,458.61</b>	<b>66</b>	<b>24,245.63</b>	<b>9</b>	<b>136,026.12</b>	<b>53</b>	<b>0.00</b>	<b>257,289.00</b>	<b>121,262.88</b>
<b>EXPENDITURES</b>										
5001 SALARIES AND WAGES	11,879.18	105,386.48	74	10,330.27	6	110,647.99	69	0.00	160,129.50	49,481.51
5003 FRINGE BENEFITS	3,140.02	27,938.73	45	1,356.18	3	21,025.87	40	0.00	52,194.00	31,168.13
5010 COMMODITIES	3,845.97	25,367.06	78	3,060.76	8	35,424.62	97	0.00	36,540.00	1,115.38
5020 SERVICES	0.00	772.25	7	1,103.98	8	7,573.89	55	0.00	13,681.80	6,107.91
<b>TOTAL EXPENDITURES</b>	<b>18,865.17</b>	<b>159,464.52</b>	<b>64</b>	<b>15,851.19</b>	<b>6</b>	<b>174,672.37</b>	<b>67</b>	<b>0.00</b>	<b>262,545.30</b>	<b>87,872.93</b>
<b>NET CHANGE IN FUND BALANCE</b>	<b>-16,983.67</b>	<b>-20,005.91</b>		<b>8,394.44</b>		<b>-38,646.25</b>		<b>0.00</b>	<b>-5,256.30</b>	<b>33,389.95</b>



FUND DEPT 2092-074 : LAW LIBRARY - LAW LIBRARY

11/13/2023 10:03:21 AM

PERIOD ENDING 10/31/2023

	ACTUAL LAST YEAR			ACTUAL THIS YEAR				ENCUMBRANCE	BUDGET	UNENCUMBERED BALANCE
	CURRENT MONTH	YEAR TO DATE	%	CURRENT MONTH	%	YEAR TO DATE	%			
<b>REVENUES</b>										
4004 INTERGOVERNMENTAL REVENUE	0.00	6,850.00	0	0.00	0	0.00	0	0.00	0.00	0.00
4007 CHARGES FOR SERVICES	10,799.25	74,375.00	93	6,043.50	9	64,527.75	92	0.00	70,000.00	5,472.25
4008 INVESTMENT EARNINGS	330.12	1,061.00	106 1	-1,071.63	107 2	1,727.01	172 7	0.00	100.00	-1,627.01
4009 MISCELLANEOUS REVENUES	0.00	715.00	0	0.00	0	560.00	0	0.00	0.00	-560.00
<b>TOTAL REVENUES</b>	<b>11,129.37</b>	<b>83,001.00</b>	<b>104</b>	<b>4,971.87</b>	<b>7</b>	<b>66,814.76</b>	<b>95</b>	<b>0.00</b>	<b>70,100.00</b>	<b>3,285.24</b>
<b>EXPENDITURES</b>										
5010 COMMODITIES	2,868.78	41,103.35	92	1,830.82	6	24,169.99	85	0.00	28,495.00	4,325.01
5020 SERVICES	246.62	22,445.37	60	622.80	2	16,590.58	48	0.00	34,340.00	17,749.42
<b>TOTAL EXPENDITURES</b>	<b>3,115.40</b>	<b>63,548.72</b>	<b>78</b>	<b>2,453.62</b>	<b>4</b>	<b>40,760.57</b>	<b>65</b>	<b>0.00</b>	<b>62,835.00</b>	<b>22,074.43</b>
<b>OTHER FINANCING SOURCES (USES)</b>										
<b>TOTAL OTHER FINANCING SOURCES (USES)</b>	<b>0.00</b>	<b>0.00</b>		<b>0.00</b>		<b>0.00</b>		<b>0.00</b>	<b>0.00</b>	<b>0.00</b>
<b>NET CHANGE IN FUND BALANCE</b>	<b>8,013.97</b>	<b>19,452.28</b>		<b>2,518.25</b>		<b>26,054.19</b>		<b>0.00</b>	<b>7,265.00</b>	<b>-18,789.19</b>



**FUND DEPT 2093-031 : FORECLOSURE MEDIATION FND - CIRCUIT COURT**

11/13/2023 10:03:21 AM

**PERIOD ENDING 10/31/2023**

	ACTUAL LAST YEAR			ACTUAL THIS YEAR				ENCUMBRANCE	BUDGET	UNENCUMBERED BALANCE
	CURRENT MONTH	YEAR TO DATE	%	CURRENT MONTH	%	YEAR TO DATE	%			
<b>REVENUES</b>										
4007 CHARGES FOR SERVICES	0.00	150.00	1	1,200.00	12	5,350.00	54	0.00	10,000.00	4,650.00
4008 INVESTMENT EARNINGS	28.94	135.38	135	-62.45	-156	250.89	627	0.00	40.00	-210.89
<b>TOTAL REVENUES</b>	<b>28.94</b>	<b>285.38</b>	<b>1</b>	<b>1,137.55</b>	<b>11</b>	<b>5,600.89</b>	<b>56</b>	<b>0.00</b>	<b>10,040.00</b>	<b>4,439.11</b>
<b>EXPENDITURES</b>										
5001 SALARIES AND WAGES	278.85	8,382.66	60	0.00	0	0.00	0	0.00	0.00	0.00
5003 FRINGE BENEFITS	100.61	791.27	57	0.00	0	0.00	0	0.00	0.00	0.00
5010 COMMODITIES	0.00	0.00	0	0.00	0	0.00	0	0.00	100.00	100.00
5020 SERVICES	1,000.00	2,679.00	14	0.00	0	67.47	1	0.00	7,800.00	7,732.53
<b>TOTAL EXPENDITURES</b>	<b>1,379.46</b>	<b>11,852.93</b>	<b>35</b>	<b>0.00</b>	<b>0</b>	<b>67.47</b>	<b>1</b>	<b>0.00</b>	<b>7,900.00</b>	<b>7,832.53</b>
<b>OTHER FINANCING SOURCES (USES)</b>										
6001 OTHER FINANCING SOURCES	0.00	0.00	0	0.00	0	19,900.00	0	0.00	0.00	-19,900.00
<b>TOTAL OTHER FINANCING SOURCES (USES)</b>	<b>0.00</b>	<b>0.00</b>		<b>0.00</b>		<b>19,900.00</b>		<b>0.00</b>	<b>0.00</b>	<b>-19,900.00</b>
<b>NET CHANGE IN FUND BALANCE</b>	<b>-1,350.52</b>	<b>-11,567.55</b>		<b>1,137.55</b>		<b>25,433.42</b>		<b>0.00</b>	<b>2,140.00</b>	<b>-23,293.42</b>



FUND DEPT 2101-054 : I/DD SPECIAL INITIATIVES - CILA PROJECT

11/13/2023 10:03:21 AM

PERIOD ENDING 10/31/2023

	ACTUAL LAST YEAR			ACTUAL THIS YEAR				ENCUMBRANCE	BUDGET	UNENCUMBERED BALANCE
	CURRENT MONTH	YEAR TO DATE	%	CURRENT MONTH	%	YEAR TO DATE	%			
<b>REVENUES</b>										
4008 INVESTMENT EARNINGS	1,711.06	6,263.34	313 2	-11,929.30	119 3	2,274.78	227	0.00	1,000.00	-1,274.78
4009 MISCELLANEOUS REVENUES	0.00	262,044.31	0	0.00	0	0.00	0	0.00	0.00	0.00
<b>TOTAL REVENUES</b>	<b>1,711.06</b>	<b>268,307.65</b>	<b>134 154</b>	<b>-11,929.30</b>	<b>119 3</b>	<b>2,274.78</b>	<b>227</b>	<b>0.00</b>	<b>1,000.00</b>	<b>-1,274.78</b>
<b>EXPENDITURES</b>										
5010 COMMODITIES	0.00	0.00	0	0.00	0	0.00	0	0.00	5,063.00	5,063.00
5020 SERVICES	0.00	17,443.63	51	23,833.00	7	95,332.00	28	0.00	345,937.00	250,605.00
<b>TOTAL EXPENDITURES</b>	<b>0.00</b>	<b>17,443.63</b>	<b>35</b>	<b>23,833.00</b>	<b>7</b>	<b>95,332.00</b>	<b>27</b>	<b>0.00</b>	<b>351,000.00</b>	<b>255,668.00</b>
<b>OTHER FINANCING SOURCES (USES)</b>										
6001 OTHER FINANCING SOURCES	0.00	50,000.00	100	0.00	0	50,000.00	100	0.00	50,000.00	0.00
<b>TOTAL OTHER FINANCING SOURCES (USES)</b>	<b>0.00</b>	<b>50,000.00</b>		<b>0.00</b>		<b>50,000.00</b>		<b>0.00</b>	<b>50,000.00</b>	<b>0.00</b>
<b>NET CHANGE IN FUND BALANCE</b>	<b>1,711.06</b>	<b>300,864.02</b>		<b>-35,762.30</b>		<b>-43,057.22</b>		<b>0.00</b>	<b>-300,000.00</b>	<b>-256,942.78</b>



FUND DEPT 2103-060 : HWY FED AID MATCHING FUND - HIGHWAY

11/13/2023 10:03:21 AM

PERIOD ENDING 10/31/2023

	ACTUAL LAST YEAR			ACTUAL THIS YEAR				ENCUMBRANCE	BUDGET	UNENCUMBERED BALANCE
	CURRENT MONTH	YEAR TO DATE	%	CURRENT MONTH	%	YEAR TO DATE	%			
<b>REVENUES</b>										
4001 PROPERTY TAX	20,479.43	113,215.80	95	0.00	0	123,686.05	96	0.00	128,348.00	4,661.95
4008 INVESTMENT EARNINGS	1,272.69	4,341.41	0	46,467.11	619 6	15,624.61	208 3	0.00	750.00	-14,874.61
<b>TOTAL REVENUES</b>	<b>21,752.12</b>	<b>117,557.21</b>	<b>99</b>	<b>46,467.11</b>	<b>36</b>	<b>139,310.66</b>	<b>108</b>	<b>0.00</b>	<b>129,098.00</b>	<b>-10,212.66</b>
<b>EXPENDITURES</b>										
<b>TOTAL EXPENDITURES</b>	<b>0.00</b>	<b>0.00</b>	<b>0</b>	<b>0.00</b>	<b>0</b>	<b>0.00</b>	<b>0</b>	<b>0.00</b>	<b>0.00</b>	<b>0.00</b>
<b>OTHER FINANCING SOURCES (USES)</b>										
<b>TOTAL OTHER FINANCING SOURCES (USES)</b>	<b>0.00</b>	<b>0.00</b>		<b>0.00</b>		<b>0.00</b>		<b>0.00</b>	<b>0.00</b>	<b>0.00</b>
<b>NET CHANGE IN FUND BALANCE</b>	<b>21,752.12</b>	<b>117,557.21</b>		<b>46,467.11</b>		<b>139,310.66</b>		<b>0.00</b>	<b>129,098.00</b>	<b>-10,212.66</b>



FUND DEPT 2104-104 : EARLY CHILDHOOD FUND - EARLY CHILDHOOD DEVELOPMENT

11/13/2023 10:03:21 AM

PERIOD ENDING 10/31/2023

	ACTUAL LAST YEAR			ACTUAL THIS YEAR				ENCUMBRANCE	BUDGET	UNENCUMBERED BALANCE
	CURRENT MONTH	YEAR TO DATE	%	CURRENT MONTH	%	YEAR TO DATE	%			
<b>REVENUES</b>										
4004 INTERGOVERNMENTAL REVENUE	886,292.13	8,384,298.39	65	1,295,138.27	10	9,847,733.82	75	0.00	13,050,000.00	3,202,266.18
4007 CHARGES FOR SERVICES	6,292.50	47,592.50	38	7,100.00	5	236,684.50	182	0.00	130,000.00	-106,684.50
4008 INVESTMENT EARNINGS	11,185.10	40,159.37	402	12,383.72	248	147,369.17	294 7	0.00	5,000.00	-142,369.17
4009 MISCELLANEOUS REVENUES	212,153.00	606,237.37	466 3	883.95	2	3,926.39	7	0.00	55,000.00	51,073.61
<b>TOTAL REVENUES</b>	<b>1,115,922.73</b>	<b>9,078,287.63</b>	<b>70</b>	<b>1,315,505.94</b>	<b>10</b>	<b>10,235,713.88</b>	<b>77</b>	<b>0.00</b>	<b>13,240,000.00</b>	<b>3,004,286.12</b>
<b>EXPENDITURES</b>										
5001 SALARIES AND WAGES	453,616.65	4,186,852.98	71	919,559.09	14	5,045,371.21	78	0.00	6,457,628.11	1,412,256.90
5003 FRINGE BENEFITS	123,058.65	1,211,281.08	57	96,238.28	5	1,163,630.76	62	0.00	1,886,984.32	723,353.56
5010 COMMODITIES	37,781.30	373,017.04	54	91,757.33	11	629,362.80	78	0.00	803,918.42	174,555.62
5020 SERVICES	210,535.19	2,187,487.22	55	282,191.43	10	2,153,222.18	74	55,293.00	2,919,044.08	710,528.90
8000 CAPITAL OUTLAY	0.00	32,018.58	100	0.00	0	375,571.83	92	0.00	409,895.85	34,324.02
<b>TOTAL EXPENDITURES</b>	<b>824,991.79</b>	<b>7,990,656.90</b>	<b>63</b>	<b>1,389,746.13</b>	<b>11</b>	<b>9,367,158.78</b>	<b>75</b>	<b>55,293.00</b>	<b>12,477,470.78</b>	<b>3,055,019.00</b>
<b>OTHER FINANCING SOURCES (USES)</b>										
7001 OTHER FINANCING USES	0.00	0.00	0	0.00	0	0.00	0	0.00	-628,029.22	-628,029.22
<b>TOTAL OTHER FINANCING SOURCES (USES)</b>	<b>0.00</b>	<b>0.00</b>		<b>0.00</b>		<b>0.00</b>		<b>0.00</b>	<b>-628,029.22</b>	<b>-628,029.22</b>
<b>NET CHANGE IN FUND BALANCE</b>	<b>290,930.94</b>	<b>1,087,630.73</b>		<b>-74,240.19</b>		<b>868,555.10</b>		<b>-55,293.00</b>	<b>134,500.00</b>	<b>-678,762.10</b>





FUND DEPT 2106-010 : PUBL SAFETY SALES TAX FND - COUNTY BOARD

11/13/2023 10:03:21 AM

PERIOD ENDING 10/31/2023

	ACTUAL LAST YEAR			ACTUAL THIS YEAR				ENCUMBRANCE	BUDGET	UNENCUMBERED BALANCE
	CURRENT MONTH	YEAR TO DATE	%	CURRENT MONTH	%	YEAR TO DATE	%			
<b>REVENUES</b>										
4002 LOCAL SALES TAX	0.00	2,198,531.36	68	268,316.03	8	1,888,152.97	55	0.00	3,457,442.00	1,569,289.03
4008 INVESTMENT EARNINGS	12,237.60	39,546.29	197	76,197.71	152	184,497.85	369	0.00	5,000.00	-179,497.85
			7		4		0			
<b>TOTAL REVENUES</b>	<b>12,237.60</b>	<b>2,238,077.65</b>	<b>69</b>	<b>344,513.74</b>	<b>10</b>	<b>2,072,650.82</b>	<b>60</b>	<b>0.00</b>	<b>3,462,442.00</b>	<b>1,389,791.18</b>
<b>EXPENDITURES</b>										
5020 SERVICES	27,529.23	786,461.97	87	65,996.87	7	802,872.86	80	53,460.00	1,008,000.00	151,667.14
5050 INTEREST AND FISCAL CHARGES	0.00	277.08	18	0.00	0	0.00	0	0.00	2,500.00	2,500.00
<b>TOTAL EXPENDITURES</b>	<b>27,529.23</b>	<b>786,739.05</b>	<b>87</b>	<b>65,996.87</b>	<b>7</b>	<b>802,872.86</b>	<b>79</b>	<b>53,460.00</b>	<b>1,010,500.00</b>	<b>154,167.14</b>
<b>OTHER FINANCING SOURCES (USES)</b>										
7001 OTHER FINANCING USES	0.00	0.00	0	0.00	0	0.00	0	0.00	-2,020,315.00	-2,020,315.00
<b>TOTAL OTHER FINANCING SOURCES (USES)</b>	<b>0.00</b>	<b>0.00</b>		<b>0.00</b>		<b>0.00</b>		<b>0.00</b>	<b>-2,020,315.00</b>	<b>-2,020,315.00</b>
<b>NET CHANGE IN FUND BALANCE</b>	<b>-15,291.63</b>	<b>1,451,338.60</b>		<b>278,516.87</b>		<b>1,269,777.96</b>		<b>-53,460.00</b>	<b>431,627.00</b>	<b>-784,690.96</b>



FUND DEPT 2106-013 : PUBL SAFETY SALES TAX FND - DEBT SERVICE

11/13/2023 10:03:21 AM

PERIOD ENDING 10/31/2023

	ACTUAL LAST YEAR			ACTUAL THIS YEAR				ENCUMBRANCE	BUDGET	UNENCUMBERED BALANCE
	CURRENT MONTH	YEAR TO DATE	%	CURRENT MONTH	%	YEAR TO DATE	%			
<b>REVENUES</b>										
4002 LOCAL SALES TAX	0.00	1,432,263.00	59	262,466.00	8	1,837,262.00	58	0.00	3,142,558.00	1,305,296.00
<b>TOTAL REVENUES</b>	<b>0.00</b>	<b>1,432,263.00</b>	<b>59</b>	<b>262,466.00</b>	<b>8</b>	<b>1,837,262.00</b>	<b>58</b>	<b>0.00</b>	<b>3,142,558.00</b>	<b>1,305,296.00</b>
<b>EXPENDITURES</b>										
5050 INTEREST AND FISCAL CHARGES	0.00	321,641.24	13	0.00	0	668,720.03	22	0.00	3,033,875.00	2,365,154.97
<b>TOTAL EXPENDITURES</b>	<b>0.00</b>	<b>321,641.24</b>	<b>13</b>	<b>0.00</b>	<b>0</b>	<b>668,720.03</b>	<b>22</b>	<b>0.00</b>	<b>3,033,875.00</b>	<b>2,365,154.97</b>
<b>NET CHANGE IN FUND BALANCE</b>	<b>0.00</b>	<b>1,110,621.76</b>		<b>262,466.00</b>		<b>1,168,541.97</b>		<b>0.00</b>	<b>108,683.00</b>	<b>-1,059,858.97</b>



**FUND DEPT 2106-060 : PUBL SAFETY SALES TAX FND - HIGHWAY**

11/13/2023 10:03:21 AM

**PERIOD ENDING 10/31/2023**

	ACTUAL LAST YEAR			ACTUAL THIS YEAR				ENCUMBRANCE	BUDGET	UNENCUMBERED BALANCE
	CURRENT MONTH	YEAR TO DATE	%	CURRENT MONTH	%	YEAR TO DATE	%			
<b>REVENUES</b>										
<b>TOTAL REVENUES</b>	0.00	0.00	0	0.00	0	0.00	0	0.00	0.00	0.00
<b>NET CHANGE IN FUND BALANCE</b>	0.00	0.00		0.00		0.00		0.00	0.00	0.00



PERIOD ENDING 10/31/2023

	ACTUAL LAST YEAR			ACTUAL THIS YEAR				ENCUMBRANCE	BUDGET	UNENCUMBERED BALANCE
	CURRENT MONTH	YEAR TO DATE	%	CURRENT MONTH	%	YEAR TO DATE	%			
<b>EXPENDITURES</b>										
5020 SERVICES	0.00	27,205.38	25	0.00	0	30,832.68	14	0.00	219,516.00	188,683.32
<b>TOTAL EXPENDITURES</b>	<b>0.00</b>	<b>27,205.38</b>	<b>25</b>	<b>0.00</b>	<b>0</b>	<b>30,832.68</b>	<b>14</b>	<b>0.00</b>	<b>219,516.00</b>	<b>188,683.32</b>
<b>NET CHANGE IN FUND BALANCE</b>	<b>0.00</b>	<b>-27,205.38</b>		<b>0.00</b>		<b>-30,832.68</b>		<b>0.00</b>	<b>-219,516.00</b>	<b>-188,683.32</b>



**FUND DEPT 2106-237 : PUBL SAFETY SALES TAX FND - DELINQ PREVENTION GRANTS**

11/13/2023 10:03:21 AM

**PERIOD ENDING 10/31/2023**

	ACTUAL LAST YEAR			ACTUAL THIS YEAR				ENCUMBRANCE	BUDGET	UNENCUMBERED BALANCE
	CURRENT MONTH	YEAR TO DATE	%	CURRENT MONTH	%	YEAR TO DATE	%			
<b>EXPENDITURES</b>										
5020 SERVICES	23,229.17	232,291.70	83	0.00	0	266,666.60	83	0.00	320,000.00	53,333.40
<b>TOTAL EXPENDITURES</b>	<b>23,229.17</b>	<b>232,291.70</b>	<b>83</b>	<b>0.00</b>	<b>0</b>	<b>266,666.60</b>	<b>83</b>	<b>0.00</b>	<b>320,000.00</b>	<b>53,333.40</b>
<b>NET CHANGE IN FUND BALANCE</b>	<b>-23,229.17</b>	<b>-232,291.70</b>		<b>0.00</b>		<b>-266,666.60</b>		<b>0.00</b>	<b>-320,000.00</b>	<b>-53,333.40</b>



**FUND DEPT 2107-010 : GEOGRAPHIC INF SYS FUND (GIS) - COUNTY BOARD**

11/13/2023 10:03:21 AM

**PERIOD ENDING 10/31/2023**

	ACTUAL LAST YEAR			ACTUAL THIS YEAR				ENCUMBRANCE	BUDGET	UNENCUMBERED BALANCE
	CURRENT MONTH	YEAR TO DATE	%	CURRENT MONTH	%	YEAR TO DATE	%			
<b>REVENUES</b>										
4007 CHARGES FOR SERVICES	28,890.00	247,581.00	75	21,348.00	6	200,034.00	61	0.00	330,000.00	129,966.00
4008 INVESTMENT EARNINGS	1,172.48	4,102.93	205 1	-6,405.39	-641	1,714.52	171	0.00	1,000.00	-714.52
<b>TOTAL REVENUES</b>	<b>30,062.48</b>	<b>251,683.93</b>	<b>76</b>	<b>14,942.61</b>	<b>5</b>	<b>201,748.52</b>	<b>61</b>	<b>0.00</b>	<b>331,000.00</b>	<b>129,251.48</b>
<b>EXPENDITURES</b>										
5020 SERVICES	0.00	172,080.50	53	78,313.00	23	254,554.00	76	0.00	333,627.00	79,073.00
<b>TOTAL EXPENDITURES</b>	<b>0.00</b>	<b>172,080.50</b>	<b>53</b>	<b>78,313.00</b>	<b>23</b>	<b>254,554.00</b>	<b>76</b>	<b>0.00</b>	<b>333,627.00</b>	<b>79,073.00</b>
<b>NET CHANGE IN FUND BALANCE</b>	<b>30,062.48</b>	<b>79,603.43</b>		<b>-63,370.39</b>		<b>-52,805.48</b>		<b>0.00</b>	<b>-2,627.00</b>	<b>50,178.48</b>




FUND DEPT 2108-050 : DEVLPMNTL DISABILITY FUND - DEVL MNTL DISABILITY BOARD

11/13/2023 10:03:21 AM

PERIOD ENDING 10/31/2023


	ACTUAL LAST YEAR			ACTUAL THIS YEAR				ENCUMBRANCE	BUDGET	UNENCUMBERED BALANCE
	CURRENT MONTH	YEAR TO DATE	%	CURRENT MONTH	%	YEAR TO DATE	%			
<b>REVENUES</b>										
4001 PROPERTY TAX	775,017.82	4,284,506.83	95	0.00	0	4,521,002.57	93	0.00	4,863,487.00	342,484.43
4008 INVESTMENT EARNINGS	6,389.11	18,711.02	187	20,735.58	103	59,711.39	298	0.00	2,000.00	-57,711.39
			1		7		6			
4009 MISCELLANEOUS REVENUES	0.00	0.00	0	0.00	0	1,537.00	31	0.00	5,000.00	3,463.00
<b>TOTAL REVENUES</b>	<b>781,406.93</b>	<b>4,303,217.85</b>	<b>95</b>	<b>20,735.58</b>	<b>0</b>	<b>4,582,250.96</b>	<b>94</b>	<b>0.00</b>	<b>4,870,487.00</b>	<b>288,236.04</b>
<b>EXPENDITURES</b>										
5020 SERVICES	778,952.00	3,872,223.00	86	367,939.00	8	3,877,193.00	80	0.00	4,824,487.00	947,294.00
<b>TOTAL EXPENDITURES</b>	<b>778,952.00</b>	<b>3,872,223.00</b>	<b>86</b>	<b>367,939.00</b>	<b>8</b>	<b>3,877,193.00</b>	<b>80</b>	<b>0.00</b>	<b>4,824,487.00</b>	<b>947,294.00</b>
<b>OTHER FINANCING SOURCES (USES)</b>										
6001 OTHER FINANCING SOURCES	0.00	0.00	0	0.00	0	0.00	0	0.00	4,000.00	4,000.00
7001 OTHER FINANCING USES	0.00	-50,000.00	100	0.00	0	-50,000.00	100	0.00	-50,000.00	0.00
<b>TOTAL OTHER FINANCING SOURCES (USES)</b>	<b>0.00</b>	<b>-50,000.00</b>		<b>0.00</b>		<b>-50,000.00</b>		<b>0.00</b>	<b>-46,000.00</b>	<b>4,000.00</b>
<b>NET CHANGE IN FUND BALANCE</b>	<b>2,454.93</b>	<b>380,994.85</b>		<b>-347,203.42</b>		<b>655,057.96</b>		<b>0.00</b>	<b>0.00</b>	<b>-655,057.96</b>



PERIOD ENDING 10/31/2023

	ACTUAL LAST YEAR			ACTUAL THIS YEAR				ENCUMBRANCE	BUDGET	UNENCUMBERED BALANCE
	CURRENT MONTH	YEAR TO DATE	%	CURRENT MONTH	%	YEAR TO DATE	%			
<b>REVENUES</b>										
4004 INTERGOVERNMENTAL REVENUE	0.00	0.00	0	0.00	0	0.00	0	0.00	5,469,000.00	5,469,000.00
<b>TOTAL REVENUES</b>	<b>0.00</b>	<b>0.00</b>	<b>0</b>	<b>0.00</b>	<b>0</b>	<b>0.00</b>	<b>0</b>	<b>0.00</b>	<b>5,469,000.00</b>	<b>5,469,000.00</b>
<b>EXPENDITURES</b>										
5001 SALARIES AND WAGES	0.00	0.00	0	87,687.00	4	330,704.04	17	0.00	2,003,541.32	1,672,837.28
5003 FRINGE BENEFITS	0.00	0.00	0	9,242.62	2	49,320.90	8	0.00	581,488.30	532,167.40
5010 COMMODITIES	0.00	0.00	0	12,938.37	8	76,588.40	49	0.00	157,692.00	81,103.60
5020 SERVICES	0.00	0.00	0	69,810.22	3	302,162.89	14	0.00	2,101,278.38	1,799,115.49
8000 CAPITAL OUTLAY	0.00	0.00	0	0.00	0	258,557.26	41	5,585.52	625,000.00	360,857.22
<b>TOTAL EXPENDITURES</b>	<b>0.00</b>	<b>0.00</b>	<b>0</b>	<b>179,678.21</b>	<b>3</b>	<b>1,017,333.49</b>	<b>19</b>	<b>5,585.52</b>	<b>5,469,000.00</b>	<b>4,446,080.99</b>
<b>OTHER FINANCING SOURCES (USES)</b>										
<b>TOTAL OTHER FINANCING SOURCES (USES)</b>	<b>0.00</b>	<b>0.00</b>		<b>0.00</b>		<b>0.00</b>		<b>0.00</b>	<b>0.00</b>	<b>0.00</b>
<b>NET CHANGE IN FUND BALANCE</b>	<b>0.00</b>	<b>0.00</b>		<b>-179,678.21</b>		<b>-1,017,333.49</b>		<b>-5,585.52</b>	<b>0.00</b>	<b>1,022,919.01</b>





FUND DEPT 2110-110 : WORKFORCE DEVELOPMENT FND - WORKFORCE DEVELOPMENT

11/13/2023 10:03:21 AM

PERIOD ENDING 10/31/2023

	ACTUAL LAST YEAR			ACTUAL THIS YEAR				ENCUMBRANCE	BUDGET	UNENCUMBERED BALANCE
	CURRENT MONTH	YEAR TO DATE	%	CURRENT MONTH	%	YEAR TO DATE	%			
<b>REVENUES</b>										
4004 INTERGOVERNMENTAL REVENUE	152,559.38	2,221,769.18	50	222,441.01	8	1,895,115.28	70	0.00	2,705,000.00	809,884.72
4007 CHARGES FOR SERVICES	3,104.68	72,526.95	52	28,489.52	21	162,150.80	117	0.00	138,500.00	-23,650.80
<b>TOTAL REVENUES</b>	<b>155,664.06</b>	<b>2,294,296.13</b>	<b>50</b>	<b>250,930.53</b>	<b>9</b>	<b>2,057,266.08</b>	<b>72</b>	<b>0.00</b>	<b>2,843,500.00</b>	<b>786,233.92</b>
<b>EXPENDITURES</b>										
5001 SALARIES AND WAGES	46,706.32	473,531.44	39	50,142.49	7	551,290.35	79	0.00	696,500.00	145,209.65
5003 FRINGE BENEFITS	14,263.83	112,834.02	26	5,506.85	2	131,316.95	48	0.00	276,000.00	144,683.05
5010 COMMODITIES	0.00	14,029.24	76	2,439.60	2	25,937.69	25	0.00	102,589.99	76,652.30
5020 SERVICES	137,599.29	1,818,859.96	63	302,757.10	17	1,627,970.03	92	0.00	1,764,260.01	136,289.98
8000 CAPITAL OUTLAY	0.00	158,975.00	100	0.00	0	0.00	0	0.00	0.00	0.00
<b>TOTAL EXPENDITURES</b>	<b>198,569.44</b>	<b>2,578,229.66</b>	<b>55</b>	<b>360,846.04</b>	<b>13</b>	<b>2,336,515.02</b>	<b>82</b>	<b>0.00</b>	<b>2,839,350.00</b>	<b>502,834.98</b>
<b>OTHER FINANCING SOURCES (USES)</b>										
6001 OTHER FINANCING SOURCES	0.00	0.00	0	0.00	0	0.00	0	0.00	50,000.00	50,000.00
7001 OTHER FINANCING USES	0.00	0.00	0	0.00	0	0.00	0	0.00	-50,000.00	-50,000.00
<b>TOTAL OTHER FINANCING SOURCES (USES)</b>	<b>0.00</b>	<b>0.00</b>		<b>0.00</b>		<b>0.00</b>		<b>0.00</b>	<b>0.00</b>	<b>0.00</b>
<b>NET CHANGE IN FUND BALANCE</b>	<b>-42,905.38</b>	<b>-283,933.53</b>		<b>-109,915.51</b>		<b>-279,248.94</b>		<b>0.00</b>	<b>4,150.00</b>	<b>283,398.94</b>



**FUND DEPT 2120-060 : HWY IDOT REBUILD GRANT - HIGHWAY**

11/13/2023 10:03:21 AM

**PERIOD ENDING 10/31/2023**

	ACTUAL LAST YEAR			ACTUAL THIS YEAR				ENCUMBRANCE	BUDGET	UNENCUMBERED BALANCE
	CURRENT MONTH	YEAR TO DATE	%	CURRENT MONTH	%	YEAR TO DATE	%			
<b>REVENUES</b>										
4004 INTERGOVERNMENTAL REVENUE	962,449.76	1,924,899.52	100	0.00	0	0.00	0	0.00	0.00	0.00
4008 INVESTMENT EARNINGS	47.14	20,511.15	684	0.00	0	0.00	0	0.00	2,000.00	2,000.00
<b>TOTAL REVENUES</b>	<b>962,496.90</b>	<b>1,945,410.67</b>	<b>101</b>	<b>0.00</b>	<b>0</b>	<b>0.00</b>	<b>0</b>	<b>0.00</b>	<b>2,000.00</b>	<b>2,000.00</b>
<b>EXPENDITURES</b>										
8000 CAPITAL OUTLAY	18,207.67	2,277,942.53	53	609,661.80	24	1,998,486.35	80	0.00	2,496,064.00	497,577.65
<b>TOTAL EXPENDITURES</b>	<b>18,207.67</b>	<b>2,277,942.53</b>	<b>53</b>	<b>609,661.80</b>	<b>24</b>	<b>1,998,486.35</b>	<b>80</b>	<b>0.00</b>	<b>2,496,064.00</b>	<b>497,577.65</b>
<b>NET CHANGE IN FUND BALANCE</b>	<b>944,289.23</b>	<b>-332,531.86</b>		<b>-609,661.80</b>		<b>-1,998,486.35</b>		<b>0.00</b>	<b>-2,494,064.00</b>	<b>-495,577.65</b>



**FUND DEPT 2121-060 : TWP IDOT REBUILD GRANT - HIGHWAY**

11/13/2023 10:03:21 AM

**PERIOD ENDING 10/31/2023**

	ACTUAL LAST YEAR			ACTUAL THIS YEAR				ENCUMBRANCE	BUDGET	UNENCUMBERED BALANCE
	CURRENT MONTH	YEAR TO DATE	%	CURRENT MONTH	%	YEAR TO DATE	%			
<b>REVENUES</b>										
4004 INTERGOVERNMENTAL REVENUE	862,467.37	1,724,934.74	0	0.00	0	0.00	0	0.00	0.00	0.00
4008 INVESTMENT EARNINGS	33.11	10,371.58	0	0.00	0	0.00	0	0.00	0.00	0.00
<b>TOTAL REVENUES</b>	<b>862,500.48</b>	<b>1,735,306.32</b>	<b>0</b>	<b>0.00</b>	<b>0</b>	<b>0.00</b>	<b>0</b>	<b>0.00</b>	<b>0.00</b>	<b>0.00</b>
<b>EXPENDITURES</b>										
5020 SERVICES	0.00	1,625,065.10	11	0.00	0	1,749,095.87	35	0.00	5,000,000.00	3,250,904.13
<b>TOTAL EXPENDITURES</b>	<b>0.00</b>	<b>1,625,065.10</b>	<b>11</b>	<b>0.00</b>	<b>0</b>	<b>1,749,095.87</b>	<b>35</b>	<b>0.00</b>	<b>5,000,000.00</b>	<b>3,250,904.13</b>
<b>NET CHANGE IN FUND BALANCE</b>	<b>862,500.48</b>	<b>110,241.22</b>		<b>0.00</b>		<b>-1,749,095.87</b>		<b>0.00</b>	<b>-5,000,000.00</b>	<b>-3,250,904.13</b>



FUND DEPT 2188-044 : SOCIAL SECURITY FUND - NURSING HOME

11/13/2023 10:03:21 AM

PERIOD ENDING 10/31/2023

	ACTUAL LAST YEAR			ACTUAL THIS YEAR				ENCUMBRANCE	BUDGET	UNENCUMBERED BALANCE
	CURRENT MONTH	YEAR TO DATE	%	CURRENT MONTH	%	YEAR TO DATE	%			
<b>EXPENDITURES</b>										
<i>TOTAL EXPENDITURES</i>	<i>0.00</i>	<i>0.00</i>	<i>0</i>	<i>0.00</i>	<i>0</i>	<i>0.00</i>	<i>0</i>	<i>0.00</i>	<i>0.00</i>	<i>0.00</i>
<b>OTHER FINANCING SOURCES (USES)</b>										
<i>TOTAL OTHER FINANCING SOURCES (USES)</i>	<i>0.00</i>	<i>0.00</i>		<i>0.00</i>		<i>0.00</i>		<i>0.00</i>	<i>0.00</i>	<i>0.00</i>
<b>NET CHANGE IN FUND BALANCE</b>	<b>0.00</b>	<b>0.00</b>		<b>0.00</b>		<b>0.00</b>		<b>0.00</b>	<b>0.00</b>	<b>0.00</b>



FUND DEPT 2188-075 : SOCIAL SECURITY FUND - GENERAL COUNTY

11/13/2023 10:03:21 AM

PERIOD ENDING 10/31/2023

	ACTUAL LAST YEAR			ACTUAL THIS YEAR				ENCUMBRANCE	BUDGET	UNENCUMBERED BALANCE
	CURRENT MONTH	YEAR TO DATE	%	CURRENT MONTH	%	YEAR TO DATE	%			
<b>REVENUES</b>										
4001 PROPERTY TAX	320,559.47	1,772,138.93	95	0.00	0	1,873,452.67	93	0.00	2,010,143.00	136,690.33
4008 INVESTMENT EARNINGS	2,114.93	6,024.90	0	25,881.01	2876	42,614.80	4735	0.00	900.00	-41,714.80
4009 MISCELLANEOUS REVENUES	0.00	884.53	0	0.00	0	0.01	0	0.00	0.00	-0.01
<b>TOTAL REVENUES</b>	<b>322,674.40</b>	<b>1,779,048.36</b>	<b>95</b>	<b>25,881.01</b>	<b>1</b>	<b>1,916,067.48</b>	<b>95</b>	<b>0.00</b>	<b>2,011,043.00</b>	<b>94,975.52</b>
<b>EXPENDITURES</b>										
5003 FRINGE BENEFITS	142,839.82	1,395,412.00	43	143,382.06	7	1,486,144.45	74	0.00	2,010,143.00	523,998.55
<b>TOTAL EXPENDITURES</b>	<b>142,839.82</b>	<b>1,395,412.00</b>	<b>43</b>	<b>143,382.06</b>	<b>7</b>	<b>1,486,144.45</b>	<b>74</b>	<b>0.00</b>	<b>2,010,143.00</b>	<b>523,998.55</b>
<b>OTHER FINANCING SOURCES (USES)</b>										
6001 OTHER FINANCING SOURCES	0.00	-6,302.44	0	0.00	0	0.00	0	0.00	0.00	0.00
<b>TOTAL OTHER FINANCING SOURCES (USES)</b>	<b>0.00</b>	<b>-6,302.44</b>		<b>0.00</b>		<b>0.00</b>		<b>0.00</b>	<b>0.00</b>	<b>0.00</b>
<b>NET CHANGE IN FUND BALANCE</b>	<b>179,834.58</b>	<b>377,333.92</b>		<b>-117,501.05</b>		<b>429,923.03</b>		<b>0.00</b>	<b>900.00</b>	<b>-429,023.03</b>




FUND DEPT 2474-474 : RPC USDA REVOLVING LOANS - RPC USDA REVOLVING LOANS

11/13/2023 10:03:21 AM

PERIOD ENDING 10/31/2023

	ACTUAL LAST YEAR			ACTUAL THIS YEAR				ENCUMBRANCE	BUDGET	UNENCUMBERED BALANCE
	CURRENT MONTH	YEAR TO DATE	%	CURRENT MONTH	%	YEAR TO DATE	%			
<b>REVENUES</b>										
4008 INVESTMENT EARNINGS	1,862.66	12,462.77	83	691.98	5	9,656.55	64	0.00	15,030.00	5,373.45
<b>TOTAL REVENUES</b>	<b>1,862.66</b>	<b>12,462.77</b>	<b>83</b>	<b>691.98</b>	<b>5</b>	<b>9,656.55</b>	<b>64</b>	<b>0.00</b>	<b>15,030.00</b>	<b>5,373.45</b>
<b>EXPENDITURES</b>										
5020 SERVICES	0.00	31,838.00	91	0.00	0	31,838.00	91	0.00	35,000.00	3,162.00
<b>TOTAL EXPENDITURES</b>	<b>0.00</b>	<b>31,838.00</b>	<b>91</b>	<b>0.00</b>	<b>0</b>	<b>31,838.00</b>	<b>91</b>	<b>0.00</b>	<b>35,000.00</b>	<b>3,162.00</b>
<b>OTHER FINANCING SOURCES (USES)</b>										
7001 OTHER FINANCING USES	-462.16	-2,884.60	41	0.00	0	-1,000.13	14	0.00	-7,000.00	-5,999.87
<b>TOTAL OTHER FINANCING SOURCES (USES)</b>	<b>-462.16</b>	<b>-2,884.60</b>		<b>0.00</b>		<b>-1,000.13</b>		<b>0.00</b>	<b>-7,000.00</b>	<b>-5,999.87</b>
<b>NET CHANGE IN FUND BALANCE</b>	<b>1,400.50</b>	<b>-22,259.83</b>		<b>691.98</b>		<b>-23,181.58</b>		<b>0.00</b>	<b>-26,970.00</b>	<b>-3,788.42</b>



FUND DEPT 2475-475 : RPC ECON DEVELOPMNT LOANS - RPC ECON DEVELOPMNT LOANS

11/13/2023 10:03:21 AM

PERIOD ENDING 10/31/2023

	ACTUAL LAST YEAR			ACTUAL THIS YEAR				ENCUMBRANCE	BUDGET	UNENCUMBERED BALANCE
	CURRENT MONTH	YEAR TO DATE	%	CURRENT MONTH	%	YEAR TO DATE	%			
<b>REVENUES</b>										
4008 INVESTMENT EARNINGS	16,302.55	123,205.68	111	14,478.68	17	165,233.36	199	0.00	83,000.00	-82,233.36
<b>TOTAL REVENUES</b>	<b>16,302.55</b>	<b>123,205.68</b>	<b>111</b>	<b>14,478.68</b>	<b>17</b>	<b>165,233.36</b>	<b>199</b>	<b>0.00</b>	<b>83,000.00</b>	<b>-82,233.36</b>
<b>EXPENDITURES</b>										
5020 SERVICES	0.00	0.00	0	0.00	0	1,727,748.63	92	0.00	1,882,751.00	155,002.37
<b>TOTAL EXPENDITURES</b>	<b>0.00</b>	<b>0.00</b>	<b>0</b>	<b>0.00</b>	<b>0</b>	<b>1,727,748.63</b>	<b>92</b>	<b>0.00</b>	<b>1,882,751.00</b>	<b>155,002.37</b>
<b>OTHER FINANCING SOURCES (USES)</b>										
6001 OTHER FINANCING SOURCES	0.00	0.00	0	0.00	0	0.00	0	0.00	100,000.00	100,000.00
7001 OTHER FINANCING USES	-71,371.99	-73,131.70	71	0.00	0	-6,744.33	9	0.00	-78,500.00	-71,755.67
<b>TOTAL OTHER FINANCING SOURCES (USES)</b>	<b>-71,371.99</b>	<b>-73,131.70</b>		<b>0.00</b>		<b>-6,744.33</b>		<b>0.00</b>	<b>21,500.00</b>	<b>28,244.33</b>
<b>NET CHANGE IN FUND BALANCE</b>	<b>-55,069.44</b>	<b>50,073.98</b>		<b>14,478.68</b>		<b>-1,569,259.60</b>		<b>0.00</b>	<b>-1,778,251.00</b>	<b>-208,991.40</b>



FUND DEPT 2609-026 : TAX INDEMNITY FUND - COUNTY TREASURER

11/13/2023 10:03:21 AM

PERIOD ENDING 10/31/2023

	ACTUAL LAST YEAR			ACTUAL THIS YEAR				ENCUMBRANCE	BUDGET	UNENCUMBERED BALANCE
	CURRENT MONTH	YEAR TO DATE	%	CURRENT MONTH	%	YEAR TO DATE	%			
<b>REVENUES</b>										
4007 CHARGES FOR SERVICES	0.00	0.00	0	0.00	0	25,938.00	0	0.00	0.00	-25,938.00
4008 INVESTMENT EARNINGS	0.00	0.00	0	-12,643.73	0	-6,447.80	0	0.00	0.00	6,447.80
<b>TOTAL REVENUES</b>	<b>0.00</b>	<b>0.00</b>	<b>0</b>	<b>-12,643.73</b>	<b>0</b>	<b>19,490.20</b>	<b>0</b>	<b>0.00</b>	<b>0.00</b>	<b>-19,490.20</b>
<b>EXPENDITURES</b>										
5020 SERVICES	0.00	0.00	0	0.00	0	99,000.00	100	0.00	99,000.00	0.00
<b>TOTAL EXPENDITURES</b>	<b>0.00</b>	<b>0.00</b>	<b>0</b>	<b>0.00</b>	<b>0</b>	<b>99,000.00</b>	<b>100</b>	<b>0.00</b>	<b>99,000.00</b>	<b>0.00</b>
<b>OTHER FINANCING SOURCES (USES)</b>										
<b>TOTAL OTHER FINANCING SOURCES (USES)</b>	<b>0.00</b>	<b>0.00</b>		<b>0.00</b>		<b>0.00</b>		<b>0.00</b>	<b>0.00</b>	<b>0.00</b>
<b>NET CHANGE IN FUND BALANCE</b>	<b>0.00</b>	<b>0.00</b>		<b>-12,643.73</b>		<b>-79,509.80</b>		<b>0.00</b>	<b>-99,000.00</b>	<b>-19,490.20</b>





FUND DEPT 2610-026 : WORKING CASH FUND - COUNTY TREASURER

11/13/2023 10:03:21 AM

PERIOD ENDING 10/31/2023

	ACTUAL LAST YEAR			ACTUAL THIS YEAR				ENCUMBRANCE	BUDGET	UNENCUMBERED BALANCE
	CURRENT MONTH	YEAR TO DATE	%	CURRENT MONTH	%	YEAR TO DATE	%			
<b>REVENUES</b>										
4008 INVESTMENT EARNINGS	854.74	3,234.77	46	-4,876.03	-70	1,952.53	28	0.00	7,000.00	5,047.47
<b>TOTAL REVENUES</b>	<b>854.74</b>	<b>3,234.77</b>	<b>46</b>	<b>-4,876.03</b>	<b>-70</b>	<b>1,952.53</b>	<b>28</b>	<b>0.00</b>	<b>7,000.00</b>	<b>5,047.47</b>
<b>OTHER FINANCING SOURCES (USES)</b>										
7001 OTHER FINANCING USES	0.00	0.00	0	0.00	0	0.00	0	0.00	-7,000.00	-7,000.00
<b>TOTAL OTHER FINANCING SOURCES (USES)</b>	<b>0.00</b>	<b>0.00</b>		<b>0.00</b>		<b>0.00</b>		<b>0.00</b>	<b>-7,000.00</b>	<b>-7,000.00</b>
<b>NET CHANGE IN FUND BALANCE</b>	<b>854.74</b>	<b>3,234.77</b>		<b>-4,876.03</b>		<b>1,952.53</b>		<b>0.00</b>	<b>0.00</b>	<b>-1,952.53</b>



**FUND DEPT 2611-022 : COUNTY CLK SURCHARGE FUND - COUNTY CLERK**

11/13/2023 10:03:21 AM

**PERIOD ENDING 10/31/2023**

	ACTUAL LAST YEAR			ACTUAL THIS YEAR				ENCUMBRANCE	BUDGET	UNENCUMBERED BALANCE
	CURRENT MONTH	YEAR TO DATE	%	CURRENT MONTH	%	YEAR TO DATE	%			
<b>REVENUES</b>										
4007 CHARGES FOR SERVICES	-176.00	7,996.00	67	0.00	0	0.00	0	0.00	0.00	0.00
<b>TOTAL REVENUES</b>	<b>-176.00</b>	<b>7,996.00</b>	<b>67</b>	<b>0.00</b>	<b>0</b>	<b>0.00</b>	<b>0</b>	<b>0.00</b>	<b>0.00</b>	<b>0.00</b>
<b>EXPENDITURES</b>										
5020 SERVICES	1,027.00	9,199.00	77	0.00	0	0.00	0	0.00	0.00	0.00
<b>TOTAL EXPENDITURES</b>	<b>1,027.00</b>	<b>9,199.00</b>	<b>77</b>	<b>0.00</b>	<b>0</b>	<b>0.00</b>	<b>0</b>	<b>0.00</b>	<b>0.00</b>	<b>0.00</b>
<b>NET CHANGE IN FUND BALANCE</b>	<b>-1,203.00</b>	<b>-1,203.00</b>		<b>0.00</b>		<b>0.00</b>		<b>0.00</b>	<b>0.00</b>	<b>0.00</b>



FUND DEPT 2612-040 : SHERIFF DRUG FORFEITURES - SHERIFF

11/13/2023 10:03:21 AM

PERIOD ENDING 10/31/2023

	ACTUAL LAST YEAR			ACTUAL THIS YEAR				ENCUMBRANCE	BUDGET	UNENCUMBERED BALANCE
	CURRENT MONTH	YEAR TO DATE	%	CURRENT MONTH	%	YEAR TO DATE	%			
<b>REVENUES</b>										
4005 FINES AND FORFEITURES	1,828.41	7,969.74	80	0.00	0	9,786.86	98	0.00	10,000.00	213.14
4008 INVESTMENT EARNINGS	274.52	1,023.40	204 7	-1,812.23	181 2	1.76	2	0.00	100.00	98.24
<b>TOTAL REVENUES</b>	<b>2,102.93</b>	<b>8,993.14</b>	<b>89</b>	<b>-1,812.23</b>	<b>-18</b>	<b>9,788.62</b>	<b>97</b>	<b>0.00</b>	<b>10,100.00</b>	<b>311.38</b>
<b>EXPENDITURES</b>										
5010 COMMODITIES	91.78	5,640.34	71	1,053.82	14	7,238.37	95	0.00	7,600.00	361.63
5020 SERVICES	1,047.94	2,031.43	11	89.24	1	11,508.24	85	0.00	13,500.00	1,991.76
<b>TOTAL EXPENDITURES</b>	<b>1,139.72</b>	<b>7,671.77</b>	<b>30</b>	<b>1,143.06</b>	<b>5</b>	<b>18,746.61</b>	<b>89</b>	<b>0.00</b>	<b>21,100.00</b>	<b>2,353.39</b>
<b>OTHER FINANCING SOURCES (USES)</b>										
<b>TOTAL OTHER FINANCING SOURCES (USES)</b>	<b>0.00</b>	<b>0.00</b>		<b>0.00</b>		<b>0.00</b>		<b>0.00</b>	<b>0.00</b>	<b>0.00</b>
<b>NET CHANGE IN FUND BALANCE</b>	<b>963.21</b>	<b>1,321.37</b>		<b>-2,955.29</b>		<b>-8,957.99</b>		<b>0.00</b>	<b>-11,000.00</b>	<b>-2,042.01</b>



FUND DEPT 2613-030 : COURT'S AUTOMATION FUND - CIRCUIT CLERK

11/13/2023 10:03:21 AM

PERIOD ENDING 10/31/2023

	ACTUAL LAST YEAR			ACTUAL THIS YEAR				ENCUMBRANCE	BUDGET	UNENCUMBERED BALANCE
	CURRENT MONTH	YEAR TO DATE	%	CURRENT MONTH	%	YEAR TO DATE	%			
<b>REVENUES</b>										
4004 INTERGOVERNMENTAL REVENUE	28,514.56	28,514.56	100	0.00	0	52,323.42	100	0.00	52,323.42	0.00
4007 CHARGES FOR SERVICES	26,223.07	168,753.99	75	20,316.85	10	194,988.40	97	0.00	200,000.00	5,011.60
4008 INVESTMENT EARNINGS	92.46	153.87	0	3,856.93	0	5,401.11	0	0.00	0.00	-5,401.11
<b>TOTAL REVENUES</b>	<b>54,830.09</b>	<b>197,422.42</b>	<b>78</b>	<b>24,173.78</b>	<b>10</b>	<b>252,712.93</b>	<b>100</b>	<b>0.00</b>	<b>252,323.42</b>	<b>-389.51</b>
<b>EXPENDITURES</b>										
5010 COMMODITIES	0.00	96.70	2	0.00	0	61,133.60	52	0.00	118,542.42	57,408.82
5020 SERVICES	0.00	214,489.89	90	0.00	0	149,403.71	66	0.00	226,700.00	77,296.29
8000 CAPITAL OUTLAY	0.00	28,514.56	85	0.00	0	0.00	0	0.00	0.00	0.00
<b>TOTAL EXPENDITURES</b>	<b>0.00</b>	<b>243,101.15</b>	<b>88</b>	<b>0.00</b>	<b>0</b>	<b>210,537.31</b>	<b>61</b>	<b>0.00</b>	<b>345,242.42</b>	<b>134,705.11</b>
<b>OTHER FINANCING SOURCES (USES)</b>										
<b>TOTAL OTHER FINANCING SOURCES (USES)</b>	<b>0.00</b>	<b>0.00</b>		<b>0.00</b>		<b>0.00</b>		<b>0.00</b>	<b>0.00</b>	<b>0.00</b>
<b>NET CHANGE IN FUND BALANCE</b>	<b>54,830.09</b>	<b>-45,678.73</b>		<b>24,173.78</b>		<b>42,175.62</b>		<b>0.00</b>	<b>-92,919.00</b>	<b>-135,094.62</b>



FUND DEPT 2614-023 : RECORDER'S AUTOMATION FND - RECORDER

11/13/2023 10:03:21 AM

PERIOD ENDING 10/31/2023

	ACTUAL LAST YEAR			ACTUAL THIS YEAR				ENCUMBRANCE	BUDGET	UNENCUMBERED BALANCE
	CURRENT MONTH	YEAR TO DATE	%	CURRENT MONTH	%	YEAR TO DATE	%			
<b>REVENUES</b>										
4007 CHARGES FOR SERVICES	14,522.32	142,657.01	79	17,530.67	10	154,072.55	86	0.00	180,000.00	25,927.45
4008 INVESTMENT EARNINGS	1,246.23	4,317.41	86	-6,188.08	-619	3,936.84	394	0.00	1,000.00	-2,936.84
<b>TOTAL REVENUES</b>	<b>15,768.55</b>	<b>146,974.42</b>	<b>79</b>	<b>11,342.59</b>	<b>6</b>	<b>158,009.39</b>	<b>87</b>	<b>0.00</b>	<b>181,000.00</b>	<b>22,990.61</b>
<b>EXPENDITURES</b>										
5001 SALARIES AND WAGES	1,756.21	11,745.37	46	1,185.84	4	12,056.04	44	0.00	27,128.00	15,071.96
5003 FRINGE BENEFITS	303.08	1,720.68	45	127.24	6	1,448.60	69	0.00	2,103.00	654.40
5010 COMMODITIES	34.76	65,271.69	373	0.00	0	7,206.85	41	0.00	17,422.00	10,215.15
5020 SERVICES	1,311.84	43,624.42	62	1,304.21	1	99,386.20	62	0.00	160,538.00	61,151.80
8000 CAPITAL OUTLAY	0.00	0.00	0	0.00	0	0.00	0	0.00	2,840.00	2,840.00
<b>TOTAL EXPENDITURES</b>	<b>3,405.89</b>	<b>122,362.16</b>	<b>68</b>	<b>2,617.29</b>	<b>1</b>	<b>120,097.69</b>	<b>57</b>	<b>0.00</b>	<b>210,031.00</b>	<b>89,933.31</b>
<b>NET CHANGE IN FUND BALANCE</b>	<b>12,362.66</b>	<b>24,612.26</b>		<b>8,725.30</b>		<b>37,911.70</b>		<b>0.00</b>	<b>-29,031.00</b>	<b>-66,942.70</b>



**FUND DEPT 2615-036 : PUBLIC DEFENDER AUTOMATN - PUBLIC DEFENDER**

11/13/2023 10:03:21 AM

**PERIOD ENDING 10/31/2023**

	ACTUAL LAST YEAR			ACTUAL THIS YEAR				ENCUMBRANCE	BUDGET	UNENCUMBERED BALANCE
	CURRENT MONTH	YEAR TO DATE	%	CURRENT MONTH	%	YEAR TO DATE	%			
<b>REVENUES</b>										
4007 CHARGES FOR SERVICES	50.00	395.00	61	393.00	60	4,005.60	616	0.00	650.00	-3,355.60
<b>TOTAL REVENUES</b>	<b>50.00</b>	<b>395.00</b>	<b>61</b>	<b>393.00</b>	<b>60</b>	<b>4,005.60</b>	<b>616</b>	<b>0.00</b>	<b>650.00</b>	<b>-3,355.60</b>
<b>EXPENDITURES</b>										
5010 COMMODITIES	0.00	0.00	0	0.00	0	0.00	0	0.00	650.00	650.00
<b>TOTAL EXPENDITURES</b>	<b>0.00</b>	<b>0.00</b>	<b>0</b>	<b>0.00</b>	<b>0</b>	<b>0.00</b>	<b>0</b>	<b>0.00</b>	<b>650.00</b>	<b>650.00</b>
<b>NET CHANGE IN FUND BALANCE</b>	<b>50.00</b>	<b>395.00</b>		<b>393.00</b>		<b>4,005.60</b>		<b>0.00</b>	<b>0.00</b>	<b>-4,005.60</b>



**FUND DEPT 2617-030 : CHILD SUPPORT SERV FUND - CIRCUIT CLERK**

11/13/2023 10:03:21 AM

**PERIOD ENDING 10/31/2023**

	ACTUAL LAST YEAR			ACTUAL THIS YEAR				ENCUMBRANCE	BUDGET	UNENCUMBERED BALANCE
	CURRENT MONTH	YEAR TO DATE	%	CURRENT MONTH	%	YEAR TO DATE	%			
<b>REVENUES</b>										
4007 CHARGES FOR SERVICES	0.00	258.28	1	0.00	0	324.00	3	0.00	10,000.00	9,676.00
4008 INVESTMENT EARNINGS	113.78	435.50	0	-585.52	0	222.71	0	0.00	0.00	-222.71
<b>TOTAL REVENUES</b>	<b>113.78</b>	<b>693.78</b>	<b>4</b>	<b>-585.52</b>	<b>-6</b>	<b>546.71</b>	<b>5</b>	<b>0.00</b>	<b>10,000.00</b>	<b>9,453.29</b>
<b>EXPENDITURES</b>										
5020 SERVICES	0.00	5,000.00	37	0.00	0	5,000.00	50	0.00	10,000.00	5,000.00
<b>TOTAL EXPENDITURES</b>	<b>0.00</b>	<b>5,000.00</b>	<b>28</b>	<b>0.00</b>	<b>0</b>	<b>5,000.00</b>	<b>50</b>	<b>0.00</b>	<b>10,000.00</b>	<b>5,000.00</b>
<b>OTHER FINANCING SOURCES (USES)</b>										
<b>TOTAL OTHER FINANCING SOURCES (USES)</b>	<b>0.00</b>	<b>0.00</b>		<b>0.00</b>		<b>0.00</b>		<b>0.00</b>	<b>0.00</b>	<b>0.00</b>
<b>NET CHANGE IN FUND BALANCE</b>	<b>113.78</b>	<b>-4,306.22</b>		<b>-585.52</b>		<b>-4,453.29</b>		<b>0.00</b>	<b>0.00</b>	<b>4,453.29</b>



FUND DEPT 2618-051 : PROBATION SERVICES FUND - JUVENILE DETENTION CENTER

11/13/2023 10:03:21 AM

PERIOD ENDING 10/31/2023

	ACTUAL LAST YEAR			ACTUAL THIS YEAR				ENCUMBRANCE	BUDGET	UNENCUMBERED BALANCE
	CURRENT MONTH	YEAR TO DATE	%	CURRENT MONTH	%	YEAR TO DATE	%			
<b>REVENUES</b>										
4007 CHARGES FOR SERVICES	2,996.99	23,806.79	53	3,435.00	10	29,162.16	83	0.00	35,000.00	5,837.84
<b>TOTAL REVENUES</b>	<b>2,996.99</b>	<b>23,806.79</b>	<b>53</b>	<b>3,435.00</b>	<b>10</b>	<b>29,162.16</b>	<b>83</b>	<b>0.00</b>	<b>35,000.00</b>	<b>5,837.84</b>
<b>EXPENDITURES</b>										
5020 SERVICES	0.00	0.00	0	0.00	0	0.00	0	0.00	9,000.00	9,000.00
8000 CAPITAL OUTLAY	0.00	0.00	0	0.00	0	45,720.00	99	0.00	46,000.00	280.00
<b>TOTAL EXPENDITURES</b>	<b>0.00</b>	<b>0.00</b>	<b>0</b>	<b>0.00</b>	<b>0</b>	<b>45,720.00</b>	<b>83</b>	<b>0.00</b>	<b>55,000.00</b>	<b>9,280.00</b>
<b>OTHER FINANCING SOURCES (USES)</b>										
<b>TOTAL OTHER FINANCING SOURCES (USES)</b>	<b>0.00</b>	<b>0.00</b>		<b>0.00</b>		<b>0.00</b>		<b>0.00</b>	<b>0.00</b>	<b>0.00</b>
<b>NET CHANGE IN FUND BALANCE</b>	<b>2,996.99</b>	<b>23,806.79</b>		<b>3,435.00</b>		<b>-16,557.84</b>		<b>0.00</b>	<b>-20,000.00</b>	<b>-3,442.16</b>





FUND DEPT 2618-052 : PROBATION SERVICES FUND - COURT SERVICES -PROBATION

11/13/2023 10:03:21 AM

PERIOD ENDING 10/31/2023

	ACTUAL LAST YEAR			ACTUAL THIS YEAR				ENCUMBRANCE	BUDGET	UNENCUMBERED BALANCE
	CURRENT MONTH	YEAR TO DATE	%	CURRENT MONTH	%	YEAR TO DATE	%			
<b>REVENUES</b>										
4007 CHARGES FOR SERVICES	17,202.90	204,397.42	55	20,334.11	6	205,352.91	63	0.00	325,000.00	119,647.09
4008 INVESTMENT EARNINGS	4,387.22	16,100.25	214 7	-24,009.72	-534	12,701.37	282	0.00	4,500.00	-8,201.37
4009 MISCELLANEOUS REVENUES	0.00	300.00	3	0.00	0	3,375.00	675	0.00	500.00	-2,875.00
<b>TOTAL REVENUES</b>	<b>21,590.12</b>	<b>220,797.67</b>	<b>57</b>	<b>-3,675.61</b>	<b>-1</b>	<b>221,429.28</b>	<b>67</b>	<b>0.00</b>	<b>330,000.00</b>	<b>108,570.72</b>
<b>EXPENDITURES</b>										
5010 COMMODITIES	6,517.89	33,150.28	39	1,224.30	2	24,737.85	32	0.00	78,250.00	53,512.15
5020 SERVICES	8,039.98	78,338.35	27	7,490.16	3	98,286.19	33	0.00	294,250.00	195,963.81
8000 CAPITAL OUTLAY	0.00	0.00	0	0.00	0	0.00	0	0.00	36,500.00	36,500.00
<b>TOTAL EXPENDITURES</b>	<b>14,557.87</b>	<b>111,488.63</b>	<b>27</b>	<b>8,714.46</b>	<b>2</b>	<b>123,024.04</b>	<b>30</b>	<b>0.00</b>	<b>409,000.00</b>	<b>285,975.96</b>
<b>OTHER FINANCING SOURCES (USES)</b>										
7001 OTHER FINANCING USES	0.00	0.00	0	0.00	0	0.00	0	0.00	-10,000.00	-10,000.00
<b>TOTAL OTHER FINANCING SOURCES (USES)</b>	<b>0.00</b>	<b>0.00</b>		<b>0.00</b>		<b>0.00</b>		<b>0.00</b>	<b>-10,000.00</b>	<b>-10,000.00</b>
<b>NET CHANGE IN FUND BALANCE</b>	<b>7,032.25</b>	<b>109,309.04</b>		<b>-12,390.07</b>		<b>98,405.24</b>		<b>0.00</b>	<b>-89,000.00</b>	<b>-187,405.24</b>



FUND DEPT 2619-026 : TAX SALE AUTOMATION FUND - COUNTY TREASURER

11/13/2023 10:03:21 AM

PERIOD ENDING 10/31/2023

	ACTUAL LAST YEAR			ACTUAL THIS YEAR				ENCUMBRANCE	BUDGET	UNENCUMBERED BALANCE
	CURRENT MONTH	YEAR TO DATE	%	CURRENT MONTH	%	YEAR TO DATE	%			
<b>REVENUES</b>										
4007 CHARGES FOR SERVICES	23,162.00	31,170.60	156	342.50	2	7,733.25	45	0.00	17,200.00	9,466.75
4008 INVESTMENT EARNINGS	36.00	104.29	52	-263.73	-132	-55.70	-28	0.00	200.00	255.70
<b>TOTAL REVENUES</b>	<b>23,198.00</b>	<b>31,274.89</b>	<b>155</b>	<b>78.77</b>	<b>0</b>	<b>7,677.55</b>	<b>44</b>	<b>0.00</b>	<b>17,400.00</b>	<b>9,722.45</b>
<b>EXPENDITURES</b>										
5001 SALARIES AND WAGES	1,960.00	16,324.00	93	492.00	4	12,462.00	108	0.00	11,500.00	-962.00
5003 FRINGE BENEFITS	313.16	1,445.20	175	48.40	4	1,129.21	98	0.00	1,157.00	27.79
5010 COMMODITIES	0.00	0.00	0	0.00	0	0.00	0	0.00	2,000.00	2,000.00
5020 SERVICES	410.00	485.00	24	0.00	0	410.00	16	0.00	2,500.00	2,090.00
<b>TOTAL EXPENDITURES</b>	<b>2,683.16</b>	<b>18,254.20</b>	<b>85</b>	<b>540.40</b>	<b>3</b>	<b>14,001.21</b>	<b>82</b>	<b>0.00</b>	<b>17,157.00</b>	<b>3,155.79</b>
<b>NET CHANGE IN FUND BALANCE</b>	<b>20,514.84</b>	<b>13,020.69</b>		<b>-461.63</b>		<b>-6,323.66</b>		<b>0.00</b>	<b>243.00</b>	<b>6,566.66</b>



FUND DEPT 2621-041 : STS ATTY DRUG FORFEITURES - STATES ATTORNEY

11/13/2023 10:03:21 AM

PERIOD ENDING 10/31/2023

	ACTUAL LAST YEAR			ACTUAL THIS YEAR				ENCUMBRANCE	BUDGET	UNENCUMBERED BALANCE
	CURRENT MONTH	YEAR TO DATE	%	CURRENT MONTH	%	YEAR TO DATE	%			
<b>REVENUES</b>										
4005 FINES AND FORFEITURES	3,961.51	56,439.05	235	22,050.09	92	46,622.20	194	0.00	24,000.00	-22,622.20
4008 INVESTMENT EARNINGS	276.32	1,105.76	0	-2,825.17	376	-1,242.47	165	0.00	75.00	1,317.47
					7		7			
<b>TOTAL REVENUES</b>	<b>4,237.83</b>	<b>57,544.81</b>	<b>240</b>	<b>19,224.92</b>	<b>80</b>	<b>45,379.73</b>	<b>188</b>	<b>0.00</b>	<b>24,075.00</b>	<b>-21,304.73</b>
<b>EXPENDITURES</b>										
5010 COMMODITIES	3,166.79	22,123.99	42	5,969.24	11	47,001.26	89	0.00	52,875.00	5,873.74
5020 SERVICES	1,230.50	22,562.28	44	7,542.99	14	26,300.89	48	0.00	54,300.00	27,999.11
<b>TOTAL EXPENDITURES</b>	<b>4,397.29</b>	<b>44,686.27</b>	<b>43</b>	<b>13,512.23</b>	<b>13</b>	<b>73,302.15</b>	<b>68</b>	<b>0.00</b>	<b>107,175.00</b>	<b>33,872.85</b>
<b>OTHER FINANCING SOURCES (USES)</b>										
<b>TOTAL OTHER FINANCING SOURCES (USES)</b>	<b>0.00</b>	<b>0.00</b>		<b>0.00</b>		<b>0.00</b>		<b>0.00</b>	<b>0.00</b>	<b>0.00</b>
<b>NET CHANGE IN FUND BALANCE</b>	<b>-159.46</b>	<b>12,858.54</b>		<b>5,712.69</b>		<b>-27,922.42</b>		<b>0.00</b>	<b>-83,100.00</b>	<b>-55,177.58</b>



FUND DEPT 2627-026 : PROPERTY TAX INT FEE FUND - COUNTY TREASURER

11/13/2023 10:03:21 AM

PERIOD ENDING 10/31/2023

	ACTUAL LAST YEAR			ACTUAL THIS YEAR				ENCUMBRANCE	BUDGET	UNENCUMBERED BALANCE
	CURRENT MONTH	YEAR TO DATE	%	CURRENT MONTH	%	YEAR TO DATE	%			
<b>REVENUES</b>										
4007 CHARGES FOR SERVICES	0.00	240.00	0	0.00	0	480.00	1	0.00	55,000.00	54,520.00
4008 INVESTMENT EARNINGS	25.68	85.03	4	30.40	2	178.45	9	0.00	2,000.00	1,821.55
<b>TOTAL REVENUES</b>	<b>25.68</b>	<b>325.03</b>	<b>1</b>	<b>30.40</b>	<b>0</b>	<b>658.45</b>	<b>1</b>	<b>0.00</b>	<b>57,000.00</b>	<b>56,341.55</b>
<b>OTHER FINANCING SOURCES (USES)</b>										
7001 OTHER FINANCING USES	0.00	0.00	0	0.00	0	0.00	0	0.00	-57,000.00	-57,000.00
<b>TOTAL OTHER FINANCING SOURCES (USES)</b>	<b>0.00</b>	<b>0.00</b>		<b>0.00</b>		<b>0.00</b>		<b>0.00</b>	<b>-57,000.00</b>	<b>-57,000.00</b>
<b>NET CHANGE IN FUND BALANCE</b>	<b>25.68</b>	<b>325.03</b>		<b>30.40</b>		<b>658.45</b>		<b>0.00</b>	<b>0.00</b>	<b>-658.45</b>



FUND DEPT 2628-022 : ELECTN ASSIST/ACCESSIBLTY - COUNTY CLERK

11/13/2023 10:03:21 AM

PERIOD ENDING 10/31/2023

	ACTUAL LAST YEAR			ACTUAL THIS YEAR				ENCUMBRANCE	BUDGET	UNENCUMBERED BALANCE
	CURRENT MONTH	YEAR TO DATE	%	CURRENT MONTH	%	YEAR TO DATE	%			
<b>REVENUES</b>										
4004 INTERGOVERNMENTAL REVENUE	0.00	77,461.30	35	0.00	0	117,597.93	51	0.00	230,607.00	113,009.07
<b>TOTAL REVENUES</b>	<b>0.00</b>	<b>77,461.30</b>	<b>35</b>	<b>0.00</b>	<b>0</b>	<b>117,597.93</b>	<b>51</b>	<b>0.00</b>	<b>230,607.00</b>	<b>113,009.07</b>
<b>EXPENDITURES</b>										
5001 SALARIES AND WAGES	3,321.10	21,286.41	61	1,724.45	2	9,957.20	14	0.00	70,000.00	60,042.80
5003 FRINGE BENEFITS	406.71	1,866.12	61	133.37	2	852.94	12	0.00	7,035.00	6,182.06
5010 COMMODITIES	0.00	67,679.19	63	0.00	0	0.00	0	0.00	2,516.00	2,516.00
5020 SERVICES	2,061.09	22,304.04	29	732.86	0	129,069.88	85	0.00	151,056.00	21,986.12
<b>TOTAL EXPENDITURES</b>	<b>5,788.90</b>	<b>113,135.76</b>	<b>51</b>	<b>2,590.68</b>	<b>1</b>	<b>139,880.02</b>	<b>61</b>	<b>0.00</b>	<b>230,607.00</b>	<b>90,726.98</b>
<b>OTHER FINANCING SOURCES (USES)</b>										
<b>TOTAL OTHER FINANCING SOURCES (USES)</b>	<b>0.00</b>	<b>0.00</b>		<b>0.00</b>		<b>0.00</b>		<b>0.00</b>	<b>0.00</b>	<b>0.00</b>
<b>NET CHANGE IN FUND BALANCE</b>	<b>-5,788.90</b>	<b>-35,674.46</b>		<b>-2,590.68</b>		<b>-22,282.09</b>		<b>0.00</b>	<b>0.00</b>	<b>22,282.09</b>



FUND DEPT 2629-010 : COUNTY HISTORICAL FUND - COUNTY BOARD

11/13/2023 10:03:21 AM

PERIOD ENDING 10/31/2023

	ACTUAL LAST YEAR			ACTUAL THIS YEAR				ENCUMBRANCE	BUDGET	UNENCUMBERED BALANCE
	CURRENT MONTH	YEAR TO DATE	%	CURRENT MONTH	%	YEAR TO DATE	%			
<b>REVENUES</b>										
4008 INVESTMENT EARNINGS	20.18	76.39	764	-116.42	-388	46.38	155	0.00	30.00	-16.38
<b>TOTAL REVENUES</b>	<b>20.18</b>	<b>76.39</b>	<b>764</b>	<b>-116.42</b>	<b>-388</b>	<b>46.38</b>	<b>155</b>	<b>0.00</b>	<b>30.00</b>	<b>-16.38</b>
<b>EXPENDITURES</b>										
5020 SERVICES	0.00	0.00	0	0.00	0	0.00	0	0.00	5,000.00	5,000.00
<b>TOTAL EXPENDITURES</b>	<b>0.00</b>	<b>0.00</b>	<b>0</b>	<b>0.00</b>	<b>0</b>	<b>0.00</b>	<b>0</b>	<b>0.00</b>	<b>5,000.00</b>	<b>5,000.00</b>
<b>NET CHANGE IN FUND BALANCE</b>	<b>20.18</b>	<b>76.39</b>		<b>-116.42</b>		<b>46.38</b>		<b>0.00</b>	<b>-4,970.00</b>	<b>-5,016.38</b>



FUND DEPT 2630-030 : CIR CLK OPERATION & ADMIN - CIRCUIT CLERK

11/13/2023 10:03:21 AM

PERIOD ENDING 10/31/2023

	ACTUAL LAST YEAR			ACTUAL THIS YEAR				ENCUMBRANCE	BUDGET	UNENCUMBERED BALANCE
	CURRENT MONTH	YEAR TO DATE	%	CURRENT MONTH	%	YEAR TO DATE	%			
<b>REVENUES</b>										
4004 INTERGOVERNMENTAL REVENUE	0.00	0.00	0	0.00	0	30,556.34	108	0.00	28,301.00	-2,255.34
4007 CHARGES FOR SERVICES	16,075.73	721,012.82	271	51,637.85	11	453,893.23	101	0.00	450,000.00	-3,893.23
4008 INVESTMENT EARNINGS	1,246.74	3,142.73	0	-24,908.31	0	-19,266.09	0	0.00	0.00	19,266.09
<b>TOTAL REVENUES</b>	<b>17,322.47</b>	<b>724,155.55</b>	<b>272</b>	<b>26,729.54</b>	<b>6</b>	<b>465,183.48</b>	<b>97</b>	<b>0.00</b>	<b>478,301.00</b>	<b>13,117.52</b>
<b>EXPENDITURES</b>										
5001 SALARIES AND WAGES	0.00	75,935.92	100	0.00	0	0.00	0	0.00	79,997.00	79,997.00
5003 FRINGE BENEFITS	-832.53	16,130.64	100	0.00	0	0.00	0	0.00	21,125.00	21,125.00
5010 COMMODITIES	1,998.00	35,310.48	45	450.85	1	12,502.28	19	0.00	67,501.00	54,998.72
5020 SERVICES	97,449.38	166,226.34	81	1,545.89	1	141,439.76	73	0.00	193,582.00	52,142.24
<b>TOTAL EXPENDITURES</b>	<b>98,614.85</b>	<b>293,603.38</b>	<b>78</b>	<b>1,996.74</b>	<b>1</b>	<b>153,942.04</b>	<b>43</b>	<b>0.00</b>	<b>362,205.00</b>	<b>208,262.96</b>
<b>OTHER FINANCING SOURCES (USES)</b>										
7001 OTHER FINANCING USES	0.00	0.00	0	0.00	0	-19,900.00	100	0.00	-19,900.00	0.00
<b>TOTAL OTHER FINANCING SOURCES (USES)</b>	<b>0.00</b>	<b>0.00</b>		<b>0.00</b>		<b>-19,900.00</b>		<b>0.00</b>	<b>-19,900.00</b>	<b>0.00</b>
<b>NET CHANGE IN FUND BALANCE</b>	<b>-81,292.38</b>	<b>430,552.17</b>		<b>24,732.80</b>		<b>291,341.44</b>		<b>0.00</b>	<b>96,196.00</b>	<b>-195,145.44</b>



FUND DEPT 2632-030 : CIR CLK ELCTRNC CITATIONS - CIRCUIT CLERK

11/13/2023 10:03:21 AM

PERIOD ENDING 10/31/2023

	ACTUAL LAST YEAR			ACTUAL THIS YEAR				ENCUMBRANCE	BUDGET	UNENCUMBERED BALANCE
	CURRENT MONTH	YEAR TO DATE	%	CURRENT MONTH	%	YEAR TO DATE	%			
<b>REVENUES</b>										
4007 CHARGES FOR SERVICES	4,288.00	35,484.95	65	5,496.23	12	51,048.19	113	0.00	45,000.00	-6,048.19
4008 INVESTMENT EARNINGS	584.34	2,079.80	0	-1,975.81	0	3,298.86	0	0.00	0.00	-3,298.86
<b>TOTAL REVENUES</b>	<b>4,872.34</b>	<b>37,564.75</b>	<b>68</b>	<b>3,520.42</b>	<b>8</b>	<b>54,347.05</b>	<b>121</b>	<b>0.00</b>	<b>45,000.00</b>	<b>-9,347.05</b>
<b>EXPENDITURES</b>										
5020 SERVICES	0.00	0.00	0	0.00	0	0.00	0	0.00	225,000.00	225,000.00
<b>TOTAL EXPENDITURES</b>	<b>0.00</b>	<b>0.00</b>	<b>0</b>	<b>0.00</b>	<b>0</b>	<b>0.00</b>	<b>0</b>	<b>0.00</b>	<b>225,000.00</b>	<b>225,000.00</b>
<b>NET CHANGE IN FUND BALANCE</b>	<b>4,872.34</b>	<b>37,564.75</b>		<b>3,520.42</b>		<b>54,347.05</b>		<b>0.00</b>	<b>-180,000.00</b>	<b>-234,347.05</b>





FUND DEPT 2633-041 : STS ATTY RECORDS AUTOMATN - STATES ATTORNEY

11/13/2023 10:03:21 AM

PERIOD ENDING 10/31/2023

	ACTUAL LAST YEAR			ACTUAL THIS YEAR				ENCUMBRANCE	BUDGET	UNENCUMBERED BALANCE
	CURRENT MONTH	YEAR TO DATE	%	CURRENT MONTH	%	YEAR TO DATE	%			
<b>REVENUES</b>										
4007 CHARGES FOR SERVICES	456.00	3,187.82	64	410.00	8	3,432.00	69	0.00	5,000.00	1,568.00
4008 INVESTMENT EARNINGS	21.28	80.72	269	18.03	120	177.96	118 6	0.00	15.00	-162.96
<b>TOTAL REVENUES</b>	<b>477.28</b>	<b>3,268.54</b>	<b>65</b>	<b>428.03</b>	<b>9</b>	<b>3,609.96</b>	<b>72</b>	<b>0.00</b>	<b>5,015.00</b>	<b>1,405.04</b>
<b>EXPENDITURES</b>										
5020 SERVICES	5,000.00	5,000.00	100	5,000.00	100	5,000.00	100	0.00	5,000.00	0.00
<b>TOTAL EXPENDITURES</b>	<b>5,000.00</b>	<b>5,000.00</b>	<b>100</b>	<b>5,000.00</b>	<b>100</b>	<b>5,000.00</b>	<b>100</b>	<b>0.00</b>	<b>5,000.00</b>	<b>0.00</b>
<b>NET CHANGE IN FUND BALANCE</b>	<b>-4,522.72</b>	<b>-1,731.46</b>		<b>-4,571.97</b>		<b>-1,390.04</b>		<b>0.00</b>	<b>15.00</b>	<b>1,405.04</b>



**FUND DEPT 2634-036 : PUBLIC DEFENDER GRANT FUND - PUBLIC DEFENDER**

11/13/2023 10:03:21 AM

**PERIOD ENDING 10/31/2023**

	ACTUAL LAST YEAR			ACTUAL THIS YEAR				ENCUMBRANCE	BUDGET	UNENCUMBERED BALANCE
	CURRENT MONTH	YEAR TO DATE	%	CURRENT MONTH	%	YEAR TO DATE	%			
<b>REVENUES</b>										
4004 INTERGOVERNMENTAL REVENUE	0.00	0.00	0	0.00	0	132,422.41	100	0.00	132,422.41	0.00
<b>TOTAL REVENUES</b>	<b>0.00</b>	<b>0.00</b>	<b>0</b>	<b>0.00</b>	<b>0</b>	<b>132,422.41</b>	<b>100</b>	<b>0.00</b>	<b>132,422.41</b>	<b>0.00</b>
<b>EXPENDITURES</b>										
5001 SALARIES AND WAGES	0.00	0.00	0	0.00	0	0.00	0	0.00	85,000.00	85,000.00
5020 SERVICES	0.00	0.00	0	0.00	0	0.00	0	0.00	47,422.41	47,422.41
<b>TOTAL EXPENDITURES</b>	<b>0.00</b>	<b>0.00</b>	<b>0</b>	<b>0.00</b>	<b>0</b>	<b>0.00</b>	<b>0</b>	<b>0.00</b>	<b>132,422.41</b>	<b>132,422.41</b>
<b>NET CHANGE IN FUND BALANCE</b>	<b>0.00</b>	<b>0.00</b>		<b>0.00</b>		<b>132,422.41</b>		<b>0.00</b>	<b>0.00</b>	<b>-132,422.41</b>



**FUND DEPT 2635-040 : CANNABIS REGULATION FUND - SHERIFF**

11/13/2023 10:03:21 AM

**PERIOD ENDING 10/31/2023**

	ACTUAL LAST YEAR			ACTUAL THIS YEAR				ENCUMBRANCE	BUDGET	UNENCUMBERED BALANCE
	CURRENT MONTH	YEAR TO DATE	%	CURRENT MONTH	%	YEAR TO DATE	%			
<b>REVENUES</b>										
4004 INTERGOVERNMENTAL REVENUE	0.00	29,552.62	62	3,572.55	7	26,767.96	56	0.00	48,000.00	21,232.04
4008 INVESTMENT EARNINGS	192.06	604.14	0	-354.36	-354	1,572.33	157 2	0.00	100.00	-1,472.33
4009 MISCELLANEOUS REVENUES	2,850.00	2,850.00	0	0.00	0	0.00	0	0.00	0.00	0.00
<b>TOTAL REVENUES</b>	<b>3,042.06</b>	<b>33,006.76</b>	<b>69</b>	<b>3,218.19</b>	<b>7</b>	<b>28,340.29</b>	<b>59</b>	<b>0.00</b>	<b>48,100.00</b>	<b>19,759.71</b>
<b>EXPENDITURES</b>										
5010 COMMODITIES	0.00	0.00	0	0.00	0	11,400.00	46	0.00	25,000.00	13,600.00
5020 SERVICES	0.00	0.00	0	0.00	0	0.00	0	0.00	23,000.00	23,000.00
<b>TOTAL EXPENDITURES</b>	<b>0.00</b>	<b>0.00</b>	<b>0</b>	<b>0.00</b>	<b>0</b>	<b>11,400.00</b>	<b>24</b>	<b>0.00</b>	<b>48,000.00</b>	<b>36,600.00</b>
<b>NET CHANGE IN FUND BALANCE</b>	<b>3,042.06</b>	<b>33,006.76</b>		<b>3,218.19</b>		<b>16,940.29</b>		<b>0.00</b>	<b>100.00</b>	<b>-16,840.29</b>



**FUND DEPT 2638-042 : CORONER STATUTORY FEES - CORONER**

11/13/2023 10:03:21 AM

**PERIOD ENDING 10/31/2023**

	ACTUAL LAST YEAR			ACTUAL THIS YEAR				ENCUMBRANCE	BUDGET	UNENCUMBERED BALANCE
	CURRENT MONTH	YEAR TO DATE	%	CURRENT MONTH	%	YEAR TO DATE	%			
<b>REVENUES</b>										
4007 CHARGES FOR SERVICES	50.00	51,306.37	83	8,995.34	14	53,082.08	80	0.00	66,000.00	12,917.92
<b>TOTAL REVENUES</b>	<b>50.00</b>	<b>51,306.37</b>	<b>83</b>	<b>8,995.34</b>	<b>14</b>	<b>53,082.08</b>	<b>80</b>	<b>0.00</b>	<b>66,000.00</b>	<b>12,917.92</b>
<b>EXPENDITURES</b>										
5010 COMMODITIES	518.98	8,178.21	38	524.58	2	11,449.42	46	0.00	24,655.00	13,205.58
5020 SERVICES	870.15	10,639.55	72	1,785.97	11	12,291.92	74	0.00	16,625.00	4,333.08
8000 CAPITAL OUTLAY	0.00	0.00	0	0.00	0	0.00	0	0.00	45,000.00	45,000.00
<b>TOTAL EXPENDITURES</b>	<b>1,389.13</b>	<b>18,817.76</b>	<b>52</b>	<b>2,310.55</b>	<b>3</b>	<b>23,741.34</b>	<b>28</b>	<b>0.00</b>	<b>86,280.00</b>	<b>62,538.66</b>
<b>NET CHANGE IN FUND BALANCE</b>	<b>-1,339.13</b>	<b>32,488.61</b>		<b>6,684.79</b>		<b>29,340.74</b>		<b>0.00</b>	<b>-20,280.00</b>	<b>-49,620.74</b>



**FUND DEPT 2638-140 : CORONER STATUTORY FEES - CORRECTIONAL CENTER**

11/13/2023 10:03:21 AM

**PERIOD ENDING 10/31/2023**

	ACTUAL LAST YEAR			ACTUAL THIS YEAR				ENCUMBRANCE	BUDGET	UNENCUMBERED BALANCE
	CURRENT MONTH	YEAR TO DATE	%	CURRENT MONTH	%	YEAR TO DATE	%			
<b>EXPENDITURES</b>										
<b>TOTAL EXPENDITURES</b>	0.00	0.00	0	0.00	0	0.00	0	0.00	0.00	0.00
<b>NET CHANGE IN FUND BALANCE</b>	0.00	0.00		0.00		0.00		0.00	0.00	0.00



**FUND DEPT 2658-140 : JAIL COMMISSARY - CORRECTIONAL CENTER**

11/13/2023 10:03:21 AM

**PERIOD ENDING 10/31/2023**

	ACTUAL LAST YEAR			ACTUAL THIS YEAR				ENCUMBRANCE	BUDGET	UNENCUMBERED BALANCE
	CURRENT MONTH	YEAR TO DATE	%	CURRENT MONTH	%	YEAR TO DATE	%			
<b>REVENUES</b>										
4008 INVESTMENT EARNINGS	1,353.01	4,891.38	489	-6,575.16	-506	5,209.45	401	0.00	1,300.00	-3,909.45
4009 MISCELLANEOUS REVENUES	34,137.89	107,918.83	107	1,228.46	1	55,688.06	51	0.00	110,000.00	54,311.94
<b>TOTAL REVENUES</b>	<b>35,490.90</b>	<b>112,810.21</b>	<b>111</b>	<b>-5,346.70</b>	<b>-5</b>	<b>60,897.51</b>	<b>55</b>	<b>0.00</b>	<b>111,300.00</b>	<b>50,402.49</b>
<b>EXPENDITURES</b>										
5010 COMMODITIES	220.00	1,218.65	3	672.00	4	7,412.83	44	0.00	17,000.00	9,587.17
5020 SERVICES	1,167.18	23,570.58	11	289.45	1	11,139.78	36	0.00	30,660.00	19,520.22
8000 CAPITAL OUTLAY	0.00	0.00	0	0.00	0	0.00	0	0.00	45,000.00	45,000.00
<b>TOTAL EXPENDITURES</b>	<b>1,387.18</b>	<b>24,789.23</b>	<b>8</b>	<b>961.45</b>	<b>1</b>	<b>18,552.61</b>	<b>20</b>	<b>0.00</b>	<b>92,660.00</b>	<b>74,107.39</b>
<b>NET CHANGE IN FUND BALANCE</b>	<b>34,103.72</b>	<b>88,020.98</b>		<b>-6,308.15</b>		<b>42,344.90</b>		<b>0.00</b>	<b>18,640.00</b>	<b>-23,704.90</b>



**FUND DEPT 2659-140 : COUNTY JAIL MEDICAL COSTS - CORRECTIONAL CENTER**

11/13/2023 10:03:21 AM

**PERIOD ENDING 10/31/2023**

	ACTUAL LAST YEAR			ACTUAL THIS YEAR				ENCUMBRANCE	BUDGET	UNENCUMBERED BALANCE
	CURRENT MONTH	YEAR TO DATE	%	CURRENT MONTH	%	YEAR TO DATE	%			
<b>REVENUES</b>										
4007 CHARGES FOR SERVICES	566.00	4,830.71	20	480.00	2	4,061.66	20	0.00	20,000.00	15,938.34
4008 INVESTMENT EARNINGS	17.64	52.53	53	106.98	107 0	210.09	210 1	0.00	10.00	-200.09
<b>TOTAL REVENUES</b>	<b>583.64</b>	<b>4,883.24</b>	<b>20</b>	<b>586.98</b>	<b>3</b>	<b>4,271.75</b>	<b>21</b>	<b>0.00</b>	<b>20,010.00</b>	<b>15,738.25</b>
<b>OTHER FINANCING SOURCES (USES)</b>										
7001 OTHER FINANCING USES	0.00	0.00	0	0.00	0	0.00	0	0.00	-20,010.00	-20,010.00
<b>TOTAL OTHER FINANCING SOURCES (USES)</b>	<b>0.00</b>	<b>0.00</b>		<b>0.00</b>		<b>0.00</b>		<b>0.00</b>	<b>-20,010.00</b>	<b>-20,010.00</b>
<b>NET CHANGE IN FUND BALANCE</b>	<b>583.64</b>	<b>4,883.24</b>		<b>586.98</b>		<b>4,271.75</b>		<b>0.00</b>	<b>0.00</b>	<b>-4,271.75</b>



FUND DEPT 2670-022 : COUNTY CLK AUTOMATION FND - COUNTY CLERK

11/13/2023 10:03:21 AM

PERIOD ENDING 10/31/2023

	ACTUAL LAST YEAR			ACTUAL THIS YEAR				ENCUMBRANCE	BUDGET	UNENCUMBERED BALANCE
	CURRENT MONTH	YEAR TO DATE	%	CURRENT MONTH	%	YEAR TO DATE	%			
<b>REVENUES</b>										
4007 CHARGES FOR SERVICES	584.00	14,034.00	56	0.00	0	10,206.00	41	0.00	25,000.00	14,794.00
4008 INVESTMENT EARNINGS	83.80	266.12	133	-417.01	-209	234.81	117	0.00	200.00	-34.81
4009 MISCELLANEOUS REVENUES	492.80	16,170.15	404	1,574.00	13	4,962.00	40	0.00	12,500.00	7,538.00
<b>TOTAL REVENUES</b>	<b>1,160.60</b>	<b>30,470.27</b>	<b>104</b>	<b>1,156.99</b>	<b>3</b>	<b>15,402.81</b>	<b>41</b>	<b>0.00</b>	<b>37,700.00</b>	<b>22,297.19</b>
<b>EXPENDITURES</b>										
5010 COMMODITIES	716.15	12,034.45	95	0.00	0	0.00	0	0.00	11,500.00	11,500.00
5020 SERVICES	0.00	11,675.62	71	0.00	0	12,462.41	67	0.00	18,700.00	6,237.59
<b>TOTAL EXPENDITURES</b>	<b>716.15</b>	<b>23,710.07</b>	<b>81</b>	<b>0.00</b>	<b>0</b>	<b>12,462.41</b>	<b>41</b>	<b>0.00</b>	<b>30,200.00</b>	<b>17,737.59</b>
<b>NET CHANGE IN FUND BALANCE</b>	<b>444.45</b>	<b>6,760.20</b>		<b>1,156.99</b>		<b>2,940.40</b>		<b>0.00</b>	<b>7,500.00</b>	<b>4,559.60</b>





FUND DEPT 2671-030 : COURT DOCUMENT STORAGE FD - CIRCUIT CLERK

11/13/2023 10:03:21 AM

PERIOD ENDING 10/31/2023

	ACTUAL LAST YEAR			ACTUAL THIS YEAR				ENCUMBRANCE	BUDGET	UNENCUMBERED BALANCE
	CURRENT MONTH	YEAR TO DATE	%	CURRENT MONTH	%	YEAR TO DATE	%			
<b>REVENUES</b>										
4004 INTERGOVERNMENTAL REVENUE	0.00	0.00	0	0.00	0	79,981.60	100	0.00	79,981.60	0.00
4007 CHARGES FOR SERVICES	21,872.79	164,712.66	74	20,232.34	10	194,552.30	97	0.00	200,000.00	5,447.70
4008 INVESTMENT EARNINGS	204.68	359.24	0	2,088.17	0	4,457.25	0	0.00	0.00	-4,457.25
<b>TOTAL REVENUES</b>	<b>22,077.47</b>	<b>165,071.90</b>	<b>74</b>	<b>22,320.51</b>	<b>8</b>	<b>278,991.15</b>	<b>100</b>	<b>0.00</b>	<b>279,981.60</b>	<b>990.45</b>
<b>EXPENDITURES</b>										
5001 SALARIES AND WAGES	8,053.27	65,963.07	78	7,118.59	8	48,887.66	56	0.00	87,544.00	38,656.34
5003 FRINGE BENEFITS	1,066.49	14,721.18	42	753.01	2	5,652.49	16	0.00	34,358.00	28,705.51
5010 COMMODITIES	274.68	23,044.06	55	1,156.99	2	53,855.88	83	0.00	64,745.60	10,889.72
5020 SERVICES	383.62	22,676.27	42	99.00	0	65,061.10	88	0.00	74,069.00	9,007.90
8000 CAPITAL OUTLAY	0.00	0.00	0	0.00	0	36,358.00	85	0.00	42,958.00	6,600.00
<b>TOTAL EXPENDITURES</b>	<b>9,778.06</b>	<b>126,404.58</b>	<b>57</b>	<b>9,127.59</b>	<b>3</b>	<b>209,815.13</b>	<b>69</b>	<b>0.00</b>	<b>303,674.60</b>	<b>93,859.47</b>
<b>OTHER FINANCING SOURCES (USES)</b>										
<b>TOTAL OTHER FINANCING SOURCES (USES)</b>	<b>0.00</b>	<b>0.00</b>		<b>0.00</b>		<b>0.00</b>		<b>0.00</b>	<b>0.00</b>	<b>0.00</b>
<b>NET CHANGE IN FUND BALANCE</b>	<b>12,299.41</b>	<b>38,667.32</b>		<b>13,192.92</b>		<b>69,176.02</b>		<b>0.00</b>	<b>-23,693.00</b>	<b>-92,869.02</b>



**FUND DEPT 2675-041 : VICTIM ADVOCACY GRT-ICJIA - STATES ATTORNEY**

11/13/2023 10:03:21 AM

**PERIOD ENDING 10/31/2023**

	ACTUAL LAST YEAR			ACTUAL THIS YEAR				ENCUMBRANCE	BUDGET	UNENCUMBERED BALANCE
	CURRENT MONTH	YEAR TO DATE	%	CURRENT MONTH	%	YEAR TO DATE	%			
<b>REVENUES</b>										
<b>TOTAL REVENUES</b>	0.00	0.00	0	0.00	0	0.00	0	0.00	0.00	0.00
<b>EXPENDITURES</b>										
<b>TOTAL EXPENDITURES</b>	0.00	0.00	0	0.00	0	0.00	0	0.00	0.00	0.00
<b>OTHER FINANCING SOURCES (USES)</b>										
<b>TOTAL OTHER FINANCING SOURCES (USES)</b>	0.00	0.00		0.00		0.00		0.00	0.00	0.00
<b>NET CHANGE IN FUND BALANCE</b>	0.00	0.00		0.00		0.00		0.00	0.00	0.00



**FUND DEPT 2676-011 : SOLID WASTE MANAGEMENT - SOLID WASTE MGMT**

11/13/2023 10:03:21 AM

**PERIOD ENDING 10/31/2023**

	ACTUAL LAST YEAR			ACTUAL THIS YEAR				ENCUMBRANCE	BUDGET	UNENCUMBERED BALANCE
	CURRENT MONTH	YEAR TO DATE	%	CURRENT MONTH	%	YEAR TO DATE	%			
<b>REVENUES</b>										
4004 INTERGOVERNMENTAL REVENUE	0.00	10,744.11	43	0.00	0	16,342.03	54	0.00	30,200.00	13,857.97
4006 LICENSES AND PERMITS	2,030.00	4,515.00	103	0.00	0	1,330.00	30	0.00	4,375.00	3,045.00
4008 INVESTMENT EARNINGS	21.22	102.23	409	-624.33	0	-364.79	0	0.00	0.00	364.79
4009 MISCELLANEOUS REVENUES	0.00	5,110.00	102	0.00	0	0.00	0	0.00	0.00	0.00
<b>TOTAL REVENUES</b>	<b>2,051.22</b>	<b>20,471.34</b>	<b>59</b>	<b>-624.33</b>	<b>-2</b>	<b>17,307.24</b>	<b>50</b>	<b>0.00</b>	<b>34,575.00</b>	<b>17,267.76</b>
<b>EXPENDITURES</b>										
5010 COMMODITIES	0.00	417.98	52	0.00	0	0.00	0	0.00	839.00	839.00
5020 SERVICES	274.00	32,926.73	84	265.00	1	24,098.01	62	0.00	39,000.00	14,901.99
<b>TOTAL EXPENDITURES</b>	<b>274.00</b>	<b>33,344.71</b>	<b>84</b>	<b>265.00</b>	<b>1</b>	<b>24,098.01</b>	<b>60</b>	<b>0.00</b>	<b>39,839.00</b>	<b>15,740.99</b>
<b>NET CHANGE IN FUND BALANCE</b>	<b>1,777.22</b>	<b>-12,873.37</b>		<b>-889.33</b>		<b>-6,790.77</b>		<b>0.00</b>	<b>-5,264.00</b>	<b>1,526.77</b>



FUND DEPT 2679-179 : CHILD ADVOCACY CENTER - CHILD ADVOCACY CENTER

11/13/2023 10:03:21 AM

PERIOD ENDING 10/31/2023

	ACTUAL LAST YEAR			ACTUAL THIS YEAR				ENCUMBRANCE	BUDGET	UNENCUMBERED BALANCE
	CURRENT MONTH	YEAR TO DATE	%	CURRENT MONTH	%	YEAR TO DATE	%			
<b>REVENUES</b>										
4004 INTERGOVERNMENTAL REVENUE	37,171.11	266,104.05	66	76,214.91	23	322,062.91	96	0.00	336,575.00	14,512.09
4008 INVESTMENT EARNINGS	0.00	0.47	0	1,126.70	563 4	1,316.94	658 5	0.00	20.00	-1,296.94
4009 MISCELLANEOUS REVENUES	-100.00	5,945.89	91	12.57	0	17,152.14	237	0.00	7,223.00	-9,929.14
<b>TOTAL REVENUES</b>	<b>37,071.11</b>	<b>272,050.41</b>	<b>67</b>	<b>77,354.18</b>	<b>22</b>	<b>340,531.99</b>	<b>99</b>	<b>0.00</b>	<b>343,818.00</b>	<b>3,286.01</b>
<b>EXPENDITURES</b>										
5001 SALARIES AND WAGES	13,173.41	150,180.87	80	14,490.80	8	139,987.41	82	0.00	171,255.00	31,267.59
5003 FRINGE BENEFITS	4,264.51	42,606.07	73	1,454.86	3	40,227.72	77	0.00	51,972.00	11,744.28
5010 COMMODITIES	385.39	16,804.85	59	3,622.78	43	7,021.56	83	0.00	8,475.36	1,453.80
5020 SERVICES	13,563.78	120,900.97	91	10,742.21	10	79,759.14	73	0.00	109,075.64	29,316.50
<b>TOTAL EXPENDITURES</b>	<b>31,387.09</b>	<b>330,492.76</b>	<b>81</b>	<b>30,310.65</b>	<b>9</b>	<b>266,995.83</b>	<b>78</b>	<b>0.00</b>	<b>340,778.00</b>	<b>73,782.17</b>
<b>NET CHANGE IN FUND BALANCE</b>	<b>5,684.02</b>	<b>-58,442.35</b>		<b>47,043.53</b>		<b>73,536.16</b>		<b>0.00</b>	<b>3,040.00</b>	<b>-70,496.16</b>



FUND DEPT 2685-031 : SPECIALTY COURTS FUND - CIRCUIT COURT

11/13/2023 10:03:21 AM

PERIOD ENDING 10/31/2023

	ACTUAL LAST YEAR			ACTUAL THIS YEAR				ENCUMBRANCE	BUDGET	UNENCUMBERED BALANCE
	CURRENT MONTH	YEAR TO DATE	%	CURRENT MONTH	%	YEAR TO DATE	%			
<b>REVENUES</b>										
4004 INTERGOVERNMENTAL REVENUE	8,068.50	24,582.00	52	8,505.00	17	38,937.25	79	0.00	49,351.00	10,413.75
4007 CHARGES FOR SERVICES	1,320.00	10,534.89	38	1,362.75	5	11,289.50	41	0.00	27,600.00	16,310.50
4008 INVESTMENT EARNINGS	278.62	963.09	963	-1,542.37	154	784.01	784	0.00	100.00	-684.01
				2						
4009 MISCELLANEOUS REVENUES	0.00	0.00	0	0.00	0	1,500.00	0	0.00	0.00	-1,500.00
<b>TOTAL REVENUES</b>	<b>9,667.12</b>	<b>36,079.98</b>	<b>48</b>	<b>8,325.38</b>	<b>11</b>	<b>52,510.76</b>	<b>68</b>	<b>0.00</b>	<b>77,051.00</b>	<b>24,540.24</b>
<b>EXPENDITURES</b>										
5001 SALARIES AND WAGES	1,800.00	29,155.36	61	3,780.00	7	38,745.00	71	0.00	54,689.00	15,944.00
5003 FRINGE BENEFITS	1,918.35	6,991.10	38	405.61	2	4,416.94	24	0.00	18,395.00	13,978.06
5010 COMMODITIES	0.00	0.00	0	0.00	0	338.53	23	0.00	1,453.98	1,115.45
5020 SERVICES	1,034.76	7,035.51	56	96.57	1	4,097.28	37	0.00	11,146.02	7,048.74
<b>TOTAL EXPENDITURES</b>	<b>4,753.11</b>	<b>43,181.97</b>	<b>55</b>	<b>4,282.18</b>	<b>5</b>	<b>47,597.75</b>	<b>56</b>	<b>0.00</b>	<b>85,684.00</b>	<b>38,086.25</b>
<b>OTHER FINANCING SOURCES (USES)</b>										
<b>TOTAL OTHER FINANCING SOURCES (USES)</b>	<b>0.00</b>	<b>0.00</b>		<b>0.00</b>		<b>0.00</b>		<b>0.00</b>	<b>0.00</b>	<b>0.00</b>
<b>NET CHANGE IN FUND BALANCE</b>	<b>4,914.01</b>	<b>-7,101.99</b>		<b>4,043.20</b>		<b>4,913.01</b>		<b>0.00</b>	<b>-8,633.00</b>	<b>-13,546.01</b>



**FUND DEPT 2685-140 : SPECIALTY COURTS FUND - CORRECTIONAL CENTER**

11/13/2023 10:03:21 AM

**PERIOD ENDING 10/31/2023**

	ACTUAL LAST YEAR			ACTUAL THIS YEAR				ENCUMBRANCE	BUDGET	UNENCUMBERED BALANCE
	CURRENT MONTH	YEAR TO DATE	%	CURRENT MONTH	%	YEAR TO DATE	%			
<b>REVENUES</b>										
<b>TOTAL REVENUES</b>	0.00	0.00	0	0.00	0	0.00	0	0.00	0.00	0.00
<b>NET CHANGE IN FUND BALANCE</b>	0.00	0.00		0.00		0.00		0.00	0.00	0.00



**FUND DEPT 2840-016 : ARPA - ADMINISTRATIVE SERVICES**

11/13/2023 10:03:21 AM

**PERIOD ENDING 10/31/2023**

	ACTUAL LAST YEAR			ACTUAL THIS YEAR				ENCUMBRANCE	BUDGET	UNENCUMBERED BALANCE
	CURRENT MONTH	YEAR TO DATE	%	CURRENT MONTH	%	YEAR TO DATE	%			
<b>REVENUES</b>										
4004 INTERGOVERNMENTAL REVENUE	0.00	20,364,815.00	100	0.00	0	0.00	0	0.00	0.00	0.00
4008 INVESTMENT EARNINGS	1,284.92	63,237.90	49	78,145.35	65	339,201.12	283	0.00	120,000.00	-219,201.12
<b>TOTAL REVENUES</b>	<b>1,284.92</b>	<b>20,428,052.90</b>	<b>100</b>	<b>78,145.35</b>	<b>65</b>	<b>339,201.12</b>	<b>283</b>	<b>0.00</b>	<b>120,000.00</b>	<b>-219,201.12</b>
<b>EXPENDITURES</b>										
5001 SALARIES AND WAGES	0.00	21,072.75	98	0.00	0	0.00	0	0.00	0.00	0.00
5003 FRINGE BENEFITS	33.31	2,458.35	90	0.00	0	0.00	0	0.00	0.00	0.00
<b>TOTAL EXPENDITURES</b>	<b>33.31</b>	<b>23,531.10</b>	<b>97</b>	<b>0.00</b>	<b>0</b>	<b>0.00</b>	<b>0</b>	<b>0.00</b>	<b>0.00</b>	<b>0.00</b>
<b>OTHER FINANCING SOURCES (USES)</b>										
7001 OTHER FINANCING USES	-17,794.42	-63,182.90	4	-8,752.39	0	-74,735.75	1	0.00	-6,456,917.00	-6,382,181.25
<b>TOTAL OTHER FINANCING SOURCES (USES)</b>	<b>-17,794.42</b>	<b>-63,182.90</b>		<b>-8,752.39</b>		<b>-74,735.75</b>		<b>0.00</b>	<b>-6,456,917.00</b>	<b>-6,382,181.25</b>
<b>NET CHANGE IN FUND BALANCE</b>	<b>-16,542.81</b>	<b>20,341,338.90</b>		<b>69,392.96</b>		<b>264,465.37</b>		<b>0.00</b>	<b>-6,336,917.00</b>	<b>-6,601,382.37</b>



**FUND DEPT 2840-043 : ARPA - EMERGENCY MGMT AGCY (EMA)**

11/13/2023 10:03:21 AM

**PERIOD ENDING 10/31/2023**

	ACTUAL LAST YEAR			ACTUAL THIS YEAR				ENCUMBRANCE	BUDGET	UNENCUMBERED BALANCE
	CURRENT MONTH	YEAR TO DATE	%	CURRENT MONTH	%	YEAR TO DATE	%			
<b>REVENUES</b>										
<b>TOTAL REVENUES</b>	0.00	0.00	0	0.00	0	0.00	0	0.00	0.00	0.00
<b>EXPENDITURES</b>										
<b>TOTAL EXPENDITURES</b>	0.00	0.00	0	0.00	0	0.00	0	0.00	0.00	0.00
<b>NET CHANGE IN FUND BALANCE</b>	0.00	0.00		0.00		0.00		0.00	0.00	0.00






FUND DEPT 2840-075 : ARPA - GENERAL COUNTY

11/13/2023 10:03:21 AM

PERIOD ENDING 10/31/2023

	ACTUAL LAST YEAR			ACTUAL THIS YEAR				ENCUMBRANCE	BUDGET	UNENCUMBERED BALANCE
	CURRENT MONTH	YEAR TO DATE	%	CURRENT MONTH	%	YEAR TO DATE	%			
<b>EXPENDITURES</b>										
5001 SALARIES AND WAGES	0.00	593,388.00	100	5,145.90	16	8,613.90	27	0.00	31,449.00	22,835.10
5003 FRINGE BENEFITS	0.00	165,410.70	100	544.77	15	901.63	25	0.00	3,551.00	2,649.37
5010 COMMODITIES	6,778.08	193,716.55	150	7,326.00	18	26,789.64	66	11,687.68	40,704.00	2,226.68
5020 SERVICES	62,823.41	1,354,606.76	15	146,702.26	2	3,543,009.08	48	59,538.52	7,306,928.00	3,704,380.40
8000 CAPITAL OUTLAY	0.00	2,541,542.61	32	0.00	0	2,566,478.00	31	508,249.00	8,287,433.00	5,212,706.00
<b>TOTAL EXPENDITURES</b>	<b>69,601.49</b>	<b>4,848,664.62</b>	<b>27</b>	<b>159,718.93</b>	<b>1</b>	<b>6,145,792.25</b>	<b>39</b>	<b>579,475.20</b>	<b>15,670,065.00</b>	<b>8,944,797.55</b>
<b>OTHER FINANCING SOURCES (USES)</b>										
6001 OTHER FINANCING SOURCES	0.00	0.00	0	0.00	0	127,535.00	0	0.00	0.00	-127,535.00
<b>TOTAL OTHER FINANCING SOURCES (USES)</b>	<b>0.00</b>	<b>0.00</b>		<b>0.00</b>		<b>127,535.00</b>		<b>0.00</b>	<b>0.00</b>	<b>-127,535.00</b>
<b>NET CHANGE IN FUND BALANCE</b>	<b>-69,601.49</b>	<b>-4,848,664.62</b>		<b>-159,718.93</b>		<b>-6,018,257.25</b>		<b>-579,475.20</b>	<b>-15,670,065.00</b>	<b>-9,072,332.55</b>



**FUND DEPT 2932-932 : INDOOR CLIMATE RESOURCES AGENCY - INDOOR CLIMATE RESOURCES AGENCY**

11/13/2023 10:03:21 AM

**PERIOD ENDING 10/31/2023**

	ACTUAL LAST YEAR			ACTUAL THIS YEAR				ENCUMBRANCE	BUDGET	UNENCUMBERED BALANCE
	CURRENT MONTH	YEAR TO DATE	%	CURRENT MONTH	%	YEAR TO DATE	%			
<b>REVENUES</b>										
<b>TOTAL REVENUES</b>	0.00	0.00	0	0.00	0	0.00	0	0.00	0.00	0.00
<b>EXPENDITURES</b>										
<b>TOTAL EXPENDITURES</b>	0.00	0.00	0	0.00	0	0.00	0	0.00	0.00	0.00
<b>NET CHANGE IN FUND BALANCE</b>	0.00	0.00		0.00		0.00		0.00	0.00	0.00



FUND DEPT 3105-010 : CAPITAL ASSET REPLCMT FND - COUNTY BOARD

11/13/2023 10:03:21 AM

PERIOD ENDING 10/31/2023

	ACTUAL LAST YEAR			ACTUAL THIS YEAR				ENCUMBRANCE	BUDGET	UNENCUMBERED BALANCE
	CURRENT MONTH	YEAR TO DATE	%	CURRENT MONTH	%	YEAR TO DATE	%			
<b>REVENUES</b>										
4008 INVESTMENT EARNINGS	2,134.52	41,924.69	104 8	20,993.14	70	379,009.04	126 3	0.00	30,000.00	-349,009.04
<b>TOTAL REVENUES</b>	<b>2,134.52</b>	<b>41,924.69</b>	<b>104 8</b>	<b>20,993.14</b>	<b>70</b>	<b>379,009.04</b>	<b>126 3</b>	<b>0.00</b>	<b>30,000.00</b>	<b>-349,009.04</b>
<b>EXPENDITURES</b>										
5010 COMMODITIES	0.00	0.00	0	0.00	0	0.00	0	0.00	2,000.00	2,000.00
5020 SERVICES	0.00	2,104,118.29	56	25,785.18	2	579,260.35	44	0.00	1,308,000.00	728,739.65
<b>TOTAL EXPENDITURES</b>	<b>0.00</b>	<b>2,104,118.29</b>	<b>56</b>	<b>25,785.18</b>	<b>2</b>	<b>579,260.35</b>	<b>44</b>	<b>0.00</b>	<b>1,310,000.00</b>	<b>730,739.65</b>
<b>OTHER FINANCING SOURCES (USES)</b>										
6001 OTHER FINANCING SOURCES	0.00	0.00	0	0.00	0	0.00	0	0.00	200,000.00	200,000.00
<b>TOTAL OTHER FINANCING SOURCES (USES)</b>	<b>0.00</b>	<b>0.00</b>		<b>0.00</b>		<b>0.00</b>		<b>0.00</b>	<b>200,000.00</b>	<b>200,000.00</b>
<b>NET CHANGE IN FUND BALANCE</b>	<b>2,134.52</b>	<b>-2,062,193.60</b>		<b>-4,792.04</b>		<b>-200,251.31</b>		<b>0.00</b>	<b>-1,080,000.00</b>	<b>-879,748.69</b>



FUND DEPT 3105-016 : CAPITAL ASSET REPLCMT FND - ADMINISTRATIVE SERVICES

11/13/2023 10:03:21 AM

PERIOD ENDING 10/31/2023

	ACTUAL LAST YEAR			ACTUAL THIS YEAR				ENCUMBRANCE	BUDGET	UNENCUMBERED BALANCE
	CURRENT MONTH	YEAR TO DATE	%	CURRENT MONTH	%	YEAR TO DATE	%			
<b>REVENUES</b>										
<b>TOTAL REVENUES</b>	<b>0.00</b>	<b>0.00</b>	<b>0</b>	<b>0.00</b>	<b>0</b>	<b>0.00</b>	<b>0</b>	<b>0.00</b>	<b>0.00</b>	<b>0.00</b>
<b>EXPENDITURES</b>										
5010 COMMODITIES	0.00	780.00	9	0.00	0	0.00	0	0.00	10,057.00	10,057.00
5020 SERVICES	0.00	4,999.00	100	0.00	0	4,999.00	14	0.00	35,000.00	30,001.00
8000 CAPITAL OUTLAY	0.00	0.00	0	0.00	0	0.00	0	0.00	19,909.00	19,909.00
<b>TOTAL EXPENDITURES</b>	<b>0.00</b>	<b>5,779.00</b>	<b>20</b>	<b>0.00</b>	<b>0</b>	<b>4,999.00</b>	<b>8</b>	<b>0.00</b>	<b>64,966.00</b>	<b>59,967.00</b>
<b>OTHER FINANCING SOURCES (USES)</b>										
6001 OTHER FINANCING SOURCES	0.00	0.00	0	0.00	0	0.00	0	0.00	35,384.00	35,384.00
<b>TOTAL OTHER FINANCING SOURCES (USES)</b>	<b>0.00</b>	<b>0.00</b>		<b>0.00</b>		<b>0.00</b>		<b>0.00</b>	<b>35,384.00</b>	<b>35,384.00</b>
<b>NET CHANGE IN FUND BALANCE</b>	<b>0.00</b>	<b>-5,779.00</b>		<b>0.00</b>		<b>-4,999.00</b>		<b>0.00</b>	<b>-29,582.00</b>	<b>-24,583.00</b>



FUND DEPT 3105-020 : CAPITAL ASSET REPLCMT FND - AUDITOR

11/13/2023 10:03:21 AM

PERIOD ENDING 10/31/2023

	ACTUAL LAST YEAR			ACTUAL THIS YEAR				ENCUMBRANCE	BUDGET	UNENCUMBERED BALANCE
	CURRENT MONTH	YEAR TO DATE	%	CURRENT MONTH	%	YEAR TO DATE	%			
<b>EXPENDITURES</b>										
5010 COMMODITIES	0.00	0.00	0	0.00	0	4,720.00	95	0.00	4,950.00	230.00
<b>TOTAL EXPENDITURES</b>	<b>0.00</b>	<b>0.00</b>	<b>0</b>	<b>0.00</b>	<b>0</b>	<b>4,720.00</b>	<b>95</b>	<b>0.00</b>	<b>4,950.00</b>	<b>230.00</b>
<b>OTHER FINANCING SOURCES (USES)</b>										
6001 OTHER FINANCING SOURCES	0.00	0.00	0	0.00	0	0.00	0	0.00	1,257.00	1,257.00
<b>TOTAL OTHER FINANCING SOURCES (USES)</b>	<b>0.00</b>	<b>0.00</b>		<b>0.00</b>		<b>0.00</b>		<b>0.00</b>	<b>1,257.00</b>	<b>1,257.00</b>
<b>NET CHANGE IN FUND BALANCE</b>	<b>0.00</b>	<b>0.00</b>		<b>0.00</b>		<b>-4,720.00</b>		<b>0.00</b>	<b>-3,693.00</b>	<b>1,027.00</b>



**FUND DEPT 3105-021 : CAPITAL ASSET REPLCMT FND - BOARD OF REVIEW**

11/13/2023 10:03:21 AM

**PERIOD ENDING 10/31/2023**

	ACTUAL LAST YEAR			ACTUAL THIS YEAR				ENCUMBRANCE	BUDGET	UNENCUMBERED BALANCE
	CURRENT MONTH	YEAR TO DATE	%	CURRENT MONTH	%	YEAR TO DATE	%			
<b>EXPENDITURES</b>										
<b>TOTAL EXPENDITURES</b>	0.00	0.00	0	0.00	0	0.00	0	0.00	0.00	0.00
<b>OTHER FINANCING SOURCES (USES)</b>										
<b>TOTAL OTHER FINANCING SOURCES (USES)</b>	0.00	0.00		0.00		0.00		0.00	0.00	0.00
<b>NET CHANGE IN FUND BALANCE</b>	0.00	0.00		0.00		0.00		0.00	0.00	0.00



FUND DEPT 3105-022 : CAPITAL ASSET REPLCMT FND - COUNTY CLERK

11/13/2023 10:03:21 AM

PERIOD ENDING 10/31/2023

	ACTUAL LAST YEAR			ACTUAL THIS YEAR				ENCUMBRANCE	BUDGET	UNENCUMBERED BALANCE
	CURRENT MONTH	YEAR TO DATE	%	CURRENT MONTH	%	YEAR TO DATE	%			
<b>EXPENDITURES</b>										
<i>TOTAL EXPENDITURES</i>	<i>0.00</i>	<i>0.00</i>	<i>0</i>	<i>0.00</i>	<i>0</i>	<i>0.00</i>	<i>0</i>	<i>0.00</i>	<i>0.00</i>	<i>0.00</i>
<b>OTHER FINANCING SOURCES (USES)</b>										
<i>TOTAL OTHER FINANCING SOURCES (USES)</i>	<i>0.00</i>	<i>0.00</i>		<i>0.00</i>		<i>0.00</i>		<i>0.00</i>	<i>0.00</i>	<i>0.00</i>
<b>NET CHANGE IN FUND BALANCE</b>	<b>0.00</b>	<b>0.00</b>		<b>0.00</b>		<b>0.00</b>		<b>0.00</b>	<b>0.00</b>	<b>0.00</b>



FUND DEPT 3105-025 : CAPITAL ASSET REPLCMT FND - SUPERVISOR OF ASSESSMENT

11/13/2023 10:03:21 AM

PERIOD ENDING 10/31/2023

	ACTUAL LAST YEAR			ACTUAL THIS YEAR				ENCUMBRANCE	BUDGET	UNENCUMBERED BALANCE
	CURRENT MONTH	YEAR TO DATE	%	CURRENT MONTH	%	YEAR TO DATE	%			
<b>EXPENDITURES</b>										
5010 COMMODITIES	0.00	2,340.00	45	0.00	0	5,971.00	76	0.00	7,869.00	1,898.00
5020 SERVICES	0.00	5,325.18	90	0.00	0	5,852.21	98	0.00	6,000.00	147.79
<b>TOTAL EXPENDITURES</b>	<b>0.00</b>	<b>7,665.18</b>	<b>69</b>	<b>0.00</b>	<b>0</b>	<b>11,823.21</b>	<b>85</b>	<b>0.00</b>	<b>13,869.00</b>	<b>2,045.79</b>
<b>OTHER FINANCING SOURCES (USES)</b>										
6001 OTHER FINANCING SOURCES	0.00	0.00	0	0.00	0	0.00	0	0.00	8,975.00	8,975.00
<b>TOTAL OTHER FINANCING SOURCES (USES)</b>	<b>0.00</b>	<b>0.00</b>		<b>0.00</b>		<b>0.00</b>		<b>0.00</b>	<b>8,975.00</b>	<b>8,975.00</b>
<b>NET CHANGE IN FUND BALANCE</b>	<b>0.00</b>	<b>-7,665.18</b>		<b>0.00</b>		<b>-11,823.21</b>		<b>0.00</b>	<b>-4,894.00</b>	<b>6,929.21</b>






**FUND DEPT 3105-026 : CAPITAL ASSET REPLCMT FND - COUNTY TREASURER**

11/13/2023 10:03:21 AM

**PERIOD ENDING 10/31/2023**

	ACTUAL LAST YEAR			ACTUAL THIS YEAR				ENCUMBRANCE	BUDGET	UNENCUMBERED BALANCE
	CURRENT MONTH	YEAR TO DATE	%	CURRENT MONTH	%	YEAR TO DATE	%			
<b>EXPENDITURES</b>										
5010 COMMODITIES	0.00	0.00	0	0.00	0	8,908.00	75	0.00	11,900.00	2,992.00
<b>TOTAL EXPENDITURES</b>	<b>0.00</b>	<b>0.00</b>	<b>0</b>	<b>0.00</b>	<b>0</b>	<b>8,908.00</b>	<b>75</b>	<b>0.00</b>	<b>11,900.00</b>	<b>2,992.00</b>
<b>OTHER FINANCING SOURCES (USES)</b>										
<b>TOTAL OTHER FINANCING SOURCES (USES)</b>	<b>0.00</b>	<b>0.00</b>		<b>0.00</b>		<b>0.00</b>		<b>0.00</b>	<b>0.00</b>	<b>0.00</b>
<b>NET CHANGE IN FUND BALANCE</b>	<b>0.00</b>	<b>0.00</b>		<b>0.00</b>		<b>-8,908.00</b>		<b>0.00</b>	<b>-11,900.00</b>	<b>-2,992.00</b>



FUND DEPT 3105-028 : CAPITAL ASSET REPLCMT FND - INFORMATION TECHNOLOGY (IT)

11/13/2023 10:03:21 AM

PERIOD ENDING 10/31/2023

	ACTUAL LAST YEAR			ACTUAL THIS YEAR				ENCUMBRANCE	BUDGET	UNENCUMBERED BALANCE
	CURRENT MONTH	YEAR TO DATE	%	CURRENT MONTH	%	YEAR TO DATE	%			
<b>REVENUES</b>										
4009 MISCELLANEOUS REVENUES	0.00	0.00	0	0.00	0	35,205.31	0	0.00	0.00	-35,205.31
<b>TOTAL REVENUES</b>	<b>0.00</b>	<b>0.00</b>	<b>0</b>	<b>0.00</b>	<b>0</b>	<b>35,205.31</b>	<b>0</b>	<b>0.00</b>	<b>0.00</b>	<b>-35,205.31</b>
<b>EXPENDITURES</b>										
5010 COMMODITIES	0.00	19,333.99	69	0.00	0	173,747.91	97	0.00	179,262.00	5,514.09
5020 SERVICES	19,570.00	534,616.05	52	7,540.00	1	564,400.38	66	0.00	859,469.00	295,068.62
8000 CAPITAL OUTLAY	0.00	81,680.00	13	126,354.02	18	126,354.02	18	0.00	711,948.00	585,593.98
<b>TOTAL EXPENDITURES</b>	<b>19,570.00</b>	<b>635,630.04</b>	<b>38</b>	<b>133,894.02</b>	<b>8</b>	<b>864,502.31</b>	<b>49</b>	<b>0.00</b>	<b>1,750,679.00</b>	<b>886,176.69</b>
<b>OTHER FINANCING SOURCES (USES)</b>										
6001 OTHER FINANCING SOURCES	0.00	0.00	0	0.00	0	0.00	0	0.00	726,067.00	726,067.00
<b>TOTAL OTHER FINANCING SOURCES (USES)</b>	<b>0.00</b>	<b>0.00</b>		<b>0.00</b>		<b>0.00</b>		<b>0.00</b>	<b>726,067.00</b>	<b>726,067.00</b>
<b>NET CHANGE IN FUND BALANCE</b>	<b>-19,570.00</b>	<b>-635,630.04</b>		<b>-133,894.02</b>		<b>-829,297.00</b>		<b>0.00</b>	<b>-1,024,612.00</b>	<b>-195,315.00</b>



**FUND DEPT 3105-036 : CAPITAL ASSET REPLCMT FND - PUBLIC DEFENDER**

11/13/2023 10:03:21 AM

**PERIOD ENDING 10/31/2023**

	ACTUAL LAST YEAR			ACTUAL THIS YEAR				ENCUMBRANCE	BUDGET	UNENCUMBERED BALANCE
	CURRENT MONTH	YEAR TO DATE	%	CURRENT MONTH	%	YEAR TO DATE	%			
<b>EXPENDITURES</b>										
5010 COMMODITIES	6,003.11	6,104.89	63	0.00	0	6,255.00	84	0.00	7,450.00	1,195.00
<b>TOTAL EXPENDITURES</b>	<b>6,003.11</b>	<b>6,104.89</b>	<b>63</b>	<b>0.00</b>	<b>0</b>	<b>6,255.00</b>	<b>84</b>	<b>0.00</b>	<b>7,450.00</b>	<b>1,195.00</b>
<b>OTHER FINANCING SOURCES (USES)</b>										
<b>TOTAL OTHER FINANCING SOURCES (USES)</b>	<b>0.00</b>	<b>0.00</b>		<b>0.00</b>		<b>0.00</b>		<b>0.00</b>	<b>0.00</b>	<b>0.00</b>
<b>NET CHANGE IN FUND BALANCE</b>	<b>-6,003.11</b>	<b>-6,104.89</b>		<b>0.00</b>		<b>-6,255.00</b>		<b>0.00</b>	<b>-7,450.00</b>	<b>-1,195.00</b>



**FUND DEPT 3105-040 : CAPITAL ASSET REPLCMT FND - SHERIFF**

11/13/2023 10:03:21 AM

**PERIOD ENDING 10/31/2023**

	ACTUAL LAST YEAR			ACTUAL THIS YEAR				ENCUMBRANCE	BUDGET	UNENCUMBERED BALANCE
	CURRENT MONTH	YEAR TO DATE	%	CURRENT MONTH	%	YEAR TO DATE	%			
<b>EXPENDITURES</b>										
5010 COMMODITIES	27,440.00	196,034.58	98	0.00	0	5,948.04	21	0.00	28,965.00	23,016.96
5020 SERVICES	0.00	34,080.00	74	0.00	0	25,560.00	75	0.00	34,080.00	8,520.00
<b>TOTAL EXPENDITURES</b>	<b>27,440.00</b>	<b>230,114.58</b>	<b>94</b>	<b>0.00</b>	<b>0</b>	<b>31,508.04</b>	<b>50</b>	<b>0.00</b>	<b>63,045.00</b>	<b>31,536.96</b>
<b>OTHER FINANCING SOURCES (USES)</b>										
6001 OTHER FINANCING SOURCES	0.00	0.00	0	0.00	0	0.00	0	0.00	48,367.00	48,367.00
<b>TOTAL OTHER FINANCING SOURCES (USES)</b>	<b>0.00</b>	<b>0.00</b>		<b>0.00</b>		<b>0.00</b>		<b>0.00</b>	<b>48,367.00</b>	<b>48,367.00</b>
<b>NET CHANGE IN FUND BALANCE</b>	<b>-27,440.00</b>	<b>-230,114.58</b>		<b>0.00</b>		<b>-31,508.04</b>		<b>0.00</b>	<b>-14,678.00</b>	<b>16,830.04</b>



FUND DEPT 3105-041 : CAPITAL ASSET REPLCMT FND - STATES ATTORNEY

11/13/2023 10:03:21 AM

PERIOD ENDING 10/31/2023

	ACTUAL LAST YEAR			ACTUAL THIS YEAR				ENCUMBRANCE	BUDGET	UNENCUMBERED BALANCE
	CURRENT MONTH	YEAR TO DATE	%	CURRENT MONTH	%	YEAR TO DATE	%			
<b>EXPENDITURES</b>										
5010 COMMODITIES	0.00	25,286.00	76	0.00	0	0.00	0	0.00	4,850.00	4,850.00
<b>TOTAL EXPENDITURES</b>	<b>0.00</b>	<b>25,286.00</b>	<b>29</b>	<b>0.00</b>	<b>0</b>	<b>0.00</b>	<b>0</b>	<b>0.00</b>	<b>4,850.00</b>	<b>4,850.00</b>
<b>OTHER FINANCING SOURCES (USES)</b>										
6001 OTHER FINANCING SOURCES	0.00	0.00	0	0.00	0	0.00	0	0.00	81,422.00	81,422.00
<b>TOTAL OTHER FINANCING SOURCES (USES)</b>	<b>0.00</b>	<b>0.00</b>		<b>0.00</b>		<b>0.00</b>		<b>0.00</b>	<b>81,422.00</b>	<b>81,422.00</b>
<b>NET CHANGE IN FUND BALANCE</b>	<b>0.00</b>	<b>-25,286.00</b>		<b>0.00</b>		<b>0.00</b>		<b>0.00</b>	<b>76,572.00</b>	<b>76,572.00</b>




FUND DEPT 3105-042 : CAPITAL ASSET REPLCMT FND - CORONER

11/13/2023 10:03:21 AM

PERIOD ENDING 10/31/2023

	ACTUAL LAST YEAR			ACTUAL THIS YEAR				ENCUMBRANCE	BUDGET	UNENCUMBERED BALANCE
	CURRENT MONTH	YEAR TO DATE	%	CURRENT MONTH	%	YEAR TO DATE	%			
<b>EXPENDITURES</b>										
5010 COMMODITIES	0.00	22,029.80	80	0.00	0	0.00	0	0.00	14,206.00	14,206.00
<b>TOTAL EXPENDITURES</b>	<b>0.00</b>	<b>22,029.80</b>	<b>61</b>	<b>0.00</b>	<b>0</b>	<b>0.00</b>	<b>0</b>	<b>0.00</b>	<b>14,206.00</b>	<b>14,206.00</b>
<b>OTHER FINANCING SOURCES (USES)</b>										
<b>TOTAL OTHER FINANCING SOURCES (USES)</b>	<b>0.00</b>	<b>0.00</b>		<b>0.00</b>		<b>0.00</b>		<b>0.00</b>	<b>0.00</b>	<b>0.00</b>
<b>NET CHANGE IN FUND BALANCE</b>	<b>0.00</b>	<b>-22,029.80</b>		<b>0.00</b>		<b>0.00</b>		<b>0.00</b>	<b>-14,206.00</b>	<b>-14,206.00</b>



PERIOD ENDING 10/31/2023

	ACTUAL LAST YEAR			ACTUAL THIS YEAR				ENCUMBRANCE	BUDGET	UNENCUMBERED BALANCE
	CURRENT MONTH	YEAR TO DATE	%	CURRENT MONTH	%	YEAR TO DATE	%			
<b>EXPENDITURES</b>										
5010 COMMODITIES	0.00	0.00	0	0.00	0	1,180.00	28	0.00	4,225.00	3,045.00
8000 CAPITAL OUTLAY	0.00	0.00	0	0.00	0	0.00	0	0.00	116,200.00	116,200.00
<b>TOTAL EXPENDITURES</b>	<b>0.00</b>	<b>0.00</b>	<b>0</b>	<b>0.00</b>	<b>0</b>	<b>1,180.00</b>	<b>1</b>	<b>0.00</b>	<b>120,425.00</b>	<b>119,245.00</b>
<b>OTHER FINANCING SOURCES (USES)</b>										
6001 OTHER FINANCING SOURCES	0.00	0.00	0	0.00	0	0.00	0	0.00	15,692.00	15,692.00
<b>TOTAL OTHER FINANCING SOURCES (USES)</b>	<b>0.00</b>	<b>0.00</b>		<b>0.00</b>		<b>0.00</b>		<b>0.00</b>	<b>15,692.00</b>	<b>15,692.00</b>
<b>NET CHANGE IN FUND BALANCE</b>	<b>0.00</b>	<b>0.00</b>		<b>0.00</b>		<b>-1,180.00</b>		<b>0.00</b>	<b>-104,733.00</b>	<b>-103,553.00</b>



**FUND DEPT 3105-051 : CAPITAL ASSET REPLCMT FND - JUVENILE DETENTION CENTER**

11/13/2023 10:03:21 AM

**PERIOD ENDING 10/31/2023**

	ACTUAL LAST YEAR			ACTUAL THIS YEAR				ENCUMBRANCE	BUDGET	UNENCUMBERED BALANCE
	CURRENT MONTH	YEAR TO DATE	%	CURRENT MONTH	%	YEAR TO DATE	%			
<b>EXPENDITURES</b>										
5010 COMMODITIES	0.00	1,073.00	18	0.00	0	6,369.00	50	0.00	12,656.00	6,287.00
5020 SERVICES	0.00	6,309.25	100	0.00	0	3,995.00	57	0.00	7,000.00	3,005.00
8000 CAPITAL OUTLAY	0.00	0.00	0	0.00	0	15,135.61	24	0.00	63,750.00	48,614.39
<b>TOTAL EXPENDITURES</b>	<b>0.00</b>	<b>7,382.25</b>	<b>11</b>	<b>0.00</b>	<b>0</b>	<b>25,499.61</b>	<b>31</b>	<b>0.00</b>	<b>83,406.00</b>	<b>57,906.39</b>
<b>OTHER FINANCING SOURCES (USES)</b>										
6001 OTHER FINANCING SOURCES	0.00	0.00	0	0.00	0	0.00	0	0.00	14,767.00	14,767.00
<b>TOTAL OTHER FINANCING SOURCES (USES)</b>	<b>0.00</b>	<b>0.00</b>		<b>0.00</b>		<b>0.00</b>		<b>0.00</b>	<b>14,767.00</b>	<b>14,767.00</b>
<b>NET CHANGE IN FUND BALANCE</b>	<b>0.00</b>	<b>-7,382.25</b>		<b>0.00</b>		<b>-25,499.61</b>		<b>0.00</b>	<b>-68,639.00</b>	<b>-43,139.39</b>





**FUND DEPT 3105-052 : CAPITAL ASSET REPLCMT FND - COURT SERVICES -PROBATION**

11/13/2023 10:03:21 AM

**PERIOD ENDING 10/31/2023**

	ACTUAL LAST YEAR			ACTUAL THIS YEAR				ENCUMBRANCE	BUDGET	UNENCUMBERED BALANCE
	CURRENT MONTH	YEAR TO DATE	%	CURRENT MONTH	%	YEAR TO DATE	%			
<b>EXPENDITURES</b>										
5010 COMMODITIES	0.00	6,595.44	51	0.00	0	43,720.00	53	0.00	82,825.00	39,105.00
8000 CAPITAL OUTLAY	0.00	0.00	0	0.00	0	0.00	0	0.00	7,601.00	7,601.00
<b>TOTAL EXPENDITURES</b>	<b>0.00</b>	<b>6,595.44</b>	<b>24</b>	<b>0.00</b>	<b>0</b>	<b>43,720.00</b>	<b>48</b>	<b>0.00</b>	<b>90,426.00</b>	<b>46,706.00</b>
<b>OTHER FINANCING SOURCES (USES)</b>										
6001 OTHER FINANCING SOURCES	0.00	0.00	0	0.00	0	0.00	0	0.00	39,523.00	39,523.00
<b>TOTAL OTHER FINANCING SOURCES (USES)</b>	<b>0.00</b>	<b>0.00</b>		<b>0.00</b>		<b>0.00</b>		<b>0.00</b>	<b>39,523.00</b>	<b>39,523.00</b>
<b>NET CHANGE IN FUND BALANCE</b>	<b>0.00</b>	<b>-6,595.44</b>		<b>0.00</b>		<b>-43,720.00</b>		<b>0.00</b>	<b>-50,903.00</b>	<b>-7,183.00</b>



FUND DEPT 3105-059 : CAPITAL ASSET REPLCMT FND - FACILITIES PLANNING

11/13/2023 10:03:21 AM

PERIOD ENDING 10/31/2023

	ACTUAL LAST YEAR			ACTUAL THIS YEAR				ENCUMBRANCE	BUDGET	UNENCUMBERED BALANCE
	CURRENT MONTH	YEAR TO DATE	%	CURRENT MONTH	%	YEAR TO DATE	%			
<b>REVENUES</b>										
4008 INVESTMENT EARNINGS	0.00	0.00	0	0.00	0	811,229.51	0	0.00	0.00	-811,229.51
4009 MISCELLANEOUS REVENUES	0.00	0.00	0	0.00	0	130,995.62	0	0.00	0.00	-130,995.62
<b>TOTAL REVENUES</b>	<b>0.00</b>	<b>0.00</b>	<b>0</b>	<b>0.00</b>	<b>0</b>	<b>942,225.13</b>	<b>0</b>	<b>0.00</b>	<b>0.00</b>	<b>-942,225.13</b>
<b>EXPENDITURES</b>										
5010 COMMODITIES	0.00	19,225.00	0	0.00	0	0.00	0	0.00	0.00	0.00
5020 SERVICES	116,021.47	367,576.65	58	0.00	0	44,687.01	13	0.00	350,000.00	305,312.99
8000 CAPITAL OUTLAY	0.00	1,882,561.39	41	2,468,405.30	5	17,694,046.94	38	53,629.17	46,916,315.00	29,168,638.89
<b>TOTAL EXPENDITURES</b>	<b>116,021.47</b>	<b>2,269,363.04</b>	<b>44</b>	<b>2,468,405.30</b>	<b>5</b>	<b>17,738,733.95</b>	<b>38</b>	<b>53,629.17</b>	<b>47,266,315.00</b>	<b>29,473,951.88</b>
<b>OTHER FINANCING SOURCES (USES)</b>										
6001 OTHER FINANCING SOURCES	0.00	0.00	0	0.00	0	0.00	0	0.00	9,460,000.00	9,460,000.00
<b>TOTAL OTHER FINANCING SOURCES (USES)</b>	<b>0.00</b>	<b>0.00</b>		<b>0.00</b>		<b>0.00</b>		<b>0.00</b>	<b>9,460,000.00</b>	<b>9,460,000.00</b>
<b>NET CHANGE IN FUND BALANCE</b>	<b>-116,021.47</b>	<b>-2,269,363.04</b>		<b>-2,468,405.30</b>		<b>-16,796,508.82</b>		<b>-53,629.17</b>	<b>-37,806,315.00</b>	<b>-20,956,177.01</b>



FUND DEPT 3105-071 : CAPITAL ASSET REPLCMT FND - PUBLIC PROP (PHYS, PLNT, FAC)

11/13/2023 10:03:21 AM

PERIOD ENDING 10/31/2023

	ACTUAL LAST YEAR			ACTUAL THIS YEAR				ENCUMBRANCE	BUDGET	UNENCUMBERED BALANCE
	CURRENT MONTH	YEAR TO DATE	%	CURRENT MONTH	%	YEAR TO DATE	%			
<b>EXPENDITURES</b>										
5010 COMMODITIES	0.00	0.00	0	0.00	0	4,638.00	6	0.00	73,150.00	68,512.00
8000 CAPITAL OUTLAY	0.00	38,107.00	50	0.00	0	0.00	0	69,393.00	102,150.00	32,757.00
<b>TOTAL EXPENDITURES</b>	<b>0.00</b>	<b>38,107.00</b>	<b>44</b>	<b>0.00</b>	<b>0</b>	<b>4,638.00</b>	<b>3</b>	<b>69,393.00</b>	<b>175,300.00</b>	<b>101,269.00</b>
<b>OTHER FINANCING SOURCES (USES)</b>										
6001 OTHER FINANCING SOURCES	0.00	0.00	0	0.00	0	0.00	0	0.00	135,247.00	135,247.00
<b>TOTAL OTHER FINANCING SOURCES (USES)</b>	<b>0.00</b>	<b>0.00</b>		<b>0.00</b>		<b>0.00</b>		<b>0.00</b>	<b>135,247.00</b>	<b>135,247.00</b>
<b>NET CHANGE IN FUND BALANCE</b>	<b>0.00</b>	<b>-38,107.00</b>		<b>0.00</b>		<b>-4,638.00</b>		<b>-69,393.00</b>	<b>-40,053.00</b>	<b>33,978.00</b>



**FUND DEPT 3105-077 : CAPITAL ASSET REPLCMT FND - ZONING AND ENFORCE (P&Z)**

11/13/2023 10:03:21 AM

**PERIOD ENDING 10/31/2023**

	ACTUAL LAST YEAR			ACTUAL THIS YEAR				ENCUMBRANCE	BUDGET	UNENCUMBERED BALANCE
	CURRENT MONTH	YEAR TO DATE	%	CURRENT MONTH	%	YEAR TO DATE	%			
<b>EXPENDITURES</b>										
5010 COMMODITIES	0.00	2,400.00	62	0.00	0	1,938.00	50	0.00	3,900.00	1,962.00
5020 SERVICES	0.00	0.00	0	0.00	0	0.00	0	0.00	30,080.00	30,080.00
<b>TOTAL EXPENDITURES</b>	<b>0.00</b>	<b>2,400.00</b>	<b>8</b>	<b>0.00</b>	<b>0</b>	<b>1,938.00</b>	<b>6</b>	<b>0.00</b>	<b>33,980.00</b>	<b>32,042.00</b>
<b>OTHER FINANCING SOURCES (USES)</b>										
6001 OTHER FINANCING SOURCES	0.00	0.00	0	0.00	0	0.00	0	0.00	6,455.00	6,455.00
<b>TOTAL OTHER FINANCING SOURCES (USES)</b>	<b>0.00</b>	<b>0.00</b>		<b>0.00</b>		<b>0.00</b>		<b>0.00</b>	<b>6,455.00</b>	<b>6,455.00</b>
<b>NET CHANGE IN FUND BALANCE</b>	<b>0.00</b>	<b>-2,400.00</b>		<b>0.00</b>		<b>-1,938.00</b>		<b>0.00</b>	<b>-27,525.00</b>	<b>-25,587.00</b>



**FUND DEPT 3105-140 : CAPITAL ASSET REPLCMT FND - CORRECTIONAL CENTER**

11/13/2023 10:03:21 AM

**PERIOD ENDING 10/31/2023**

	ACTUAL LAST YEAR			ACTUAL THIS YEAR				ENCUMBRANCE	BUDGET	UNENCUMBERED BALANCE
	CURRENT MONTH	YEAR TO DATE	%	CURRENT MONTH	%	YEAR TO DATE	%			
<b>EXPENDITURES</b>										
5010 COMMODITIES	0.00	69,429.92	63	0.00	0	969.00	3	0.00	32,422.00	31,453.00
5020 SERVICES	0.00	165,921.70	96	0.00	0	87,850.18	59	0.00	150,114.00	62,263.82
8000 CAPITAL OUTLAY	0.00	0.00	0	0.00	0	0.00	0	0.00	214,335.00	214,335.00
<b>TOTAL EXPENDITURES</b>	<b>0.00</b>	<b>235,351.62</b>	<b>66</b>	<b>0.00</b>	<b>0</b>	<b>88,819.18</b>	<b>22</b>	<b>0.00</b>	<b>396,871.00</b>	<b>308,051.82</b>
<b>OTHER FINANCING SOURCES (USES)</b>										
6001 OTHER FINANCING SOURCES	0.00	0.00	0	0.00	0	0.00	0	0.00	250,579.00	250,579.00
<b>TOTAL OTHER FINANCING SOURCES (USES)</b>	<b>0.00</b>	<b>0.00</b>		<b>0.00</b>		<b>0.00</b>		<b>0.00</b>	<b>250,579.00</b>	<b>250,579.00</b>
<b>NET CHANGE IN FUND BALANCE</b>	<b>0.00</b>	<b>-235,351.62</b>		<b>0.00</b>		<b>-88,819.18</b>		<b>0.00</b>	<b>-146,292.00</b>	<b>-57,472.82</b>



FUND DEPT 3303-010 : COURT COMPLEX CONSTR FUND - COUNTY BOARD

11/13/2023 10:03:21 AM

PERIOD ENDING 10/31/2023

	ACTUAL LAST YEAR			ACTUAL THIS YEAR				ENCUMBRANCE	BUDGET	UNENCUMBERED BALANCE
	CURRENT MONTH	YEAR TO DATE	%	CURRENT MONTH	%	YEAR TO DATE	%			
<b>REVENUES</b>										
4008 INVESTMENT EARNINGS	55.96	299.41	119 8	74.61	149	776.16	155 2	0.00	50.00	-726.16
<b>TOTAL REVENUES</b>	<b>55.96</b>	<b>299.41</b>	<b>119 8</b>	<b>74.61</b>	<b>149</b>	<b>776.16</b>	<b>155 2</b>	<b>0.00</b>	<b>50.00</b>	<b>-726.16</b>
<b>EXPENDITURES</b>										
5020 SERVICES	0.00	0.00	0	0.00	0	0.00	0	0.00	17,133.00	17,133.00
<b>TOTAL EXPENDITURES</b>	<b>0.00</b>	<b>0.00</b>	<b>0</b>	<b>0.00</b>	<b>0</b>	<b>0.00</b>	<b>0</b>	<b>0.00</b>	<b>17,133.00</b>	<b>17,133.00</b>
<b>OTHER FINANCING SOURCES (USES)</b>										
<b>TOTAL OTHER FINANCING SOURCES (USES)</b>	<b>0.00</b>	<b>0.00</b>		<b>0.00</b>		<b>0.00</b>		<b>0.00</b>	<b>0.00</b>	<b>0.00</b>
<b>NET CHANGE IN FUND BALANCE</b>	<b>55.96</b>	<b>299.41</b>		<b>74.61</b>		<b>776.16</b>		<b>0.00</b>	<b>-17,083.00</b>	<b>-17,859.16</b>



**FUND DEPT 4074-010 : 2003 NURS HM BOND DBT SRV - COUNTY BOARD**

11/13/2023 10:03:21 AM

**PERIOD ENDING 10/31/2023**

	ACTUAL LAST YEAR			ACTUAL THIS YEAR				ENCUMBRANCE	BUDGET	UNENCUMBERED BALANCE
	CURRENT MONTH	YEAR TO DATE	%	CURRENT MONTH	%	YEAR TO DATE	%			
<b>REVENUES</b>										
<b>TOTAL REVENUES</b>	0.00	0.00	0	0.00	0	0.00	0	0.00	0.00	0.00
<b>EXPENDITURES</b>										
<b>TOTAL EXPENDITURES</b>	0.00	0.00	0	0.00	0	0.00	0	0.00	0.00	0.00
<b>OTHER FINANCING SOURCES (USES)</b>										
<b>TOTAL OTHER FINANCING SOURCES (USES)</b>	0.00	0.00		0.00		0.00		0.00	0.00	0.00
<b>NET CHANGE IN FUND BALANCE</b>	0.00	0.00		0.00		0.00		0.00	0.00	0.00



**FUND DEPT 4350-010 : HWY FACIL BOND DEBT SERVICE - COUNTY BOARD**

11/13/2023 10:03:21 AM

**PERIOD ENDING 10/31/2023**

	ACTUAL LAST YEAR			ACTUAL THIS YEAR				ENCUMBRANCE	BUDGET	UNENCUMBERED BALANCE
	CURRENT MONTH	YEAR TO DATE	%	CURRENT MONTH	%	YEAR TO DATE	%			
<b>REVENUES</b>										
<b>TOTAL REVENUES</b>	0.00	0.00	0	0.00	0	0.00	0	0.00	0.00	0.00
<b>OTHER FINANCING SOURCES (USES)</b>										
<b>TOTAL OTHER FINANCING SOURCES (USES)</b>	0.00	0.00		0.00		0.00		0.00	0.00	0.00
<b>NET CHANGE IN FUND BALANCE</b>	0.00	0.00		0.00		0.00		0.00	0.00	0.00





**FUND DEPT 5081-075 : NURSING HOME - GENERAL COUNTY**

11/13/2023 10:03:21 AM

**PERIOD ENDING 10/31/2023**

	ACTUAL LAST YEAR			ACTUAL THIS YEAR				ENCUMBRANCE	BUDGET	UNENCUMBERED BALANCE
	CURRENT MONTH	YEAR TO DATE	%	CURRENT MONTH	%	YEAR TO DATE	%			
<b>OTHER FINANCING SOURCES (USES)</b>										
<b>TOTAL OTHER FINANCING SOURCES (USES)</b>	<i>0.00</i>	<i>0.00</i>		<i>0.00</i>		<i>0.00</i>		<i>0.00</i>	<i>0.00</i>	<i>0.00</i>
<b>NET CHANGE IN FUND BALANCE</b>	<b>0.00</b>	<b>0.00</b>		<b>0.00</b>		<b>0.00</b>		<b>0.00</b>	<b>0.00</b>	<b>0.00</b>



**FUND DEPT 5081-120 : NURSING HOME - EMPLOYEE GROUP INSURANCE**

11/13/2023 10:03:21 AM

**PERIOD ENDING 10/31/2023**

	ACTUAL LAST YEAR			ACTUAL THIS YEAR				ENCUMBRANCE	BUDGET	UNENCUMBERED BALANCE
	CURRENT MONTH	YEAR TO DATE	%	CURRENT MONTH	%	YEAR TO DATE	%			
<b>OTHER FINANCING SOURCES (USES)</b>										
<b>TOTAL OTHER FINANCING SOURCES (USES)</b>	<i>0.00</i>	<i>0.00</i>		<i>0.00</i>		<i>0.00</i>		<i>0.00</i>	<i>0.00</i>	<i>0.00</i>
<b>NET CHANGE IN FUND BALANCE</b>	<b>0.00</b>	<b>0.00</b>		<b>0.00</b>		<b>0.00</b>		<b>0.00</b>	<b>0.00</b>	<b>0.00</b>



**FUND DEPT 5081-405 : NURSING HOME - NURSING HOME TRANSITION**

11/13/2023 10:03:21 AM

**PERIOD ENDING 10/31/2023**

	ACTUAL LAST YEAR			ACTUAL THIS YEAR				ENCUMBRANCE	BUDGET	UNENCUMBERED BALANCE
	CURRENT MONTH	YEAR TO DATE	%	CURRENT MONTH	%	YEAR TO DATE	%			
<b>REVENUES</b>										
4009 MISCELLANEOUS REVENUES	0.00	111,265.38	101	0.00	0	0.00	0	0.00	0.00	0.00
<b>TOTAL REVENUES</b>	<b>0.00</b>	<b>111,265.38</b>	<b>101</b>	<b>0.00</b>	<b>0</b>	<b>0.00</b>	<b>0</b>	<b>0.00</b>	<b>0.00</b>	<b>0.00</b>
<b>EXPENDITURES</b>										
<b>TOTAL EXPENDITURES</b>	<b>0.00</b>	<b>0.00</b>	<b>0</b>	<b>0.00</b>	<b>0</b>	<b>0.00</b>	<b>0</b>	<b>0.00</b>	<b>0.00</b>	<b>0.00</b>
<b>OTHER FINANCING SOURCES (USES)</b>										
<b>TOTAL OTHER FINANCING SOURCES (USES)</b>	<b>0.00</b>	<b>0.00</b>		<b>0.00</b>		<b>0.00</b>		<b>0.00</b>	<b>0.00</b>	<b>0.00</b>
<b>NET CHANGE IN FUND BALANCE</b>	<b>0.00</b>	<b>111,265.38</b>		<b>0.00</b>		<b>0.00</b>		<b>0.00</b>	<b>0.00</b>	<b>0.00</b>



**FUND DEPT 5081-410 : NURSING HOME - ADMINISTRATIVE**

11/13/2023 10:03:21 AM

**PERIOD ENDING 10/31/2023**

	ACTUAL LAST YEAR			ACTUAL THIS YEAR				ENCUMBRANCE	BUDGET	UNENCUMBERED BALANCE
	CURRENT MONTH	YEAR TO DATE	%	CURRENT MONTH	%	YEAR TO DATE	%			
<b>REVENUES</b>										
4007 CHARGES FOR SERVICES	11,044.04	11,044.04	0	0.00	0	0.00	0	0.00	0.00	0.00
4008 INVESTMENT EARNINGS	239.30	883.66	0	451.85	113	3,992.40	998	0.00	400.00	-3,592.40
4009 MISCELLANEOUS REVENUES	0.00	0.00	0	0.00	0	-116,416.22	0	0.00	0.00	116,416.22
<b>TOTAL REVENUES</b>	<b>11,283.34</b>	<b>11,927.70</b>	<b>0</b>	<b>451.85</b>	<b>113</b>	<b>-112,423.82</b>	<b>281</b>	<b>0.00</b>	<b>400.00</b>	<b>112,823.82</b>
							<b>06</b>			
<b>EXPENDITURES</b>										
5020 SERVICES	200.00	12,207.80	49	6,764.70	4	118,193.79	72	0.00	165,000.00	46,806.21
<b>TOTAL EXPENDITURES</b>	<b>200.00</b>	<b>12,207.80</b>	<b>49</b>	<b>6,764.70</b>	<b>4</b>	<b>118,193.79</b>	<b>72</b>	<b>0.00</b>	<b>165,000.00</b>	<b>46,806.21</b>
<b>OTHER FINANCING SOURCES (USES)</b>										
<b>TOTAL OTHER FINANCING SOURCES (USES)</b>	<b>0.00</b>	<b>0.00</b>		<b>0.00</b>		<b>0.00</b>		<b>0.00</b>	<b>0.00</b>	<b>0.00</b>
<b>NET CHANGE IN FUND BALANCE</b>	<b>11,083.34</b>	<b>-280.10</b>		<b>-6,312.85</b>		<b>-230,617.61</b>		<b>0.00</b>	<b>-164,600.00</b>	<b>66,017.61</b>



**FUND DEPT 5081-415 : NURSING HOME - ENVIRONMENTAL SERVICES**

11/13/2023 10:03:21 AM

**PERIOD ENDING 10/31/2023**

	ACTUAL LAST YEAR			ACTUAL THIS YEAR				ENCUMBRANCE	BUDGET	UNENCUMBERED BALANCE
	CURRENT MONTH	YEAR TO DATE	%	CURRENT MONTH	%	YEAR TO DATE	%			
<b>EXPENDITURES</b>										
<b>TOTAL EXPENDITURES</b>	0.00	0.00	0	0.00	0	0.00	0	0.00	0.00	0.00
<b>NET CHANGE IN FUND BALANCE</b>	0.00	0.00		0.00		0.00		0.00	0.00	0.00



**FUND DEPT 5081-420 : NURSING HOME - LAUNDRY**

11/13/2023 10:03:21 AM

**PERIOD ENDING 10/31/2023**

	ACTUAL LAST YEAR			ACTUAL THIS YEAR				ENCUMBRANCE	BUDGET	UNENCUMBERED BALANCE
	CURRENT MONTH	YEAR TO DATE	%	CURRENT MONTH	%	YEAR TO DATE	%			
<b>EXPENDITURES</b>										
<b>TOTAL EXPENDITURES</b>	0.00	0.00	0	0.00	0	0.00	0	0.00	0.00	0.00
<b>NET CHANGE IN FUND BALANCE</b>	0.00	0.00		0.00		0.00		0.00	0.00	0.00



**FUND DEPT 5081-425 : NURSING HOME - MAINTENANCE**

11/13/2023 10:03:21 AM

**PERIOD ENDING 10/31/2023**

	ACTUAL LAST YEAR			ACTUAL THIS YEAR				ENCUMBRANCE	BUDGET	UNENCUMBERED BALANCE
	CURRENT MONTH	YEAR TO DATE	%	CURRENT MONTH	%	YEAR TO DATE	%			
<b>EXPENDITURES</b>										
<b>TOTAL EXPENDITURES</b>	0.00	0.00	0	0.00	0	0.00	0	0.00	0.00	0.00
<b>NET CHANGE IN FUND BALANCE</b>	0.00	0.00		0.00		0.00		0.00	0.00	0.00



**FUND DEPT 5081-430 : NURSING HOME - NURSING SERVICES**

11/13/2023 10:03:21 AM

**PERIOD ENDING 10/31/2023**

	ACTUAL LAST YEAR			ACTUAL THIS YEAR				ENCUMBRANCE	BUDGET	UNENCUMBERED BALANCE
	CURRENT MONTH	YEAR TO DATE	%	CURRENT MONTH	%	YEAR TO DATE	%			
<b>EXPENDITURES</b>										
<b>TOTAL EXPENDITURES</b>	0.00	0.00	0	0.00	0	0.00	0	0.00	0.00	0.00
<b>NET CHANGE IN FUND BALANCE</b>	0.00	0.00		0.00		0.00		0.00	0.00	0.00





**FUND DEPT 5081-440 : NURSING HOME - ACTIVITIES**

11/13/2023 10:03:21 AM

**PERIOD ENDING 10/31/2023**

	ACTUAL LAST YEAR			ACTUAL THIS YEAR				ENCUMBRANCE	BUDGET	UNENCUMBERED BALANCE
	CURRENT MONTH	YEAR TO DATE	%	CURRENT MONTH	%	YEAR TO DATE	%			
<b>EXPENDITURES</b>										
<b>TOTAL EXPENDITURES</b>	0.00	0.00	0	0.00	0	0.00	0	0.00	0.00	0.00
<b>NET CHANGE IN FUND BALANCE</b>	0.00	0.00		0.00		0.00		0.00	0.00	0.00



**FUND DEPT 5081-441 : NURSING HOME - SOCIAL SERVICES**

11/13/2023 10:03:21 AM

**PERIOD ENDING 10/31/2023**

	ACTUAL LAST YEAR			ACTUAL THIS YEAR				ENCUMBRANCE	BUDGET	UNENCUMBERED BALANCE
	CURRENT MONTH	YEAR TO DATE	%	CURRENT MONTH	%	YEAR TO DATE	%			
<b>EXPENDITURES</b>										
<b>TOTAL EXPENDITURES</b>	0.00	0.00	0	0.00	0	0.00	0	0.00	0.00	0.00
<b>NET CHANGE IN FUND BALANCE</b>	0.00	0.00		0.00		0.00		0.00	0.00	0.00



**FUND DEPT 5081-445 : NURSING HOME - PHYSICAL THERAPY**

11/13/2023 10:03:21 AM

**PERIOD ENDING 10/31/2023**

	ACTUAL LAST YEAR			ACTUAL THIS YEAR				ENCUMBRANCE	BUDGET	UNENCUMBERED BALANCE
	CURRENT MONTH	YEAR TO DATE	%	CURRENT MONTH	%	YEAR TO DATE	%			
<b>EXPENDITURES</b>										
<b>TOTAL EXPENDITURES</b>	0.00	0.00	0	0.00	0	0.00	0	0.00	0.00	0.00
<b>NET CHANGE IN FUND BALANCE</b>	0.00	0.00		0.00		0.00		0.00	0.00	0.00



**FUND DEPT 5081-446 : NURSING HOME - OCCUPATIONAL THERAPY**

11/13/2023 10:03:21 AM

**PERIOD ENDING 10/31/2023**

	ACTUAL LAST YEAR			ACTUAL THIS YEAR				ENCUMBRANCE	BUDGET	UNENCUMBERED BALANCE
	CURRENT MONTH	YEAR TO DATE	%	CURRENT MONTH	%	YEAR TO DATE	%			
<b>EXPENDITURES</b>										
<b>TOTAL EXPENDITURES</b>	0.00	0.00	0	0.00	0	0.00	0	0.00	0.00	0.00
<b>NET CHANGE IN FUND BALANCE</b>	0.00	0.00		0.00		0.00		0.00	0.00	0.00



FUND DEPT 5081-447 : NURSING HOME - RESPIRATORY THERAPY

11/13/2023 10:03:21 AM

PERIOD ENDING 10/31/2023

	ACTUAL LAST YEAR			ACTUAL THIS YEAR				ENCUMBRANCE	BUDGET	UNENCUMBERED BALANCE
	CURRENT MONTH	YEAR TO DATE	%	CURRENT MONTH	%	YEAR TO DATE	%			
<b>EXPENDITURES</b>										
<b>TOTAL EXPENDITURES</b>	0.00	0.00	0	0.00	0	0.00	0	0.00	0.00	0.00
<b>NET CHANGE IN FUND BALANCE</b>	0.00	0.00		0.00		0.00		0.00	0.00	0.00



**FUND DEPT 5081-448 : NURSING HOME - SPEECH THERAPY**

11/13/2023 10:03:21 AM

**PERIOD ENDING 10/31/2023**

	ACTUAL LAST YEAR			ACTUAL THIS YEAR				ENCUMBRANCE	BUDGET	UNENCUMBERED BALANCE
	CURRENT MONTH	YEAR TO DATE	%	CURRENT MONTH	%	YEAR TO DATE	%			
<b>EXPENDITURES</b>										
<b>TOTAL EXPENDITURES</b>	0.00	0.00	0	0.00	0	0.00	0	0.00	0.00	0.00
<b>NET CHANGE IN FUND BALANCE</b>	0.00	0.00		0.00		0.00		0.00	0.00	0.00



**FUND DEPT 5081-450 : NURSING HOME - DIETARY**

11/13/2023 10:03:21 AM

**PERIOD ENDING 10/31/2023**

	ACTUAL LAST YEAR			ACTUAL THIS YEAR				ENCUMBRANCE	BUDGET	UNENCUMBERED BALANCE
	CURRENT MONTH	YEAR TO DATE	%	CURRENT MONTH	%	YEAR TO DATE	%			
<b>EXPENDITURES</b>										
<b>TOTAL EXPENDITURES</b>	0.00	0.00	0	0.00	0	0.00	0	0.00	0.00	0.00
<b>NET CHANGE IN FUND BALANCE</b>	0.00	0.00		0.00		0.00		0.00	0.00	0.00



**FUND DEPT 5081-455 : NURSING HOME - BEAUTY SHOP**

11/13/2023 10:03:21 AM

**PERIOD ENDING 10/31/2023**

	ACTUAL LAST YEAR			ACTUAL THIS YEAR				ENCUMBRANCE	BUDGET	UNENCUMBERED BALANCE
	CURRENT MONTH	YEAR TO DATE	%	CURRENT MONTH	%	YEAR TO DATE	%			
<b>EXPENDITURES</b>										
<b>TOTAL EXPENDITURES</b>	0.00	0.00	0	0.00	0	0.00	0	0.00	0.00	0.00
<b>NET CHANGE IN FUND BALANCE</b>	0.00	0.00		0.00		0.00		0.00	0.00	0.00





**FUND DEPT 5081-460 : NURSING HOME - ADULT DAY CARE**

11/13/2023 10:03:21 AM

**PERIOD ENDING 10/31/2023**

	ACTUAL LAST YEAR			ACTUAL THIS YEAR				ENCUMBRANCE	BUDGET	UNENCUMBERED BALANCE
	CURRENT MONTH	YEAR TO DATE	%	CURRENT MONTH	%	YEAR TO DATE	%			
<b>EXPENDITURES</b>										
<b>TOTAL EXPENDITURES</b>	0.00	0.00	0	0.00	0	0.00	0	0.00	0.00	0.00
<b>NET CHANGE IN FUND BALANCE</b>	0.00	0.00		0.00		0.00		0.00	0.00	0.00



**FUND DEPT 5081-462 : NURSING HOME - ALZHEIMERS UNIT**

11/13/2023 10:03:21 AM

**PERIOD ENDING 10/31/2023**

	ACTUAL LAST YEAR			ACTUAL THIS YEAR				ENCUMBRANCE	BUDGET	UNENCUMBERED BALANCE
	CURRENT MONTH	YEAR TO DATE	%	CURRENT MONTH	%	YEAR TO DATE	%			
<b>EXPENDITURES</b>										
<b>TOTAL EXPENDITURES</b>	0.00	0.00	0	0.00	0	0.00	0	0.00	0.00	0.00
<b>NET CHANGE IN FUND BALANCE</b>	0.00	0.00		0.00		0.00		0.00	0.00	0.00



**FUND DEPT 6476-118 : SELF-FUNDED INSURANCE - PROPERTY/LIABILITY INSUR**

11/13/2023 10:03:21 AM

**PERIOD ENDING 10/31/2023**

	ACTUAL LAST YEAR			ACTUAL THIS YEAR				ENCUMBRANCE	BUDGET	UNENCUMBERED BALANCE
	CURRENT MONTH	YEAR TO DATE	%	CURRENT MONTH	%	YEAR TO DATE	%			
<b>REVENUES</b>										
4007 CHARGES FOR SERVICES	0.00	0.00	0	0.00	0	0.00	0	0.00	1,541,801.00	1,541,801.00
4009 MISCELLANEOUS REVENUES	0.00	20.00	0	0.00	0	678.50	0	0.00	0.00	-678.50
<b>TOTAL REVENUES</b>	<b>0.00</b>	<b>20.00</b>	<b>0</b>	<b>0.00</b>	<b>0</b>	<b>678.50</b>	<b>0</b>	<b>0.00</b>	<b>1,541,801.00</b>	<b>1,541,122.50</b>
<b>EXPENDITURES</b>										
5020 SERVICES	0.00	1,288,103.89	62	100,375.43	5	1,337,147.57	67	0.00	1,989,643.00	652,495.43
<b>TOTAL EXPENDITURES</b>	<b>0.00</b>	<b>1,288,103.89</b>	<b>62</b>	<b>100,375.43</b>	<b>5</b>	<b>1,337,147.57</b>	<b>67</b>	<b>0.00</b>	<b>1,989,643.00</b>	<b>652,495.43</b>
<b>OTHER FINANCING SOURCES (USES)</b>										
6001 OTHER FINANCING SOURCES	0.00	182,936.00	73	0.00	0	0.00	0	0.00	250,000.00	250,000.00
7001 OTHER FINANCING USES	0.00	0.00	0	0.00	0	0.00	0	0.00	-5,739.00	-5,739.00
<b>TOTAL OTHER FINANCING SOURCES (USES)</b>	<b>0.00</b>	<b>182,936.00</b>		<b>0.00</b>		<b>0.00</b>		<b>0.00</b>	<b>244,261.00</b>	<b>244,261.00</b>
<b>NET CHANGE IN FUND BALANCE</b>	<b>0.00</b>	<b>-1,105,147.89</b>		<b>-100,375.43</b>		<b>-1,336,469.07</b>		<b>0.00</b>	<b>-203,581.00</b>	<b>1,132,888.07</b>



FUND DEPT 6476-119 : SELF-FUNDED INSURANCE - WORKERS COMP INSURANCE

11/13/2023 10:03:21 AM

PERIOD ENDING 10/31/2023

	ACTUAL LAST YEAR			ACTUAL THIS YEAR				ENCUMBRANCE	BUDGET	UNENCUMBERED BALANCE
	CURRENT MONTH	YEAR TO DATE	%	CURRENT MONTH	%	YEAR TO DATE	%			
<b>REVENUES</b>										
4007 CHARGES FOR SERVICES	0.00	835,947.56	88	96,523.82	10	924,918.77	94	0.00	982,390.00	57,471.23
4008 INVESTMENT EARNINGS	9,446.75	27,056.60	169 1	19,272.86	385	85,006.41	170 0	0.00	5,000.00	-80,006.41
4009 MISCELLANEOUS REVENUES	0.00	295.82	0	0.00	0	0.00	0	0.00	0.00	0.00
<b>TOTAL REVENUES</b>	<b>9,446.75</b>	<b>863,299.98</b>	<b>90</b>	<b>115,796.68</b>	<b>12</b>	<b>1,009,925.18</b>	<b>102</b>	<b>0.00</b>	<b>987,390.00</b>	<b>-22,535.18</b>
<b>EXPENDITURES</b>										
5003 FRINGE BENEFITS	90,612.92	650,864.14	69	41,424.72	4	885,236.84	91	0.00	968,025.00	82,788.16
5010 COMMODITIES	0.00	0.00	0	0.00	0	106.18	68	0.00	156.18	50.00
5020 SERVICES	0.00	0.00	0	0.00	0	7,250.00	92	0.00	7,893.82	643.82
<b>TOTAL EXPENDITURES</b>	<b>90,612.92</b>	<b>650,864.14</b>	<b>69</b>	<b>41,424.72</b>	<b>4</b>	<b>892,593.02</b>	<b>91</b>	<b>0.00</b>	<b>976,075.00</b>	<b>83,481.98</b>
<b>OTHER FINANCING SOURCES (USES)</b>										
7001 OTHER FINANCING USES	0.00	0.00	0	0.00	0	0.00	0	0.00	-11,478.00	-11,478.00
<b>TOTAL OTHER FINANCING SOURCES (USES)</b>	<b>0.00</b>	<b>0.00</b>		<b>0.00</b>		<b>0.00</b>		<b>0.00</b>	<b>-11,478.00</b>	<b>-11,478.00</b>
<b>NET CHANGE IN FUND BALANCE</b>	<b>-81,166.17</b>	<b>212,435.84</b>		<b>74,371.96</b>		<b>117,332.16</b>		<b>0.00</b>	<b>-163.00</b>	<b>-117,495.16</b>



**FUND DEPT 6620-120 : HEALTH-LIFE INSURANCE - EMPLOYEE GROUP INSURANCE**

11/13/2023 10:03:21 AM

**PERIOD ENDING 10/31/2023**

	ACTUAL LAST YEAR			ACTUAL THIS YEAR				ENCUMBRANCE	BUDGET	UNENCUMBERED BALANCE
	CURRENT MONTH	YEAR TO DATE	%	CURRENT MONTH	%	YEAR TO DATE	%			
<b>REVENUES</b>										
4007 CHARGES FOR SERVICES	1,386,094.12	5,019,514.25	0	0.00	0	22,793.16	0	0.00	7,558,400.00	7,535,606.84
4008 INVESTMENT EARNINGS	623.11	3,191.45	0	13,809.93	690 5	18,952.32	947 6	0.00	200.00	-18,752.32
4009 MISCELLANEOUS REVENUES	49,179.57	48,322.17	1	0.00	0	0.00	0	0.00	0.00	0.00
<b>TOTAL REVENUES</b>	<b>1,435,896.80</b>	<b>5,071,027.87</b>	<b>68</b>	<b>13,809.93</b>	<b>0</b>	<b>41,745.48</b>	<b>1</b>	<b>0.00</b>	<b>7,558,600.00</b>	<b>7,516,854.52</b>
<b>EXPENDITURES</b>										
5003 FRINGE BENEFITS	149,321.67	4,962,919.68	67	0.00	0	0.00	0	0.00	7,499,800.00	7,499,800.00
5010 COMMODITIES	0.00	0.00	0	0.00	0	540.50	100	0.00	540.50	0.00
5020 SERVICES	0.00	0.00	0	0.00	0	49,885.27	86	0.00	58,259.50	8,374.23
<b>TOTAL EXPENDITURES</b>	<b>149,321.67</b>	<b>4,962,919.68</b>	<b>67</b>	<b>0.00</b>	<b>0</b>	<b>50,425.77</b>	<b>1</b>	<b>0.00</b>	<b>7,558,600.00</b>	<b>7,508,174.23</b>
<b>OTHER FINANCING SOURCES (USES)</b>										
<b>TOTAL OTHER FINANCING SOURCES (USES)</b>	<b>0.00</b>	<b>0.00</b>		<b>0.00</b>		<b>0.00</b>		<b>0.00</b>	<b>0.00</b>	<b>0.00</b>
<b>NET CHANGE IN FUND BALANCE</b>	<b>1,286,575.13</b>	<b>108,108.19</b>		<b>13,809.93</b>		<b>-8,680.29</b>		<b>0.00</b>	<b>0.00</b>	<b>8,680.29</b>



**FUND DEPT 7086-060 : TOWNSHIP MOTOR FUEL TAX - HIGHWAY**

11/13/2023 10:03:21 AM

**PERIOD ENDING 10/31/2023**

	ACTUAL LAST YEAR			ACTUAL THIS YEAR				ENCUMBRANCE	BUDGET	UNENCUMBERED BALANCE
	CURRENT MONTH	YEAR TO DATE	%	CURRENT MONTH	%	YEAR TO DATE	%			
<b>REVENUES</b>										
4004 INTERGOVERNMENTAL REVENUE	537,479.75	2,318,994.25	0	308,789.38	0	2,565,038.07	0	0.00	0.00	-2,565,038.07
4008 INVESTMENT EARNINGS	10,911.78	30,861.20	0	162,398.82	0	-33,546.25	0	0.00	0.00	33,546.25
<b>TOTAL REVENUES</b>	<b>548,391.53</b>	<b>2,349,855.45</b>	<b>0</b>	<b>471,188.20</b>	<b>0</b>	<b>2,531,491.82</b>	<b>0</b>	<b>0.00</b>	<b>0.00</b>	<b>-2,531,491.82</b>
<b>EXPENDITURES</b>										
5020 SERVICES	39,546.88	2,216,780.14	15	0.00	0	3,574,660.62	71	0.00	5,000,000.00	1,425,339.38
<b>TOTAL EXPENDITURES</b>	<b>39,546.88</b>	<b>2,216,780.14</b>	<b>15</b>	<b>0.00</b>	<b>0</b>	<b>3,574,660.62</b>	<b>71</b>	<b>0.00</b>	<b>5,000,000.00</b>	<b>1,425,339.38</b>
<b>NET CHANGE IN FUND BALANCE</b>	<b>508,844.65</b>	<b>133,075.31</b>		<b>471,188.20</b>		<b>-1,043,168.80</b>		<b>0.00</b>	<b>-5,000,000.00</b>	<b>-3,956,831.20</b>



**FUND DEPT 7087-060 : TOWNSHIP BRIDGE - HIGHWAY**

11/13/2023 10:03:21 AM

**PERIOD ENDING 10/31/2023**

	ACTUAL LAST YEAR			ACTUAL THIS YEAR				ENCUMBRANCE	BUDGET	UNENCUMBERED BALANCE
	CURRENT MONTH	YEAR TO DATE	%	CURRENT MONTH	%	YEAR TO DATE	%			
<b>REVENUES</b>										
4004 INTERGOVERNMENTAL REVENUE	0.00	767,364.50	0	0.00	0	0.00	0	0.00	0.00	0.00
4008 INVESTMENT EARNINGS	1,814.95	6,209.66	0	94.31	0	90.98	0	0.00	0.00	-90.98
<b>TOTAL REVENUES</b>	<b>1,814.95</b>	<b>773,574.16</b>	<b>0</b>	<b>94.31</b>	<b>0</b>	<b>90.98</b>	<b>0</b>	<b>0.00</b>	<b>0.00</b>	<b>-90.98</b>
<b>EXPENDITURES</b>										
8000 CAPITAL OUTLAY	204,033.23	217,582.98	4	0.00	0	0.00	0	0.00	0.00	0.00
<b>TOTAL EXPENDITURES</b>	<b>204,033.23</b>	<b>217,582.98</b>	<b>4</b>	<b>0.00</b>	<b>0</b>	<b>0.00</b>	<b>0</b>	<b>0.00</b>	<b>0.00</b>	<b>0.00</b>
<b>NET CHANGE IN FUND BALANCE</b>	<b>-202,218.28</b>	<b>555,991.18</b>		<b>94.31</b>		<b>90.98</b>		<b>0.00</b>	<b>0.00</b>	<b>-90.98</b>



FUND DEPT 7097-026 : ESTATE - COUNTY TREASURER

11/13/2023 10:03:21 AM

PERIOD ENDING 10/31/2023

	ACTUAL LAST YEAR			ACTUAL THIS YEAR				ENCUMBRANCE	BUDGET	UNENCUMBERED BALANCE
	CURRENT MONTH	YEAR TO DATE	%	CURRENT MONTH	%	YEAR TO DATE	%			
<b>REVENUES</b>										
4008 INVESTMENT EARNINGS	-273.31	0.00	0	0.00	0	0.00	0	0.00	0.00	0.00
<b>TOTAL REVENUES</b>	<b>-273.31</b>	<b>0.00</b>	<b>0</b>	<b>0.00</b>	<b>0</b>	<b>0.00</b>	<b>0</b>	<b>0.00</b>	<b>0.00</b>	<b>0.00</b>
<b>NET CHANGE IN FUND BALANCE</b>	<b>-273.31</b>	<b>0.00</b>		<b>0.00</b>		<b>0.00</b>		<b>0.00</b>	<b>0.00</b>	<b>0.00</b>





**FUND DEPT 7667-026 : PROPERTY CONDEMNATIONS - COUNTY TREASURER**

11/13/2023 10:03:21 AM

**PERIOD ENDING 10/31/2023**

	ACTUAL LAST YEAR			ACTUAL THIS YEAR				ENCUMBRANCE	BUDGET	UNENCUMBERED BALANCE
	CURRENT MONTH	YEAR TO DATE	%	CURRENT MONTH	%	YEAR TO DATE	%			
<b>REVENUES</b>										
4008 INVESTMENT EARNINGS	0.00	1,237.95	0	0.00	0	0.00	0	0.00	0.00	0.00
<b>TOTAL REVENUES</b>	<b>0.00</b>	<b>1,237.95</b>	<b>0</b>	<b>0.00</b>	<b>0</b>	<b>0.00</b>	<b>0</b>	<b>0.00</b>	<b>0.00</b>	<b>0.00</b>
<b>OTHER FINANCING SOURCES (USES)</b>										
<b>TOTAL OTHER FINANCING SOURCES (USES)</b>	<b>0.00</b>	<b>0.00</b>		<b>0.00</b>		<b>0.00</b>		<b>0.00</b>	<b>0.00</b>	<b>0.00</b>
<b>NET CHANGE IN FUND BALANCE</b>	<b>0.00</b>	<b>1,237.95</b>		<b>0.00</b>		<b>0.00</b>		<b>0.00</b>	<b>0.00</b>	<b>0.00</b>




**FUND DEPT 7687-040 : SHERIFF FORECLOSURES - SHERIFF**

11/13/2023 10:03:21 AM

**PERIOD ENDING 10/31/2023**

	ACTUAL LAST YEAR			ACTUAL THIS YEAR				ENCUMBRANCE	BUDGET	UNENCUMBERED BALANCE
	CURRENT MONTH	YEAR TO DATE	%	CURRENT MONTH	%	YEAR TO DATE	%			
<b>REVENUES</b>										
4008 INVESTMENT EARNINGS	547.46	4,905.60	0	0.00	0	0.00	0	0.00	0.00	0.00
<b>TOTAL REVENUES</b>	<b>547.46</b>	<b>4,905.60</b>	<b>0</b>	<b>0.00</b>	<b>0</b>	<b>0.00</b>	<b>0</b>	<b>0.00</b>	<b>0.00</b>	<b>0.00</b>
<b>OTHER FINANCING SOURCES (USES)</b>										
6001 OTHER FINANCING SOURCES	-1,365,966.99	37,720.00	0	125,109.00	0	250,218.00	0	0.00	0.00	-250,218.00
<b>TOTAL OTHER FINANCING SOURCES (USES)</b>	<b>-1,365,966.99</b>	<b>37,720.00</b>		<b>125,109.00</b>		<b>250,218.00</b>		<b>0.00</b>	<b>0.00</b>	<b>-250,218.00</b>
<b>NET CHANGE IN FUND BALANCE</b>	<b>-1,365,419.53</b>	<b>42,625.60</b>		<b>125,109.00</b>		<b>250,218.00</b>		<b>0.00</b>	<b>0.00</b>	<b>-250,218.00</b>



FUND DEPT 7699-020 : GARNISHMENTS - AUDITOR

11/13/2023 10:03:21 AM

PERIOD ENDING 10/31/2023

	ACTUAL LAST YEAR			ACTUAL THIS YEAR				ENCUMBRANCE	BUDGET	UNENCUMBERED BALANCE
	CURRENT MONTH	YEAR TO DATE	%	CURRENT MONTH	%	YEAR TO DATE	%			
<b>REVENUES</b>										
4008 INVESTMENT EARNINGS	0.00	5.35	0	0.00	0	0.00	0	0.00	0.00	0.00
<b>TOTAL REVENUES</b>	<b>0.00</b>	<b>5.35</b>	<b>0</b>	<b>0.00</b>	<b>0</b>	<b>0.00</b>	<b>0</b>	<b>0.00</b>	<b>0.00</b>	<b>0.00</b>
<b>OTHER FINANCING SOURCES (USES)</b>										
6001 OTHER FINANCING SOURCES	0.00	51,644.12	0	0.00	0	0.00	0	0.00	0.00	0.00
<b>TOTAL OTHER FINANCING SOURCES (USES)</b>	<b>0.00</b>	<b>51,644.12</b>		<b>0.00</b>		<b>0.00</b>		<b>0.00</b>	<b>0.00</b>	<b>0.00</b>
<b>NET CHANGE IN FUND BALANCE</b>	<b>0.00</b>	<b>51,649.47</b>		<b>0.00</b>		<b>0.00</b>		<b>0.00</b>	<b>0.00</b>	<b>0.00</b>



PERIOD ENDING 10/31/2023

	ACTUAL LAST YEAR			ACTUAL THIS YEAR				ENCUMBRANCE	BUDGET	UNENCUMBERED BALANCE
	CURRENT MONTH	YEAR TO DATE	%	CURRENT MONTH	%	YEAR TO DATE	%			
<b>REVENUES</b>										
4004 INTERGOVERNMENTAL REVENUE	0.00	409,260.62	75	0.00	0	361,224.47	66	0.00	546,436.00	185,211.53
4007 CHARGES FOR SERVICES	4,009.43	50,883.28	93	0.00	0	49,793.19	82	0.00	60,500.00	10,706.81
4008 INVESTMENT EARNINGS	1,384.12	3,903.82	781	-2,066.35	-413	6,241.63	1248	0.00	500.00	-5,741.63
4009 MISCELLANEOUS REVENUES	0.00	7,388.28	59	0.00	0	5,319.81	41	0.00	13,000.00	7,680.19
<b>TOTAL REVENUES</b>	<b>5,393.55</b>	<b>471,436.00</b>	<b>76</b>	<b>-2,066.35</b>	<b>0</b>	<b>422,579.10</b>	<b>68</b>	<b>0.00</b>	<b>620,436.00</b>	<b>197,856.90</b>
<b>EXPENDITURES</b>										
5001 SALARIES AND WAGES	32,670.21	307,467.19	78	30,483.22	7	320,880.81	78	0.00	412,332.00	91,451.19
5003 FRINGE BENEFITS	8,492.37	73,484.41	56	3,160.59	3	72,168.74	58	0.00	124,425.00	52,256.26
5010 COMMODITIES	104.11	954.07	19	0.00	0	2,401.37	38	0.00	6,400.00	3,998.63
5020 SERVICES	1,169.72	17,021.28	23	202.13	1	12,097.57	33	0.00	37,035.00	24,937.43
<b>TOTAL EXPENDITURES</b>	<b>42,436.41</b>	<b>398,926.95</b>	<b>66</b>	<b>33,845.94</b>	<b>6</b>	<b>407,548.49</b>	<b>70</b>	<b>0.00</b>	<b>580,192.00</b>	<b>172,643.51</b>
<b>OTHER FINANCING SOURCES (USES)</b>										
7001 OTHER FINANCING USES	0.00	0.00	0	0.00	0	-58,500.00	95	0.00	-61,500.00	-3,000.00
<b>TOTAL OTHER FINANCING SOURCES (USES)</b>	<b>0.00</b>	<b>0.00</b>		<b>0.00</b>		<b>-58,500.00</b>		<b>0.00</b>	<b>-61,500.00</b>	<b>-3,000.00</b>
<b>NET CHANGE IN FUND BALANCE</b>	<b>-37,042.86</b>	<b>72,509.05</b>		<b>-35,912.29</b>		<b>-43,469.39</b>		<b>0.00</b>	<b>-21,256.00</b>	<b>22,213.39</b>



**FUND DEPT 8850-112 : GEOG INF SYS JOINT VENTUR - CAPITAL/TECHNOLOGY PURCH**

11/13/2023 10:03:21 AM

**PERIOD ENDING 10/31/2023**

	ACTUAL LAST YEAR			ACTUAL THIS YEAR				ENCUMBRANCE	BUDGET	UNENCUMBERED BALANCE
	CURRENT MONTH	YEAR TO DATE	%	CURRENT MONTH	%	YEAR TO DATE	%			
<b>REVENUES</b>										
<b>TOTAL REVENUES</b>	<b>0.00</b>	<b>0.00</b>	<b>0</b>	<b>0.00</b>	<b>0</b>	<b>0.00</b>	<b>0</b>	<b>0.00</b>	<b>0.00</b>	<b>0.00</b>
<b>EXPENDITURES</b>										
5010 COMMODITIES	375.04	4,223.70	22	0.00	0	4,366.01	99	0.00	4,400.00	33.99
5020 SERVICES	0.00	53,859.60	84	0.00	0	57,470.70	94	0.00	61,190.00	3,719.30
8000 CAPITAL OUTLAY	0.00	0.00	0	0.00	0	0.00	0	0.00	6,100.00	6,100.00
<b>TOTAL EXPENDITURES</b>	<b>375.04</b>	<b>58,083.30</b>	<b>70</b>	<b>0.00</b>	<b>0</b>	<b>61,836.71</b>	<b>86</b>	<b>0.00</b>	<b>71,690.00</b>	<b>9,853.29</b>
<b>OTHER FINANCING SOURCES (USES)</b>										
6001 OTHER FINANCING SOURCES	0.00	0.00	0	0.00	0	58,500.00	100	0.00	58,500.00	0.00
<b>TOTAL OTHER FINANCING SOURCES (USES)</b>	<b>0.00</b>	<b>0.00</b>		<b>0.00</b>		<b>58,500.00</b>		<b>0.00</b>	<b>58,500.00</b>	<b>0.00</b>
<b>NET CHANGE IN FUND BALANCE</b>	<b>-375.04</b>	<b>-58,083.30</b>		<b>0.00</b>		<b>-3,336.71</b>		<b>0.00</b>	<b>-13,190.00</b>	<b>-9,853.29</b>



FUND DEPT 8850-672 : GEOG INF SYS JOINT VENTUR - AERIAL PHOTOGRAPHY PROJ

11/13/2023 10:03:21 AM

PERIOD ENDING 10/31/2023

	ACTUAL LAST YEAR			ACTUAL THIS YEAR				ENCUMBRANCE	BUDGET	UNENCUMBERED BALANCE
	CURRENT MONTH	YEAR TO DATE	%	CURRENT MONTH	%	YEAR TO DATE	%			
<b>REVENUES</b>										
4004 INTERGOVERNMENTAL REVENUE	0.00	33,496.25	106	0.00	0	95,959.75	90	0.00	106,750.00	10,790.25
<b>TOTAL REVENUES</b>	<b>0.00</b>	<b>33,496.25</b>	<b>106</b>	<b>0.00</b>	<b>0</b>	<b>95,959.75</b>	<b>90</b>	<b>0.00</b>	<b>106,750.00</b>	<b>10,790.25</b>
<b>EXPENDITURES</b>										
5020 SERVICES	0.00	0.00	0	0.00	0	93,000.00	50	0.00	185,000.00	92,000.00
<b>TOTAL EXPENDITURES</b>	<b>0.00</b>	<b>0.00</b>	<b>0</b>	<b>0.00</b>	<b>0</b>	<b>93,000.00</b>	<b>50</b>	<b>0.00</b>	<b>185,000.00</b>	<b>92,000.00</b>
<b>NET CHANGE IN FUND BALANCE</b>	<b>0.00</b>	<b>33,496.25</b>		<b>0.00</b>		<b>2,959.75</b>		<b>0.00</b>	<b>-78,250.00</b>	<b>-81,209.75</b>