


FUND DEPT 1080-010 : GENERAL CORPORATE - COUNTY BOARD

1/10/2024 1:29:53 PM

PERIOD ENDING 12/31/2023

	ACTUAL LAST YEAR			ACTUAL THIS YEAR				ENCUMBRANCE	BUDGET	UNENCUMBERED BALANCE
	CURRENT MONTH	YEAR TO DATE	%	CURRENT MONTH	%	YEAR TO DATE	%			
REVENUES										
4007 CHARGES FOR SERVICES	2,573.34	2,623.34	874	0.00	0	243.34	81	0.00	300.00	56.66
4009 MISCELLANEOUS REVENUES	1,000.00	1,800.00	180	1,000.00	50	1,000.00	50	0.00	2,000.00	1,000.00
4010 RENTS AND ROYALTIES	84,767.17	393,136.25	99	5,320.08	1	259,379.61	61	0.00	425,000.00	165,620.39
TOTAL REVENUES	88,340.51	397,559.59	93	6,320.08	1	260,622.95	61	0.00	427,300.00	166,677.05
EXPENDITURES										
5001 SALARIES AND WAGES	6,359.63	55,045.01	80	7,493.32	8	59,281.69	67	0.00	89,000.00	29,718.31
5003 FRINGE BENEFITS	518.98	3,695.32	92	0.00	0	0.00	0	0.00	0.00	0.00
5010 COMMODITIES	21.56	89.96	15	326.59	6	2,735.00	52	0.00	5,250.00	2,515.00
5020 SERVICES	2,098.43	99,768.86	98	2,594.10	2	69,649.47	67	0.00	104,035.00	34,385.53
TOTAL EXPENDITURES	8,998.60	158,599.15	91	10,414.01	5	131,666.16	66	0.00	198,285.00	66,618.84
NET CHANGE IN FUND BALANCE	79,341.91	238,960.44		-4,093.93		128,956.79		0.00	229,015.00	100,058.21




FUND DEPT 1080-012 : GENERAL CORPORATE - TORNADO SIRENS

1/10/2024 1:29:53 PM

PERIOD ENDING 12/31/2023

	ACTUAL LAST YEAR			ACTUAL THIS YEAR				ENCUMBRANCE	BUDGET	UNENCUMBERED BALANCE
	CURRENT MONTH	YEAR TO DATE	%	CURRENT MONTH	%	YEAR TO DATE	%			
REVENUES										
4004 INTERGOVERNMENTAL REVENUE	0.00	3,990.00	100	0.00	0	0.00	0	0.00	0.00	0.00
TOTAL REVENUES	0.00	3,990.00	100	0.00	0	0.00	0	0.00	0.00	0.00
EXPENDITURES										
5020 SERVICES	0.00	3,990.00	100	0.00	0	0.00	0	0.00	0.00	0.00
TOTAL EXPENDITURES	0.00	3,990.00	100	0.00	0	0.00	0	0.00	0.00	0.00
NET CHANGE IN FUND BALANCE	0.00	0.00		0.00		0.00		0.00	0.00	0.00




FUND DEPT 1080-013 : GENERAL CORPORATE - DEBT SERVICE

1/10/2024 1:29:53 PM

PERIOD ENDING 12/31/2023

	ACTUAL LAST YEAR			ACTUAL THIS YEAR				ENCUMBRANCE	BUDGET	UNENCUMBERED BALANCE
	CURRENT MONTH	YEAR TO DATE	%	CURRENT MONTH	%	YEAR TO DATE	%			
REVENUES										
4004 INTERGOVERNMENTAL REVENUE	0.00	0.00	0	146,751.00	9	1,467,510.00	93	0.00	1,578,901.00	111,391.00
TOTAL REVENUES	0.00	0.00	0	146,751.00	9	1,467,510.00	93	0.00	1,578,901.00	111,391.00
EXPENDITURES										
5050 INTEREST AND FISCAL CHARGES	0.00	0.00	0	997,725.00	63	1,467,505.42	93	0.00	1,572,901.00	105,395.58
TOTAL EXPENDITURES	0.00	0.00	0	997,725.00	63	1,467,505.42	93	0.00	1,572,901.00	105,395.58
OTHER FINANCING SOURCES (USES)										
TOTAL OTHER FINANCING SOURCES (USES)	0.00	0.00		0.00		0.00		0.00	0.00	0.00
NET CHANGE IN FUND BALANCE	0.00	0.00		-850,974.00		4.58		0.00	6,000.00	5,995.42




FUND DEPT 1080-016 : GENERAL CORPORATE - ADMINISTRATIVE SERVICES

1/10/2024 1:29:53 PM

PERIOD ENDING 12/31/2023

	ACTUAL LAST YEAR			ACTUAL THIS YEAR				ENCUMBRANCE	BUDGET	UNENCUMBERED BALANCE
	CURRENT MONTH	YEAR TO DATE	%	CURRENT MONTH	%	YEAR TO DATE	%			
REVENUES										
4004 INTERGOVERNMENTAL REVENUE	8.35	1,282.79	18	160.96	2	741.03	11	0.00	7,000.00	6,258.97
4009 MISCELLANEOUS REVENUES	1,540.75	2,988.00	100	0.00	0	1,562.97	52	0.00	3,000.00	1,437.03
TOTAL REVENUES	1,549.10	4,270.79	43	160.96	2	2,304.00	23	0.00	10,000.00	7,696.00
EXPENDITURES										
5001 SALARIES AND WAGES	80,991.01	740,975.34	98	76,584.11	10	663,068.51	90	0.00	736,447.00	73,378.49
5003 FRINGE BENEFITS	0.00	0.00	0	3,158.68	0	49,830.41	0	0.00	0.00	-49,830.41
5010 COMMODITIES	32,158.96	144,477.16	45	29,604.11	9	221,775.12	69	0.00	323,190.50	101,415.38
5020 SERVICES	1,293.38	14,399.52	50	1,848.28	5	27,547.91	72	0.00	38,319.50	10,771.59
TOTAL EXPENDITURES	114,443.35	899,852.02	81	111,195.18	10	962,221.95	88	0.00	1,097,957.00	135,735.05
OTHER FINANCING SOURCES (USES)										
6001 OTHER FINANCING SOURCES	20,592.00	20,592.00	72	0.00	0	0.00	0	0.00	17,217.00	17,217.00
TOTAL OTHER FINANCING SOURCES (USES)	20,592.00	20,592.00		0.00		0.00		0.00	17,217.00	17,217.00
NET CHANGE IN FUND BALANCE	-92,302.25	-874,989.23		-111,034.22		-959,917.95		0.00	-1,070,740.00	-110,822.05




FUND DEPT 1080-017 : GENERAL CORPORATE - COOPERATIVE EXTENSION SRV

1/10/2024 1:29:53 PM

PERIOD ENDING 12/31/2023

	ACTUAL LAST YEAR			ACTUAL THIS YEAR				ENCUMBRANCE	BUDGET	UNENCUMBERED BALANCE
	CURRENT MONTH	YEAR TO DATE	%	CURRENT MONTH	%	YEAR TO DATE	%			
REVENUES										
4001 PROPERTY TAX	23,274.09	441,353.83	100	10,213.20	2	445,427.95	101	0.00	442,000.00	-3,427.95
TOTAL REVENUES	23,274.09	441,353.83	100	10,213.20	2	445,427.95	101	0.00	442,000.00	-3,427.95
EXPENDITURES										
5020 SERVICES	22,539.96	440,619.70	100	22,966.05	5	435,690.77	97	0.00	448,735.00	13,044.23
TOTAL EXPENDITURES	22,539.96	440,619.70	100	22,966.05	5	435,690.77	97	0.00	448,735.00	13,044.23
NET CHANGE IN FUND BALANCE	734.13	734.13		-12,752.85		9,737.18		0.00	-6,735.00	-16,472.18




FUND DEPT 1080-020 : GENERAL CORPORATE - AUDITOR

1/10/2024 1:29:53 PM

PERIOD ENDING 12/31/2023

	ACTUAL LAST YEAR			ACTUAL THIS YEAR				ENCUMBRANCE	BUDGET	UNENCUMBERED BALANCE
	CURRENT MONTH	YEAR TO DATE	%	CURRENT MONTH	%	YEAR TO DATE	%			
REVENUES										
4004 INTERGOVERNMENTAL REVENUE	0.00	6,500.00	100	0.00	0	6,500.00	100	0.00	6,500.00	0.00
4007 CHARGES FOR SERVICES	0.00	0.00	0	0.00	0	0.00	0	0.00	120,000.00	120,000.00
4008 INVESTMENT EARNINGS	0.00	0.00	0	24.23	0	244.70	0	0.00	0.00	-244.70
4009 MISCELLANEOUS REVENUES	0.00	1,034.60	9	0.00	0	0.00	0	0.00	0.00	0.00
TOTAL REVENUES	0.00	7,534.60	6	24.23	0	6,744.70	5	0.00	126,500.00	119,755.30
EXPENDITURES										
5001 SALARIES AND WAGES	52,461.43	381,533.55	99	46,544.73	11	417,625.89	98	0.00	425,064.00	7,438.11
5003 FRINGE BENEFITS	0.00	0.00	0	5,475.56	0	60,371.16	0	0.00	0.00	-60,371.16
5010 COMMODITIES	3,938.34	5,513.74	100	2,798.45	51	5,596.59	103	0.00	5,441.01	-155.58
5020 SERVICES	886.91	10,215.76	100	343.72	2	12,961.81	87	0.00	14,875.99	1,914.18
TOTAL EXPENDITURES	57,286.68	397,263.05	99	55,162.46	12	496,555.45	111	0.00	445,381.00	-51,174.45
OTHER FINANCING SOURCES (USES)										
6001 OTHER FINANCING SOURCES	135,733.63	135,733.63	0	0.00	0	0.00	0	0.00	0.00	0.00
TOTAL OTHER FINANCING SOURCES (USES)	135,733.63	135,733.63		0.00		0.00		0.00	0.00	0.00
NET CHANGE IN FUND BALANCE	78,446.95	-253,994.82		-55,138.23		-489,810.75		0.00	-318,881.00	170,929.75




FUND DEPT 1080-021 : GENERAL CORPORATE - BOARD OF REVIEW

1/10/2024 1:29:53 PM

PERIOD ENDING 12/31/2023

	ACTUAL LAST YEAR			ACTUAL THIS YEAR				ENCUMBRANCE	BUDGET	UNENCUMBERED BALANCE
	CURRENT MONTH	YEAR TO DATE	%	CURRENT MONTH	%	YEAR TO DATE	%			
REVENUES										
TOTAL REVENUES	0.00	0.00	0	0.00	0	0.00	0	0.00	0.00	0.00
EXPENDITURES										
5001 SALARIES AND WAGES	18,262.53	138,198.12	102	16,221.25	11	142,447.50	100	0.00	142,448.00	0.50
5003 FRINGE BENEFITS	0.00	0.00	0	1,305.15	0	15,661.80	0	0.00	0.00	-15,661.80
5010 COMMODITIES	0.00	298.93	24	0.00	0	374.97	28	0.00	1,333.50	958.53
5020 SERVICES	2,427.58	3,975.72	75	200.00	1	16,196.84	89	0.00	18,115.00	1,918.16
TOTAL EXPENDITURES	20,690.11	142,472.77	100	17,726.40	11	174,681.11	108	0.00	161,896.50	-12,784.61
NET CHANGE IN FUND BALANCE	-20,690.11	-142,472.77		-17,726.40		-174,681.11		0.00	-161,896.50	12,784.61




FUND DEPT 1080-022 : GENERAL CORPORATE - COUNTY CLERK

1/10/2024 1:29:53 PM

PERIOD ENDING 12/31/2023

	ACTUAL LAST YEAR			ACTUAL THIS YEAR				ENCUMBRANCE	BUDGET	UNENCUMBERED BALANCE
	CURRENT MONTH	YEAR TO DATE	%	CURRENT MONTH	%	YEAR TO DATE	%			
REVENUES										
4004 INTERGOVERNMENTAL REVENUE	21,260.00	29,450.00	57	0.00	0	0.00	0	0.00	51,815.00	51,815.00
4006 LICENSES AND PERMITS	7,540.00	94,330.00	115	5,210.00	5	106,943.25	97	0.00	110,400.00	3,456.75
4007 CHARGES FOR SERVICES	57,094.21	288,317.73	85	32,965.47	10	269,152.37	79	0.00	340,000.00	70,847.63
4008 INVESTMENT EARNINGS	28.24	165.99	83	8.75	4	125.68	63	0.00	200.00	74.32
4009 MISCELLANEOUS REVENUES	660.00	660.00	330 0	497.50	248 8	7,385.00	369 25	0.00	20.00	-7,365.00
TOTAL REVENUES	86,582.45	412,923.72	87	38,681.72	8	383,606.30	76	0.00	502,435.00	118,828.70
EXPENDITURES										
5001 SALARIES AND WAGES	177,045.70	958,015.56	100	93,409.21	10	859,054.37	90	0.00	951,536.00	92,481.63
5003 FRINGE BENEFITS	0.00	0.00	0	7,311.88	0	87,174.70	0	0.00	0.00	-87,174.70
5010 COMMODITIES	3,829.86	127,738.12	100	3,952.78	2	138,325.00	58	85,990.00	240,456.15	16,141.15
5020 SERVICES	10,481.34	354,035.40	100	11,925.05	4	318,560.32	94	0.00	337,428.85	18,868.53
8000 CAPITAL OUTLAY	0.00	209,950.00	100	0.00	0	0.00	0	0.00	0.00	0.00
TOTAL EXPENDITURES	191,356.90	1,649,739.08	100	116,598.92	8	1,403,114.39	92	85,990.00	1,529,421.00	40,316.61
OTHER FINANCING SOURCES (USES)										
TOTAL OTHER FINANCING SOURCES (USES)	0.00	0.00		0.00		0.00		0.00	0.00	0.00
NET CHANGE IN FUND BALANCE	-104,774.45	-1,236,815.36		-77,917.20		-1,019,508.09		-85,990.00	-1,026,986.00	78,512.09




FUND DEPT 1080-023 : GENERAL CORPORATE - RECORDER

1/10/2024 1:29:53 PM

PERIOD ENDING 12/31/2023

	ACTUAL LAST YEAR			ACTUAL THIS YEAR				ENCUMBRANCE	BUDGET	UNENCUMBERED BALANCE
	CURRENT MONTH	YEAR TO DATE	%	CURRENT MONTH	%	YEAR TO DATE	%			
REVENUES										
4004 INTERGOVERNMENTAL REVENUE	0.00	3,276.71	0	0.00	0	0.00	0	0.00	0.00	0.00
4006 LICENSES AND PERMITS	206,781.25	2,749,406.50	105	48,573.25	10	576,492.25	115	0.00	500,000.00	-76,492.25
4007 CHARGES FOR SERVICES	65,578.50	920,380.50	82	35,309.00	4	591,271.50	74	0.00	800,000.00	208,728.50
4009 MISCELLANEOUS REVENUES	21,748.43	68,360.38	855	221.50	1	8,164.50	33	0.00	25,000.00	16,835.50
TOTAL REVENUES	294,108.18	3,741,424.09	100	84,103.75	6	1,175,928.25	89	0.00	1,325,000.00	149,071.75
EXPENDITURES										
5001 SALARIES AND WAGES	24,173.77	170,737.53	100	16,931.39	9	177,799.53	95	0.00	187,353.00	9,553.47
5003 FRINGE BENEFITS	0.00	0.00	0	2,832.78	0	41,102.24	0	0.00	0.00	-41,102.24
5010 COMMODITIES	0.00	1,278.37	100	21.75	3	650.59	77	0.00	850.00	199.41
5020 SERVICES	264,478.00	2,028,049.35	100	0.00	0	118.80	8	0.00	1,430.00	1,311.20
TOTAL EXPENDITURES	288,651.77	2,200,065.25	100	19,785.92	10	219,671.16	116	0.00	189,633.00	-30,038.16
NET CHANGE IN FUND BALANCE	5,456.41	1,541,358.84		64,317.83		956,257.09		0.00	1,135,367.00	179,109.91




FUND DEPT 1080-025 : GENERAL CORPORATE - SUPERVISOR OF ASSESSMENT

1/10/2024 1:29:53 PM

PERIOD ENDING 12/31/2023

	ACTUAL LAST YEAR			ACTUAL THIS YEAR				ENCUMBRANCE	BUDGET	UNENCUMBERED BALANCE
	CURRENT MONTH	YEAR TO DATE	%	CURRENT MONTH	%	YEAR TO DATE	%			
REVENUES										
4004 INTERGOVERNMENTAL REVENUE	10,979.15	46,395.85	102	3,718.74	8	37,187.40	79	0.00	46,988.00	9,800.60
4009 MISCELLANEOUS REVENUES	0.00	731.26	244	0.00	0	500.00	83	0.00	600.00	100.00
TOTAL REVENUES	10,979.15	47,127.11	103	3,718.74	8	37,687.40	79	0.00	47,588.00	9,900.60
EXPENDITURES										
5001 SALARIES AND WAGES	44,780.65	334,856.73	98	41,137.53	12	340,638.49	95	0.00	356,811.00	16,172.51
5003 FRINGE BENEFITS	0.00	0.00	0	4,591.50	0	55,372.60	0	0.00	0.00	-55,372.60
5010 COMMODITIES	591.74	4,076.14	72	1,263.04	14	6,011.78	69	0.00	8,752.00	2,740.22
5020 SERVICES	29,833.30	52,910.14	96	33.20	0	33,164.88	52	0.00	64,300.00	31,135.12
TOTAL EXPENDITURES	75,205.69	391,843.01	98	47,025.27	11	435,187.75	101	0.00	429,863.00	-5,324.75
NET CHANGE IN FUND BALANCE	-64,226.54	-344,715.90		-43,306.53		-397,500.35		0.00	-382,275.00	15,225.35




FUND DEPT 1080-026 : GENERAL CORPORATE - COUNTY TREASURER

1/10/2024 1:29:53 PM

PERIOD ENDING 12/31/2023

	ACTUAL LAST YEAR			ACTUAL THIS YEAR				ENCUMBRANCE	BUDGET	UNENCUMBERED BALANCE
	CURRENT MONTH	YEAR TO DATE	%	CURRENT MONTH	%	YEAR TO DATE	%			
REVENUES										
4001 PROPERTY TAX	678,842.73	681,320.79	102	380.00	0	3,814.18	1	0.00	500,000.00	496,185.82
4004 INTERGOVERNMENTAL REVENUE	4,792.55	11,292.55	81	0.00	0	6,500.00	46	0.00	14,000.00	7,500.00
4007 CHARGES FOR SERVICES	0.00	50.00	0	0.00	0	1,523.95	762	0.00	200.00	-1,323.95
4008 INVESTMENT EARNINGS	8,538.20	9,129.47	130	3,346.40	48	18,528.91	265	0.00	7,000.00	-11,528.91
TOTAL REVENUES	692,173.48	701,792.81	102	3,726.40	1	30,367.04	6	0.00	521,200.00	490,832.96
EXPENDITURES										
5001 SALARIES AND WAGES	38,546.37	296,691.58	100	35,601.48	11	312,920.16	99	0.00	317,248.00	4,327.84
5003 FRINGE BENEFITS	0.00	0.00	0	3,724.64	0	44,695.68	0	0.00	0.00	-44,695.68
5010 COMMODITIES	0.00	2,928.16	100	29.00	0	6,096.74	84	0.00	7,255.00	1,158.26
5020 SERVICES	26,554.21	76,199.12	96	6,652.48	14	41,062.24	88	0.00	46,568.00	5,505.76
TOTAL EXPENDITURES	65,100.58	375,818.86	99	46,007.60	12	404,774.82	109	0.00	371,071.00	-33,703.82
NET CHANGE IN FUND BALANCE	627,072.90	325,973.95		-42,281.20		-374,407.78		0.00	150,129.00	524,536.78




FUND DEPT 1080-028 : GENERAL CORPORATE - INFORMATION TECHNOLOGY (IT)

1/10/2024 1:29:53 PM

PERIOD ENDING 12/31/2023

	ACTUAL LAST YEAR			ACTUAL THIS YEAR				ENCUMBRANCE	BUDGET	UNENCUMBERED BALANCE
	CURRENT MONTH	YEAR TO DATE	%	CURRENT MONTH	%	YEAR TO DATE	%			
REVENUES										
4004 INTERGOVERNMENTAL REVENUE	1,200.00	4,600.00	96	400.00	8	4,400.00	92	0.00	4,800.00	400.00
4007 CHARGES FOR SERVICES	0.00	0.00	0	0.00	0	0.00	0	0.00	45,600.00	45,600.00
4009 MISCELLANEOUS REVENUES	0.00	0.00	0	0.00	0	3,862.00	0	0.00	0.00	-3,862.00
TOTAL REVENUES	1,200.00	4,600.00	9	400.00	1	8,262.00	16	0.00	50,400.00	42,138.00
EXPENDITURES										
5001 SALARIES AND WAGES	110,210.74	712,647.96	96	93,716.70	10	767,454.43	85	0.00	904,356.00	136,901.57
5003 FRINGE BENEFITS	0.00	0.00	0	7,395.77	0	102,352.54	0	0.00	0.00	-102,352.54
5010 COMMODITIES	15,993.96	74,162.90	100	8,911.32	12	68,487.77	89	0.00	76,628.75	8,140.98
5020 SERVICES	69,485.93	331,521.78	90	12,533.93	3	289,543.27	78	24,497.00	372,139.25	58,098.98
TOTAL EXPENDITURES	195,690.63	1,118,332.64	94	122,557.72	9	1,227,838.01	91	24,497.00	1,353,124.00	100,788.99
OTHER FINANCING SOURCES (USES)										
6001 OTHER FINANCING SOURCES	44,196.17	44,196.17	0	0.00	0	0.00	0	0.00	0.00	0.00
TOTAL OTHER FINANCING SOURCES (USES)	44,196.17	44,196.17		0.00		0.00		0.00	0.00	0.00
NET CHANGE IN FUND BALANCE	-150,294.46	-1,069,536.47		-122,157.72		-1,219,576.01		-24,497.00	-1,302,724.00	-58,650.99




FUND DEPT 1080-030 : GENERAL CORPORATE - CIRCUIT CLERK

1/10/2024 1:29:53 PM

PERIOD ENDING 12/31/2023

	ACTUAL LAST YEAR			ACTUAL THIS YEAR				ENCUMBRANCE	BUDGET	UNENCUMBERED BALANCE
	CURRENT MONTH	YEAR TO DATE	%	CURRENT MONTH	%	YEAR TO DATE	%			
REVENUES										
4004 INTERGOVERNMENTAL REVENUE	0.00	6,500.00	100	0.00	0	6,500.00	31	0.00	21,263.00	14,763.00
4007 CHARGES FOR SERVICES	126,592.46	722,196.23	56	81,229.16	14	801,051.70	134	0.00	600,000.00	-201,051.70
4008 INVESTMENT EARNINGS	15,443.00	43,099.83	0	8,107.25	0	95,148.10	0	0.00	0.00	-95,148.10
TOTAL REVENUES	142,035.46	771,796.06	60	89,336.41	14	902,699.80	145	0.00	621,263.00	-281,436.80
EXPENDITURES										
5001 SALARIES AND WAGES	139,547.50	1,157,892.23	92	142,415.02	10	1,189,226.61	85	0.00	1,396,314.00	207,087.39
5003 FRINGE BENEFITS	0.00	0.00	0	19,255.64	0	214,846.58	0	0.00	0.00	-214,846.58
5010 COMMODITIES	743.05	19,016.55	100	3,008.64	13	19,051.74	84	0.00	22,582.50	3,530.76
5020 SERVICES	4,490.11	46,204.01	100	4,059.45	14	23,873.12	80	0.00	29,756.50	5,883.38
TOTAL EXPENDITURES	144,780.66	1,223,112.79	92	168,738.75	12	1,446,998.05	100	0.00	1,448,653.00	1,654.95
OTHER FINANCING SOURCES (USES)										
TOTAL OTHER FINANCING SOURCES (USES)	0.00	0.00		0.00		0.00		0.00	0.00	0.00
NET CHANGE IN FUND BALANCE	-2,745.20	-451,316.73		-79,402.34		-544,298.25		0.00	-827,390.00	-283,091.75




FUND DEPT 1080-031 : GENERAL CORPORATE - CIRCUIT COURT

1/10/2024 1:29:53 PM

PERIOD ENDING 12/31/2023

	ACTUAL LAST YEAR			ACTUAL THIS YEAR				ENCUMBRANCE	BUDGET	UNENCUMBERED BALANCE
	CURRENT MONTH	YEAR TO DATE	%	CURRENT MONTH	%	YEAR TO DATE	%			
REVENUES										
4004 INTERGOVERNMENTAL REVENUE	0.00	80,319.60	98	0.00	0	19,016.51	100	0.00	19,016.80	0.29
TOTAL REVENUES	0.00	80,319.60	98	0.00	0	19,016.51	100	0.00	19,016.80	0.29
EXPENDITURES										
5001 SALARIES AND WAGES	87,149.71	655,350.35	100	75,074.47	11	678,426.16	99	0.00	686,371.00	7,944.84
5003 FRINGE BENEFITS	0.00	0.00	0	9,882.06	0	126,593.26	0	0.00	0.00	-126,593.26
5010 COMMODITIES	470.06	75,132.53	100	4,974.65	15	29,521.33	90	0.00	32,797.19	3,275.86
5020 SERVICES	134,178.81	560,667.95	94	50,745.00	10	520,854.61	100	0.00	521,394.61	540.00
TOTAL EXPENDITURES	221,798.58	1,291,150.83	97	140,676.18	11	1,355,395.36	109	0.00	1,240,562.80	-114,832.56
OTHER FINANCING SOURCES (USES)										
TOTAL OTHER FINANCING SOURCES (USES)	0.00	0.00		0.00		0.00		0.00	0.00	0.00
NET CHANGE IN FUND BALANCE	-221,798.58	-1,210,831.23		-140,676.18		-1,336,378.85		0.00	-1,221,546.00	114,832.85




FUND DEPT 1080-032 : GENERAL CORPORATE - JURY COMMISSION

1/10/2024 1:29:53 PM

PERIOD ENDING 12/31/2023

	ACTUAL LAST YEAR			ACTUAL THIS YEAR				ENCUMBRANCE	BUDGET	UNENCUMBERED BALANCE
	CURRENT MONTH	YEAR TO DATE	%	CURRENT MONTH	%	YEAR TO DATE	%			
REVENUES										
4007 CHARGES FOR SERVICES	0.00	0.00	0	4,462.50	0	34,981.25	0	0.00	0.00	-34,981.25
TOTAL REVENUES	0.00	0.00	0	4,462.50	0	34,981.25	0	0.00	0.00	-34,981.25
EXPENDITURES										
5001 SALARIES AND WAGES	5,921.32	43,886.44	94	5,264.67	11	44,992.12	92	0.00	48,977.00	3,984.88
5010 COMMODITIES	474.92	4,418.09	52	891.02	7	7,431.30	61	0.00	12,125.00	4,693.70
5020 SERVICES	14,759.40	85,474.16	71	3,912.25	3	97,486.26	68	0.00	142,911.00	45,424.74
TOTAL EXPENDITURES	21,155.64	133,778.69	76	10,067.94	5	149,909.68	73	0.00	204,013.00	54,103.32
NET CHANGE IN FUND BALANCE	-21,155.64	-133,778.69		-5,605.44		-114,928.43		0.00	-204,013.00	-89,084.57




FUND DEPT 1080-036 : GENERAL CORPORATE - PUBLIC DEFENDER

1/10/2024 1:29:53 PM

PERIOD ENDING 12/31/2023

	ACTUAL LAST YEAR			ACTUAL THIS YEAR				ENCUMBRANCE	BUDGET	UNENCUMBERED BALANCE
	CURRENT MONTH	YEAR TO DATE	%	CURRENT MONTH	%	YEAR TO DATE	%			
REVENUES										
4004 INTERGOVERNMENTAL REVENUE	28,310.22	121,081.92	110	9,870.84	8	102,444.29	86	0.00	119,593.49	17,149.20
4007 CHARGES FOR SERVICES	2,681.00	19,164.00	35	989.81	2	13,227.58	26	0.00	50,000.00	36,772.42
TOTAL REVENUES	30,991.22	140,245.92	85	10,860.65	6	115,671.87	68	0.00	169,593.49	53,921.62
EXPENDITURES										
5001 SALARIES AND WAGES	143,376.61	1,160,513.08	98	185,489.43	13	1,428,113.39	97	0.00	1,473,769.00	45,655.61
5003 FRINGE BENEFITS	0.00	0.00	0	9,353.98	0	93,073.03	0	0.00	0.00	-93,073.03
5010 COMMODITIES	698.97	11,244.65	93	707.79	4	16,306.88	93	0.00	17,594.00	1,287.12
5020 SERVICES	20,436.36	47,672.66	96	5,278.51	9	54,234.77	97	0.00	56,066.00	1,831.23
8000 CAPITAL OUTLAY	0.00	0.00	0	0.00	0	5,307.25	100	0.00	5,307.49	0.24
TOTAL EXPENDITURES	164,511.94	1,219,430.39	98	200,829.71	13	1,597,035.32	103	0.00	1,552,736.49	-44,298.83
NET CHANGE IN FUND BALANCE	-133,520.72	-1,079,184.47		-189,969.06		-1,481,363.45		0.00	-1,383,143.00	98,220.45




FUND DEPT 1080-040 : GENERAL CORPORATE - SHERIFF

1/10/2024 1:29:53 PM

PERIOD ENDING 12/31/2023

	ACTUAL LAST YEAR			ACTUAL THIS YEAR				ENCUMBRANCE	BUDGET	UNENCUMBERED BALANCE
	CURRENT MONTH	YEAR TO DATE	%	CURRENT MONTH	%	YEAR TO DATE	%			
REVENUES										
4004 INTERGOVERNMENTAL REVENUE	202,616.87	1,215,317.81	102	80,521.62	7	776,755.81	65	0.00	1,193,131.00	416,375.19
4005 FINES AND FORFEITURES	4,053.95	22,782.38	76	1,250.91	4	16,893.37	56	0.00	30,000.00	13,106.63
4007 CHARGES FOR SERVICES	9,346.50	138,646.95	72	15,763.44	11	135,393.65	93	0.00	145,000.00	9,606.35
4009 MISCELLANEOUS REVENUES	21,728.65	109,724.74	122	25.00	0	170,346.19	115	0.00	147,507.84	-22,838.35
TOTAL REVENUES	237,745.97	1,486,471.88	99	97,560.97	6	1,099,389.02	73	0.00	1,515,638.84	416,249.82
EXPENDITURES										
5001 SALARIES AND WAGES	39,409.92	292,024.87	100	36,079.51	12	310,673.30	100	0.00	310,951.00	277.70
5002 LAW ENFORCEMENT SALARIES	636,784.99	4,620,389.33	100	576,065.70	12	4,947,228.83	100	0.00	4,946,598.00	-630.83
5003 FRINGE BENEFITS	0.00	537.78	93	36,926.29	0	464,391.52	0	0.00	0.00	-464,391.52
5010 COMMODITIES	20,616.96	332,540.24	100	35,506.10	9	382,461.62	98	0.00	391,831.00	9,369.38
5020 SERVICES	17,453.40	1,034,153.98	100	15,014.71	1	1,109,138.98	99	0.00	1,119,959.00	10,820.02
8000 CAPITAL OUTLAY	0.00	317,135.52	100	0.00	0	240,810.00	81	0.00	296,408.84	55,598.84
TOTAL EXPENDITURES	714,265.27	6,596,781.72	100	699,592.31	10	7,454,704.25	106	0.00	7,065,747.84	-388,956.41
OTHER FINANCING SOURCES (USES)										
6001 OTHER FINANCING SOURCES	0.00	665.75	0	0.00	0	0.00	0	0.00	0.00	0.00
TOTAL OTHER FINANCING SOURCES (USES)	0.00	665.75		0.00		0.00		0.00	0.00	0.00
NET CHANGE IN FUND BALANCE	-476,519.30	-5,109,644.09		-602,031.34		-6,355,315.23		0.00	-5,550,109.00	805,206.23




FUND DEPT 1080-041 : GENERAL CORPORATE - STATES ATTORNEY

1/10/2024 1:29:53 PM

PERIOD ENDING 12/31/2023

	ACTUAL LAST YEAR			ACTUAL THIS YEAR				ENCUMBRANCE	BUDGET	UNENCUMBERED BALANCE
	CURRENT MONTH	YEAR TO DATE	%	CURRENT MONTH	%	YEAR TO DATE	%			
REVENUES										
4004 INTERGOVERNMENTAL REVENUE	32,230.68	241,816.75	105	16,967.12	8	220,716.75	100	0.00	219,754.00	-962.75
4005 FINES AND FORFEITURES	67,012.84	545,990.37	90	29,856.23	5	394,813.67	65	0.00	610,000.00	215,186.33
4007 CHARGES FOR SERVICES	11,571.04	67,751.66	80	7,931.25	9	77,089.21	91	0.00	85,000.00	7,910.79
4009 MISCELLANEOUS REVENUES	16.00	41.00	0	0.00	0	1,070.50	0	0.00	0.00	-1,070.50
TOTAL REVENUES	110,830.56	855,599.78	93	54,754.60	6	693,690.13	76	0.00	914,754.00	221,063.87
EXPENDITURES										
5001 SALARIES AND WAGES	322,985.34	2,447,382.55	100	295,873.17	12	2,493,326.78	98	0.00	2,553,942.00	60,615.22
5003 FRINGE BENEFITS	0.00	0.00	0	27,091.24	0	336,235.36	0	0.00	0.00	-336,235.36
5010 COMMODITIES	8,996.87	50,219.56	98	2,599.96	5	47,341.85	90	0.00	52,679.33	5,337.48
5020 SERVICES	7,072.01	122,876.18	97	5,359.97	4	130,859.48	95	0.00	138,020.67	7,161.19
TOTAL EXPENDITURES	339,054.22	2,620,478.29	99	330,924.34	12	3,007,763.47	110	0.00	2,744,642.00	-263,121.47
OTHER FINANCING SOURCES (USES)										
TOTAL OTHER FINANCING SOURCES (USES)	0.00	0.00		0.00		0.00		0.00	0.00	0.00
NET CHANGE IN FUND BALANCE	-228,223.66	-1,764,878.51		-276,169.74		-2,314,073.34		0.00	-1,829,888.00	484,185.34




FUND DEPT 1080-042 : GENERAL CORPORATE - CORONER

1/10/2024 1:29:53 PM

PERIOD ENDING 12/31/2023

	ACTUAL LAST YEAR			ACTUAL THIS YEAR				ENCUMBRANCE	BUDGET	UNENCUMBERED BALANCE
	CURRENT MONTH	YEAR TO DATE	%	CURRENT MONTH	%	YEAR TO DATE	%			
REVENUES										
4004 INTERGOVERNMENTAL REVENUE	-5,130.00	6,500.00	58	0.00	0	14,995.00	88	0.00	17,130.00	2,135.00
4007 CHARGES FOR SERVICES	14,670.00	90,776.87	94	9,910.00	15	102,966.83	158	0.00	65,000.00	-37,966.83
4009 MISCELLANEOUS REVENUES	0.00	5,598.53	0	0.00	0	10,372.74	225	0.00	4,600.00	-5,772.74
TOTAL REVENUES	9,540.00	102,875.40	95	9,910.00	11	128,334.57	148	0.00	86,730.00	-41,604.57
EXPENDITURES										
5001 SALARIES AND WAGES	66,071.82	497,729.16	96	53,515.51	10	494,776.28	93	0.00	533,489.00	38,712.72
5003 FRINGE BENEFITS	0.00	249.00	21	3,562.24	297	35,664.00	297 2	0.00	1,200.00	-34,464.00
5010 COMMODITIES	5,833.75	19,303.63	79	172.17	1	22,124.85	73	0.00	30,400.00	8,275.15
5020 SERVICES	50,649.47	224,817.19	95	29,455.19	14	205,494.90	97	0.00	212,188.00	6,693.10
TOTAL EXPENDITURES	122,555.04	742,098.98	95	86,705.11	11	758,060.03	98	0.00	777,277.00	19,216.97
NET CHANGE IN FUND BALANCE	-113,015.04	-639,223.58		-76,795.11		-629,725.46		0.00	-690,547.00	-60,821.54




FUND DEPT 1080-043 : GENERAL CORPORATE - EMERGENCY MGMT AGCY (EMA)

1/10/2024 1:29:53 PM

PERIOD ENDING 12/31/2023

	ACTUAL LAST YEAR			ACTUAL THIS YEAR				ENCUMBRANCE	BUDGET	UNENCUMBERED BALANCE
	CURRENT MONTH	YEAR TO DATE	%	CURRENT MONTH	%	YEAR TO DATE	%			
REVENUES										
4004 INTERGOVERNMENTAL REVENUE	25,560.92	73,307.10	121	3,050.42	5	63,183.46	97	0.00	65,000.00	1,816.54
4009 MISCELLANEOUS REVENUES	0.00	840.00	0	0.00	0	75.00	0	0.00	0.00	-75.00
TOTAL REVENUES	25,560.92	74,147.10	123	3,050.42	5	63,258.46	97	0.00	65,000.00	1,741.54
EXPENDITURES										
5001 SALARIES AND WAGES	16,992.68	133,601.17	99	16,326.00	11	130,125.02	92	0.00	142,188.00	12,062.98
5003 FRINGE BENEFITS	0.00	0.00	0	5.20	0	938.66	0	0.00	0.00	-938.66
5010 COMMODITIES	478.59	6,531.25	100	325.56	8	3,111.17	73	0.00	4,256.60	1,145.43
5020 SERVICES	1,581.49	19,391.29	100	378.50	1	19,823.08	66	0.00	29,980.40	10,157.32
TOTAL EXPENDITURES	19,052.76	159,523.71	99	17,035.26	10	153,997.93	87	0.00	176,425.00	22,427.07
NET CHANGE IN FUND BALANCE	6,508.16	-85,376.61		-13,984.84		-90,739.47		0.00	-111,425.00	-20,685.53




FUND DEPT 1080-051 : GENERAL CORPORATE - JUVENILE DETENTION CENTER

1/10/2024 1:29:53 PM

PERIOD ENDING 12/31/2023

	ACTUAL LAST YEAR			ACTUAL THIS YEAR				ENCUMBRANCE	BUDGET	UNENCUMBERED BALANCE
	CURRENT MONTH	YEAR TO DATE	%	CURRENT MONTH	%	YEAR TO DATE	%			
REVENUES										
4004 INTERGOVERNMENTAL REVENUE	291,410.71	1,121,545.10	77	4,831.50	0	1,092,243.19	70	0.00	1,557,508.00	465,264.81
4007 CHARGES FOR SERVICES	0.00	0.00	0	3,200.00	0	4,480.00	0	0.00	0.00	-4,480.00
4009 MISCELLANEOUS REVENUES	0.00	2,860.61	0	0.00	0	30.12	0	0.00	0.00	-30.12
TOTAL REVENUES	291,410.71	1,124,405.71	77	8,031.50	1	1,096,753.31	70	0.00	1,557,508.00	460,754.69
EXPENDITURES										
5001 SALARIES AND WAGES	168,189.49	1,179,193.37	87	169,035.64	11	1,425,898.50	93	0.00	1,539,718.00	113,819.50
5003 FRINGE BENEFITS	0.00	0.00	0	11,918.18	0	167,961.58	0	0.00	0.00	-167,961.58
5010 COMMODITIES	2,936.22	28,142.07	74	9,737.14	11	81,557.13	94	0.00	87,200.91	5,643.78
5020 SERVICES	4,807.62	312,193.53	76	183.09	0	221,853.01	72	0.00	306,920.09	85,067.08
TOTAL EXPENDITURES	175,933.33	1,519,528.97	84	190,874.05	10	1,897,270.22	98	0.00	1,933,839.00	36,568.78
OTHER FINANCING SOURCES (USES)										
TOTAL OTHER FINANCING SOURCES (USES)	0.00	0.00		0.00		0.00		0.00	0.00	0.00
NET CHANGE IN FUND BALANCE	115,477.38	-395,123.26		-182,842.55		-800,516.91		0.00	-376,331.00	424,185.91




FUND DEPT 1080-052 : GENERAL CORPORATE - COURT SERVICES - PROBATION

1/10/2024 1:29:53 PM

PERIOD ENDING 12/31/2023

	ACTUAL LAST YEAR			ACTUAL THIS YEAR				ENCUMBRANCE	BUDGET	UNENCUMBERED BALANCE
	CURRENT MONTH	YEAR TO DATE	%	CURRENT MONTH	%	YEAR TO DATE	%			
REVENUES										
4004 INTERGOVERNMENTAL REVENUE	224,543.98	891,225.45	95	0.00	0	849,831.85	86	0.00	988,271.00	138,439.15
TOTAL REVENUES	224,543.98	891,225.45	95	0.00	0	849,831.85	86	0.00	988,271.00	138,439.15
EXPENDITURES										
5001 SALARIES AND WAGES	232,434.08	1,659,978.78	96	208,856.67	11	1,828,010.43	98	0.00	1,863,289.00	35,278.57
5003 FRINGE BENEFITS	0.00	0.00	0	21,235.98	0	255,848.02	0	0.00	0.00	-255,848.02
5010 COMMODITIES	1,572.38	13,089.54	76	832.82	5	10,815.02	59	0.00	18,245.00	7,429.98
5020 SERVICES	224.90	5,708.91	57	888.41	9	5,114.62	52	0.00	9,810.00	4,695.38
TOTAL EXPENDITURES	234,231.36	1,678,777.23	95	231,813.88	12	2,099,788.09	111	0.00	1,891,344.00	-208,444.09
OTHER FINANCING SOURCES (USES)										
TOTAL OTHER FINANCING SOURCES (USES)	0.00	0.00		0.00		0.00		0.00	0.00	0.00
NET CHANGE IN FUND BALANCE	-9,687.38	-787,551.78		-231,813.88		-1,249,956.24		0.00	-903,073.00	346,883.24




FUND DEPT 1080-057 : GENERAL CORPORATE - DEPUTY SHERIFF MERIT COMM

1/10/2024 1:29:53 PM

PERIOD ENDING 12/31/2023

	ACTUAL LAST YEAR			ACTUAL THIS YEAR				ENCUMBRANCE	BUDGET	UNENCUMBERED BALANCE
	CURRENT MONTH	YEAR TO DATE	%	CURRENT MONTH	%	YEAR TO DATE	%			
REVENUES										
4009 MISCELLANEOUS REVENUES	0.00	2,880.00	0	0.00	0	0.00	0	0.00	0.00	0.00
TOTAL REVENUES	0.00	2,880.00	0	0.00	0	0.00	0	0.00	0.00	0.00
EXPENDITURES										
5001 SALARIES AND WAGES	135.00	360.00	38	0.00	0	135.00	14	0.00	950.00	815.00
5020 SERVICES	7,975.57	39,789.63	100	4,964.74	12	41,820.85	97	0.00	42,950.68	1,129.83
TOTAL EXPENDITURES	8,110.57	40,149.63	99	4,964.74	11	41,955.85	96	0.00	43,900.68	1,944.83
NET CHANGE IN FUND BALANCE	-8,110.57	-37,269.63		-4,964.74		-41,955.85		0.00	-43,900.68	-1,944.83




FUND DEPT 1080-059 : GENERAL CORPORATE - FACILITIES PLANNING

1/10/2024 1:29:53 PM

PERIOD ENDING 12/31/2023

	ACTUAL LAST YEAR			ACTUAL THIS YEAR				ENCUMBRANCE	BUDGET	UNENCUMBERED BALANCE
	CURRENT MONTH	YEAR TO DATE	%	CURRENT MONTH	%	YEAR TO DATE	%			
EXPENDITURES										
TOTAL EXPENDITURES	0.00	0.00	0	0.00	0	0.00	0	0.00	0.00	0.00
NET CHANGE IN FUND BALANCE	0.00	0.00		0.00		0.00		0.00	0.00	0.00




FUND DEPT 1080-060 : GENERAL CORPORATE - HIGHWAY

1/10/2024 1:29:53 PM

PERIOD ENDING 12/31/2023

	ACTUAL LAST YEAR			ACTUAL THIS YEAR				ENCUMBRANCE	BUDGET	UNENCUMBERED BALANCE
	CURRENT MONTH	YEAR TO DATE	%	CURRENT MONTH	%	YEAR TO DATE	%			
EXPENDITURES										
TOTAL EXPENDITURES	0.00	0.00	0	0.00	0	0.00	0	0.00	0.00	0.00
NET CHANGE IN FUND BALANCE	0.00	0.00		0.00		0.00		0.00	0.00	0.00




FUND DEPT 1080-071 : GENERAL CORPORATE - PUBLIC PROP (PHYS, PLNT, FAC)

1/10/2024 1:29:53 PM

PERIOD ENDING 12/31/2023

	ACTUAL LAST YEAR			ACTUAL THIS YEAR				ENCUMBRANCE	BUDGET	UNENCUMBERED BALANCE
	CURRENT MONTH	YEAR TO DATE	%	CURRENT MONTH	%	YEAR TO DATE	%			
REVENUES										
4007 CHARGES FOR SERVICES	13,527.58	39,864.22	68	266.16	0	25,251.79	43	0.00	59,000.00	33,748.21
4009 MISCELLANEOUS REVENUES	3,423.18	17,935.72	53	0.00	0	6,428.41	0	0.00	0.00	-6,428.41
4010 RENTS AND ROYALTIES	249,549.80	1,018,094.11	114	22,340.68	3	838,455.89	102	0.00	824,084.00	-14,371.89
TOTAL REVENUES	266,500.56	1,075,894.05	109	22,606.84	3	870,136.09	99	0.00	883,084.00	12,947.91
EXPENDITURES										
5001 SALARIES AND WAGES	142,365.62	1,046,532.89	99	129,137.81	12	1,063,045.14	95	0.00	1,114,032.00	50,986.86
5003 FRINGE BENEFITS	0.00	0.00	0	14,403.89	0	165,653.20	0	0.00	0.00	-165,653.20
5010 COMMODITIES	7,783.66	133,095.75	91	9,622.40	6	132,895.91	85	0.00	156,725.79	23,829.88
5020 SERVICES	103,427.44	862,949.21	51	44,560.49	4	779,025.22	75	0.00	1,035,734.21	256,708.99
5050 INTEREST AND FISCAL CHARGES	179,637.50	184,275.00	100	178,106.25	98	181,212.50	100	0.00	181,263.00	50.50
8000 CAPITAL OUTLAY	12,617.92	12,617.92	100	0.00	0	450,010.00	100	0.00	450,010.00	0.00
TOTAL EXPENDITURES	445,832.14	2,239,470.77	72	375,830.84	13	2,771,841.97	94	0.00	2,937,765.00	165,923.03
OTHER FINANCING SOURCES (USES)										
7001 OTHER FINANCING USES	-2,150,000.00	-2,150,000.00	100	0.00	0	0.00	0	0.00	-1,559,990.00	-1,559,990.00
TOTAL OTHER FINANCING SOURCES (USES)	-2,150,000.00	-2,150,000.00		0.00		0.00		0.00	-1,559,990.00	-1,559,990.00
NET CHANGE IN FUND BALANCE	-2,329,331.58	-3,313,576.72		-353,224.00		-1,901,705.88		0.00	-3,614,671.00	-1,712,965.12




FUND DEPT 1080-072 : GENERAL CORPORATE - ADA COMPLIANCE

1/10/2024 1:29:53 PM

PERIOD ENDING 12/31/2023

	ACTUAL LAST YEAR			ACTUAL THIS YEAR				ENCUMBRANCE	BUDGET	UNENCUMBERED BALANCE
	CURRENT MONTH	YEAR TO DATE	%	CURRENT MONTH	%	YEAR TO DATE	%			
EXPENDITURES										
TOTAL EXPENDITURES	0.00	0.00	0	0.00	0	0.00	0	0.00	0.00	0.00
NET CHANGE IN FUND BALANCE	0.00	0.00		0.00		0.00		0.00	0.00	0.00




FUND DEPT 1080-075 : GENERAL CORPORATE - GENERAL COUNTY

1/10/2024 1:29:53 PM

PERIOD ENDING 12/31/2023

	ACTUAL LAST YEAR			ACTUAL THIS YEAR				ENCUMBRANCE	BUDGET	UNENCUMBERED BALANCE
	CURRENT MONTH	YEAR TO DATE	%	CURRENT MONTH	%	YEAR TO DATE	%			
REVENUES										
4001 PROPERTY TAX	704,582.19	13,341,633.98	100	383,222.06	2	16,713,479.93	101	0.00	16,618,524.00	-94,955.93
4002 LOCAL SALES TAX	7,230.44	26,523.21	47	2,518.60	7	23,811.58	70	0.00	34,000.00	10,188.42
4003 OTHER TAXES	6,188.20	40,579.20	406	3,961.08	11	45,148.01	129	0.00	35,000.00	-10,148.01
4004 INTERGOVERNMENTAL REVENUE	4,376,431.28	19,682,755.23	128	1,303,369.16	8	15,291,391.86	88	0.00	17,352,201.00	2,060,809.14
4007 CHARGES FOR SERVICES	1,320.00	21,480.00	72	0.00	0	-21,480.00	-72	0.00	30,000.00	51,480.00
4008 INVESTMENT EARNINGS	33,121.63	278,171.79	278 2	18,146.77	45	149,665.40	374	0.00	40,000.00	-109,665.40
4009 MISCELLANEOUS REVENUES	0.00	1,255.38	0	565,933.92	0	1,916,087.19	0	0.00	0.00	-1,916,087.19
TOTAL REVENUES	5,128,873.74	33,392,398.79	116	2,277,151.59	7	34,118,103.97	100	0.00	34,109,725.00	-8,378.97
EXPENDITURES										
5003 FRINGE BENEFITS	472,546.02	2,935,424.46	89	8,964.76	0	13,094.11	0	0.00	3,702,654.00	3,689,559.89
5009 GEN GOV - FINANCIAL ADMIN	0.00	0.00	0	0.00	0	0.00	0	0.00	-487,000.00	-487,000.00
5020 SERVICES	11,271.55	314,648.80	75	8,353.60	3	190,178.54	75	27,146.40	254,920.00	37,595.06
5050 INTEREST AND FISCAL CHARGES	-750.00	0.00	0	0.00	0	0.00	0	0.00	1,250.00	1,250.00
TOTAL EXPENDITURES	483,067.57	3,250,073.26	87	17,318.36	0	203,272.65	6	27,146.40	3,471,824.00	3,241,404.95
OTHER FINANCING SOURCES (USES)										
6001 OTHER FINANCING SOURCES	81,937.91	86,466.54	79	0.00	0	0.00	0	0.00	109,702.00	109,702.00
7001 OTHER FINANCING USES	-5,610,454.00	-5,610,454.00	100	-47,655.72	2	-47,655.72	2	0.00	-2,091,363.00	-2,043,707.28
TOTAL OTHER FINANCING SOURCES (USES)	-5,528,516.09	-5,523,987.46		-47,655.72		-47,655.72		0.00	-1,981,661.00	-1,934,005.28
NET CHANGE IN FUND BALANCE	-882,709.92	24,618,338.07		2,212,177.51		33,867,175.60		-27,146.40	28,656,240.00	-5,183,789.20




FUND DEPT 1080-077 : GENERAL CORPORATE - ZONING AND ENFORCE (P&Z)

1/10/2024 1:29:53 PM

PERIOD ENDING 12/31/2023

	ACTUAL LAST YEAR			ACTUAL THIS YEAR				ENCUMBRANCE	BUDGET	UNENCUMBERED BALANCE
	CURRENT MONTH	YEAR TO DATE	%	CURRENT MONTH	%	YEAR TO DATE	%			
REVENUES										
4006 LICENSES AND PERMITS	0.00	44,305.00	20	11,957.00	6	85,440.50	39	0.00	217,006.00	131,565.50
4007 CHARGES FOR SERVICES	0.00	14,562.00	114	10,167.81	120	53,092.81	628	0.00	8,461.00	-44,631.81
TOTAL REVENUES	0.00	58,867.00	25	22,124.81	10	138,533.31	61	0.00	225,467.00	86,933.69
EXPENDITURES										
5001 SALARIES AND WAGES	47,745.34	393,285.79	77	39,913.84	8	353,306.23	70	0.00	505,745.00	152,438.77
5003 FRINGE BENEFITS	0.00	0.00	0	3,628.73	0	48,052.24	0	0.00	0.00	-48,052.24
5010 COMMODITIES	214.49	3,991.25	78	299.26	6	3,882.23	84	0.00	4,606.00	723.77
5020 SERVICES	1,244.98	15,424.00	75	1,348.83	6	12,730.11	60	0.00	21,246.00	8,515.89
TOTAL EXPENDITURES	49,204.81	412,701.04	77	45,190.66	9	417,970.81	79	0.00	531,597.00	113,626.19
NET CHANGE IN FUND BALANCE	-49,204.81	-353,834.04		-23,065.85		-279,437.50		0.00	-306,130.00	-26,692.50




FUND DEPT 1080-124 : GENERAL CORPORATE - REGIONAL OFFICE EDUCATION

1/10/2024 1:29:53 PM

PERIOD ENDING 12/31/2023

	ACTUAL LAST YEAR			ACTUAL THIS YEAR				ENCUMBRANCE	BUDGET	UNENCUMBERED BALANCE
	CURRENT MONTH	YEAR TO DATE	%	CURRENT MONTH	%	YEAR TO DATE	%			
EXPENDITURES										
5020 SERVICES	0.00	234,222.00	100	0.00	0	240,820.31	100	0.00	240,821.00	0.69
TOTAL EXPENDITURES	0.00	234,222.00	100	0.00	0	240,820.31	100	0.00	240,821.00	0.69
NET CHANGE IN FUND BALANCE	0.00	-234,222.00		0.00		-240,820.31		0.00	-240,821.00	-0.69




FUND DEPT 1080-127 : GENERAL CORPORATE - VETERANS ASSISTNC COMMSN

1/10/2024 1:29:53 PM

PERIOD ENDING 12/31/2023

	ACTUAL LAST YEAR			ACTUAL THIS YEAR				ENCUMBRANCE	BUDGET	UNENCUMBERED BALANCE
	CURRENT MONTH	YEAR TO DATE	%	CURRENT MONTH	%	YEAR TO DATE	%			
REVENUES										
4009 MISCELLANEOUS REVENUES	0.00	0.00	0	0.00	0	5,500.00	100	0.00	5,500.00	0.00
TOTAL REVENUES	0.00	0.00	0	0.00	0	5,500.00	100	0.00	5,500.00	0.00
EXPENDITURES										
5001 SALARIES AND WAGES	6,441.12	47,618.28	99	4,611.84	8	54,319.90	95	0.00	56,959.00	2,639.10
5003 FRINGE BENEFITS	0.00	0.00	0	390.50	0	1,965.50	0	0.00	0.00	-1,965.50
5010 COMMODITIES	0.00	0.00	0	1,857.08	97	1,917.35	100	0.00	1,918.27	0.92
5020 SERVICES	16,997.88	86,818.65	98	12,929.15	15	84,927.87	100	0.00	85,280.73	352.86
TOTAL EXPENDITURES	23,439.00	134,436.93	98	19,788.57	14	143,130.62	99	0.00	144,158.00	1,027.38
NET CHANGE IN FUND BALANCE	-23,439.00	-134,436.93		-19,788.57		-137,630.62		0.00	-138,658.00	-1,027.38




FUND DEPT 1080-130 : GENERAL CORPORATE - CIRC CLK SUPPORT ENFORCE

1/10/2024 1:29:53 PM

PERIOD ENDING 12/31/2023

	ACTUAL LAST YEAR			ACTUAL THIS YEAR				ENCUMBRANCE	BUDGET	UNENCUMBERED BALANCE
	CURRENT MONTH	YEAR TO DATE	%	CURRENT MONTH	%	YEAR TO DATE	%			
REVENUES										
4004 INTERGOVERNMENTAL REVENUE	4,305.00	13,902.00	108	0.00	0	14,763.00	-534	0.00	-2,763.00	-17,526.00
TOTAL REVENUES	4,305.00	13,902.00	108	0.00	0	14,763.00	-534	0.00	-2,763.00	-17,526.00
EXPENDITURES										
5001 SALARIES AND WAGES	0.00	0.00	0	0.00	0	0.00	0	0.00	12,000.00	12,000.00
TOTAL EXPENDITURES	0.00	0.00	0	0.00	0	0.00	0	0.00	12,000.00	12,000.00
OTHER FINANCING SOURCES (USES)										
TOTAL OTHER FINANCING SOURCES (USES)	0.00	0.00		0.00		0.00		0.00	0.00	0.00
NET CHANGE IN FUND BALANCE	4,305.00	13,902.00		0.00		14,763.00		0.00	-14,763.00	-29,526.00




FUND DEPT 1080-140 : GENERAL CORPORATE - CORRECTIONAL CENTER

1/10/2024 1:29:53 PM

PERIOD ENDING 12/31/2023

	ACTUAL LAST YEAR			ACTUAL THIS YEAR				ENCUMBRANCE	BUDGET	UNENCUMBERED BALANCE
	CURRENT MONTH	YEAR TO DATE	%	CURRENT MONTH	%	YEAR TO DATE	%			
REVENUES										
4004 INTERGOVERNMENTAL REVENUE	1,653.40	363,996.45	84	1,382.15	1	56,573.70	59	0.00	96,340.00	39,766.30
4007 CHARGES FOR SERVICES	58,029.87	373,457.03	88	28,125.20	8	333,277.58	95	0.00	350,000.00	16,722.42
4009 MISCELLANEOUS REVENUES	12,655.74	73,623.87	327	5,479.26	10	60,565.57	114	0.00	53,000.00	-7,565.57
TOTAL REVENUES	72,339.01	811,077.35	92	34,986.61	7	450,416.85	90	0.00	499,340.00	48,923.15
EXPENDITURES										
5001 SALARIES AND WAGES	418,500.54	3,124,442.35	98	462,068.49	12	3,561,255.88	89	0.00	3,991,057.00	429,801.12
5002 LAW ENFORCEMENT SALARIES	183,161.44	1,705,964.18	96	161,001.91	11	1,351,188.90	88	0.00	1,532,441.00	181,252.10
5003 FRINGE BENEFITS	0.00	572.20	89	45,606.48	0	543,670.26	0	0.00	0.00	-543,670.26
5010 COMMODITIES	41,462.19	291,202.25	100	53,048.58	7	719,044.34	95	0.00	756,961.49	37,917.15
5020 SERVICES	639,680.23	4,142,749.22	100	56,736.98	1	4,124,072.52	90	0.00	4,586,467.84	462,395.32
8000 CAPITAL OUTLAY	20,568.95	20,568.95	100	0.00	0	5,148.99	100	0.00	5,148.99	0.00
TOTAL EXPENDITURES	1,303,373.35	9,285,499.15	99	778,462.44	7	10,304,380.89	95	0.00	10,872,076.32	567,695.43
OTHER FINANCING SOURCES (USES)										
6001 OTHER FINANCING SOURCES	101,661.58	101,671.58	9	0.00	0	0.00	0	0.00	1,419,251.00	1,419,251.00
TOTAL OTHER FINANCING SOURCES (USES)	101,661.58	101,671.58		0.00		0.00		0.00	1,419,251.00	1,419,251.00
NET CHANGE IN FUND BALANCE	-1,129,372.76	-8,372,750.22		-743,475.83		-9,853,964.04		0.00	-8,953,485.32	900,478.72




FUND DEPT 1080-141 : GENERAL CORPORATE - STS ATTY SUPPORT ENFORCE

1/10/2024 1:29:53 PM

PERIOD ENDING 12/31/2023

	ACTUAL LAST YEAR			ACTUAL THIS YEAR				ENCUMBRANCE	BUDGET	UNENCUMBERED BALANCE
	CURRENT MONTH	YEAR TO DATE	%	CURRENT MONTH	%	YEAR TO DATE	%			
REVENUES										
4004 INTERGOVERNMENTAL REVENUE	23,903.78	212,504.30	65	0.00	0	325,866.93	98	0.00	331,315.00	5,448.07
TOTAL REVENUES	23,903.78	212,504.30	65	0.00	0	325,866.93	98	0.00	331,315.00	5,448.07
EXPENDITURES										
5001 SALARIES AND WAGES	34,214.15	241,481.91	100	33,202.60	12	231,633.89	87	0.00	265,812.00	34,178.11
5003 FRINGE BENEFITS	9,829.88	76,684.20	95	7,901.43	9	70,125.09	78	0.00	90,244.00	20,118.91
5010 COMMODITIES	850.54	3,510.56	76	0.00	0	1,317.34	22	0.00	6,043.30	4,725.96
5020 SERVICES	89.88	6,034.03	18	0.00	0	5,837.04	18	0.00	32,956.70	27,119.66
TOTAL EXPENDITURES	44,984.45	327,710.70	91	41,104.03	10	308,913.36	78	0.00	395,056.00	86,142.64
NET CHANGE IN FUND BALANCE	-21,080.67	-115,206.40		-41,104.03		16,953.57		0.00	-63,741.00	-80,694.57




FUND DEPT 2060-100 : RPC - POLICE TRAINING - REGIONAL PLANNING COMMISSION

1/10/2024 1:29:53 PM


PERIOD ENDING 12/31/2023

	ACTUAL LAST YEAR			ACTUAL THIS YEAR				ENCUMBRANCE	BUDGET	UNENCUMBERED BALANCE
	CURRENT MONTH	YEAR TO DATE	%	CURRENT MONTH	%	YEAR TO DATE	%			
REVENUES										
4004 INTERGOVERNMENTAL REVENUE	0.00	0.00	0	50,759.83	24	165,449.00	77	0.00	213,666.00	48,217.00
4007 CHARGES FOR SERVICES	0.00	0.00	0	0.00	0	0.00	0	0.00	5,000.00	5,000.00
TOTAL REVENUES	0.00	0.00	0	50,759.83	23	165,449.00	76	0.00	218,666.00	53,217.00
EXPENDITURES										
5001 SALARIES AND WAGES	0.00	0.00	0	16,089.90	25	63,694.66	98	0.00	65,186.00	1,491.34
5003 FRINGE BENEFITS	0.00	0.00	0	2,734.81	18	13,017.45	87	0.00	14,982.00	1,964.55
5010 COMMODITIES	0.00	0.00	0	359.35	6	975.22	16	0.00	6,201.00	5,225.78
5020 SERVICES	0.00	0.00	0	29,057.08	22	118,526.40	88	0.00	134,474.00	15,947.60
TOTAL EXPENDITURES	0.00	0.00	0	48,241.14	22	196,213.73	89	0.00	220,843.00	24,629.27
OTHER FINANCING SOURCES (USES)										
6001 OTHER FINANCING SOURCES	0.00	0.00	0	626,928.45	179	649,866.28	185	0.00	35,000.00	-614,866.28
7001 OTHER FINANCING USES	0.00	0.00	0	0.00	0	0.00	0	0.00	-32,823.00	-32,823.00
TOTAL OTHER FINANCING SOURCES (USES)	0.00	0.00		626,928.45		649,866.28		0.00	2,177.00	-647,689.28
NET CHANGE IN FUND BALANCE	0.00	0.00		629,447.14		619,101.55		0.00	0.00	-619,101.55



PERIOD ENDING 12/31/2023

	ACTUAL LAST YEAR			ACTUAL THIS YEAR				ENCUMBRANCE	BUDGET	UNENCUMBERED BALANCE
	CURRENT MONTH	YEAR TO DATE	%	CURRENT MONTH	%	YEAR TO DATE	%			
REVENUES										
4004 INTERGOVERNMENTAL REVENUE	2,635,662.00	22,876,661.53	80	1,943,534.83	6	19,089,154.40	62	0.00	30,876,404.00	11,787,249.60
4007 CHARGES FOR SERVICES	342,497.22	1,465,547.27	75	116,247.24	6	1,725,461.98	90	0.00	1,921,700.00	196,238.02
4008 INVESTMENT EARNINGS	10,299.51	40,047.02	0	27.18	1	88,212.63	1730	0.00	5,100.00	-83,112.63
4009 MISCELLANEOUS REVENUES	5.00	64,503.00	70	0.00	0	43,230.26	50	0.00	86,500.00	43,269.74
TOTAL REVENUES	2,988,463.73	24,446,758.82	80	2,059,809.25	6	20,946,059.27	64	0.00	32,889,704.00	11,943,644.73
EXPENDITURES										
5001 SALARIES AND WAGES	933,145.07	6,131,112.11	86	689,766.16	9	5,460,005.27	69	0.00	7,874,580.62	2,414,575.35
5003 FRINGE BENEFITS	269,641.63	1,647,510.26	90	129,154.32	7	1,369,017.24	76	0.00	1,809,445.00	440,427.76
5010 COMMODITIES	54,143.40	377,076.20	56	11,767.60	2	180,516.10	29	0.00	617,175.10	436,659.00
5020 SERVICES	1,245,884.09	16,335,454.70	80	1,438,636.58	7	14,818,855.61	69	0.00	21,385,630.07	6,566,774.46
8000 CAPITAL OUTLAY	0.00	236,639.44	68	49,640.46	19	76,703.72	29	0.00	267,000.00	190,296.28
TOTAL EXPENDITURES	2,502,814.19	24,727,792.71	81	2,318,965.12	7	21,905,097.94	69	0.00	31,953,830.79	10,048,732.85
OTHER FINANCING SOURCES (USES)										
6001 OTHER FINANCING SOURCES	60,225.93	271,026.97	68	9,600.65	3	395,329.78	104	0.00	378,693.00	-16,636.78
7001 OTHER FINANCING USES	-44,131.49	-227,348.93	66	-635,237.88	57	-1,013,927.11	91	0.00	-1,109,910.21	-95,983.10
TOTAL OTHER FINANCING SOURCES (USES)	16,094.44	43,678.04		-625,637.23		-618,597.33		0.00	-731,217.21	-112,619.88
NET CHANGE IN FUND BALANCE	501,743.98	-237,355.85		-884,793.10		-1,577,636.00		0.00	204,656.00	1,782,292.00




FUND DEPT 2076-010 : TORT IMMUNITY TAX FUND - COUNTY BOARD

1/10/2024 1:29:53 PM

PERIOD ENDING 12/31/2023

	ACTUAL LAST YEAR			ACTUAL THIS YEAR				ENCUMBRANCE	BUDGET	UNENCUMBERED BALANCE
	CURRENT MONTH	YEAR TO DATE	%	CURRENT MONTH	%	YEAR TO DATE	%			
EXPENDITURES										
5003 FRINGE BENEFITS	0.00	0.00	0	27.99	0	239.06	0	0.00	0.00	-239.06
TOTAL EXPENDITURES	0.00	0.00	0	27.99	0	239.06	0	0.00	0.00	-239.06
NET CHANGE IN FUND BALANCE	0.00	0.00		-27.99		-239.06		0.00	0.00	239.06




FUND DEPT 2076-011 : TORT IMMUNITY TAX FUND - SOLID WASTE MGMT

1/10/2024 1:29:53 PM


PERIOD ENDING 12/31/2023

	ACTUAL LAST YEAR			ACTUAL THIS YEAR				ENCUMBRANCE	BUDGET	UNENCUMBERED BALANCE
	CURRENT MONTH	YEAR TO DATE	%	CURRENT MONTH	%	YEAR TO DATE	%			
EXPENDITURES										
TOTAL EXPENDITURES	0.00	0.00	0	0.00	0	0.00	0	0.00	0.00	0.00
NET CHANGE IN FUND BALANCE	0.00	0.00		0.00		0.00		0.00	0.00	0.00



PERIOD ENDING 12/31/2023

	ACTUAL LAST YEAR			ACTUAL THIS YEAR				ENCUMBRANCE	BUDGET	UNENCUMBERED BALANCE
	CURRENT MONTH	YEAR TO DATE	%	CURRENT MONTH	%	YEAR TO DATE	%			
EXPENDITURES										
5003 FRINGE BENEFITS	0.00	0.00	0	309.78	0	5,785.12	0	0.00	0.00	-5,785.12
TOTAL EXPENDITURES	0.00	0.00	0	309.78	0	5,785.12	0	0.00	0.00	-5,785.12
NET CHANGE IN FUND BALANCE	0.00	0.00		-309.78		-5,785.12		0.00	0.00	5,785.12




FUND DEPT 2076-020 : TORT IMMUNITY TAX FUND - AUDITOR

1/10/2024 1:29:53 PM

PERIOD ENDING 12/31/2023

	ACTUAL LAST YEAR			ACTUAL THIS YEAR				ENCUMBRANCE	BUDGET	UNENCUMBERED BALANCE
	CURRENT MONTH	YEAR TO DATE	%	CURRENT MONTH	%	YEAR TO DATE	%			
EXPENDITURES										
5003 FRINGE BENEFITS	0.00	0.00	0	263.24	0	3,312.40	0	0.00	0.00	-3,312.40
TOTAL EXPENDITURES	0.00	0.00	0	263.24	0	3,312.40	0	0.00	0.00	-3,312.40
NET CHANGE IN FUND BALANCE	0.00	0.00		-263.24		-3,312.40		0.00	0.00	3,312.40




FUND DEPT 2076-021 : TORT IMMUNITY TAX FUND - BOARD OF REVIEW

1/10/2024 1:29:53 PM

PERIOD ENDING 12/31/2023

	ACTUAL LAST YEAR			ACTUAL THIS YEAR				ENCUMBRANCE	BUDGET	UNENCUMBERED BALANCE
	CURRENT MONTH	YEAR TO DATE	%	CURRENT MONTH	%	YEAR TO DATE	%			
EXPENDITURES										
5003 FRINGE BENEFITS	0.00	0.00	0	72.32	0	1,395.91	0	0.00	0.00	-1,395.91
TOTAL EXPENDITURES	0.00	0.00	0	72.32	0	1,395.91	0	0.00	0.00	-1,395.91
NET CHANGE IN FUND BALANCE	0.00	0.00		-72.32		-1,395.91		0.00	0.00	1,395.91




FUND DEPT 2076-022 : TORT IMMUNITY TAX FUND - COUNTY CLERK

1/10/2024 1:29:53 PM

PERIOD ENDING 12/31/2023

	ACTUAL LAST YEAR			ACTUAL THIS YEAR				ENCUMBRANCE	BUDGET	UNENCUMBERED BALANCE
	CURRENT MONTH	YEAR TO DATE	%	CURRENT MONTH	%	YEAR TO DATE	%			
EXPENDITURES										
5003 FRINGE BENEFITS	0.00	0.00	0	407.54	0	9,039.19	0	0.00	0.00	-9,039.19
TOTAL EXPENDITURES	0.00	0.00	0	407.54	0	9,039.19	0	0.00	0.00	-9,039.19
NET CHANGE IN FUND BALANCE	0.00	0.00		-407.54		-9,039.19		0.00	0.00	9,039.19




FUND DEPT 2076-023 : TORT IMMUNITY TAX FUND - RECORDER

1/10/2024 1:29:53 PM

PERIOD ENDING 12/31/2023

	ACTUAL LAST YEAR			ACTUAL THIS YEAR				ENCUMBRANCE	BUDGET	UNENCUMBERED BALANCE
	CURRENT MONTH	YEAR TO DATE	%	CURRENT MONTH	%	YEAR TO DATE	%			
EXPENDITURES										
5003 FRINGE BENEFITS	0.00	0.00	0	77.71	0	1,891.30	0	0.00	0.00	-1,891.30
TOTAL EXPENDITURES	0.00	0.00	0	77.71	0	1,891.30	0	0.00	0.00	-1,891.30
NET CHANGE IN FUND BALANCE	0.00	0.00		-77.71		-1,891.30		0.00	0.00	1,891.30




FUND DEPT 2076-025 : TORT IMMUNITY TAX FUND - SUPERVISOR OF ASSESSMENT

1/10/2024 1:29:53 PM

PERIOD ENDING 12/31/2023

	ACTUAL LAST YEAR			ACTUAL THIS YEAR				ENCUMBRANCE	BUDGET	UNENCUMBERED BALANCE
	CURRENT MONTH	YEAR TO DATE	%	CURRENT MONTH	%	YEAR TO DATE	%			
EXPENDITURES										
5003 FRINGE BENEFITS	0.00	0.00	0	181.01	0	3,253.22	0	0.00	0.00	-3,253.22
TOTAL EXPENDITURES	0.00	0.00	0	181.01	0	3,253.22	0	0.00	0.00	-3,253.22
NET CHANGE IN FUND BALANCE	0.00	0.00		-181.01		-3,253.22		0.00	0.00	3,253.22




FUND DEPT 2076-026 : TORT IMMUNITY TAX FUND - COUNTY TREASURER

1/10/2024 1:29:53 PM

PERIOD ENDING 12/31/2023

	ACTUAL LAST YEAR			ACTUAL THIS YEAR				ENCUMBRANCE	BUDGET	UNENCUMBERED BALANCE
	CURRENT MONTH	YEAR TO DATE	%	CURRENT MONTH	%	YEAR TO DATE	%			
EXPENDITURES										
5003 FRINGE BENEFITS	0.00	0.00	0	157.31	0	2,339.08	0	0.00	0.00	-2,339.08
TOTAL EXPENDITURES	0.00	0.00	0	157.31	0	2,339.08	0	0.00	0.00	-2,339.08
NET CHANGE IN FUND BALANCE	0.00	0.00		-157.31		-2,339.08		0.00	0.00	2,339.08




FUND DEPT 2076-028 : TORT IMMUNITY TAX FUND - INFORMATION TECHNOLOGY (IT)

1/10/2024 1:29:53 PM

PERIOD ENDING 12/31/2023

	ACTUAL LAST YEAR			ACTUAL THIS YEAR				ENCUMBRANCE	BUDGET	UNENCUMBERED BALANCE
	CURRENT MONTH	YEAR TO DATE	%	CURRENT MONTH	%	YEAR TO DATE	%			
EXPENDITURES										
5003 FRINGE BENEFITS	0.00	0.00	0	380.41	0	6,431.42	0	0.00	0.00	-6,431.42
TOTAL EXPENDITURES	0.00	0.00	0	380.41	0	6,431.42	0	0.00	0.00	-6,431.42
NET CHANGE IN FUND BALANCE	0.00	0.00		-380.41		-6,431.42		0.00	0.00	6,431.42




FUND DEPT 2076-030 : TORT IMMUNITY TAX FUND - CIRCUIT CLERK

1/10/2024 1:29:53 PM

PERIOD ENDING 12/31/2023

	ACTUAL LAST YEAR			ACTUAL THIS YEAR				ENCUMBRANCE	BUDGET	UNENCUMBERED BALANCE
	CURRENT MONTH	YEAR TO DATE	%	CURRENT MONTH	%	YEAR TO DATE	%			
EXPENDITURES										
5003 FRINGE BENEFITS	0.00	0.00	0	607.00	0	12,756.73	0	0.00	0.00	-12,756.73
TOTAL EXPENDITURES	0.00	0.00	0	607.00	0	12,756.73	0	0.00	0.00	-12,756.73
NET CHANGE IN FUND BALANCE	0.00	0.00		-607.00		-12,756.73		0.00	0.00	12,756.73




FUND DEPT 2076-031 : TORT IMMUNITY TAX FUND - CIRCUIT COURT

1/10/2024 1:29:53 PM

PERIOD ENDING 12/31/2023

	ACTUAL LAST YEAR			ACTUAL THIS YEAR				ENCUMBRANCE	BUDGET	UNENCUMBERED BALANCE
	CURRENT MONTH	YEAR TO DATE	%	CURRENT MONTH	%	YEAR TO DATE	%			
EXPENDITURES										
5003 FRINGE BENEFITS	0.00	0.00	0	342.92	0	6,630.86	0	0.00	0.00	-6,630.86
TOTAL EXPENDITURES	0.00	0.00	0	342.92	0	6,630.86	0	0.00	0.00	-6,630.86
NET CHANGE IN FUND BALANCE	0.00	0.00		-342.92		-6,630.86		0.00	0.00	6,630.86




FUND DEPT 2076-032 : TORT IMMUNITY TAX FUND - JURY COMMISSION

1/10/2024 1:29:53 PM

PERIOD ENDING 12/31/2023

	ACTUAL LAST YEAR			ACTUAL THIS YEAR				ENCUMBRANCE	BUDGET	UNENCUMBERED BALANCE
	CURRENT MONTH	YEAR TO DATE	%	CURRENT MONTH	%	YEAR TO DATE	%			
EXPENDITURES										
5003 FRINGE BENEFITS	0.00	0.00	0	23.16	0	523.97	0	0.00	0.00	-523.97
TOTAL EXPENDITURES	0.00	0.00	0	23.16	0	523.97	0	0.00	0.00	-523.97
NET CHANGE IN FUND BALANCE	0.00	0.00		-23.16		-523.97		0.00	0.00	523.97




FUND DEPT 2076-036 : TORT IMMUNITY TAX FUND - PUBLIC DEFENDER

1/10/2024 1:29:53 PM

PERIOD ENDING 12/31/2023

	ACTUAL LAST YEAR			ACTUAL THIS YEAR				ENCUMBRANCE	BUDGET	UNENCUMBERED BALANCE
	CURRENT MONTH	YEAR TO DATE	%	CURRENT MONTH	%	YEAR TO DATE	%			
EXPENDITURES										
5003 FRINGE BENEFITS	0.00	0.00	0	307.08	0	8,230.65	0	0.00	0.00	-8,230.65
TOTAL EXPENDITURES	0.00	0.00	0	307.08	0	8,230.65	0	0.00	0.00	-8,230.65
NET CHANGE IN FUND BALANCE	0.00	0.00		-307.08		-8,230.65		0.00	0.00	8,230.65




FUND DEPT 2076-040 : TORT IMMUNITY TAX FUND - SHERIFF

1/10/2024 1:29:53 PM

PERIOD ENDING 12/31/2023

	ACTUAL LAST YEAR			ACTUAL THIS YEAR				ENCUMBRANCE	BUDGET	UNENCUMBERED BALANCE
	CURRENT MONTH	YEAR TO DATE	%	CURRENT MONTH	%	YEAR TO DATE	%			
EXPENDITURES										
5003 FRINGE BENEFITS	0.00	0.00	0	40,048.07	0	322,888.27	0	0.00	0.00	-322,888.27
TOTAL EXPENDITURES	0.00	0.00	0	40,048.07	0	322,888.27	0	0.00	0.00	-322,888.27
NET CHANGE IN FUND BALANCE	0.00	0.00		-40,048.07		-322,888.27		0.00	0.00	322,888.27




FUND DEPT 2076-041 : TORT IMMUNITY TAX FUND - STATES ATTORNEY

1/10/2024 1:29:53 PM

PERIOD ENDING 12/31/2023

	ACTUAL LAST YEAR			ACTUAL THIS YEAR				ENCUMBRANCE	BUDGET	UNENCUMBERED BALANCE
	CURRENT MONTH	YEAR TO DATE	%	CURRENT MONTH	%	YEAR TO DATE	%			
EXPENDITURES										
5003 FRINGE BENEFITS	0.00	0.00	0	458.48	0	14,521.35	0	0.00	0.00	-14,521.35
TOTAL EXPENDITURES	0.00	0.00	0	458.48	0	14,521.35	0	0.00	0.00	-14,521.35
NET CHANGE IN FUND BALANCE	0.00	0.00		-458.48		-14,521.35		0.00	0.00	14,521.35




FUND DEPT 2076-042 : TORT IMMUNITY TAX FUND - CORONER

1/10/2024 1:29:53 PM

PERIOD ENDING 12/31/2023

	ACTUAL LAST YEAR			ACTUAL THIS YEAR				ENCUMBRANCE	BUDGET	UNENCUMBERED BALANCE
	CURRENT MONTH	YEAR TO DATE	%	CURRENT MONTH	%	YEAR TO DATE	%			
EXPENDITURES										
5003 FRINGE BENEFITS	0.00	0.00	0	253.82	0	4,903.86	0	0.00	0.00	-4,903.86
TOTAL EXPENDITURES	0.00	0.00	0	253.82	0	4,903.86	0	0.00	0.00	-4,903.86
NET CHANGE IN FUND BALANCE	0.00	0.00		-253.82		-4,903.86		0.00	0.00	4,903.86




FUND DEPT 2076-043 : TORT IMMUNITY TAX FUND - EMERGENCY MGMT AGCY (EMA)

1/10/2024 1:29:53 PM

PERIOD ENDING 12/31/2023

	ACTUAL LAST YEAR			ACTUAL THIS YEAR				ENCUMBRANCE	BUDGET	UNENCUMBERED BALANCE
	CURRENT MONTH	YEAR TO DATE	%	CURRENT MONTH	%	YEAR TO DATE	%			
EXPENDITURES										
5003 FRINGE BENEFITS	0.00	0.00	0	1,190.17	0	9,232.79	0	0.00	0.00	-9,232.79
TOTAL EXPENDITURES	0.00	0.00	0	1,190.17	0	9,232.79	0	0.00	0.00	-9,232.79
NET CHANGE IN FUND BALANCE	0.00	0.00		-1,190.17		-9,232.79		0.00	0.00	9,232.79




FUND DEPT 2076-051 : TORT IMMUNITY TAX FUND - JUVENILE DETENTION CENTER

1/10/2024 1:29:53 PM

PERIOD ENDING 12/31/2023

	ACTUAL LAST YEAR			ACTUAL THIS YEAR				ENCUMBRANCE	BUDGET	UNENCUMBERED BALANCE
	CURRENT MONTH	YEAR TO DATE	%	CURRENT MONTH	%	YEAR TO DATE	%			
EXPENDITURES										
5003 FRINGE BENEFITS	0.00	0.00	0	12,060.38	0	100,188.59	0	0.00	0.00	-100,188.59
TOTAL EXPENDITURES	0.00	0.00	0	12,060.38	0	100,188.59	0	0.00	0.00	-100,188.59
NET CHANGE IN FUND BALANCE	0.00	0.00		-12,060.38		-100,188.59		0.00	0.00	100,188.59




FUND DEPT 2076-052 : TORT IMMUNITY TAX FUND - COURT SERVICES -PROBATION

1/10/2024 1:29:53 PM

PERIOD ENDING 12/31/2023

	ACTUAL LAST YEAR			ACTUAL THIS YEAR				ENCUMBRANCE	BUDGET	UNENCUMBERED BALANCE
	CURRENT MONTH	YEAR TO DATE	%	CURRENT MONTH	%	YEAR TO DATE	%			
EXPENDITURES										
5003 FRINGE BENEFITS	0.00	0.00	0	14,004.16	0	122,718.11	0	0.00	0.00	-122,718.11
TOTAL EXPENDITURES	0.00	0.00	0	14,004.16	0	122,718.11	0	0.00	0.00	-122,718.11
NET CHANGE IN FUND BALANCE	0.00	0.00		-14,004.16		-122,718.11		0.00	0.00	122,718.11




FUND DEPT 2076-057 : TORT IMMUNITY TAX FUND - DEPUTY SHERIFF MERIT COMM

1/10/2024 1:29:53 PM

PERIOD ENDING 12/31/2023

	ACTUAL LAST YEAR			ACTUAL THIS YEAR				ENCUMBRANCE	BUDGET	UNENCUMBERED BALANCE
	CURRENT MONTH	YEAR TO DATE	%	CURRENT MONTH	%	YEAR TO DATE	%			
EXPENDITURES										
5003 FRINGE BENEFITS	0.00	0.00	0	0.00	0	0.59	0	0.00	0.00	-0.59
TOTAL EXPENDITURES	0.00	0.00	0	0.00	0	0.59	0	0.00	0.00	-0.59
NET CHANGE IN FUND BALANCE	0.00	0.00		0.00		-0.59		0.00	0.00	0.59




FUND DEPT 2076-071 : TORT IMMUNITY TAX FUND - PUBLIC PROP (PHYS, PLNT, FAC)

1/10/2024 1:29:53 PM

PERIOD ENDING 12/31/2023

	ACTUAL LAST YEAR			ACTUAL THIS YEAR				ENCUMBRANCE	BUDGET	UNENCUMBERED BALANCE
	CURRENT MONTH	YEAR TO DATE	%	CURRENT MONTH	%	YEAR TO DATE	%			
EXPENDITURES										
5003 FRINGE BENEFITS	0.00	0.00	0	19,953.37	0	161,254.94	0	0.00	0.00	-161,254.94
TOTAL EXPENDITURES	0.00	0.00	0	19,953.37	0	161,254.94	0	0.00	0.00	-161,254.94
NET CHANGE IN FUND BALANCE	0.00	0.00		-19,953.37		-161,254.94		0.00	0.00	161,254.94




FUND DEPT 2076-075 : TORT IMMUNITY TAX FUND - GENERAL COUNTY

1/10/2024 1:29:53 PM

PERIOD ENDING 12/31/2023

	ACTUAL LAST YEAR			ACTUAL THIS YEAR				ENCUMBRANCE	BUDGET	UNENCUMBERED BALANCE
	CURRENT MONTH	YEAR TO DATE	%	CURRENT MONTH	%	YEAR TO DATE	%			
REVENUES										
4001 PROPERTY TAX	189,262.84	3,640,311.14	100	62,527.94	2	2,727,034.84	100	0.00	2,720,758.00	-6,276.84
4008 INVESTMENT EARNINGS	4,697.30	13,000.91	0	2,434.31	0	66,762.13	0	0.00	0.00	-66,762.13
TOTAL REVENUES	193,960.14	3,653,312.05	100	64,962.25	2	2,793,796.97	103	0.00	2,720,758.00	-73,038.97
EXPENDITURES										
5003 FRINGE BENEFITS	216,782.88	1,122,270.63	100	0.00	0	-0.03	0	0.00	1,165,000.00	1,165,000.03
5020 SERVICES	722,245.26	723,580.11	61	0.00	0	0.00	0	0.00	1,433,376.00	1,433,376.00
TOTAL EXPENDITURES	939,028.14	1,845,850.74	80	0.00	0	-0.03	0	0.00	2,598,376.00	2,598,376.03
OTHER FINANCING SOURCES (USES)										
6001 OTHER FINANCING SOURCES	1,212.99	1,212.99	0	0.00	0	0.00	0	0.00	0.00	0.00
TOTAL OTHER FINANCING SOURCES (USES)	1,212.99	1,212.99		0.00		0.00		0.00	0.00	0.00
NET CHANGE IN FUND BALANCE	-743,855.01	1,808,674.30		64,962.25		2,793,797.00		0.00	122,382.00	-2,671,415.00




FUND DEPT 2076-077 : TORT IMMUNITY TAX FUND - ZONING AND ENFORCE (P&Z)

1/10/2024 1:29:53 PM

PERIOD ENDING 12/31/2023

	ACTUAL LAST YEAR			ACTUAL THIS YEAR				ENCUMBRANCE	BUDGET	UNENCUMBERED BALANCE
	CURRENT MONTH	YEAR TO DATE	%	CURRENT MONTH	%	YEAR TO DATE	%			
EXPENDITURES										
5003 FRINGE BENEFITS	0.00	0.00	0	183.86	0	3,160.98	0	0.00	0.00	-3,160.98
TOTAL EXPENDITURES	0.00	0.00	0	183.86	0	3,160.98	0	0.00	0.00	-3,160.98
NET CHANGE IN FUND BALANCE	0.00	0.00		-183.86		-3,160.98		0.00	0.00	3,160.98




FUND DEPT 2076-127 : TORT IMMUNITY TAX FUND - VETERANS ASSISTNC COMSSN

1/10/2024 1:29:53 PM

PERIOD ENDING 12/31/2023

	ACTUAL LAST YEAR			ACTUAL THIS YEAR				ENCUMBRANCE	BUDGET	UNENCUMBERED BALANCE
	CURRENT MONTH	YEAR TO DATE	%	CURRENT MONTH	%	YEAR TO DATE	%			
EXPENDITURES										
5003 FRINGE BENEFITS	0.00	0.00	0	20.29	0	777.60	0	0.00	0.00	-777.60
TOTAL EXPENDITURES	0.00	0.00	0	20.29	0	777.60	0	0.00	0.00	-777.60
NET CHANGE IN FUND BALANCE	0.00	0.00		-20.29		-777.60		0.00	0.00	777.60




FUND DEPT 2076-130 : TORT IMMUNITY TAX FUND - CIRC CLK SUPPORT ENFORCE

1/10/2024 1:29:53 PM

PERIOD ENDING 12/31/2023

	ACTUAL LAST YEAR			ACTUAL THIS YEAR				ENCUMBRANCE	BUDGET	UNENCUMBERED BALANCE
	CURRENT MONTH	YEAR TO DATE	%	CURRENT MONTH	%	YEAR TO DATE	%			
EXPENDITURES										
TOTAL EXPENDITURES	<i>0.00</i>	<i>0.00</i>	<i>0</i>	<i>0.00</i>	<i>0</i>	<i>0.00</i>	<i>0</i>	<i>0.00</i>	<i>0.00</i>	<i>0.00</i>
NET CHANGE IN FUND BALANCE	0.00	0.00		0.00		0.00		0.00	0.00	0.00




FUND DEPT 2076-140 : TORT IMMUNITY TAX FUND - CORRECTIONAL CENTER

1/10/2024 1:29:53 PM

PERIOD ENDING 12/31/2023

	ACTUAL LAST YEAR			ACTUAL THIS YEAR				ENCUMBRANCE	BUDGET	UNENCUMBERED BALANCE
	CURRENT MONTH	YEAR TO DATE	%	CURRENT MONTH	%	YEAR TO DATE	%			
EXPENDITURES										
5003 FRINGE BENEFITS	0.00	0.00	0	31,129.17	0	285,157.97	0	0.00	0.00	-285,157.97
TOTAL EXPENDITURES	0.00	0.00	0	31,129.17	0	285,157.97	0	0.00	0.00	-285,157.97
NET CHANGE IN FUND BALANCE	0.00	0.00		-31,129.17		-285,157.97		0.00	0.00	285,157.97




FUND DEPT 2083-060 : COUNTY HIGHWAY - HIGHWAY

1/10/2024 1:29:53 PM

PERIOD ENDING 12/31/2023

	ACTUAL LAST YEAR			ACTUAL THIS YEAR				ENCUMBRANCE	BUDGET	UNENCUMBERED BALANCE
	CURRENT MONTH	YEAR TO DATE	%	CURRENT MONTH	%	YEAR TO DATE	%			
REVENUES										
4001 PROPERTY TAX	155,943.39	2,951,311.48	100	73,081.29	2	3,187,301.16	101	0.00	3,169,214.00	-18,087.16
4004 INTERGOVERNMENTAL REVENUE	0.00	87,675.84	35	0.00	0	156,777.75	63	0.00	250,000.00	93,222.25
4007 CHARGES FOR SERVICES	243,130.09	553,209.61	100	309,585.15	56	582,187.22	105	0.00	555,000.00	-27,187.22
4008 INVESTMENT EARNINGS	11,671.15	50,378.09	167 9	7,023.80	176	105,559.15	263 9	0.00	4,000.00	-101,559.15
4009 MISCELLANEOUS REVENUES	0.00	1,446.42	0	53.06	0	2,395.46	0	0.00	0.00	-2,395.46
TOTAL REVENUES	410,744.63	3,644,021.44	97	389,743.30	10	4,034,220.74	101	0.00	3,978,214.00	-56,006.74
EXPENDITURES										
5001 SALARIES AND WAGES	211,995.65	1,529,468.63	99	167,945.35	10	1,491,068.80	90	0.00	1,660,925.00	169,856.20
5003 FRINGE BENEFITS	81,865.22	494,334.12	88	42,684.30	8	442,514.23	81	0.00	546,447.00	103,932.77
5010 COMMODITIES	21,530.78	250,705.71	97	29,214.16	10	217,950.10	71	0.00	307,300.00	89,349.90
5020 SERVICES	117,996.29	622,820.34	91	48,835.09	7	492,672.72	71	0.00	690,072.00	197,399.28
8000 CAPITAL OUTLAY	30,794.00	189,146.96	30	0.00	0	729,189.96	75	0.00	968,941.00	239,751.04
TOTAL EXPENDITURES	464,181.94	3,086,475.76	84	288,678.90	7	3,373,395.81	81	0.00	4,173,685.00	800,289.19
OTHER FINANCING SOURCES (USES)										
6001 OTHER FINANCING SOURCES	47,000.00	47,000.00	100	47,655.72	99	47,655.72	99	0.00	48,000.00	344.28
7001 OTHER FINANCING USES	0.00	-116,000.00	95	0.00	0	-120,000.00	100	0.00	-120,000.00	0.00
TOTAL OTHER FINANCING SOURCES (USES)	47,000.00	-69,000.00		47,655.72		-72,344.28		0.00	-72,000.00	344.28
NET CHANGE IN FUND BALANCE	-6,437.31	488,545.68		148,720.12		588,480.65		0.00	-267,471.00	-855,951.65




FUND DEPT 2083-062 : COUNTY HIGHWAY - HIGHWAY BUILDING CAPITAL

1/10/2024 1:29:53 PM

PERIOD ENDING 12/31/2023

	ACTUAL LAST YEAR			ACTUAL THIS YEAR				ENCUMBRANCE	BUDGET	UNENCUMBERED BALANCE
	CURRENT MONTH	YEAR TO DATE	%	CURRENT MONTH	%	YEAR TO DATE	%			
REVENUES										
TOTAL REVENUES	0.00	0.00	0	0.00	0	0.00	0	0.00	0.00	0.00
EXPENDITURES										
5020 SERVICES	0.00	0.00	0	0.00	0	0.00	0	0.00	100,000.00	100,000.00
8000 CAPITAL OUTLAY	0.00	274,150.50	100	0.00	0	0.00	0	0.00	0.00	0.00
TOTAL EXPENDITURES	0.00	274,150.50	73	0.00	0	0.00	0	0.00	100,000.00	100,000.00
OTHER FINANCING SOURCES (USES)										
6001 OTHER FINANCING SOURCES	0.00	116,000.00	100	0.00	0	120,000.00	100	0.00	120,000.00	0.00
TOTAL OTHER FINANCING SOURCES (USES)	0.00	116,000.00		0.00		120,000.00		0.00	120,000.00	0.00
NET CHANGE IN FUND BALANCE	0.00	-158,150.50		0.00		120,000.00		0.00	20,000.00	-100,000.00




FUND DEPT 2084-060 : COUNTY BRIDGE - HIGHWAY

1/10/2024 1:29:53 PM

PERIOD ENDING 12/31/2023

	ACTUAL LAST YEAR			ACTUAL THIS YEAR				ENCUMBRANCE	BUDGET	UNENCUMBERED BALANCE
	CURRENT MONTH	YEAR TO DATE	%	CURRENT MONTH	%	YEAR TO DATE	%			
REVENUES										
4001 PROPERTY TAX	77,960.27	1,480,013.51	100	36,653.57	2	1,598,574.58	101	0.00	1,589,543.00	-9,031.58
4004 INTERGOVERNMENTAL REVENUE	0.00	750.00	2	0.00	0	0.00	0	0.00	5,000.00	5,000.00
4008 INVESTMENT EARNINGS	7,273.18	31,657.57	158 3	4,407.99	441	67,245.98	672 5	0.00	1,000.00	-66,245.98
4009 MISCELLANEOUS REVENUES	0.00	9,850.00	0	0.00	0	10,940.00	0	0.00	0.00	-10,940.00
TOTAL REVENUES	85,233.45	1,522,271.08	100	41,061.56	3	1,676,760.56	105	0.00	1,595,543.00	-81,217.56
EXPENDITURES										
5020 SERVICES	24,864.07	208,948.83	78	0.00	0	209,052.78	83	0.00	252,656.00	43,603.22
8000 CAPITAL OUTLAY	279,060.14	1,250,158.18	99	24,920.00	2	913,186.41	68	0.00	1,342,887.00	429,700.59
TOTAL EXPENDITURES	303,924.21	1,459,107.01	96	24,920.00	2	1,122,239.19	70	0.00	1,595,543.00	473,303.81
OTHER FINANCING SOURCES (USES)										
TOTAL OTHER FINANCING SOURCES (USES)	0.00	0.00		0.00		0.00		0.00	0.00	0.00
NET CHANGE IN FUND BALANCE	-218,690.76	63,164.07		16,141.56		554,521.37		0.00	0.00	-554,521.37




FUND DEPT 2085-060 : COUNTY MOTOR FUEL TAX - HIGHWAY

1/10/2024 1:29:53 PM

PERIOD ENDING 12/31/2023

	ACTUAL LAST YEAR			ACTUAL THIS YEAR				ENCUMBRANCE	BUDGET	UNENCUMBERED BALANCE
	CURRENT MONTH	YEAR TO DATE	%	CURRENT MONTH	%	YEAR TO DATE	%			
REVENUES										
4004 INTERGOVERNMENTAL REVENUE	1,351,665.18	5,286,155.64	113	380,865.41	10	4,324,797.47	119	0.00	3,630,000.00	-694,797.47
4007 CHARGES FOR SERVICES	0.00	9,349.21	0	0.00	0	0.00	0	0.00	2,000.00	2,000.00
4008 INVESTMENT EARNINGS	39,774.29	183,376.65	366 8	18,149.75	181	393,942.76	393 9	0.00	10,000.00	-383,942.76
4009 MISCELLANEOUS REVENUES	2,738.00	2,738.00	0	0.00	0	989.45	0	0.00	0.00	-989.45
TOTAL REVENUES	1,394,177.47	5,481,619.50	117	399,015.16	11	4,719,729.68	130	0.00	3,642,000.00	-1,077,729.68
EXPENDITURES										
5001 SALARIES AND WAGES	19,867.12	175,225.30	100	20,437.42	11	180,154.00	100	0.00	180,154.00	0.00
5020 SERVICES	217,661.08	1,016,142.81	65	92,628.29	6	797,000.93	52	0.00	1,529,000.00	731,999.07
8000 CAPITAL OUTLAY	0.00	1,150,580.39	95	181,667.26	3	3,509,210.04	58	0.00	6,100,000.00	2,590,789.96
TOTAL EXPENDITURES	237,528.20	2,341,948.50	79	294,732.97	4	4,486,364.97	57	0.00	7,809,154.00	3,322,789.03
NET CHANGE IN FUND BALANCE	1,156,649.27	3,139,671.00		104,282.19		233,364.71		0.00	-4,167,154.00	-4,400,518.71




FUND DEPT 2088-044 : ILL.MUNICIPAL RETIREMENT - NURSING HOME

1/10/2024 1:29:53 PM

PERIOD ENDING 12/31/2023

	ACTUAL LAST YEAR			ACTUAL THIS YEAR				ENCUMBRANCE	BUDGET	UNENCUMBERED BALANCE
	CURRENT MONTH	YEAR TO DATE	%	CURRENT MONTH	%	YEAR TO DATE	%			
EXPENDITURES										
TOTAL EXPENDITURES	0.00	0.00	0	0.00	0	0.00	0	0.00	0.00	0.00
OTHER FINANCING SOURCES (USES)										
TOTAL OTHER FINANCING SOURCES (USES)	0.00	0.00		0.00		0.00		0.00	0.00	0.00
NET CHANGE IN FUND BALANCE	0.00	0.00		0.00		0.00		0.00	0.00	0.00




FUND DEPT 2088-073 : ILL.MUNICIPAL RETIREMENT - ILL.MUNICIPAL RETIREMENT

1/10/2024 1:29:53 PM

PERIOD ENDING 12/31/2023

	ACTUAL LAST YEAR			ACTUAL THIS YEAR				ENCUMBRANCE	BUDGET	UNENCUMBERED BALANCE
	CURRENT MONTH	YEAR TO DATE	%	CURRENT MONTH	%	YEAR TO DATE	%			
REVENUES										
4001 PROPERTY TAX	152,025.70	2,882,662.67	100	46,866.74	2	2,044,002.58	100	0.00	2,039,845.00	-4,157.58
4004 INTERGOVERNMENTAL REVENUE	0.00	124,000.00	100	0.00	0	124,000.00	100	0.00	124,000.00	0.00
4008 INVESTMENT EARNINGS	5,232.08	20,674.13	243 2	1,819.47	364	60,998.27	122 00	0.00	500.00	-60,498.27
TOTAL REVENUES	157,257.78	3,027,336.80	101	48,686.21	2	2,229,000.85	103	0.00	2,164,345.00	-64,655.85
EXPENDITURES										
5003 FRINGE BENEFITS	241,214.66	2,869,921.48	72	186,412.98	9	2,102,509.15	97	0.00	2,163,845.00	61,335.85
TOTAL EXPENDITURES	241,214.66	2,869,921.48	72	186,412.98	9	2,102,509.15	97	0.00	2,163,845.00	61,335.85
OTHER FINANCING SOURCES (USES)										
6001 OTHER FINANCING SOURCES	253.78	6,556.22	1	0.00	0	0.00	0	0.00	0.00	0.00
TOTAL OTHER FINANCING SOURCES (USES)	253.78	6,556.22		0.00		0.00		0.00	0.00	0.00
NET CHANGE IN FUND BALANCE	-83,703.10	163,971.54		-137,726.77		126,491.70		0.00	500.00	-125,991.70




FUND DEPT 2089-018 : COUNTY PUBLIC HEALTH FUND - C-U PUBLIC HEALTH DISTRICT

1/10/2024 1:29:53 PM

PERIOD ENDING 12/31/2023

	ACTUAL LAST YEAR			ACTUAL THIS YEAR				ENCUMBRANCE	BUDGET	UNENCUMBERED BALANCE
	CURRENT MONTH	YEAR TO DATE	%	CURRENT MONTH	%	YEAR TO DATE	%			
REVENUES										
4001 PROPERTY TAX	40,746.23	773,530.12	100	19,378.83	2	845,169.74	100	0.00	848,271.00	3,101.26
TOTAL REVENUES	40,746.23	773,530.12	100	19,378.83	2	845,169.74	100	0.00	848,271.00	3,101.26
EXPENDITURES										
5020 SERVICES	39,506.65	772,290.54	99	43,576.56	5	826,540.76	97	0.00	849,511.00	22,970.24
TOTAL EXPENDITURES	39,506.65	772,290.54	99	43,576.56	5	826,540.76	97	0.00	849,511.00	22,970.24
NET CHANGE IN FUND BALANCE	1,239.58	1,239.58		-24,197.73		18,628.98		0.00	-1,240.00	-19,868.98




FUND DEPT 2089-049 : COUNTY PUBLIC HEALTH FUND - BOARD OF HEALTH

1/10/2024 1:29:53 PM

PERIOD ENDING 12/31/2023

	ACTUAL LAST YEAR			ACTUAL THIS YEAR				ENCUMBRANCE	BUDGET	UNENCUMBERED BALANCE
	CURRENT MONTH	YEAR TO DATE	%	CURRENT MONTH	%	YEAR TO DATE	%			
REVENUES										
4001 PROPERTY TAX	32,856.06	623,742.51	100	15,232.40	2	664,331.49	99	0.00	670,307.00	5,975.51
4004 INTERGOVERNMENTAL REVENUE	148,172.37	1,254,640.86	77	350,000.00	76	598,007.28	130	0.00	459,146.00	-138,861.28
4006 LICENSES AND PERMITS	15,229.00	134,461.00	96	3,650.00	3	138,487.50	103	0.00	134,128.00	-4,359.50
4008 INVESTMENT EARNINGS	2,590.83	10,654.07	497 9	644.69	37	14,294.11	817	0.00	1,750.00	-12,544.11
4009 MISCELLANEOUS REVENUES	-268,930.11	-262,892.55	- 102 29	9,241.82	150 5	17,808.93	290 0	0.00	614.00	-17,194.93
TOTAL REVENUES	-70,081.85	1,760,605.89	73	378,768.91	30	1,432,929.31	113	0.00	1,265,945.00	-166,984.31
EXPENDITURES										
5020 SERVICES	357,029.85	1,783,273.39	68	176,618.33	13	1,106,901.71	83	0.00	1,337,945.00	231,043.29
TOTAL EXPENDITURES	357,029.85	1,783,273.39	68	176,618.33	13	1,106,901.71	83	0.00	1,337,945.00	231,043.29
OTHER FINANCING SOURCES (USES)										
TOTAL OTHER FINANCING SOURCES (USES)	0.00	0.00		0.00		0.00		0.00	0.00	0.00
NET CHANGE IN FUND BALANCE	-427,111.70	-22,667.50		202,150.58		326,027.60		0.00	-72,000.00	-398,027.60




FUND DEPT 2090-053 : MENTAL HEALTH - MENTAL HEALTH BOARD

1/10/2024 1:29:53 PM

PERIOD ENDING 12/31/2023

	ACTUAL LAST YEAR			ACTUAL THIS YEAR				ENCUMBRANCE	BUDGET	UNENCUMBERED BALANCE
	CURRENT MONTH	YEAR TO DATE	%	CURRENT MONTH	%	YEAR TO DATE	%			
REVENUES										
4001 PROPERTY TAX	290,053.07	5,506,387.61	100	136,289.02	2	5,943,982.36	100	0.00	5,916,892.00	-27,090.36
4004 INTERGOVERNMENTAL REVENUE	-4,021.68	358,450.32	91	0.00	0	373,186.00	92	0.00	407,118.00	33,932.00
4008 INVESTMENT EARNINGS	11,362.47	47,854.80	239 3	3,751.05	125	65,272.25	217 6	0.00	3,000.00	-62,272.25
4009 MISCELLANEOUS REVENUES	350.00	55,161.00	115	0.00	0	22,320.00	53	0.00	42,000.00	19,680.00
TOTAL REVENUES	297,743.86	5,967,853.73	100	140,040.07	2	6,404,760.61	101	0.00	6,369,010.00	-35,750.61
EXPENDITURES										
5001 SALARIES AND WAGES	61,634.23	454,560.56	100	54,831.13	11	468,211.37	97	0.00	480,310.00	12,098.63
5003 FRINGE BENEFITS	16,594.75	111,935.89	85	10,476.99	8	105,660.15	84	0.00	126,371.00	20,710.85
5010 COMMODITIES	407.32	10,929.54	75	180.16	1	16,430.48	69	0.00	23,895.00	7,464.52
5020 SERVICES	269,580.85	5,571,092.79	97	458,607.87	8	5,559,896.46	94	0.00	5,920,061.60	360,165.14
TOTAL EXPENDITURES	348,217.15	6,148,518.78	97	524,096.15	8	6,150,198.46	94	0.00	6,550,637.60	400,439.14
OTHER FINANCING SOURCES (USES)										
7001 OTHER FINANCING USES	0.00	0.00	0	0.00	0	-127,535.00	88	0.00	-144,535.00	-17,000.00
TOTAL OTHER FINANCING SOURCES (USES)	0.00	0.00		0.00		-127,535.00		0.00	-144,535.00	-17,000.00
NET CHANGE IN FUND BALANCE	-50,473.29	-180,665.05		-384,056.08		127,027.15		0.00	-326,162.60	-453,189.75




FUND DEPT 2091-047 : ANIMAL CONTROL - ANIMAL CONTROL ADMIN

1/10/2024 1:29:53 PM

PERIOD ENDING 12/31/2023

	ACTUAL LAST YEAR			ACTUAL THIS YEAR				ENCUMBRANCE	BUDGET	UNENCUMBERED BALANCE
	CURRENT MONTH	YEAR TO DATE	%	CURRENT MONTH	%	YEAR TO DATE	%			
REVENUES										
4006 LICENSES AND PERMITS	39,509.00	320,918.26	94	69,427.00	21	283,468.00	85	0.00	335,000.00	51,532.00
4008 INVESTMENT EARNINGS	1,604.74	7,063.89	706	620.76	62	4,553.40	455	0.00	1,000.00	-3,553.40
4009 MISCELLANEOUS REVENUES	0.00	142.50	0	-1,918.00	0	-849.00	0	0.00	0.00	849.00
TOTAL REVENUES	41,113.74	328,124.65	96	68,129.76	20	287,172.40	85	0.00	336,000.00	48,827.60
EXPENDITURES										
5001 SALARIES AND WAGES	22,193.66	153,856.65	90	20,641.62	12	176,142.71	100	0.00	176,142.71	0.00
5003 FRINGE BENEFITS	10,403.89	47,954.35	77	4,700.72	7	40,706.50	61	0.00	67,019.00	26,312.50
5010 COMMODITIES	2,459.22	13,667.91	97	8,054.28	38	19,003.24	89	0.00	21,377.43	2,374.19
5020 SERVICES	9,615.75	48,773.92	70	300.21	1	9,534.23	43	0.00	21,972.67	12,438.44
TOTAL EXPENDITURES	44,672.52	264,252.83	80	33,696.83	12	245,386.68	86	0.00	286,511.81	41,125.13
OTHER FINANCING SOURCES (USES)										
TOTAL OTHER FINANCING SOURCES (USES)	0.00	0.00		0.00		0.00		0.00	0.00	0.00
NET CHANGE IN FUND BALANCE	-3,558.78	63,871.82		34,432.93		41,785.72		0.00	49,488.19	7,702.47




FUND DEPT 2091-247 : ANIMAL CONTROL - ANIMAL WARDEN SERVICES

1/10/2024 1:29:53 PM

PERIOD ENDING 12/31/2023

	ACTUAL LAST YEAR			ACTUAL THIS YEAR				ENCUMBRANCE	BUDGET	UNENCUMBERED BALANCE
	CURRENT MONTH	YEAR TO DATE	%	CURRENT MONTH	%	YEAR TO DATE	%			
REVENUES										
4004 INTERGOVERNMENTAL REVENUE	11,236.42	254,552.71	128	17,034.93	9	253,836.31	135	0.00	188,288.00	-65,548.31
4005 FINES AND FORFEITURES	2,285.00	20,069.00	201	650.00	6	6,125.00	56	0.00	11,000.00	4,875.00
TOTAL REVENUES	13,521.42	274,621.71	131	17,684.93	9	259,961.31	130	0.00	199,288.00	-60,673.31
EXPENDITURES										
5001 SALARIES AND WAGES	12,740.43	129,067.78	98	6,436.76	5	80,868.11	61	0.00	132,521.68	51,653.57
5003 FRINGE BENEFITS	4,370.44	37,707.92	62	996.12	2	11,536.98	19	0.00	60,643.00	49,106.02
5010 COMMODITIES	4,094.63	29,072.24	71	1,670.98	7	20,396.05	87	0.00	23,502.00	3,105.95
5020 SERVICES	1,933.84	14,462.85	63	1,281.26	7	16,622.69	84	0.00	19,707.12	3,084.43
8000 CAPITAL OUTLAY	0.00	51,107.00	100	0.00	0	0.00	0	0.00	0.00	0.00
TOTAL EXPENDITURES	23,139.34	261,417.79	85	10,385.12	4	129,423.83	55	0.00	236,373.80	106,949.97
NET CHANGE IN FUND BALANCE	-9,617.92	13,203.92		7,299.81		130,537.48		0.00	-37,085.80	-167,623.28




FUND DEPT 2091-248 : ANIMAL CONTROL - ANIMAL IMPOUND SERVICES

1/10/2024 1:29:53 PM

PERIOD ENDING 12/31/2023

	ACTUAL LAST YEAR			ACTUAL THIS YEAR				ENCUMBRANCE	BUDGET	UNENCUMBERED BALANCE
	CURRENT MONTH	YEAR TO DATE	%	CURRENT MONTH	%	YEAR TO DATE	%			
REVENUES										
4004 INTERGOVERNMENTAL REVENUE	15,607.07	170,822.22	103	11,139.87	5	166,466.11	69	0.00	242,289.00	75,822.89
4005 FINES AND FORFEITURES	1,905.00	19,483.60	43	-5,075.00	-34	7,689.00	51	0.00	15,000.00	7,311.00
4007 CHARGES FOR SERVICES	2,012.77	2,012.77	0	0.00	0	0.00	0	0.00	0.00	0.00
4009 MISCELLANEOUS REVENUES	0.00	0.00	0	5,557.00	0	6,408.00	0	0.00	0.00	-6,408.00
TOTAL REVENUES	19,524.84	192,318.59	91	11,621.87	5	180,563.11	70	0.00	257,289.00	76,725.89
EXPENDITURES										
5001 SALARIES AND WAGES	19,380.73	136,221.95	96	16,230.78	10	135,116.91	86	0.00	157,174.61	22,057.70
5003 FRINGE BENEFITS	6,583.53	38,230.84	61	1,972.77	4	24,691.18	47	0.00	52,194.00	27,502.82
5010 COMMODITIES	2,255.40	30,913.60	93	11,131.61	23	47,314.34	100	0.00	47,524.20	209.86
5020 SERVICES	3,370.00	4,142.25	35	1,996.25	8	22,634.22	88	0.00	25,711.58	3,077.36
TOTAL EXPENDITURES	31,589.66	209,508.64	84	31,331.41	11	229,756.65	81	0.00	282,604.39	52,847.74
NET CHANGE IN FUND BALANCE	-12,064.82	-17,190.05		-19,709.54		-49,193.54		0.00	-25,315.39	23,878.15




FUND DEPT 2092-074 : LAW LIBRARY - LAW LIBRARY

1/10/2024 1:29:53 PM

PERIOD ENDING 12/31/2023

	ACTUAL LAST YEAR			ACTUAL THIS YEAR				ENCUMBRANCE	BUDGET	UNENCUMBERED BALANCE
	CURRENT MONTH	YEAR TO DATE	%	CURRENT MONTH	%	YEAR TO DATE	%			
REVENUES										
4004 INTERGOVERNMENTAL REVENUE	0.00	6,850.00	100	0.00	0	0.00	0	0.00	0.00	0.00
4007 CHARGES FOR SERVICES	15,465.75	97,618.25	118	7,050.75	10	77,498.75	111	0.00	70,000.00	-7,498.75
4008 INVESTMENT EARNINGS	443.96	1,882.03	188 2	171.93	172	2,731.24	273 1	0.00	100.00	-2,631.24
4009 MISCELLANEOUS REVENUES	0.00	715.00	0	0.00	0	560.00	0	0.00	0.00	-560.00
TOTAL REVENUES	15,909.71	107,065.28	120	7,222.68	10	80,789.99	115	0.00	70,100.00	-10,689.99
EXPENDITURES										
5010 COMMODITIES	10,721.85	54,705.98	99	3,905.53	12	29,932.88	94	0.00	31,845.00	1,912.12
5020 SERVICES	6,151.80	35,244.50	97	110.68	0	22,941.75	74	0.00	30,990.00	8,048.25
TOTAL EXPENDITURES	16,873.65	89,950.48	98	4,016.21	6	52,874.63	84	0.00	62,835.00	9,960.37
OTHER FINANCING SOURCES (USES)										
TOTAL OTHER FINANCING SOURCES (USES)	0.00	0.00		0.00		0.00		0.00	0.00	0.00
NET CHANGE IN FUND BALANCE	-963.94	17,114.80		3,206.47		27,915.36		0.00	7,265.00	-20,650.36




FUND DEPT 2093-031 : FORECLOSURE MEDIATION FND - CIRCUIT COURT

1/10/2024 1:29:53 PM

PERIOD ENDING 12/31/2023

	ACTUAL LAST YEAR			ACTUAL THIS YEAR				ENCUMBRANCE	BUDGET	UNENCUMBERED BALANCE
	CURRENT MONTH	YEAR TO DATE	%	CURRENT MONTH	%	YEAR TO DATE	%			
REVENUES										
4007 CHARGES FOR SERVICES	300.00	450.00	2	900.00	9	8,150.00	82	0.00	10,000.00	1,850.00
4008 INVESTMENT EARNINGS	36.30	202.90	203	39.67	99	478.08	119 5	0.00	40.00	-438.08
TOTAL REVENUES	336.30	652.90	2	939.67	9	8,628.08	86	0.00	10,040.00	1,411.92
EXPENDITURES										
5001 SALARIES AND WAGES	0.00	8,382.66	60	0.00	0	0.00	0	0.00	0.00	0.00
5003 FRINGE BENEFITS	5.42	856.49	62	0.00	0	0.00	0	0.00	0.00	0.00
5010 COMMODITIES	0.00	0.00	0	0.00	0	0.00	0	0.00	100.00	100.00
5020 SERVICES	0.00	2,679.00	14	0.00	0	67.47	1	0.00	7,800.00	7,732.53
TOTAL EXPENDITURES	5.42	11,918.15	35	0.00	0	67.47	1	0.00	7,900.00	7,832.53
OTHER FINANCING SOURCES (USES)										
6001 OTHER FINANCING SOURCES	0.00	0.00	0	0.00	0	19,900.00	0	0.00	0.00	-19,900.00
TOTAL OTHER FINANCING SOURCES (USES)	0.00	0.00		0.00		19,900.00		0.00	0.00	-19,900.00
NET CHANGE IN FUND BALANCE	330.88	-11,265.25		939.67		28,460.61		0.00	2,140.00	-26,320.61




FUND DEPT 2101-054 : I/DD SPECIAL INITIATIVES - CILA PROJECT

1/10/2024 1:29:53 PM

PERIOD ENDING 12/31/2023

	ACTUAL LAST YEAR			ACTUAL THIS YEAR				ENCUMBRANCE	BUDGET	UNENCUMBERED BALANCE
	CURRENT MONTH	YEAR TO DATE	%	CURRENT MONTH	%	YEAR TO DATE	%			
REVENUES										
4008 INVESTMENT EARNINGS	2,247.10	10,442.76	522 1	658.24	66	6,293.66	629	0.00	1,000.00	-5,293.66
4009 MISCELLANEOUS REVENUES	0.00	262,044.31	0	0.00	0	0.00	0	0.00	0.00	0.00
TOTAL REVENUES	2,247.10	272,487.07	136 244	658.24	66	6,293.66	629	0.00	1,000.00	-5,293.66
EXPENDITURES										
5010 COMMODITIES	0.00	0.00	0	0.00	0	0.00	0	0.00	5,063.00	5,063.00
5020 SERVICES	0.00	17,443.63	51	23,833.00	7	142,998.00	41	0.00	345,937.00	202,939.00
TOTAL EXPENDITURES	0.00	17,443.63	35	23,833.00	7	142,998.00	41	0.00	351,000.00	208,002.00
OTHER FINANCING SOURCES (USES)										
6001 OTHER FINANCING SOURCES	0.00	50,000.00	100	0.00	0	50,000.00	100	0.00	50,000.00	0.00
TOTAL OTHER FINANCING SOURCES (USES)	0.00	50,000.00		0.00		50,000.00		0.00	50,000.00	0.00
NET CHANGE IN FUND BALANCE	2,247.10	305,043.44		-23,174.76		-86,704.34		0.00	-300,000.00	-213,295.66




FUND DEPT 2103-060 : HWY FED AID MATCHING FUND - HIGHWAY

1/10/2024 1:29:53 PM

PERIOD ENDING 12/31/2023

	ACTUAL LAST YEAR			ACTUAL THIS YEAR				ENCUMBRANCE	BUDGET	UNENCUMBERED BALANCE
	CURRENT MONTH	YEAR TO DATE	%	CURRENT MONTH	%	YEAR TO DATE	%			
REVENUES										
4001 PROPERTY TAX	6,294.68	119,510.48	100	3,064.21	2	133,640.65	104	0.00	128,348.00	-5,292.65
4008 INVESTMENT EARNINGS	1,695.62	7,515.38	0	1,179.17	157	19,240.76	256 5	0.00	750.00	-18,490.76
TOTAL REVENUES	7,990.30	127,025.86	107	4,243.38	3	152,881.41	118	0.00	129,098.00	-23,783.41
EXPENDITURES										
TOTAL EXPENDITURES	0.00	0.00	0	0.00	0	0.00	0	0.00	0.00	0.00
OTHER FINANCING SOURCES (USES)										
TOTAL OTHER FINANCING SOURCES (USES)	0.00	0.00		0.00		0.00		0.00	0.00	0.00
NET CHANGE IN FUND BALANCE	7,990.30	127,025.86		4,243.38		152,881.41		0.00	129,098.00	-23,783.41




FUND DEPT 2104-104 : EARLY CHILDHOOD FUND - EARLY CHILDHOOD DEVELOPMENT

1/10/2024 1:29:53 PM

PERIOD ENDING 12/31/2023

	ACTUAL LAST YEAR			ACTUAL THIS YEAR				ENCUMBRANCE	BUDGET	UNENCUMBERED BALANCE
	CURRENT MONTH	YEAR TO DATE	%	CURRENT MONTH	%	YEAR TO DATE	%			
REVENUES										
4004 INTERGOVERNMENTAL REVENUE	1,089,495.43	10,287,791.87	80	894,480.37	7	11,424,733.67	88	0.00	13,050,000.00	1,625,266.33
4007 CHARGES FOR SERVICES	5,200.00	54,692.50	43	3,900.00	3	247,074.50	190	0.00	130,000.00	-117,074.50
4008 INVESTMENT EARNINGS	13,629.73	66,319.71	663	34.00	1	173,551.96	347 1	0.00	5,000.00	-168,551.96
4009 MISCELLANEOUS REVENUES	901.06	607,388.43	467 2	3,230.65	6	7,497.04	14	0.00	55,000.00	47,502.96
TOTAL REVENUES	1,109,226.22	11,016,192.51	84	901,645.02	7	11,852,857.17	90	0.00	13,240,000.00	1,387,142.83
EXPENDITURES										
5001 SALARIES AND WAGES	756,942.83	5,354,257.48	90	678,967.73	10	6,144,137.36	93	0.00	6,613,478.01	469,340.65
5003 FRINGE BENEFITS	221,692.23	1,565,119.98	74	134,496.88	8	1,470,226.78	82	0.00	1,792,866.84	322,640.06
5010 COMMODITIES	9,111.18	417,306.74	60	27,089.64	3	715,568.66	85	0.00	839,959.08	124,390.42
5020 SERVICES	488,690.26	2,829,833.33	71	159,560.51	5	2,552,962.01	88	0.00	2,914,165.98	361,203.97
8000 CAPITAL OUTLAY	7,962.67	39,981.25	100	0.00	0	375,571.83	96	0.00	391,338.85	15,767.02
TOTAL EXPENDITURES	1,484,399.17	10,206,498.78	80	1,000,114.76	8	11,258,466.64	90	0.00	12,551,808.76	1,293,342.12
OTHER FINANCING SOURCES (USES)										
7001 OTHER FINANCING USES	0.00	0.00	0	0.00	0	0.00	0	0.00	-553,691.24	-553,691.24
TOTAL OTHER FINANCING SOURCES (USES)	0.00	0.00		0.00		0.00		0.00	-553,691.24	-553,691.24
NET CHANGE IN FUND BALANCE	-375,172.95	809,693.73		-98,469.74		594,390.53		0.00	134,500.00	-459,890.53




FUND DEPT 2106-010 : PUBL SAFETY SALES TAX FND - COUNTY BOARD

1/10/2024 1:29:53 PM

PERIOD ENDING 12/31/2023

	ACTUAL LAST YEAR			ACTUAL THIS YEAR				ENCUMBRANCE	BUDGET	UNENCUMBERED BALANCE
	CURRENT MONTH	YEAR TO DATE	%	CURRENT MONTH	%	YEAR TO DATE	%			
REVENUES										
4002 LOCAL SALES TAX	1,085,552.64	4,021,257.91	124	708,885.70	21	2,852,951.13	83	0.00	3,457,442.00	604,490.87
4008 INVESTMENT EARNINGS	21,880.21	79,960.85	399 8	8,572.66	171	232,168.47	464 3	0.00	5,000.00	-227,168.47
TOTAL REVENUES	1,107,432.85	4,101,218.76	126	717,458.36	21	3,085,119.60	89	0.00	3,462,442.00	377,322.40
EXPENDITURES										
5020 SERVICES	91,313.07	992,990.51	100	118,509.88	12	962,387.13	94	0.00	1,024,710.42	62,323.29
5050 INTEREST AND FISCAL CHARGES	-752.08	0.00	0	0.00	0	0.00	0	0.00	0.00	0.00
TOTAL EXPENDITURES	90,560.99	992,990.51	100	118,509.88	12	962,387.13	94	0.00	1,024,710.42	62,323.29
OTHER FINANCING SOURCES (USES)										
7001 OTHER FINANCING USES	-988,570.40	-988,570.40	51	0.00	0	0.00	0	0.00	-2,020,315.00	-2,020,315.00
TOTAL OTHER FINANCING SOURCES (USES)	-988,570.40	-988,570.40		0.00		0.00		0.00	-2,020,315.00	-2,020,315.00
NET CHANGE IN FUND BALANCE	28,301.46	2,119,657.85		598,948.48		2,122,732.47		0.00	417,416.58	-1,705,315.89




FUND DEPT 2106-013 : PUBL SAFETY SALES TAX FND - DEBT SERVICE

1/10/2024 1:29:53 PM

PERIOD ENDING 12/31/2023

	ACTUAL LAST YEAR			ACTUAL THIS YEAR				ENCUMBRANCE	BUDGET	UNENCUMBERED BALANCE
	CURRENT MONTH	YEAR TO DATE	%	CURRENT MONTH	%	YEAR TO DATE	%			
REVENUES										
4002 LOCAL SALES TAX	613,827.00	2,455,308.00	100	524,932.00	17	2,624,660.00	84	0.00	3,142,558.00	517,898.00
TOTAL REVENUES	613,827.00	2,455,308.00	100	524,932.00	17	2,624,660.00	84	0.00	3,142,558.00	517,898.00
EXPENDITURES										
5050 INTEREST AND FISCAL CHARGES	2,126,584.21	2,448,225.45	100	2,365,154.06	78	3,033,874.09	100	0.00	3,033,875.00	0.91
TOTAL EXPENDITURES	2,126,584.21	2,448,225.45	100	2,365,154.06	78	3,033,874.09	100	0.00	3,033,875.00	0.91
NET CHANGE IN FUND BALANCE	-1,512,757.21	7,082.55		-1,840,222.06		-409,214.09		0.00	108,683.00	517,897.09




FUND DEPT 2106-060 : PUBL SAFETY SALES TAX FND - HIGHWAY

1/10/2024 1:29:53 PM


PERIOD ENDING 12/31/2023

	ACTUAL LAST YEAR			ACTUAL THIS YEAR				ENCUMBRANCE	BUDGET	UNENCUMBERED BALANCE
	CURRENT MONTH	YEAR TO DATE	%	CURRENT MONTH	%	YEAR TO DATE	%			
REVENUES										
TOTAL REVENUES	0.00	0.00	0	0.00	0	0.00	0	0.00	0.00	0.00
NET CHANGE IN FUND BALANCE	0.00	0.00		0.00		0.00		0.00	0.00	0.00



PERIOD ENDING 12/31/2023

	ACTUAL LAST YEAR			ACTUAL THIS YEAR				ENCUMBRANCE	BUDGET	UNENCUMBERED BALANCE
	CURRENT MONTH	YEAR TO DATE	%	CURRENT MONTH	%	YEAR TO DATE	%			
EXPENDITURES										
5020 SERVICES	0.00	27,205.38	100	6,800.00	3	37,632.68	18	0.00	205,305.58	167,672.90
TOTAL EXPENDITURES	0.00	27,205.38	100	6,800.00	3	37,632.68	18	0.00	205,305.58	167,672.90
NET CHANGE IN FUND BALANCE	0.00	-27,205.38		-6,800.00		-37,632.68		0.00	-205,305.58	-167,672.90




FUND DEPT 2106-237 : PUBL SAFETY SALES TAX FND - DELINQ PREVENTION GRANTS

1/10/2024 1:29:53 PM

PERIOD ENDING 12/31/2023

	ACTUAL LAST YEAR			ACTUAL THIS YEAR				ENCUMBRANCE	BUDGET	UNENCUMBERED BALANCE
	CURRENT MONTH	YEAR TO DATE	%	CURRENT MONTH	%	YEAR TO DATE	%			
EXPENDITURES										
5020 SERVICES	23,229.13	278,750.00	100	26,666.66	8	319,999.92	100	0.00	320,000.00	0.08
TOTAL EXPENDITURES	23,229.13	278,750.00	100	26,666.66	8	319,999.92	100	0.00	320,000.00	0.08
NET CHANGE IN FUND BALANCE	-23,229.13	-278,750.00		-26,666.66		-319,999.92		0.00	-320,000.00	-0.08




FUND DEPT 2107-010 : GEOGRAPHIC INF SYS FUND (GIS) - COUNTY BOARD

1/10/2024 1:29:53 PM

PERIOD ENDING 12/31/2023

	ACTUAL LAST YEAR			ACTUAL THIS YEAR				ENCUMBRANCE	BUDGET	UNENCUMBERED BALANCE
	CURRENT MONTH	YEAR TO DATE	%	CURRENT MONTH	%	YEAR TO DATE	%			
REVENUES										
4007 CHARGES FOR SERVICES	41,511.00	309,759.00	94	18,691.00	6	239,161.00	72	0.00	330,000.00	90,839.00
4008 INVESTMENT EARNINGS	1,487.46	6,985.73	349 3	419.65	42	4,064.93	406	0.00	1,000.00	-3,064.93
TOTAL REVENUES	42,998.46	316,744.73	96	19,110.65	6	243,225.93	73	0.00	331,000.00	87,774.07
EXPENDITURES										
5020 SERVICES	76,402.75	324,886.00	100	0.00	0	254,554.00	76	0.00	333,627.00	79,073.00
TOTAL EXPENDITURES	76,402.75	324,886.00	100	0.00	0	254,554.00	76	0.00	333,627.00	79,073.00
NET CHANGE IN FUND BALANCE	-33,404.29	-8,141.27		19,110.65		-11,328.07		0.00	-2,627.00	8,701.07




FUND DEPT 2108-050 : DEVLPMNTL DISABILITY FUND - DEVL MNTL DISABILITY BOARD

1/10/2024 1:29:53 PM


PERIOD ENDING 12/31/2023

	ACTUAL LAST YEAR			ACTUAL THIS YEAR				ENCUMBRANCE	BUDGET	UNENCUMBERED BALANCE
	CURRENT MONTH	YEAR TO DATE	%	CURRENT MONTH	%	YEAR TO DATE	%			
REVENUES										
4001 PROPERTY TAX	238,236.96	4,522,743.79	100	112,004.71	2	4,884,868.94	100	0.00	4,863,487.00	-21,381.94
4008 INVESTMENT EARNINGS	8,535.43	35,285.37	352 9	3,275.09	164	80,519.05	402 6	0.00	2,000.00	-78,519.05
4009 MISCELLANEOUS REVENUES	0.00	0.00	0	0.00	0	50,550.00	101 1	0.00	5,000.00	-45,550.00
TOTAL REVENUES	246,772.39	4,558,029.16	101	115,279.80	2	5,015,937.99	103	0.00	4,870,487.00	-145,450.99
EXPENDITURES										
5020 SERVICES	-93,089.68	4,135,657.32	92	367,939.00	8	4,646,997.00	96	0.00	4,824,487.00	177,490.00
TOTAL EXPENDITURES	-93,089.68	4,135,657.32	92	367,939.00	8	4,646,997.00	96	0.00	4,824,487.00	177,490.00
OTHER FINANCING SOURCES (USES)										
6001 OTHER FINANCING SOURCES	0.00	0.00	0	0.00	0	0.00	0	0.00	4,000.00	4,000.00
7001 OTHER FINANCING USES	0.00	-50,000.00	100	0.00	0	-50,000.00	100	0.00	-50,000.00	0.00
TOTAL OTHER FINANCING SOURCES (USES)	0.00	-50,000.00		0.00		-50,000.00		0.00	-46,000.00	4,000.00
NET CHANGE IN FUND BALANCE	339,862.07	372,371.84		-252,659.20		318,940.99		0.00	0.00	-318,940.99



PERIOD ENDING 12/31/2023

	ACTUAL LAST YEAR			ACTUAL THIS YEAR				ENCUMBRANCE	BUDGET	UNENCUMBERED BALANCE
	CURRENT MONTH	YEAR TO DATE	%	CURRENT MONTH	%	YEAR TO DATE	%			
REVENUES										
4004 INTERGOVERNMENTAL REVENUE	0.00	0.00	0	179,682.21	3	1,143,591.49	21	0.00	5,469,000.00	4,325,408.51
TOTAL REVENUES	0.00	0.00	0	179,682.21	3	1,143,591.49	21	0.00	5,469,000.00	4,325,408.51
EXPENDITURES										
5001 SALARIES AND WAGES	0.00	0.00	0	150,240.45	8	574,400.49	29	0.00	1,993,441.32	1,419,040.83
5003 FRINGE BENEFITS	0.00	0.00	0	22,261.45	4	96,220.24	16	0.00	590,988.30	494,768.06
5010 COMMODITIES	0.00	0.00	0	8,510.14	5	93,011.33	58	0.00	161,292.00	68,280.67
5020 SERVICES	0.00	0.00	0	104,457.45	5	638,218.53	30	11,039.88	2,098,278.38	1,449,019.97
8000 CAPITAL OUTLAY	0.00	0.00	0	7,820.40	1	266,377.66	43	0.00	625,000.00	358,622.34
TOTAL EXPENDITURES	0.00	0.00	0	293,289.89	5	1,668,228.25	31	11,039.88	5,469,000.00	3,789,731.87
OTHER FINANCING SOURCES (USES)										
TOTAL OTHER FINANCING SOURCES (USES)	0.00	0.00		0.00		0.00		0.00	0.00	0.00
NET CHANGE IN FUND BALANCE	0.00	0.00		-113,607.68		-524,636.76		-11,039.88	0.00	535,676.64




FUND DEPT 2110-110 : WORKFORCE DEVELOPMENT FND - WORKFORCE DEVELOPMENT

1/10/2024 1:29:53 PM

PERIOD ENDING 12/31/2023

	ACTUAL LAST YEAR			ACTUAL THIS YEAR				ENCUMBRANCE	BUDGET	UNENCUMBERED BALANCE
	CURRENT MONTH	YEAR TO DATE	%	CURRENT MONTH	%	YEAR TO DATE	%			
REVENUES										
4004 INTERGOVERNMENTAL REVENUE	555,112.84	3,228,414.94	72	297,372.35	11	2,580,446.62	95	0.00	2,705,000.00	124,553.38
4007 CHARGES FOR SERVICES	33,871.87	122,721.88	89	7,699.49	6	178,342.79	129	0.00	138,500.00	-39,842.79
TOTAL REVENUES	588,984.71	3,351,136.82	73	305,071.84	11	2,758,789.41	97	0.00	2,843,500.00	84,710.59
EXPENDITURES										
5001 SALARIES AND WAGES	105,036.03	616,283.46	61	104,406.76	15	705,425.22	100	0.00	707,709.65	2,284.43
5003 FRINGE BENEFITS	24,534.03	150,445.17	39	16,290.06	9	171,752.26	94	0.00	182,917.99	11,165.73
5010 COMMODITIES	5,044.53	71,048.16	56	542.21	2	30,128.74	90	0.00	33,566.30	3,437.56
5020 SERVICES	289,075.74	2,334,101.62	76	87,303.18	4	1,910,051.76	97	33,000.00	1,965,156.06	22,104.30
8000 CAPITAL OUTLAY	0.00	158,975.00	100	0.00	0	0.00	0	0.00	0.00	0.00
TOTAL EXPENDITURES	423,690.33	3,330,853.41	70	208,542.21	7	2,817,357.98	98	33,000.00	2,889,350.00	38,992.02
OTHER FINANCING SOURCES (USES)										
6001 OTHER FINANCING SOURCES	0.00	0.00	0	0.00	0	0.00	0	0.00	50,000.00	50,000.00
TOTAL OTHER FINANCING SOURCES (USES)	0.00	0.00		0.00		0.00		0.00	50,000.00	50,000.00
NET CHANGE IN FUND BALANCE	165,294.38	20,283.41		96,529.63		-58,568.57		-33,000.00	4,150.00	95,718.57




FUND DEPT 2120-060 : HWY IDOT REBUILD GRANT - HIGHWAY

1/10/2024 1:29:53 PM

PERIOD ENDING 12/31/2023

	ACTUAL LAST YEAR			ACTUAL THIS YEAR				ENCUMBRANCE	BUDGET	UNENCUMBERED BALANCE
	CURRENT MONTH	YEAR TO DATE	%	CURRENT MONTH	%	YEAR TO DATE	%			
REVENUES										
4004 INTERGOVERNMENTAL REVENUE	0.00	1,924,899.52	100	0.00	0	0.00	0	0.00	0.00	0.00
4008 INVESTMENT EARNINGS	0.00	-4,292.86	-143	0.00	0	0.00	0	0.00	2,000.00	2,000.00
TOTAL REVENUES	0.00	1,920,606.66	100	0.00	0	0.00	0	0.00	2,000.00	2,000.00
EXPENDITURES										
8000 CAPITAL OUTLAY	-32,880.75	2,402,871.27	56	17,938.42	1	2,496,063.31	100	0.00	2,496,064.00	0.69
TOTAL EXPENDITURES	-32,880.75	2,402,871.27	56	17,938.42	1	2,496,063.31	100	0.00	2,496,064.00	0.69
NET CHANGE IN FUND BALANCE	32,880.75	-482,264.61		-17,938.42		-2,496,063.31		0.00	-2,494,064.00	1,999.31




FUND DEPT 2121-060 : TWP IDOT REBUILD GRANT - HIGHWAY

1/10/2024 1:29:53 PM

PERIOD ENDING 12/31/2023

	ACTUAL LAST YEAR			ACTUAL THIS YEAR				ENCUMBRANCE	BUDGET	UNENCUMBERED BALANCE
	CURRENT MONTH	YEAR TO DATE	%	CURRENT MONTH	%	YEAR TO DATE	%			
REVENUES										
4004 INTERGOVERNMENTAL REVENUE	0.00	1,724,934.74	0	0.00	0	0.00	0	0.00	0.00	0.00
4008 INVESTMENT EARNINGS	0.00	-3,767.36	0	0.00	0	0.00	0	0.00	0.00	0.00
TOTAL REVENUES	0.00	1,721,167.38	0	0.00	0	0.00	0	0.00	0.00	0.00
EXPENDITURES										
5020 SERVICES	65,002.60	1,690,067.70	11	61,269.88	1	1,810,365.75	36	0.00	5,000,000.00	3,189,634.25
TOTAL EXPENDITURES	65,002.60	1,690,067.70	11	61,269.88	1	1,810,365.75	36	0.00	5,000,000.00	3,189,634.25
NET CHANGE IN FUND BALANCE	-65,002.60	31,099.68		-61,269.88		-1,810,365.75		0.00	-5,000,000.00	-3,189,634.25




FUND DEPT 2188-044 : SOCIAL SECURITY FUND - NURSING HOME

1/10/2024 1:29:53 PM

PERIOD ENDING 12/31/2023

	ACTUAL LAST YEAR			ACTUAL THIS YEAR				ENCUMBRANCE	BUDGET	UNENCUMBERED BALANCE
	CURRENT MONTH	YEAR TO DATE	%	CURRENT MONTH	%	YEAR TO DATE	%			
EXPENDITURES										
TOTAL EXPENDITURES	0.00	0.00	0	0.00	0	0.00	0	0.00	0.00	0.00
OTHER FINANCING SOURCES (USES)										
TOTAL OTHER FINANCING SOURCES (USES)	0.00	0.00		0.00		0.00		0.00	0.00	0.00
NET CHANGE IN FUND BALANCE	0.00	0.00		0.00		0.00		0.00	0.00	0.00




FUND DEPT 2188-075 : SOCIAL SECURITY FUND - GENERAL COUNTY

1/10/2024 1:29:53 PM

PERIOD ENDING 12/31/2023

	ACTUAL LAST YEAR			ACTUAL THIS YEAR				ENCUMBRANCE	BUDGET	UNENCUMBERED BALANCE
	CURRENT MONTH	YEAR TO DATE	%	CURRENT MONTH	%	YEAR TO DATE	%			
REVENUES										
4001 PROPERTY TAX	98,536.75	1,870,675.68	100	46,413.49	2	2,024,234.79	101	0.00	2,010,143.00	-14,091.79
4008 INVESTMENT EARNINGS	3,022.32	12,090.67	0	1,301.87	145	50,476.24	5608	0.00	900.00	-49,576.24
4009 MISCELLANEOUS REVENUES	0.00	884.53	0	0.00	0	0.01	0	0.00	0.00	-0.01
TOTAL REVENUES	101,559.07	1,883,650.88	101	47,715.36	2	2,074,711.04	103	0.00	2,011,043.00	-63,668.04
EXPENDITURES										
5003 FRINGE BENEFITS	240,909.69	1,770,737.67	54	222,602.73	11	1,850,022.09	92	0.00	2,010,143.00	160,120.91
TOTAL EXPENDITURES	240,909.69	1,770,737.67	54	222,602.73	11	1,850,022.09	92	0.00	2,010,143.00	160,120.91
OTHER FINANCING SOURCES (USES)										
6001 OTHER FINANCING SOURCES	15,837.60	9,535.16	1	0.00	0	0.00	0	0.00	0.00	0.00
TOTAL OTHER FINANCING SOURCES (USES)	15,837.60	9,535.16		0.00		0.00		0.00	0.00	0.00
NET CHANGE IN FUND BALANCE	-123,513.02	122,448.37		-174,887.37		224,688.95		0.00	900.00	-223,788.95




FUND DEPT 2474-474 : RPC USDA REVOLVING LOANS - RPC USDA REVOLVING LOANS

1/10/2024 1:29:53 PM

PERIOD ENDING 12/31/2023

	ACTUAL LAST YEAR			ACTUAL THIS YEAR				ENCUMBRANCE	BUDGET	UNENCUMBERED BALANCE
	CURRENT MONTH	YEAR TO DATE	%	CURRENT MONTH	%	YEAR TO DATE	%			
REVENUES										
4008 INVESTMENT EARNINGS	1,811.53	14,761.31	98	733.69	5	11,737.48	78	0.00	15,030.00	3,292.52
TOTAL REVENUES	1,811.53	14,761.31	98	733.69	5	11,737.48	78	0.00	15,030.00	3,292.52
EXPENDITURES										
5020 SERVICES	0.00	31,838.00	91	0.00	0	31,838.00	91	0.00	35,000.00	3,162.00
TOTAL EXPENDITURES	0.00	31,838.00	91	0.00	0	31,838.00	91	0.00	35,000.00	3,162.00
OTHER FINANCING SOURCES (USES)										
7001 OTHER FINANCING USES	-2,323.99	-5,208.59	74	0.00	0	-2,638.79	38	0.00	-7,000.00	-4,361.21
TOTAL OTHER FINANCING SOURCES (USES)	-2,323.99	-5,208.59		0.00		-2,638.79		0.00	-7,000.00	-4,361.21
NET CHANGE IN FUND BALANCE	-512.46	-22,285.28		733.69		-22,739.31		0.00	-26,970.00	-4,230.69




FUND DEPT 2475-475 : RPC ECON DEVELOPMNT LOANS - RPC ECON DEVELOPMNT LOANS

1/10/2024 1:29:53 PM

PERIOD ENDING 12/31/2023

	ACTUAL LAST YEAR			ACTUAL THIS YEAR				ENCUMBRANCE	BUDGET	UNENCUMBERED BALANCE
	CURRENT MONTH	YEAR TO DATE	%	CURRENT MONTH	%	YEAR TO DATE	%			
REVENUES										
4008 INVESTMENT EARNINGS	10,194.49	155,159.79	140	13,092.69	16	198,507.37	239	0.00	83,000.00	-115,507.37
TOTAL REVENUES	10,194.49	155,159.79	140	13,092.69	16	198,507.37	239	0.00	83,000.00	-115,507.37
EXPENDITURES										
5020 SERVICES	53,342.43	53,342.43	41	71,040.19	4	1,798,788.82	96	0.00	1,882,751.00	83,962.18
TOTAL EXPENDITURES	53,342.43	53,342.43	41	71,040.19	4	1,798,788.82	96	0.00	1,882,751.00	83,962.18
OTHER FINANCING SOURCES (USES)										
6001 OTHER FINANCING SOURCES	0.00	0.00	0	0.00	0	0.00	0	0.00	100,000.00	100,000.00
7001 OTHER FINANCING USES	-16,975.84	-90,107.54	87	-5,834.87	7	-43,163.65	55	0.00	-78,500.00	-35,336.35
TOTAL OTHER FINANCING SOURCES (USES)	-16,975.84	-90,107.54		-5,834.87		-43,163.65		0.00	21,500.00	64,663.65
NET CHANGE IN FUND BALANCE	-60,123.78	11,709.82		-63,782.37		-1,643,445.10		0.00	-1,778,251.00	-134,805.90




FUND DEPT 2609-026 : TAX INDEMNITY FUND - COUNTY TREASURER

1/10/2024 1:29:53 PM

PERIOD ENDING 12/31/2023

	ACTUAL LAST YEAR			ACTUAL THIS YEAR				ENCUMBRANCE	BUDGET	UNENCUMBERED BALANCE
	CURRENT MONTH	YEAR TO DATE	%	CURRENT MONTH	%	YEAR TO DATE	%			
REVENUES										
4007 CHARGES FOR SERVICES	0.00	0.00	0	620.00	0	50,838.00	0	0.00	0.00	-50,838.00
4008 INVESTMENT EARNINGS	0.00	0.00	0	458.93	0	-3,856.98	0	0.00	0.00	3,856.98
TOTAL REVENUES	0.00	0.00	0	1,078.93	0	46,981.02	0	0.00	0.00	-46,981.02
EXPENDITURES										
5020 SERVICES	77,778.31	77,778.31	100	0.00	0	99,000.00	100	0.00	99,000.00	0.00
TOTAL EXPENDITURES	77,778.31	77,778.31	100	0.00	0	99,000.00	100	0.00	99,000.00	0.00
OTHER FINANCING SOURCES (USES)										
6001 OTHER FINANCING SOURCES	602,780.00	602,780.00	100	0.00	0	0.00	0	0.00	0.00	0.00
TOTAL OTHER FINANCING SOURCES (USES)	602,780.00	602,780.00		0.00		0.00		0.00	0.00	0.00
NET CHANGE IN FUND BALANCE	525,001.69	525,001.69		1,078.93		-52,018.98		0.00	-99,000.00	-46,981.02




FUND DEPT 2610-026 : WORKING CASH FUND - COUNTY TREASURER

1/10/2024 1:29:53 PM

PERIOD ENDING 12/31/2023

	ACTUAL LAST YEAR			ACTUAL THIS YEAR				ENCUMBRANCE	BUDGET	UNENCUMBERED BALANCE
	CURRENT MONTH	YEAR TO DATE	%	CURRENT MONTH	%	YEAR TO DATE	%			
REVENUES										
4008 INVESTMENT EARNINGS	1,122.51	5,322.54	76	370.69	5	4,140.12	59	0.00	7,000.00	2,859.88
TOTAL REVENUES	1,122.51	5,322.54	76	370.69	5	4,140.12	59	0.00	7,000.00	2,859.88
OTHER FINANCING SOURCES (USES)										
7001 OTHER FINANCING USES	-4,309.54	-4,309.54	62	0.00	0	0.00	0	0.00	-7,000.00	-7,000.00
TOTAL OTHER FINANCING SOURCES (USES)	-4,309.54	-4,309.54		0.00		0.00		0.00	-7,000.00	-7,000.00
NET CHANGE IN FUND BALANCE	-3,187.03	1,013.00		370.69		4,140.12		0.00	0.00	-4,140.12




FUND DEPT 2611-022 : COUNTY CLK SURCHARGE FUND - COUNTY CLERK

1/10/2024 1:29:53 PM

PERIOD ENDING 12/31/2023

	ACTUAL LAST YEAR			ACTUAL THIS YEAR				ENCUMBRANCE	BUDGET	UNENCUMBERED BALANCE
	CURRENT MONTH	YEAR TO DATE	%	CURRENT MONTH	%	YEAR TO DATE	%			
REVENUES										
4007 CHARGES FOR SERVICES	1,653.00	10,919.00	90	974.00	0	974.00	0	0.00	0.00	-974.00
TOTAL REVENUES	1,653.00	10,919.00	90	974.00	0	974.00	0	0.00	0.00	-974.00
EXPENDITURES										
5020 SERVICES	2,143.00	12,122.00	100	0.00	0	0.00	0	0.00	0.00	0.00
TOTAL EXPENDITURES	2,143.00	12,122.00	100	0.00	0	0.00	0	0.00	0.00	0.00
NET CHANGE IN FUND BALANCE	-490.00	-1,203.00		974.00		974.00		0.00	0.00	-974.00




FUND DEPT 2612-040 : SHERIFF DRUG FORFEITURES - SHERIFF

1/10/2024 1:29:53 PM

PERIOD ENDING 12/31/2023

	ACTUAL LAST YEAR			ACTUAL THIS YEAR				ENCUMBRANCE	BUDGET	UNENCUMBERED BALANCE
	CURRENT MONTH	YEAR TO DATE	%	CURRENT MONTH	%	YEAR TO DATE	%			
REVENUES										
4005 FINES AND FORFEITURES	675.30	8,645.04	86	0.00	0	30,473.71	305	0.00	10,000.00	-20,473.71
4008 INVESTMENT EARNINGS	338.71	1,670.82	334 2	120.22	120	266.39	266	0.00	100.00	-166.39
TOTAL REVENUES	1,014.01	10,315.86	103	120.22	1	30,740.10	304	0.00	10,100.00	-20,640.10
EXPENDITURES										
5010 COMMODITIES	1,258.07	8,176.68	91	531.94	6	8,280.36	98	0.00	8,423.00	142.64
5020 SERVICES	869.00	9,459.77	56	89.24	1	12,645.52	100	0.00	12,677.00	31.48
TOTAL EXPENDITURES	2,127.07	17,636.45	68	621.18	3	20,925.88	99	0.00	21,100.00	174.12
OTHER FINANCING SOURCES (USES)										
TOTAL OTHER FINANCING SOURCES (USES)	0.00	0.00		0.00		0.00		0.00	0.00	0.00
NET CHANGE IN FUND BALANCE	-1,113.06	-7,320.59		-500.96		9,814.22		0.00	-11,000.00	-20,814.22




FUND DEPT 2613-030 : COURT'S AUTOMATION FUND - CIRCUIT CLERK

1/10/2024 1:29:53 PM

PERIOD ENDING 12/31/2023

	ACTUAL LAST YEAR			ACTUAL THIS YEAR				ENCUMBRANCE	BUDGET	UNENCUMBERED BALANCE
	CURRENT MONTH	YEAR TO DATE	%	CURRENT MONTH	%	YEAR TO DATE	%			
REVENUES										
4004 INTERGOVERNMENTAL REVENUE	0.00	28,514.56	100	0.00	0	52,323.42	100	0.00	52,323.42	0.00
4007 CHARGES FOR SERVICES	45,321.44	234,097.00	104	19,514.59	10	234,252.05	117	0.00	200,000.00	-34,252.05
4008 INVESTMENT EARNINGS	313.13	684.48	0	195.20	0	6,443.47	0	0.00	0.00	-6,443.47
TOTAL REVENUES	45,634.57	263,296.04	104	19,709.79	8	293,018.94	116	0.00	252,323.42	-40,695.52
EXPENDITURES										
5010 COMMODITIES	2,502.76	2,599.46	29	0.00	0	61,133.60	52	0.00	118,542.42	57,408.82
5020 SERVICES	0.00	214,489.89	92	0.00	0	149,403.71	66	0.00	226,700.00	77,296.29
8000 CAPITAL OUTLAY	0.00	28,514.56	85	0.00	0	0.00	0	0.00	0.00	0.00
TOTAL EXPENDITURES	2,502.76	245,603.91	89	0.00	0	210,537.31	61	0.00	345,242.42	134,705.11
OTHER FINANCING SOURCES (USES)										
TOTAL OTHER FINANCING SOURCES (USES)	0.00	0.00		0.00		0.00		0.00	0.00	0.00
NET CHANGE IN FUND BALANCE	43,131.81	17,692.13		19,709.79		82,481.63		0.00	-92,919.00	-175,400.63




FUND DEPT 2614-023 : RECORDER'S AUTOMATION FND - RECORDER

1/10/2024 1:29:53 PM

PERIOD ENDING 12/31/2023

	ACTUAL LAST YEAR			ACTUAL THIS YEAR				ENCUMBRANCE	BUDGET	UNENCUMBERED BALANCE
	CURRENT MONTH	YEAR TO DATE	%	CURRENT MONTH	%	YEAR TO DATE	%			
REVENUES										
4007 CHARGES FOR SERVICES	25,745.07	182,710.66	102	19,337.10	11	240,941.63	134	0.00	180,000.00	-60,941.63
4008 INVESTMENT EARNINGS	1,692.39	7,439.56	149	688.42	69	7,576.61	758	0.00	1,000.00	-6,576.61
TOTAL REVENUES	27,437.46	190,150.22	103	20,025.52	11	248,518.24	137	0.00	181,000.00	-67,518.24
EXPENDITURES										
5001 SALARIES AND WAGES	2,217.60	15,040.09	59	1,844.64	7	15,020.64	55	0.00	27,128.00	12,107.36
5003 FRINGE BENEFITS	336.34	2,282.37	60	197.35	9	1,839.04	87	0.00	2,103.00	263.96
5010 COMMODITIES	114.55	65,386.24	83	74.29	0	7,281.14	42	0.00	17,422.00	10,140.86
5020 SERVICES	13,736.29	65,378.39	93	9,417.53	6	110,199.27	69	0.00	160,538.00	50,338.73
8000 CAPITAL OUTLAY	0.00	0.00	0	0.00	0	0.00	0	0.00	2,840.00	2,840.00
TOTAL EXPENDITURES	16,404.78	148,087.09	83	11,533.81	5	134,340.09	64	0.00	210,031.00	75,690.91
NET CHANGE IN FUND BALANCE	11,032.68	42,063.13		8,491.71		114,178.15		0.00	-29,031.00	-143,209.15




FUND DEPT 2615-036 : PUBLIC DEFENDER AUTOMATN - PUBLIC DEFENDER

1/10/2024 1:29:53 PM

PERIOD ENDING 12/31/2023

	ACTUAL LAST YEAR			ACTUAL THIS YEAR				ENCUMBRANCE	BUDGET	UNENCUMBERED BALANCE
	CURRENT MONTH	YEAR TO DATE	%	CURRENT MONTH	%	YEAR TO DATE	%			
REVENUES										
4007 CHARGES FOR SERVICES	403.00	889.00	137	270.00	42	4,665.60	718	0.00	650.00	-4,015.60
TOTAL REVENUES	403.00	889.00	137	270.00	42	4,665.60	718	0.00	650.00	-4,015.60
EXPENDITURES										
5010 COMMODITIES	0.00	0.00	0	0.00	0	0.00	0	0.00	650.00	650.00
TOTAL EXPENDITURES	0.00	0.00	0	0.00	0	0.00	0	0.00	650.00	650.00
NET CHANGE IN FUND BALANCE	403.00	889.00		270.00		4,665.60		0.00	0.00	-4,665.60




FUND DEPT 2617-030 : CHILD SUPPORT SERV FUND - CIRCUIT CLERK

1/10/2024 1:29:53 PM

PERIOD ENDING 12/31/2023

	ACTUAL LAST YEAR			ACTUAL THIS YEAR				ENCUMBRANCE	BUDGET	UNENCUMBERED BALANCE
	CURRENT MONTH	YEAR TO DATE	%	CURRENT MONTH	%	YEAR TO DATE	%			
REVENUES										
4007 CHARGES FOR SERVICES	36.00	294.28	2	0.00	0	396.00	4	0.00	10,000.00	9,604.00
4008 INVESTMENT EARNINGS	144.16	708.15	0	41.99	0	470.39	0	0.00	0.00	-470.39
TOTAL REVENUES	180.16	1,002.43	6	41.99	0	866.39	9	0.00	10,000.00	9,133.61
EXPENDITURES										
5010 COMMODITIES	3,495.00	3,495.00	44	0.00	0	0.00	0	0.00	0.00	0.00
5020 SERVICES	0.00	5,000.00	50	0.00	0	5,000.00	50	0.00	10,000.00	5,000.00
TOTAL EXPENDITURES	3,495.00	8,495.00	47	0.00	0	5,000.00	50	0.00	10,000.00	5,000.00
OTHER FINANCING SOURCES (USES)										
TOTAL OTHER FINANCING SOURCES (USES)	0.00	0.00		0.00		0.00		0.00	0.00	0.00
NET CHANGE IN FUND BALANCE	-3,314.84	-7,492.57		41.99		-4,133.61		0.00	0.00	4,133.61




FUND DEPT 2618-051 : PROBATION SERVICES FUND - JUVENILE DETENTION CENTER

1/10/2024 1:29:53 PM

PERIOD ENDING 12/31/2023

	ACTUAL LAST YEAR			ACTUAL THIS YEAR				ENCUMBRANCE	BUDGET	UNENCUMBERED BALANCE
	CURRENT MONTH	YEAR TO DATE	%	CURRENT MONTH	%	YEAR TO DATE	%			
REVENUES										
4007 CHARGES FOR SERVICES	5,602.34	32,141.38	71	3,721.12	11	36,163.28	103	0.00	35,000.00	-1,163.28
TOTAL REVENUES	5,602.34	32,141.38	71	3,721.12	11	36,163.28	103	0.00	35,000.00	-1,163.28
EXPENDITURES										
5010 COMMODITIES	0.00	0.00	0	5,000.00	100	5,000.00	100	0.00	5,000.00	0.00
5020 SERVICES	0.00	0.00	0	4,750.00	100	4,750.00	100	0.00	4,750.00	0.00
8000 CAPITAL OUTLAY	0.00	0.00	0	0.00	0	45,720.00	100	0.00	45,720.00	0.00
TOTAL EXPENDITURES	0.00	0.00	0	9,750.00	18	55,470.00	100	0.00	55,470.00	0.00
OTHER FINANCING SOURCES (USES)										
TOTAL OTHER FINANCING SOURCES (USES)	0.00	0.00		0.00		0.00		0.00	0.00	0.00
NET CHANGE IN FUND BALANCE	5,602.34	32,141.38		-6,028.88		-19,306.72		0.00	-20,470.00	-1,163.28




FUND DEPT 2618-052 : PROBATION SERVICES FUND - COURT SERVICES -PROBATION

1/10/2024 1:29:53 PM

PERIOD ENDING 12/31/2023

	ACTUAL LAST YEAR			ACTUAL THIS YEAR				ENCUMBRANCE	BUDGET	UNENCUMBERED BALANCE
	CURRENT MONTH	YEAR TO DATE	%	CURRENT MONTH	%	YEAR TO DATE	%			
REVENUES										
4007 CHARGES FOR SERVICES	52,344.99	293,521.20	78	24,718.60	8	261,327.07	80	0.00	325,000.00	63,672.93
4008 INVESTMENT EARNINGS	5,864.03	26,962.33	359 5	2,072.91	46	24,869.26	553	0.00	4,500.00	-20,369.26
4009 MISCELLANEOUS REVENUES	0.00	300.00	3	0.00	0	3,375.00	675	0.00	500.00	-2,875.00
TOTAL REVENUES	58,209.02	320,783.53	83	26,791.51	8	289,571.33	88	0.00	330,000.00	40,428.67
EXPENDITURES										
5010 COMMODITIES	7,532.23	40,883.45	48	2,499.59	3	31,993.78	41	0.00	78,250.00	46,256.22
5020 SERVICES	13,103.83	102,961.87	35	15,893.01	5	123,956.21	42	0.00	293,780.00	169,823.79
8000 CAPITAL OUTLAY	0.00	0.00	0	0.00	0	0.00	0	0.00	36,500.00	36,500.00
TOTAL EXPENDITURES	20,636.06	143,845.32	35	18,392.60	5	155,949.99	38	0.00	408,530.00	252,580.01
OTHER FINANCING SOURCES (USES)										
7001 OTHER FINANCING USES	-10,000.00	-10,000.00	100	-10,000.00	100	-10,000.00	100	0.00	-10,000.00	0.00
TOTAL OTHER FINANCING SOURCES (USES)	-10,000.00	-10,000.00		-10,000.00		-10,000.00		0.00	-10,000.00	0.00
NET CHANGE IN FUND BALANCE	27,572.96	166,938.21		-1,601.09		123,621.34		0.00	-88,530.00	-212,151.34




FUND DEPT 2619-026 : TAX SALE AUTOMATION FUND - COUNTY TREASURER

1/10/2024 1:29:53 PM

PERIOD ENDING 12/31/2023

	ACTUAL LAST YEAR			ACTUAL THIS YEAR				ENCUMBRANCE	BUDGET	UNENCUMBERED BALANCE
	CURRENT MONTH	YEAR TO DATE	%	CURRENT MONTH	%	YEAR TO DATE	%			
REVENUES										
4007 CHARGES FOR SERVICES	-2,168.02	17,689.60	88	6,518.05	38	28,089.30	163	0.00	17,200.00	-10,889.30
4008 INVESTMENT EARNINGS	49.62	227.44	114	22.03	11	-6.88	-3	0.00	200.00	206.88
TOTAL REVENUES	-2,118.40	17,917.04	89	6,540.08	38	28,082.42	161	0.00	17,400.00	-10,682.42
EXPENDITURES										
5001 SALARIES AND WAGES	0.00	16,888.00	99	0.00	0	12,462.00	108	0.00	11,500.00	-962.00
5003 FRINGE BENEFITS	24.53	1,628.48	100	0.00	0	1,257.15	109	0.00	1,157.00	-100.15
5010 COMMODITIES	828.42	828.42	43	0.00	0	0.00	0	0.00	2,000.00	2,000.00
5020 SERVICES	658.56	1,143.56	98	0.00	0	410.00	16	0.00	2,500.00	2,090.00
TOTAL EXPENDITURES	1,511.51	20,488.46	94	0.00	0	14,129.15	82	0.00	17,157.00	3,027.85
NET CHANGE IN FUND BALANCE	-3,629.91	-2,571.42		6,540.08		13,953.27		0.00	243.00	-13,710.27




FUND DEPT 2621-041 : STS ATTY DRUG FORFEITURES - STATES ATTORNEY

1/10/2024 1:29:53 PM

PERIOD ENDING 12/31/2023

	ACTUAL LAST YEAR			ACTUAL THIS YEAR				ENCUMBRANCE	BUDGET	UNENCUMBERED BALANCE
	CURRENT MONTH	YEAR TO DATE	%	CURRENT MONTH	%	YEAR TO DATE	%			
REVENUES										
4005 FINES AND FORFEITURES	0.00	56,564.05	236	2,005.82	8	48,628.02	203	0.00	24,000.00	-24,628.02
4008 INVESTMENT EARNINGS										
	334.14	1,752.25	0	70.02	93	-826.24	110	0.00	75.00	901.24
							2			
TOTAL REVENUES	334.14	58,316.30	243	2,075.84	9	47,801.78	199	0.00	24,075.00	-23,726.78
EXPENDITURES										
5010 COMMODITIES	6,791.66	30,774.96	62	1,505.27	3	49,121.91	93	0.00	52,875.00	3,753.09
5020 SERVICES	12,653.89	37,396.57	69	1,258.47	2	28,069.50	52	0.00	54,300.00	26,230.50
TOTAL EXPENDITURES	19,445.55	68,171.53	65	2,763.74	3	77,191.41	72	0.00	107,175.00	29,983.59
OTHER FINANCING SOURCES (USES)										
TOTAL OTHER FINANCING SOURCES (USES)	0.00	0.00		0.00		0.00		0.00	0.00	0.00
NET CHANGE IN FUND BALANCE	-19,111.41	-9,855.23		-687.90		-29,389.63		0.00	-83,100.00	-53,710.37




FUND DEPT 2627-026 : PROPERTY TAX INT FEE FUND - COUNTY TREASURER

1/10/2024 1:29:53 PM

PERIOD ENDING 12/31/2023

	ACTUAL LAST YEAR			ACTUAL THIS YEAR				ENCUMBRANCE	BUDGET	UNENCUMBERED BALANCE
	CURRENT MONTH	YEAR TO DATE	%	CURRENT MONTH	%	YEAR TO DATE	%			
REVENUES										
4007 CHARGES FOR SERVICES	120.00	50,040.00	91	60.00	0	67,080.00	122	0.00	55,000.00	-12,080.00
4008 INVESTMENT EARNINGS	172.42	295.91	15	65.47	3	247.76	12	0.00	2,000.00	1,752.24
TOTAL REVENUES	292.42	50,335.91	88	125.47	0	67,327.76	118	0.00	57,000.00	-10,327.76
OTHER FINANCING SOURCES (USES)										
7001 OTHER FINANCING USES	-50,097.70	-50,097.70	88	0.00	0	0.00	0	0.00	-57,000.00	-57,000.00
TOTAL OTHER FINANCING SOURCES (USES)	-50,097.70	-50,097.70		0.00		0.00		0.00	-57,000.00	-57,000.00
NET CHANGE IN FUND BALANCE	-49,805.28	238.21		125.47		67,327.76		0.00	0.00	-67,327.76




FUND DEPT 2628-022 : ELECTN ASSIST/ACCESSIBLTY - COUNTY CLERK

1/10/2024 1:29:53 PM

PERIOD ENDING 12/31/2023

	ACTUAL LAST YEAR			ACTUAL THIS YEAR				ENCUMBRANCE	BUDGET	UNENCUMBERED BALANCE
	CURRENT MONTH	YEAR TO DATE	%	CURRENT MONTH	%	YEAR TO DATE	%			
REVENUES										
4004 INTERGOVERNMENTAL REVENUE	-789.75	76,671.55	35	0.00	0	117,597.93	51	0.00	230,607.00	113,009.07
TOTAL REVENUES	-789.75	76,671.55	35	0.00	0	117,597.93	51	0.00	230,607.00	113,009.07
EXPENDITURES										
5001 SALARIES AND WAGES	3,882.76	30,699.54	88	1,269.06	5	12,500.26	54	0.00	23,332.20	10,831.94
5003 FRINGE BENEFITS	558.99	2,730.60	90	104.42	1	1,085.51	15	0.00	7,035.00	5,949.49
5010 COMMODITIES	0.00	67,679.19	100	0.00	0	0.00	0	0.00	1,189.00	1,189.00
5020 SERVICES	19,052.72	47,563.35	41	360.10	0	144,679.85	73	0.00	199,050.80	54,370.95
TOTAL EXPENDITURES	23,494.47	148,672.68	67	1,733.58	1	158,265.62	69	0.00	230,607.00	72,341.38
OTHER FINANCING SOURCES (USES)										
TOTAL OTHER FINANCING SOURCES (USES)	0.00	0.00		0.00		0.00		0.00	0.00	0.00
NET CHANGE IN FUND BALANCE	-24,284.22	-72,001.13		-1,733.58		-40,667.69		0.00	0.00	40,667.69




FUND DEPT 2629-010 : COUNTY HISTORICAL FUND - COUNTY BOARD

1/10/2024 1:29:53 PM

PERIOD ENDING 12/31/2023

	ACTUAL LAST YEAR			ACTUAL THIS YEAR				ENCUMBRANCE	BUDGET	UNENCUMBERED BALANCE
	CURRENT MONTH	YEAR TO DATE	%	CURRENT MONTH	%	YEAR TO DATE	%			
REVENUES										
4008 INVESTMENT EARNINGS	26.50	125.67	125 7	8.85	30	98.60	329	0.00	30.00	-68.60
TOTAL REVENUES	26.50	125.67	125 7	8.85	30	98.60	329	0.00	30.00	-68.60
EXPENDITURES										
5020 SERVICES	0.00	0.00	0	0.00	0	0.00	0	0.00	5,000.00	5,000.00
TOTAL EXPENDITURES	0.00	0.00	0	0.00	0	0.00	0	0.00	5,000.00	5,000.00
NET CHANGE IN FUND BALANCE	26.50	125.67		8.85		98.60		0.00	-4,970.00	-5,068.60




FUND DEPT 2630-030 : CIR CLK OPERATION & ADMIN - CIRCUIT CLERK

1/10/2024 1:29:53 PM

PERIOD ENDING 12/31/2023

	ACTUAL LAST YEAR			ACTUAL THIS YEAR				ENCUMBRANCE	BUDGET	UNENCUMBERED BALANCE
	CURRENT MONTH	YEAR TO DATE	%	CURRENT MONTH	%	YEAR TO DATE	%			
REVENUES										
4004 INTERGOVERNMENTAL REVENUE	0.00	0.00	0	0.00	0	30,556.34	108	0.00	28,301.00	-2,255.34
4007 CHARGES FOR SERVICES	101,452.63	723,326.55	272	47,350.78	11	552,051.40	123	0.00	450,000.00	-102,051.40
4008 INVESTMENT EARNINGS	1,330.77	5,500.70	0	304.20	0	-17,681.80	0	0.00	0.00	17,681.80
4009 MISCELLANEOUS REVENUES	7,383.34	7,383.34	0	0.00	0	0.00	0	0.00	0.00	0.00
TOTAL REVENUES	110,166.74	736,210.59	277	47,654.98	10	564,925.94	118	0.00	478,301.00	-86,624.94
EXPENDITURES										
5001 SALARIES AND WAGES	0.00	75,935.92	100	0.00	0	0.00	0	0.00	79,997.00	79,997.00
5003 FRINGE BENEFITS	0.00	16,130.64	100	0.00	0	0.00	0	0.00	21,125.00	21,125.00
5010 COMMODITIES	16,988.13	52,443.70	67	7,591.59	11	25,218.86	37	0.00	67,476.00	42,257.14
5020 SERVICES	4,939.15	171,947.49	83	23.99	0	151,913.50	78	0.00	193,607.00	41,693.50
TOTAL EXPENDITURES	21,927.28	316,457.75	84	7,615.58	2	177,132.36	49	0.00	362,205.00	185,072.64
OTHER FINANCING SOURCES (USES)										
7001 OTHER FINANCING USES	0.00	0.00	0	0.00	0	-19,900.00	100	0.00	-19,900.00	0.00
TOTAL OTHER FINANCING SOURCES (USES)	0.00	0.00		0.00		-19,900.00		0.00	-19,900.00	0.00
NET CHANGE IN FUND BALANCE	88,239.46	419,752.84		40,039.40		367,893.58		0.00	96,196.00	-271,697.58




FUND DEPT 2632-030 : CIR CLK ELCTRNC CITATIONS - CIRCUIT CLERK

1/10/2024 1:29:53 PM

PERIOD ENDING 12/31/2023

	ACTUAL LAST YEAR			ACTUAL THIS YEAR				ENCUMBRANCE	BUDGET	UNENCUMBERED BALANCE
	CURRENT MONTH	YEAR TO DATE	%	CURRENT MONTH	%	YEAR TO DATE	%			
REVENUES										
4007 CHARGES FOR SERVICES	8,866.67	47,879.62	87	4,676.97	10	60,884.87	135	0.00	45,000.00	-15,884.87
4008 INVESTMENT EARNINGS	790.67	3,540.47	0	330.90	0	5,224.53	0	0.00	0.00	-5,224.53
TOTAL REVENUES	9,657.34	51,420.09	94	5,007.87	11	66,109.40	147	0.00	45,000.00	-21,109.40
EXPENDITURES										
5020 SERVICES	0.00	0.00	0	0.00	0	0.00	0	0.00	225,000.00	225,000.00
TOTAL EXPENDITURES	0.00	0.00	0	0.00	0	0.00	0	0.00	225,000.00	225,000.00
NET CHANGE IN FUND BALANCE	9,657.34	51,420.09		5,007.87		66,109.40		0.00	-180,000.00	-246,109.40




FUND DEPT 2633-041 : STS ATTY RECORDS AUTOMATN - STATES ATTORNEY

1/10/2024 1:29:53 PM

PERIOD ENDING 12/31/2023

	ACTUAL LAST YEAR			ACTUAL THIS YEAR				ENCUMBRANCE	BUDGET	UNENCUMBERED BALANCE
	CURRENT MONTH	YEAR TO DATE	%	CURRENT MONTH	%	YEAR TO DATE	%			
REVENUES										
4007 CHARGES FOR SERVICES	857.00	4,458.82	89	402.00	8	4,240.00	85	0.00	5,000.00	760.00
4008 INVESTMENT EARNINGS	20.95	118.63	395	6.95	46	218.24	145 5	0.00	15.00	-203.24
TOTAL REVENUES	877.95	4,577.45	91	408.95	8	4,458.24	89	0.00	5,015.00	556.76
EXPENDITURES										
5020 SERVICES	0.00	5,000.00	100	0.00	0	5,000.00	100	0.00	5,000.00	0.00
TOTAL EXPENDITURES	0.00	5,000.00	100	0.00	0	5,000.00	100	0.00	5,000.00	0.00
NET CHANGE IN FUND BALANCE	877.95	-422.55		408.95		-541.76		0.00	15.00	556.76




FUND DEPT 2634-036 : PUBLIC DEFENDER GRANT FUND - PUBLIC DEFENDER

1/10/2024 1:29:53 PM

PERIOD ENDING 12/31/2023

	ACTUAL LAST YEAR			ACTUAL THIS YEAR				ENCUMBRANCE	BUDGET	UNENCUMBERED BALANCE
	CURRENT MONTH	YEAR TO DATE	%	CURRENT MONTH	%	YEAR TO DATE	%			
REVENUES										
4004 INTERGOVERNMENTAL REVENUE	0.00	0.00	0	0.00	0	132,422.41	100	0.00	132,422.41	0.00
TOTAL REVENUES	0.00	0.00	0	0.00	0	132,422.41	100	0.00	132,422.41	0.00
EXPENDITURES										
5001 SALARIES AND WAGES	0.00	0.00	0	36,000.00	99	36,000.00	99	0.00	36,363.00	363.00
5003 FRINGE BENEFITS	0.00	0.00	0	3,636.29	100	3,636.29	100	0.00	3,637.00	0.71
5020 SERVICES	0.00	0.00	0	0.00	0	0.00	0	0.00	4,000.00	4,000.00
TOTAL EXPENDITURES	0.00	0.00	0	39,636.29	90	39,636.29	90	0.00	44,000.00	4,363.71
NET CHANGE IN FUND BALANCE	0.00	0.00		-39,636.29		92,786.12		0.00	88,422.41	-4,363.71




FUND DEPT 2635-040 : CANNABIS REGULATION FUND - SHERIFF

1/10/2024 1:29:53 PM

PERIOD ENDING 12/31/2023

	ACTUAL LAST YEAR			ACTUAL THIS YEAR				ENCUMBRANCE	BUDGET	UNENCUMBERED BALANCE
	CURRENT MONTH	YEAR TO DATE	%	CURRENT MONTH	%	YEAR TO DATE	%			
REVENUES										
4004 INTERGOVERNMENTAL REVENUE	11,271.03	48,317.13	101	11,093.46	23	41,542.55	87	0.00	48,000.00	6,457.45
4008 INVESTMENT EARNINGS	280.63	1,118.71	0	126.61	127	2,287.05	228 7	0.00	100.00	-2,187.05
4009 MISCELLANEOUS REVENUES	0.00	2,850.00	0	0.00	0	0.00	0	0.00	0.00	0.00
TOTAL REVENUES	11,551.66	52,285.84	109	11,220.07	23	43,829.60	91	0.00	48,100.00	4,270.40
EXPENDITURES										
5010 COMMODITIES	0.00	0.00	0	0.00	0	11,400.00	46	0.00	25,000.00	13,600.00
5020 SERVICES	0.00	0.00	0	0.00	0	0.00	0	0.00	23,000.00	23,000.00
TOTAL EXPENDITURES	0.00	0.00	0	0.00	0	11,400.00	24	0.00	48,000.00	36,600.00
NET CHANGE IN FUND BALANCE	11,551.66	52,285.84		11,220.07		32,429.60		0.00	100.00	-32,329.60




FUND DEPT 2638-042 : CORONER STATUTORY FEES - CORONER

1/10/2024 1:29:53 PM

PERIOD ENDING 12/31/2023

	ACTUAL LAST YEAR			ACTUAL THIS YEAR				ENCUMBRANCE	BUDGET	UNENCUMBERED BALANCE
	CURRENT MONTH	YEAR TO DATE	%	CURRENT MONTH	%	YEAR TO DATE	%			
REVENUES										
4007 CHARGES FOR SERVICES	22,307.38	73,613.75	119	19,946.03	30	73,128.11	111	0.00	66,000.00	-7,128.11
TOTAL REVENUES	22,307.38	73,613.75	119	19,946.03	30	73,128.11	111	0.00	66,000.00	-7,128.11
EXPENDITURES										
5010 COMMODITIES	1,249.85	9,933.03	46	896.88	4	12,885.62	54	0.00	23,845.00	10,959.38
5020 SERVICES	983.29	12,534.71	85	2,319.83	13	15,569.40	89	0.00	17,435.00	1,865.60
8000 CAPITAL OUTLAY	0.00	0.00	0	0.00	0	0.00	0	0.00	45,000.00	45,000.00
TOTAL EXPENDITURES	2,233.14	22,467.74	62	3,216.71	4	28,455.02	33	0.00	86,280.00	57,824.98
NET CHANGE IN FUND BALANCE	20,074.24	51,146.01		16,729.32		44,673.09		0.00	-20,280.00	-64,953.09




FUND DEPT 2638-140 : CORONER STATUTORY FEES - CORRECTIONAL CENTER

1/10/2024 1:29:53 PM

PERIOD ENDING 12/31/2023

	ACTUAL LAST YEAR			ACTUAL THIS YEAR				ENCUMBRANCE	BUDGET	UNENCUMBERED BALANCE
	CURRENT MONTH	YEAR TO DATE	%	CURRENT MONTH	%	YEAR TO DATE	%			
EXPENDITURES										
TOTAL EXPENDITURES	0.00	0.00	0	0.00	0	0.00	0	0.00	0.00	0.00
NET CHANGE IN FUND BALANCE	0.00	0.00		0.00		0.00		0.00	0.00	0.00




FUND DEPT 2658-140 : JAIL COMMISSARY - CORRECTIONAL CENTER

1/10/2024 1:29:53 PM

PERIOD ENDING 12/31/2023

	ACTUAL LAST YEAR			ACTUAL THIS YEAR				ENCUMBRANCE	BUDGET	UNENCUMBERED BALANCE
	CURRENT MONTH	YEAR TO DATE	%	CURRENT MONTH	%	YEAR TO DATE	%			
REVENUES										
4004 INTERGOVERNMENTAL REVENUE	30,888.62	30,888.62	0	0.00	0	0.00	0	0.00	0.00	0.00
4008 INVESTMENT EARNINGS	1,855.56	8,325.99	833	675.16	52	9,168.12	705	0.00	1,300.00	-7,868.12
4009 MISCELLANEOUS REVENUES	-16,819.13	101,544.31	101	10,378.83	9	74,503.98	68	0.00	110,000.00	35,496.02
TOTAL REVENUES	15,925.05	140,758.92	138	11,053.99	10	83,672.10	75	0.00	111,300.00	27,627.90
EXPENDITURES										
5010 COMMODITIES	0.00	1,218.65	3	3,126.24	16	11,260.81	59	0.00	18,992.00	7,731.19
5020 SERVICES	4,072.99	29,419.05	14	524.68	2	12,113.53	42	0.00	28,668.00	16,554.47
8000 CAPITAL OUTLAY	0.00	0.00	0	0.00	0	0.00	0	0.00	45,000.00	45,000.00
TOTAL EXPENDITURES	4,072.99	30,637.70	10	3,650.92	4	23,374.34	25	0.00	92,660.00	69,285.66
NET CHANGE IN FUND BALANCE	11,852.06	110,121.22		7,403.07		60,297.76		0.00	18,640.00	-41,657.76




FUND DEPT 2659-140 : COUNTY JAIL MEDICAL COSTS - CORRECTIONAL CENTER

1/10/2024 1:29:53 PM

PERIOD ENDING 12/31/2023

	ACTUAL LAST YEAR			ACTUAL THIS YEAR				ENCUMBRANCE	BUDGET	UNENCUMBERED BALANCE
	CURRENT MONTH	YEAR TO DATE	%	CURRENT MONTH	%	YEAR TO DATE	%			
REVENUES										
4007 CHARGES FOR SERVICES	1,383.42	7,046.71	29	470.00	2	4,981.66	25	0.00	20,000.00	15,018.34
4008 INVESTMENT EARNINGS	27.62	101.87	102	8.13	81	255.49	255 5	0.00	10.00	-245.49
TOTAL REVENUES	1,411.04	7,148.58	30	478.13	2	5,237.15	26	0.00	20,010.00	14,772.85
OTHER FINANCING SOURCES (USES)										
7001 OTHER FINANCING USES	-7,148.58	-7,148.58	30	0.00	0	0.00	0	0.00	-20,010.00	-20,010.00
TOTAL OTHER FINANCING SOURCES (USES)	-7,148.58	-7,148.58		0.00		0.00		0.00	-20,010.00	-20,010.00
NET CHANGE IN FUND BALANCE	-5,737.54	0.00		478.13		5,237.15		0.00	0.00	-5,237.15




FUND DEPT 2670-022 : COUNTY CLK AUTOMATION FND - COUNTY CLERK

1/10/2024 1:29:53 PM

PERIOD ENDING 12/31/2023

	ACTUAL LAST YEAR			ACTUAL THIS YEAR				ENCUMBRANCE	BUDGET	UNENCUMBERED BALANCE
	CURRENT MONTH	YEAR TO DATE	%	CURRENT MONTH	%	YEAR TO DATE	%			
REVENUES										
4007 CHARGES FOR SERVICES	2,856.00	18,508.00	74	1,338.00	5	12,934.00	52	0.00	25,000.00	12,066.00
4008 INVESTMENT EARNINGS	109.56	465.74	233	41.81	21	468.71	234	0.00	200.00	-268.71
4009 MISCELLANEOUS REVENUES	0.00	13,086.90	327	0.00	0	5,274.44	42	0.00	12,500.00	7,225.56
TOTAL REVENUES	2,965.56	32,060.64	110	1,379.81	4	18,677.15	50	0.00	37,700.00	19,022.85
EXPENDITURES										
5010 COMMODITIES	0.00	12,034.45	95	0.00	0	0.00	0	0.00	11,500.00	11,500.00
5020 SERVICES	1,467.00	13,142.62	80	0.00	0	12,462.41	67	0.00	18,700.00	6,237.59
TOTAL EXPENDITURES	1,467.00	25,177.07	86	0.00	0	12,462.41	41	0.00	30,200.00	17,737.59
NET CHANGE IN FUND BALANCE	1,498.56	6,883.57		1,379.81		6,214.74		0.00	7,500.00	1,285.26




FUND DEPT 2671-030 : COURT DOCUMENT STORAGE FD - CIRCUIT CLERK

1/10/2024 1:29:53 PM

PERIOD ENDING 12/31/2023

	ACTUAL LAST YEAR			ACTUAL THIS YEAR				ENCUMBRANCE	BUDGET	UNENCUMBERED BALANCE
	CURRENT MONTH	YEAR TO DATE	%	CURRENT MONTH	%	YEAR TO DATE	%			
REVENUES										
4004 INTERGOVERNMENTAL REVENUE	0.00	0.00	0	0.00	0	79,981.60	100	0.00	79,981.60	0.00
4007 CHARGES FOR SERVICES	37,295.97	218,563.95	98	19,440.23	10	233,736.03	117	0.00	200,000.00	-33,736.03
4008 INVESTMENT EARNINGS	305.99	913.15	0	199.81	0	5,599.45	0	0.00	0.00	-5,599.45
TOTAL REVENUES	37,601.96	219,477.10	99	19,640.04	7	319,317.08	114	0.00	279,981.60	-39,335.48
EXPENDITURES										
5001 SALARIES AND WAGES	9,000.73	79,956.73	93	7,380.00	8	58,842.46	67	0.00	87,544.00	28,701.54
5003 FRINGE BENEFITS	1,213.28	16,933.46	50	773.71	2	6,701.05	20	0.00	34,358.00	27,656.95
5010 COMMODITIES	11,843.57	35,316.40	65	9,782.13	14	66,204.30	94	0.00	70,245.60	4,041.30
5020 SERVICES	225.00	23,245.73	56	576.75	1	65,736.85	96	0.00	68,569.00	2,832.15
8000 CAPITAL OUTLAY	0.00	0.00	0	0.00	0	36,358.00	85	0.00	42,958.00	6,600.00
TOTAL EXPENDITURES	22,282.58	155,452.32	70	18,512.59	6	233,842.66	77	0.00	303,674.60	69,831.94
OTHER FINANCING SOURCES (USES)										
TOTAL OTHER FINANCING SOURCES (USES)	0.00	0.00		0.00		0.00		0.00	0.00	0.00
NET CHANGE IN FUND BALANCE	15,319.38	64,024.78		1,127.45		85,474.42		0.00	-23,693.00	-109,167.42




FUND DEPT 2675-041 : VICTIM ADVOCACY GRT-ICJIA - STATES ATTORNEY

1/10/2024 1:29:53 PM

PERIOD ENDING 12/31/2023

	ACTUAL LAST YEAR			ACTUAL THIS YEAR				ENCUMBRANCE	BUDGET	UNENCUMBERED BALANCE
	CURRENT MONTH	YEAR TO DATE	%	CURRENT MONTH	%	YEAR TO DATE	%			
REVENUES										
TOTAL REVENUES	0.00	0.00	0	0.00	0	0.00	0	0.00	0.00	0.00
EXPENDITURES										
TOTAL EXPENDITURES	0.00	0.00	0	0.00	0	0.00	0	0.00	0.00	0.00
OTHER FINANCING SOURCES (USES)										
TOTAL OTHER FINANCING SOURCES (USES)	0.00	0.00		0.00		0.00		0.00	0.00	0.00
NET CHANGE IN FUND BALANCE	0.00	0.00		0.00		0.00		0.00	0.00	0.00




FUND DEPT 2676-011 : SOLID WASTE MANAGEMENT - SOLID WASTE MGMT

1/10/2024 1:29:53 PM

PERIOD ENDING 12/31/2023

	ACTUAL LAST YEAR			ACTUAL THIS YEAR				ENCUMBRANCE	BUDGET	UNENCUMBERED BALANCE
	CURRENT MONTH	YEAR TO DATE	%	CURRENT MONTH	%	YEAR TO DATE	%			
REVENUES										
4004 INTERGOVERNMENTAL REVENUE	0.00	19,478.40	77	656.39	2	26,386.39	87	0.00	30,200.00	3,813.61
4006 LICENSES AND PERMITS	2,310.00	6,825.00	156	1,750.00	40	3,080.00	70	0.00	4,375.00	1,295.00
4008 INVESTMENT EARNINGS	45.42	170.59	682	19.36	0	-294.99	0	0.00	0.00	294.99
4009 MISCELLANEOUS REVENUES	0.00	5,110.00	102	0.00	0	0.00	0	0.00	0.00	0.00
TOTAL REVENUES	2,355.42	31,583.99	91	2,425.75	7	29,171.40	84	0.00	34,575.00	5,403.60
EXPENDITURES										
5010 COMMODITIES	482.72	900.70	78	0.00	0	461.75	55	0.00	839.00	377.25
5020 SERVICES	0.00	32,926.73	85	2,525.00	6	26,623.01	68	0.00	39,000.00	12,376.99
TOTAL EXPENDITURES	482.72	33,827.43	85	2,525.00	6	27,084.76	68	0.00	39,839.00	12,754.24
NET CHANGE IN FUND BALANCE	1,872.70	-2,243.44		-99.25		2,086.64		0.00	-5,264.00	-7,350.64




FUND DEPT 2679-179 : CHILD ADVOCACY CENTER - CHILD ADVOCACY CENTER

1/10/2024 1:29:53 PM

PERIOD ENDING 12/31/2023

	ACTUAL LAST YEAR			ACTUAL THIS YEAR				ENCUMBRANCE	BUDGET	UNENCUMBERED BALANCE
	CURRENT MONTH	YEAR TO DATE	%	CURRENT MONTH	%	YEAR TO DATE	%			
REVENUES										
4004 INTERGOVERNMENTAL REVENUE	97,653.69	380,350.80	95	18,128.41	5	355,049.92	100	0.00	353,575.00	-1,474.92
4008 INVESTMENT EARNINGS	0.00	0.47	0	52.94	265	1,678.54	839 3	0.00	20.00	-1,658.54
4009 MISCELLANEOUS REVENUES	765.60	7,711.49	119	799.87	11	17,952.01	249	0.00	7,223.00	-10,729.01
TOTAL REVENUES	98,419.29	388,062.76	95	18,981.22	5	374,680.47	104	0.00	360,818.00	-13,862.47
EXPENDITURES										
5001 SALARIES AND WAGES	23,053.45	186,407.73	100	21,736.20	12	176,214.42	98	0.00	180,255.00	4,040.58
5003 FRINGE BENEFITS	7,530.93	54,366.38	96	5,101.68	10	52,413.14	98	0.00	53,472.00	1,058.86
5010 COMMODITIES	3,213.50	20,421.00	100	427.67	5	7,620.69	88	0.00	8,698.56	1,077.87
5020 SERVICES	23,415.71	160,530.27	100	14,498.78	13	102,567.85	89	0.00	115,352.44	12,784.59
TOTAL EXPENDITURES	57,213.59	421,725.38	99	41,764.33	12	338,816.10	95	0.00	357,778.00	18,961.90
NET CHANGE IN FUND BALANCE	41,205.70	-33,662.62		-22,783.11		35,864.37		0.00	3,040.00	-32,824.37




FUND DEPT 2685-031 : SPECIALTY COURTS FUND - CIRCUIT COURT

1/10/2024 1:29:53 PM

PERIOD ENDING 12/31/2023

	ACTUAL LAST YEAR			ACTUAL THIS YEAR				ENCUMBRANCE	BUDGET	UNENCUMBERED BALANCE
	CURRENT MONTH	YEAR TO DATE	%	CURRENT MONTH	%	YEAR TO DATE	%			
REVENUES										
4004 INTERGOVERNMENTAL REVENUE	4,068.50	40,484.70	85	8,316.00	5	47,253.25	31	0.00	153,304.50	106,051.25
4007 CHARGES FOR SERVICES	2,245.40	13,995.29	51	1,410.78	5	14,046.00	51	0.00	27,600.00	13,554.00
4008 INVESTMENT EARNINGS	393.97	1,684.20	168 4	131.01	131	1,574.16	157 4	0.00	100.00	-1,474.16
4009 MISCELLANEOUS REVENUES	0.00	0.00	0	200.00	0	1,700.00	0	0.00	0.00	-1,700.00
TOTAL REVENUES	6,707.87	56,164.19	75	10,057.79	6	64,573.41	36	0.00	181,004.50	116,431.09
EXPENDITURES										
5001 SALARIES AND WAGES	6,300.00	39,055.36	82	9,170.00	16	51,695.00	88	0.00	58,567.00	6,872.00
5003 FRINGE BENEFITS	1,048.74	8,740.06	48	968.57	5	5,791.12	31	0.00	18,773.50	12,982.38
5010 COMMODITIES	0.00	0.00	0	0.00	0	338.53	21	0.00	1,580.98	1,242.45
5020 SERVICES	322.37	7,895.81	63	3,454.81	3	7,644.43	7	0.00	110,716.02	103,071.59
TOTAL EXPENDITURES	7,671.11	55,691.23	71	13,593.38	7	65,469.08	35	0.00	189,637.50	124,168.42
OTHER FINANCING SOURCES (USES)										
TOTAL OTHER FINANCING SOURCES (USES)	0.00	0.00		0.00		0.00		0.00	0.00	0.00
NET CHANGE IN FUND BALANCE	-963.24	472.96		-3,535.59		-895.67		0.00	-8,633.00	-7,737.33




FUND DEPT 2685-140 : SPECIALTY COURTS FUND - CORRECTIONAL CENTER

1/10/2024 1:29:53 PM

PERIOD ENDING 12/31/2023

	ACTUAL LAST YEAR			ACTUAL THIS YEAR				ENCUMBRANCE	BUDGET	UNENCUMBERED BALANCE
	CURRENT MONTH	YEAR TO DATE	%	CURRENT MONTH	%	YEAR TO DATE	%			
REVENUES										
TOTAL REVENUES	0.00	0.00	0	0.00	0	0.00	0	0.00	0.00	0.00
NET CHANGE IN FUND BALANCE	0.00	0.00		0.00		0.00		0.00	0.00	0.00




FUND DEPT 2840-016 : ARPA - ADMINISTRATIVE SERVICES

1/10/2024 1:29:53 PM

PERIOD ENDING 12/31/2023

	ACTUAL LAST YEAR			ACTUAL THIS YEAR				ENCUMBRANCE	BUDGET	UNENCUMBERED BALANCE
	CURRENT MONTH	YEAR TO DATE	%	CURRENT MONTH	%	YEAR TO DATE	%			
REVENUES										
4004 INTERGOVERNMENTAL REVENUE	0.00	20,364,815.00	100	0.00	0	0.00	0	0.00	0.00	0.00
4008 INVESTMENT EARNINGS	142,270.54	206,994.60	162	4,728.50	4	348,550.86	290	0.00	120,000.00	-228,550.86
TOTAL REVENUES	142,270.54	20,571,809.60	100	4,728.50	4	348,550.86	290	0.00	120,000.00	-228,550.86
EXPENDITURES										
5001 SALARIES AND WAGES	0.00	21,072.75	98	0.00	0	0.00	0	0.00	0.00	0.00
5003 FRINGE BENEFITS	0.00	2,458.35	90	0.00	0	0.00	0	0.00	0.00	0.00
TOTAL EXPENDITURES	0.00	23,531.10	97	0.00	0	0.00	0	0.00	0.00	0.00
OTHER FINANCING SOURCES (USES)										
7001 OTHER FINANCING USES	-22,357.94	-93,454.96	6	-14,827.67	0	-96,210.00	1	0.00	-6,456,917.00	-6,360,707.00
TOTAL OTHER FINANCING SOURCES (USES)	-22,357.94	-93,454.96		-14,827.67		-96,210.00		0.00	-6,456,917.00	-6,360,707.00
NET CHANGE IN FUND BALANCE	119,912.60	20,454,823.54		-10,099.17		252,340.86		0.00	-6,336,917.00	-6,589,257.86




FUND DEPT 2840-043 : ARPA - EMERGENCY MGMT AGCY (EMA)

1/10/2024 1:29:53 PM

PERIOD ENDING 12/31/2023

	ACTUAL LAST YEAR			ACTUAL THIS YEAR				ENCUMBRANCE	BUDGET	UNENCUMBERED BALANCE
	CURRENT MONTH	YEAR TO DATE	%	CURRENT MONTH	%	YEAR TO DATE	%			
REVENUES										
TOTAL REVENUES	0.00	0.00	0	0.00	0	0.00	0	0.00	0.00	0.00
EXPENDITURES										
TOTAL EXPENDITURES	0.00	0.00	0	0.00	0	0.00	0	0.00	0.00	0.00
NET CHANGE IN FUND BALANCE	0.00	0.00		0.00		0.00		0.00	0.00	0.00




FUND DEPT 2840-075 : ARPA - GENERAL COUNTY

1/10/2024 1:29:53 PM

PERIOD ENDING 12/31/2023

	ACTUAL LAST YEAR			ACTUAL THIS YEAR				ENCUMBRANCE	BUDGET	UNENCUMBERED BALANCE
	CURRENT MONTH	YEAR TO DATE	%	CURRENT MONTH	%	YEAR TO DATE	%			
EXPENDITURES										
5001 SALARIES AND WAGES	0.00	593,388.00	100	8,689.50	28	20,199.90	64	0.00	31,449.00	11,249.10
5003 FRINGE BENEFITS	0.00	165,410.70	100	908.11	26	2,196.81	62	0.00	3,551.00	1,354.19
5010 COMMODITIES	35,763.44	236,023.51	95	20,074.44	39	50,235.17	96	0.00	52,114.00	1,878.83
5020 SERVICES	347,325.72	2,545,894.38	28	407,765.94	6	4,184,809.15	57	57,965.00	7,295,518.00	3,052,743.85
8000 CAPITAL OUTLAY	-9,826.25	2,531,716.36	32	0.00	0	2,566,478.00	31	508,249.00	8,287,433.00	5,212,706.00
TOTAL EXPENDITURES	373,262.91	6,072,432.95	34	437,437.99	3	6,823,919.03	44	566,214.00	15,670,065.00	8,279,931.97
OTHER FINANCING SOURCES (USES)										
6001 OTHER FINANCING SOURCES	0.00	0.00	0	0.00	0	127,535.00	0	0.00	0.00	-127,535.00
TOTAL OTHER FINANCING SOURCES (USES)	0.00	0.00		0.00		127,535.00		0.00	0.00	-127,535.00
NET CHANGE IN FUND BALANCE	-373,262.91	-6,072,432.95		-437,437.99		-6,696,384.03		-566,214.00	-15,670,065.00	-8,407,466.97




FUND DEPT 2932-932 : INDOOR CLIMATE RESOURCES AGENCY - INDOOR CLIMATE RESOURCES AGENCY

1/10/2024 1:29:53 PM

PERIOD ENDING 12/31/2023

	ACTUAL LAST YEAR			ACTUAL THIS YEAR				ENCUMBRANCE	BUDGET	UNENCUMBERED BALANCE
	CURRENT MONTH	YEAR TO DATE	%	CURRENT MONTH	%	YEAR TO DATE	%			
REVENUES										
TOTAL REVENUES	<i>0.00</i>	<i>0.00</i>	<i>0</i>	<i>0.00</i>	<i>0</i>	<i>0.00</i>	<i>0</i>	<i>0.00</i>	<i>0.00</i>	<i>0.00</i>
EXPENDITURES										
TOTAL EXPENDITURES	<i>0.00</i>	<i>0.00</i>	<i>0</i>	<i>0.00</i>	<i>0</i>	<i>0.00</i>	<i>0</i>	<i>0.00</i>	<i>0.00</i>	<i>0.00</i>
NET CHANGE IN FUND BALANCE	<i>0.00</i>	<i>0.00</i>		<i>0.00</i>		<i>0.00</i>		<i>0.00</i>	<i>0.00</i>	<i>0.00</i>




FUND DEPT 3105-010 : CAPITAL ASSET REPLCMT FND - COUNTY BOARD

1/10/2024 1:29:53 PM

PERIOD ENDING 12/31/2023

	ACTUAL LAST YEAR			ACTUAL THIS YEAR				ENCUMBRANCE	BUDGET	UNENCUMBERED BALANCE
	CURRENT MONTH	YEAR TO DATE	%	CURRENT MONTH	%	YEAR TO DATE	%			
REVENUES										
4008 INVESTMENT EARNINGS	24,506.25	66,430.94	166 1	5,026.87	17	334,354.17	111 5	0.00	30,000.00	-304,354.17
TOTAL REVENUES	24,506.25	66,430.94	166 1	5,026.87	17	334,354.17	111 5	0.00	30,000.00	-304,354.17
EXPENDITURES										
5010 COMMODITIES	0.00	0.00	0	0.00	0	0.00	0	0.00	2,000.00	2,000.00
5020 SERVICES	92,855.00	3,183,058.13	85	75,511.32	6	654,771.67	50	0.00	1,308,000.00	653,228.33
TOTAL EXPENDITURES	92,855.00	3,183,058.13	85	75,511.32	6	654,771.67	50	0.00	1,310,000.00	655,228.33
OTHER FINANCING SOURCES (USES)										
6001 OTHER FINANCING SOURCES	3,750,000.00	3,750,000.00	100	0.00	0	0.00	0	0.00	200,000.00	200,000.00
TOTAL OTHER FINANCING SOURCES (USES)	3,750,000.00	3,750,000.00		0.00		0.00		0.00	200,000.00	200,000.00
NET CHANGE IN FUND BALANCE	3,681,651.25	633,372.81		-70,484.45		-320,417.50		0.00	-1,080,000.00	-759,582.50




FUND DEPT 3105-016 : CAPITAL ASSET REPLCMT FND - ADMINISTRATIVE SERVICES

1/10/2024 1:29:53 PM

PERIOD ENDING 12/31/2023

	ACTUAL LAST YEAR			ACTUAL THIS YEAR				ENCUMBRANCE	BUDGET	UNENCUMBERED BALANCE
	CURRENT MONTH	YEAR TO DATE	%	CURRENT MONTH	%	YEAR TO DATE	%			
REVENUES										
TOTAL REVENUES	0.00	0.00	0	0.00	0	0.00	0	0.00	0.00	0.00
EXPENDITURES										
5010 COMMODITIES	3,738.00	4,518.00	51	0.00	0	0.00	0	0.00	10,057.00	10,057.00
5020 SERVICES	-2,000.00	2,999.00	60	0.00	0	4,999.00	14	0.00	35,000.00	30,001.00
8000 CAPITAL OUTLAY	0.00	0.00	0	0.00	0	0.00	0	0.00	19,909.00	19,909.00
TOTAL EXPENDITURES	1,738.00	7,517.00	26	0.00	0	4,999.00	8	0.00	64,966.00	59,967.00
OTHER FINANCING SOURCES (USES)										
6001 OTHER FINANCING SOURCES	5,486.00	5,486.00	100	0.00	0	0.00	0	0.00	35,384.00	35,384.00
TOTAL OTHER FINANCING SOURCES (USES)	5,486.00	5,486.00		0.00		0.00		0.00	35,384.00	35,384.00
NET CHANGE IN FUND BALANCE	3,748.00	-2,031.00		0.00		-4,999.00		0.00	-29,582.00	-24,583.00




FUND DEPT 3105-020 : CAPITAL ASSET REPLCMT FND - AUDITOR

1/10/2024 1:29:53 PM

PERIOD ENDING 12/31/2023

	ACTUAL LAST YEAR			ACTUAL THIS YEAR				ENCUMBRANCE	BUDGET	UNENCUMBERED BALANCE
	CURRENT MONTH	YEAR TO DATE	%	CURRENT MONTH	%	YEAR TO DATE	%			
EXPENDITURES										
5010 COMMODITIES	0.00	0.00	0	0.00	0	4,720.00	95	0.00	4,950.00	230.00
TOTAL EXPENDITURES	0.00	0.00	0	0.00	0	4,720.00	95	0.00	4,950.00	230.00
OTHER FINANCING SOURCES (USES)										
6001 OTHER FINANCING SOURCES	3,665.00	3,665.00	100	0.00	0	0.00	0	0.00	1,257.00	1,257.00
TOTAL OTHER FINANCING SOURCES (USES)	3,665.00	3,665.00		0.00		0.00		0.00	1,257.00	1,257.00
NET CHANGE IN FUND BALANCE	3,665.00	3,665.00		0.00		-4,720.00		0.00	-3,693.00	1,027.00




FUND DEPT 3105-021 : CAPITAL ASSET REPLCMT FND - BOARD OF REVIEW

1/10/2024 1:29:53 PM

PERIOD ENDING 12/31/2023

	ACTUAL LAST YEAR			ACTUAL THIS YEAR				ENCUMBRANCE	BUDGET	UNENCUMBERED BALANCE
	CURRENT MONTH	YEAR TO DATE	%	CURRENT MONTH	%	YEAR TO DATE	%			
EXPENDITURES										
TOTAL EXPENDITURES	0.00	0.00	0	0.00	0	0.00	0	0.00	0.00	0.00
OTHER FINANCING SOURCES (USES)										
6001 OTHER FINANCING SOURCES	975.00	975.00	100	0.00	0	0.00	0	0.00	0.00	0.00
TOTAL OTHER FINANCING SOURCES (USES)	975.00	975.00		0.00		0.00		0.00	0.00	0.00
NET CHANGE IN FUND BALANCE	975.00	975.00		0.00		0.00		0.00	0.00	0.00




FUND DEPT 3105-022 : CAPITAL ASSET REPLCMT FND - COUNTY CLERK

1/10/2024 1:29:53 PM

PERIOD ENDING 12/31/2023

	ACTUAL LAST YEAR			ACTUAL THIS YEAR				ENCUMBRANCE	BUDGET	UNENCUMBERED BALANCE
	CURRENT MONTH	YEAR TO DATE	%	CURRENT MONTH	%	YEAR TO DATE	%			
EXPENDITURES										
TOTAL EXPENDITURES	0.00	0.00	0	0.00	0	0.00	0	0.00	0.00	0.00
OTHER FINANCING SOURCES (USES)										
6001 OTHER FINANCING SOURCES	6,250.00	6,250.00	100	0.00	0	0.00	0	0.00	0.00	0.00
TOTAL OTHER FINANCING SOURCES (USES)	6,250.00	6,250.00		0.00		0.00		0.00	0.00	0.00
NET CHANGE IN FUND BALANCE	6,250.00	6,250.00		0.00		0.00		0.00	0.00	0.00




FUND DEPT 3105-025 : CAPITAL ASSET REPLCMT FND - SUPERVISOR OF ASSESSMENT

1/10/2024 1:29:53 PM

PERIOD ENDING 12/31/2023

	ACTUAL LAST YEAR			ACTUAL THIS YEAR				ENCUMBRANCE	BUDGET	UNENCUMBERED BALANCE
	CURRENT MONTH	YEAR TO DATE	%	CURRENT MONTH	%	YEAR TO DATE	%			
EXPENDITURES										
5010 COMMODITIES	0.00	2,340.00	45	0.00	0	5,971.00	76	0.00	7,869.00	1,898.00
5020 SERVICES	0.00	5,325.18	90	0.00	0	5,852.21	98	0.00	6,000.00	147.79
TOTAL EXPENDITURES	0.00	7,665.18	69	0.00	0	11,823.21	85	0.00	13,869.00	2,045.79
OTHER FINANCING SOURCES (USES)										
6001 OTHER FINANCING SOURCES	10,593.00	10,593.00	100	0.00	0	0.00	0	0.00	8,975.00	8,975.00
TOTAL OTHER FINANCING SOURCES (USES)	10,593.00	10,593.00		0.00		0.00		0.00	8,975.00	8,975.00
NET CHANGE IN FUND BALANCE	10,593.00	2,927.82		0.00		-11,823.21		0.00	-4,894.00	6,929.21




FUND DEPT 3105-026 : CAPITAL ASSET REPLCMT FND - COUNTY TREASURER

1/10/2024 1:29:53 PM

PERIOD ENDING 12/31/2023

	ACTUAL LAST YEAR			ACTUAL THIS YEAR				ENCUMBRANCE	BUDGET	UNENCUMBERED BALANCE
	CURRENT MONTH	YEAR TO DATE	%	CURRENT MONTH	%	YEAR TO DATE	%			
EXPENDITURES										
5010 COMMODITIES	0.00	0.00	0	0.00	0	8,908.00	75	0.00	11,900.00	2,992.00
TOTAL EXPENDITURES	0.00	0.00	0	0.00	0	8,908.00	75	0.00	11,900.00	2,992.00
OTHER FINANCING SOURCES (USES)										
6001 OTHER FINANCING SOURCES	11,710.00	11,710.00	100	0.00	0	0.00	0	0.00	0.00	0.00
TOTAL OTHER FINANCING SOURCES (USES)	11,710.00	11,710.00		0.00		0.00		0.00	0.00	0.00
NET CHANGE IN FUND BALANCE	11,710.00	11,710.00		0.00		-8,908.00		0.00	-11,900.00	-2,992.00




FUND DEPT 3105-028 : CAPITAL ASSET REPLCMT FND - INFORMATION TECHNOLOGY (IT)

1/10/2024 1:29:53 PM

PERIOD ENDING 12/31/2023

	ACTUAL LAST YEAR			ACTUAL THIS YEAR				ENCUMBRANCE	BUDGET	UNENCUMBERED BALANCE
	CURRENT MONTH	YEAR TO DATE	%	CURRENT MONTH	%	YEAR TO DATE	%			
REVENUES										
4009 MISCELLANEOUS REVENUES	0.00	0.00	0	0.00	0	35,205.31	0	0.00	0.00	-35,205.31
TOTAL REVENUES	0.00	0.00	0	0.00	0	35,205.31	0	0.00	0.00	-35,205.31
EXPENDITURES										
5010 COMMODITIES	0.00	19,333.99	69	4,800.00	3	178,846.65	100	0.00	179,262.00	415.35
5020 SERVICES	-81,953.33	568,063.72	50	44,493.99	5	629,804.37	70	0.00	893,946.00	264,141.63
8000 CAPITAL OUTLAY	0.00	0.00	0	114,809.95	17	399,106.51	59	0.00	677,471.00	278,364.49
TOTAL EXPENDITURES	-81,953.33	587,397.71	35	164,103.94	9	1,207,757.53	69	0.00	1,750,679.00	542,921.47
OTHER FINANCING SOURCES (USES)										
6001 OTHER FINANCING SOURCES	1,237,853.00	1,237,853.00	92	0.00	0	0.00	0	0.00	726,067.00	726,067.00
TOTAL OTHER FINANCING SOURCES (USES)	1,237,853.00	1,237,853.00		0.00		0.00		0.00	726,067.00	726,067.00
NET CHANGE IN FUND BALANCE	1,319,806.33	650,455.29		-164,103.94		-1,172,552.22		0.00	-1,024,612.00	147,940.22




FUND DEPT 3105-036 : CAPITAL ASSET REPLCMT FND - PUBLIC DEFENDER

1/10/2024 1:29:53 PM

PERIOD ENDING 12/31/2023

	ACTUAL LAST YEAR			ACTUAL THIS YEAR				ENCUMBRANCE	BUDGET	UNENCUMBERED BALANCE
	CURRENT MONTH	YEAR TO DATE	%	CURRENT MONTH	%	YEAR TO DATE	%			
EXPENDITURES										
5010 COMMODITIES	0.00	6,104.89	63	0.00	0	6,255.00	84	0.00	7,450.00	1,195.00
TOTAL EXPENDITURES	0.00	6,104.89	63	0.00	0	6,255.00	84	0.00	7,450.00	1,195.00
OTHER FINANCING SOURCES (USES)										
6001 OTHER FINANCING SOURCES	11,883.00	11,883.00	100	0.00	0	0.00	0	0.00	0.00	0.00
TOTAL OTHER FINANCING SOURCES (USES)	11,883.00	11,883.00		0.00		0.00		0.00	0.00	0.00
NET CHANGE IN FUND BALANCE	11,883.00	5,778.11		0.00		-6,255.00		0.00	-7,450.00	-1,195.00




FUND DEPT 3105-040 : CAPITAL ASSET REPLCMT FND - SHERIFF

1/10/2024 1:29:53 PM

PERIOD ENDING 12/31/2023

	ACTUAL LAST YEAR			ACTUAL THIS YEAR				ENCUMBRANCE	BUDGET	UNENCUMBERED BALANCE
	CURRENT MONTH	YEAR TO DATE	%	CURRENT MONTH	%	YEAR TO DATE	%			
EXPENDITURES										
5010 COMMODITIES	0.00	196,034.58	98	0.00	0	5,948.04	21	0.00	28,965.00	23,016.96
5020 SERVICES	0.00	34,080.00	74	8,520.00	25	34,080.00	100	0.00	34,080.00	0.00
TOTAL EXPENDITURES	0.00	230,114.58	94	8,520.00	14	40,028.04	63	0.00	63,045.00	23,016.96
OTHER FINANCING SOURCES (USES)										
6001 OTHER FINANCING SOURCES	143,346.00	143,346.00	100	0.00	0	0.00	0	0.00	48,367.00	48,367.00
TOTAL OTHER FINANCING SOURCES (USES)	143,346.00	143,346.00		0.00		0.00		0.00	48,367.00	48,367.00
NET CHANGE IN FUND BALANCE	143,346.00	-86,768.58		-8,520.00		-40,028.04		0.00	-14,678.00	25,350.04




FUND DEPT 3105-041 : CAPITAL ASSET REPLCMT FND - STATES ATTORNEY

1/10/2024 1:29:53 PM

PERIOD ENDING 12/31/2023

	ACTUAL LAST YEAR			ACTUAL THIS YEAR				ENCUMBRANCE	BUDGET	UNENCUMBERED BALANCE
	CURRENT MONTH	YEAR TO DATE	%	CURRENT MONTH	%	YEAR TO DATE	%			
EXPENDITURES										
5010 COMMODITIES	6,244.00	31,530.00	95	0.00	0	0.00	0	0.00	4,850.00	4,850.00
5020 SERVICES	345.00	345.00	1	0.00	0	0.00	0	0.00	0.00	0.00
TOTAL EXPENDITURES	6,589.00	31,875.00	37	0.00	0	0.00	0	0.00	4,850.00	4,850.00
OTHER FINANCING SOURCES (USES)										
6001 OTHER FINANCING SOURCES	44,848.00	44,848.00	100	0.00	0	0.00	0	0.00	81,422.00	81,422.00
TOTAL OTHER FINANCING SOURCES (USES)	44,848.00	44,848.00		0.00		0.00		0.00	81,422.00	81,422.00
NET CHANGE IN FUND BALANCE	38,259.00	12,973.00		0.00		0.00		0.00	76,572.00	76,572.00




FUND DEPT 3105-042 : CAPITAL ASSET REPLCMT FND - CORONER

1/10/2024 1:29:53 PM

PERIOD ENDING 12/31/2023

	ACTUAL LAST YEAR			ACTUAL THIS YEAR				ENCUMBRANCE	BUDGET	UNENCUMBERED BALANCE
	CURRENT MONTH	YEAR TO DATE	%	CURRENT MONTH	%	YEAR TO DATE	%			
EXPENDITURES										
5010 COMMODITIES	0.00	22,029.80	80	0.00	0	0.00	0	0.00	14,206.00	14,206.00
TOTAL EXPENDITURES	0.00	22,029.80	61	0.00	0	0.00	0	0.00	14,206.00	14,206.00
OTHER FINANCING SOURCES (USES)										
TOTAL OTHER FINANCING SOURCES (USES)	0.00	0.00		0.00		0.00		0.00	0.00	0.00
NET CHANGE IN FUND BALANCE	0.00	-22,029.80		0.00		0.00		0.00	-14,206.00	-14,206.00




FUND DEPT 3105-043 : CAPITAL ASSET REPLCMT FND - EMERGENCY MGMT AGCY (EMA)

1/10/2024 1:29:53 PM

PERIOD ENDING 12/31/2023

	ACTUAL LAST YEAR			ACTUAL THIS YEAR				ENCUMBRANCE	BUDGET	UNENCUMBERED BALANCE
	CURRENT MONTH	YEAR TO DATE	%	CURRENT MONTH	%	YEAR TO DATE	%			
EXPENDITURES										
5010 COMMODITIES	0.00	0.00	0	0.00	0	1,180.00	28	0.00	4,225.00	3,045.00
8000 CAPITAL OUTLAY	0.00	0.00	0	0.00	0	0.00	0	0.00	116,200.00	116,200.00
TOTAL EXPENDITURES	0.00	0.00	0	0.00	0	1,180.00	1	0.00	120,425.00	119,245.00
OTHER FINANCING SOURCES (USES)										
6001 OTHER FINANCING SOURCES	36,600.00	36,600.00	100	0.00	0	0.00	0	0.00	15,692.00	15,692.00
TOTAL OTHER FINANCING SOURCES (USES)	36,600.00	36,600.00		0.00		0.00		0.00	15,692.00	15,692.00
NET CHANGE IN FUND BALANCE	36,600.00	36,600.00		0.00		-1,180.00		0.00	-104,733.00	-103,553.00




FUND DEPT 3105-051 : CAPITAL ASSET REPLCMT FND - JUVENILE DETENTION CENTER

1/10/2024 1:29:53 PM

PERIOD ENDING 12/31/2023

	ACTUAL LAST YEAR			ACTUAL THIS YEAR				ENCUMBRANCE	BUDGET	UNENCUMBERED BALANCE
	CURRENT MONTH	YEAR TO DATE	%	CURRENT MONTH	%	YEAR TO DATE	%			
EXPENDITURES										
5010 COMMODITIES	0.00	1,073.00	18	9,083.00	42	15,452.00	71	0.00	21,739.00	6,287.00
5020 SERVICES	0.00	6,309.25	100	0.00	0	3,995.00	57	0.00	7,000.00	3,005.00
8000 CAPITAL OUTLAY	0.00	0.00	0	-9,083.00	-17	6,052.61	11	0.00	54,667.00	48,614.39
TOTAL EXPENDITURES	0.00	7,382.25	11	0.00	0	25,499.61	31	0.00	83,406.00	57,906.39
OTHER FINANCING SOURCES (USES)										
6001 OTHER FINANCING SOURCES	70,092.00	70,092.00	100	0.00	0	0.00	0	0.00	14,767.00	14,767.00
TOTAL OTHER FINANCING SOURCES (USES)	70,092.00	70,092.00		0.00		0.00		0.00	14,767.00	14,767.00
NET CHANGE IN FUND BALANCE	70,092.00	62,709.75		0.00		-25,499.61		0.00	-68,639.00	-43,139.39




FUND DEPT 3105-052 : CAPITAL ASSET REPLCMT FND - COURT SERVICES -PROBATION

1/10/2024 1:29:53 PM

PERIOD ENDING 12/31/2023

	ACTUAL LAST YEAR			ACTUAL THIS YEAR				ENCUMBRANCE	BUDGET	UNENCUMBERED BALANCE
	CURRENT MONTH	YEAR TO DATE	%	CURRENT MONTH	%	YEAR TO DATE	%			
EXPENDITURES										
5010 COMMODITIES	0.00	6,595.44	51	0.00	0	43,720.00	53	0.00	82,825.00	39,105.00
8000 CAPITAL OUTLAY	0.00	0.00	0	0.00	0	0.00	0	0.00	7,601.00	7,601.00
TOTAL EXPENDITURES	0.00	6,595.44	24	0.00	0	43,720.00	48	0.00	90,426.00	46,706.00
OTHER FINANCING SOURCES (USES)										
6001 OTHER FINANCING SOURCES	30,616.00	30,616.00	100	10,000.00	25	10,000.00	25	0.00	39,523.00	29,523.00
TOTAL OTHER FINANCING SOURCES (USES)	30,616.00	30,616.00		10,000.00		10,000.00		0.00	39,523.00	29,523.00
NET CHANGE IN FUND BALANCE	30,616.00	24,020.56		10,000.00		-33,720.00		0.00	-50,903.00	-17,183.00




FUND DEPT 3105-059 : CAPITAL ASSET REPLCMT FND - FACILITIES PLANNING

1/10/2024 1:29:53 PM


PERIOD ENDING 12/31/2023

	ACTUAL LAST YEAR			ACTUAL THIS YEAR				ENCUMBRANCE	BUDGET	UNENCUMBERED BALANCE
	CURRENT MONTH	YEAR TO DATE	%	CURRENT MONTH	%	YEAR TO DATE	%			
REVENUES										
4008 INVESTMENT EARNINGS	2,489.58	2,489.58	0	145,955.81	0	1,264,570.73	0	0.00	0.00	-1,264,570.73
4009 MISCELLANEOUS REVENUES	9,182.29	9,182.29	0	0.00	0	130,995.62	0	0.00	0.00	-130,995.62
TOTAL REVENUES	11,671.87	11,671.87	0	145,955.81	0	1,395,566.35	0	0.00	0.00	-1,395,566.35
EXPENDITURES										
5010 COMMODITIES	0.00	19,225.00	100	0.00	0	0.00	0	0.00	0.00	0.00
5020 SERVICES	440,161.29	827,737.94	77	2,250.00	1	46,937.01	13	0.00	350,000.00	303,062.99
8000 CAPITAL OUTLAY	365,248.42	2,512,576.45	56	2,702,852.21	6	22,556,598.20	48	53,629.17	46,916,315.00	24,306,087.63
TOTAL EXPENDITURES	805,409.71	3,359,539.39	60	2,705,102.21	6	22,603,535.21	48	53,629.17	47,266,315.00	24,609,150.62
OTHER FINANCING SOURCES (USES)										
6001 OTHER FINANCING SOURCES	39,905,831.25	39,905,831.25	100	0.00	0	0.00	0	0.00	9,460,000.00	9,460,000.00
TOTAL OTHER FINANCING SOURCES (USES)	39,905,831.25	39,905,831.25		0.00		0.00		0.00	9,460,000.00	9,460,000.00
NET CHANGE IN FUND BALANCE	39,112,093.41	36,557,963.73		-2,559,146.40		-21,207,968.86		-53,629.17	-37,806,315.00	-16,544,716.97



PERIOD ENDING 12/31/2023

	ACTUAL LAST YEAR			ACTUAL THIS YEAR				ENCUMBRANCE	BUDGET	UNENCUMBERED BALANCE
	CURRENT MONTH	YEAR TO DATE	%	CURRENT MONTH	%	YEAR TO DATE	%			
EXPENDITURES										
5010 COMMODITIES	0.00	0.00	0	0.00	0	4,638.00	6	0.00	73,150.00	68,512.00
8000 CAPITAL OUTLAY	0.00	38,107.00	50	0.00	0	0.00	0	69,393.00	102,150.00	32,757.00
TOTAL EXPENDITURES	0.00	38,107.00	44	0.00	0	4,638.00	3	69,393.00	175,300.00	101,269.00
OTHER FINANCING SOURCES (USES)										
6001 OTHER FINANCING SOURCES	187,782.00	187,782.00	100	0.00	0	0.00	0	0.00	135,247.00	135,247.00
TOTAL OTHER FINANCING SOURCES (USES)	187,782.00	187,782.00		0.00		0.00		0.00	135,247.00	135,247.00
NET CHANGE IN FUND BALANCE	187,782.00	149,675.00		0.00		-4,638.00		-69,393.00	-40,053.00	33,978.00




FUND DEPT 3105-077 : CAPITAL ASSET REPLCMT FND - ZONING AND ENFORCE (P&Z)

1/10/2024 1:29:53 PM

PERIOD ENDING 12/31/2023

	ACTUAL LAST YEAR			ACTUAL THIS YEAR				ENCUMBRANCE	BUDGET	UNENCUMBERED BALANCE
	CURRENT MONTH	YEAR TO DATE	%	CURRENT MONTH	%	YEAR TO DATE	%			
EXPENDITURES										
5010 COMMODITIES	0.00	2,400.00	62	0.00	0	1,938.00	50	0.00	3,900.00	1,962.00
5020 SERVICES	0.00	0.00	0	0.00	0	0.00	0	0.00	30,080.00	30,080.00
TOTAL EXPENDITURES	0.00	2,400.00	8	0.00	0	1,938.00	6	0.00	33,980.00	32,042.00
OTHER FINANCING SOURCES (USES)										
6001 OTHER FINANCING SOURCES	28,323.00	28,323.00	100	0.00	0	0.00	0	0.00	6,455.00	6,455.00
TOTAL OTHER FINANCING SOURCES (USES)	28,323.00	28,323.00		0.00		0.00		0.00	6,455.00	6,455.00
NET CHANGE IN FUND BALANCE	28,323.00	25,923.00		0.00		-1,938.00		0.00	-27,525.00	-25,587.00




FUND DEPT 3105-140 : CAPITAL ASSET REPLCMT FND - CORRECTIONAL CENTER

1/10/2024 1:29:53 PM

PERIOD ENDING 12/31/2023

	ACTUAL LAST YEAR			ACTUAL THIS YEAR				ENCUMBRANCE	BUDGET	UNENCUMBERED BALANCE
	CURRENT MONTH	YEAR TO DATE	%	CURRENT MONTH	%	YEAR TO DATE	%			
EXPENDITURES										
5010 COMMODITIES	0.00	69,429.92	63	0.00	0	969.00	3	0.00	32,422.00	31,453.00
5020 SERVICES	507.00	166,428.70	96	26,328.50	18	114,178.68	76	0.00	150,114.00	35,935.32
8000 CAPITAL OUTLAY	0.00	0.00	0	0.00	0	0.00	0	0.00	214,335.00	214,335.00
TOTAL EXPENDITURES	507.00	235,858.62	66	26,328.50	7	115,147.68	29	0.00	396,871.00	281,723.32
OTHER FINANCING SOURCES (USES)										
6001 OTHER FINANCING SOURCES	274,761.00	274,761.00	100	0.00	0	0.00	0	0.00	250,579.00	250,579.00
TOTAL OTHER FINANCING SOURCES (USES)	274,761.00	274,761.00		0.00		0.00		0.00	250,579.00	250,579.00
NET CHANGE IN FUND BALANCE	274,254.00	38,902.38		-26,328.50		-115,147.68		0.00	-146,292.00	-31,144.32




FUND DEPT 3303-010 : COURT COMPLEX CONSTR FUND - COUNTY BOARD

1/10/2024 1:29:53 PM

PERIOD ENDING 12/31/2023

	ACTUAL LAST YEAR			ACTUAL THIS YEAR				ENCUMBRANCE	BUDGET	UNENCUMBERED BALANCE
	CURRENT MONTH	YEAR TO DATE	%	CURRENT MONTH	%	YEAR TO DATE	%			
REVENUES										
4008 INVESTMENT EARNINGS	34.25	381.65	152 7	19.07	38	611.26	122 3	0.00	50.00	-561.26
TOTAL REVENUES	34.25	381.65	152 7	19.07	38	611.26	122 3	0.00	50.00	-561.26
EXPENDITURES										
5020 SERVICES	0.00	0.00	0	0.00	0	0.00	0	0.00	17,133.00	17,133.00
TOTAL EXPENDITURES	0.00	0.00	0	0.00	0	0.00	0	0.00	17,133.00	17,133.00
OTHER FINANCING SOURCES (USES)										
TOTAL OTHER FINANCING SOURCES (USES)	0.00	0.00		0.00		0.00		0.00	0.00	0.00
NET CHANGE IN FUND BALANCE	34.25	381.65		19.07		611.26		0.00	-17,083.00	-17,694.26




FUND DEPT 4074-010 : 2003 NURS HM BOND DBT SRV - COUNTY BOARD

1/10/2024 1:29:53 PM

PERIOD ENDING 12/31/2023

	ACTUAL LAST YEAR			ACTUAL THIS YEAR				ENCUMBRANCE	BUDGET	UNENCUMBERED BALANCE
	CURRENT MONTH	YEAR TO DATE	%	CURRENT MONTH	%	YEAR TO DATE	%			
REVENUES										
TOTAL REVENUES	<i>0.00</i>	<i>0.00</i>	<i>0</i>	<i>0.00</i>	<i>0</i>	<i>0.00</i>	<i>0</i>	<i>0.00</i>	<i>0.00</i>	<i>0.00</i>
EXPENDITURES										
TOTAL EXPENDITURES	<i>0.00</i>	<i>0.00</i>	<i>0</i>	<i>0.00</i>	<i>0</i>	<i>0.00</i>	<i>0</i>	<i>0.00</i>	<i>0.00</i>	<i>0.00</i>
OTHER FINANCING SOURCES (USES)										
TOTAL OTHER FINANCING SOURCES (USES)	<i>0.00</i>	<i>0.00</i>		<i>0.00</i>		<i>0.00</i>		<i>0.00</i>	<i>0.00</i>	<i>0.00</i>
NET CHANGE IN FUND BALANCE	0.00	0.00		0.00		0.00		0.00	0.00	0.00




FUND DEPT 4350-010 : HWY FACIL BOND DEBT SERVICE - COUNTY BOARD

1/10/2024 1:29:53 PM

PERIOD ENDING 12/31/2023

	ACTUAL LAST YEAR			ACTUAL THIS YEAR				ENCUMBRANCE	BUDGET	UNENCUMBERED BALANCE
	CURRENT MONTH	YEAR TO DATE	%	CURRENT MONTH	%	YEAR TO DATE	%			
REVENUES										
TOTAL REVENUES	0.00	0.00	0	0.00	0	0.00	0	0.00	0.00	0.00
OTHER FINANCING SOURCES (USES)										
TOTAL OTHER FINANCING SOURCES (USES)	0.00	0.00		0.00		0.00		0.00	0.00	0.00
NET CHANGE IN FUND BALANCE	0.00	0.00		0.00		0.00		0.00	0.00	0.00




FUND DEPT 5081-075 : NURSING HOME - GENERAL COUNTY

1/10/2024 1:29:53 PM

PERIOD ENDING 12/31/2023

	ACTUAL LAST YEAR			ACTUAL THIS YEAR				ENCUMBRANCE	BUDGET	UNENCUMBERED BALANCE
	CURRENT MONTH	YEAR TO DATE	%	CURRENT MONTH	%	YEAR TO DATE	%			
OTHER FINANCING SOURCES (USES)										
TOTAL OTHER FINANCING SOURCES (USES)	<i>0.00</i>	<i>0.00</i>		<i>0.00</i>		<i>0.00</i>		<i>0.00</i>	<i>0.00</i>	<i>0.00</i>
NET CHANGE IN FUND BALANCE	0.00	0.00		0.00		0.00		0.00	0.00	0.00




FUND DEPT 5081-120 : NURSING HOME - EMPLOYEE GROUP INSURANCE

1/10/2024 1:29:53 PM

PERIOD ENDING 12/31/2023

	ACTUAL LAST YEAR			ACTUAL THIS YEAR				ENCUMBRANCE	BUDGET	UNENCUMBERED BALANCE
	CURRENT MONTH	YEAR TO DATE	%	CURRENT MONTH	%	YEAR TO DATE	%			
OTHER FINANCING SOURCES (USES)										
TOTAL OTHER FINANCING SOURCES (USES)	<i>0.00</i>	<i>0.00</i>		<i>0.00</i>		<i>0.00</i>		<i>0.00</i>	<i>0.00</i>	<i>0.00</i>
NET CHANGE IN FUND BALANCE	0.00	0.00		0.00		0.00		0.00	0.00	0.00




FUND DEPT 5081-405 : NURSING HOME - NURSING HOME TRANSITION

1/10/2024 1:29:53 PM

PERIOD ENDING 12/31/2023

	ACTUAL LAST YEAR			ACTUAL THIS YEAR				ENCUMBRANCE	BUDGET	UNENCUMBERED BALANCE
	CURRENT MONTH	YEAR TO DATE	%	CURRENT MONTH	%	YEAR TO DATE	%			
REVENUES										
4009 MISCELLANEOUS REVENUES	0.00	111,265.38	101	0.00	0	0.00	0	0.00	0.00	0.00
TOTAL REVENUES	0.00	111,265.38	101	0.00	0	0.00	0	0.00	0.00	0.00
EXPENDITURES										
TOTAL EXPENDITURES	0.00	0.00	0	0.00	0	0.00	0	0.00	0.00	0.00
OTHER FINANCING SOURCES (USES)										
TOTAL OTHER FINANCING SOURCES (USES)	0.00	0.00		0.00		0.00		0.00	0.00	0.00
NET CHANGE IN FUND BALANCE	0.00	111,265.38		0.00		0.00		0.00	0.00	0.00




FUND DEPT 5081-410 : NURSING HOME - ADMINISTRATIVE

1/10/2024 1:29:53 PM

PERIOD ENDING 12/31/2023

	ACTUAL LAST YEAR			ACTUAL THIS YEAR				ENCUMBRANCE	BUDGET	UNENCUMBERED BALANCE
	CURRENT MONTH	YEAR TO DATE	%	CURRENT MONTH	%	YEAR TO DATE	%			
REVENUES										
4007 CHARGES FOR SERVICES	0.00	11,044.04	0	0.00	0	0.00	0	0.00	0.00	0.00
4008 INVESTMENT EARNINGS	313.29	1,472.97	0	0.63	0	4,431.23	1108	0.00	400.00	-4,031.23
4009 MISCELLANEOUS REVENUES	0.00	0.00	0	0.00	0	-116,416.22	0	0.00	0.00	116,416.22
TOTAL REVENUES	313.29	12,517.01	0	0.63	0	-111,984.99	27996	0.00	400.00	112,384.99
EXPENDITURES										
5020 SERVICES	722.24	12,930.04	52	0.00	0	121,816.29	74	0.00	165,000.00	43,183.71
TOTAL EXPENDITURES	722.24	12,930.04	52	0.00	0	121,816.29	74	0.00	165,000.00	43,183.71
OTHER FINANCING SOURCES (USES)										
TOTAL OTHER FINANCING SOURCES (USES)	0.00	0.00		0.00		0.00		0.00	0.00	0.00
NET CHANGE IN FUND BALANCE	-408.95	-413.03		0.63		-233,801.28		0.00	-164,600.00	69,201.28




FUND DEPT 5081-415 : NURSING HOME - ENVIRONMENTAL SERVICES

1/10/2024 1:29:53 PM

PERIOD ENDING 12/31/2023

	ACTUAL LAST YEAR			ACTUAL THIS YEAR				ENCUMBRANCE	BUDGET	UNENCUMBERED BALANCE
	CURRENT MONTH	YEAR TO DATE	%	CURRENT MONTH	%	YEAR TO DATE	%			
EXPENDITURES										
TOTAL EXPENDITURES	0.00	0.00	0	0.00	0	0.00	0	0.00	0.00	0.00
NET CHANGE IN FUND BALANCE	0.00	0.00		0.00		0.00		0.00	0.00	0.00




FUND DEPT 5081-420 : NURSING HOME - LAUNDRY

1/10/2024 1:29:53 PM

PERIOD ENDING 12/31/2023

	ACTUAL LAST YEAR			ACTUAL THIS YEAR				ENCUMBRANCE	BUDGET	UNENCUMBERED BALANCE
	CURRENT MONTH	YEAR TO DATE	%	CURRENT MONTH	%	YEAR TO DATE	%			
EXPENDITURES										
TOTAL EXPENDITURES	0.00	0.00	0	0.00	0	0.00	0	0.00	0.00	0.00
NET CHANGE IN FUND BALANCE	0.00	0.00		0.00		0.00		0.00	0.00	0.00




FUND DEPT 5081-425 : NURSING HOME - MAINTENANCE

1/10/2024 1:29:53 PM

PERIOD ENDING 12/31/2023

	ACTUAL LAST YEAR			ACTUAL THIS YEAR				ENCUMBRANCE	BUDGET	UNENCUMBERED BALANCE
	CURRENT MONTH	YEAR TO DATE	%	CURRENT MONTH	%	YEAR TO DATE	%			
EXPENDITURES										
TOTAL EXPENDITURES	0.00	0.00	0	0.00	0	0.00	0	0.00	0.00	0.00
NET CHANGE IN FUND BALANCE	0.00	0.00		0.00		0.00		0.00	0.00	0.00




FUND DEPT 5081-430 : NURSING HOME - NURSING SERVICES

1/10/2024 1:29:53 PM

PERIOD ENDING 12/31/2023

	ACTUAL LAST YEAR			ACTUAL THIS YEAR				ENCUMBRANCE	BUDGET	UNENCUMBERED BALANCE
	CURRENT MONTH	YEAR TO DATE	%	CURRENT MONTH	%	YEAR TO DATE	%			
EXPENDITURES										
TOTAL EXPENDITURES	0.00	0.00	0	0.00	0	0.00	0	0.00	0.00	0.00
NET CHANGE IN FUND BALANCE	0.00	0.00		0.00		0.00		0.00	0.00	0.00




FUND DEPT 5081-440 : NURSING HOME - ACTIVITIES

1/10/2024 1:29:53 PM

PERIOD ENDING 12/31/2023

	ACTUAL LAST YEAR			ACTUAL THIS YEAR				ENCUMBRANCE	BUDGET	UNENCUMBERED BALANCE
	CURRENT MONTH	YEAR TO DATE	%	CURRENT MONTH	%	YEAR TO DATE	%			
EXPENDITURES										
TOTAL EXPENDITURES	0.00	0.00	0	0.00	0	0.00	0	0.00	0.00	0.00
NET CHANGE IN FUND BALANCE	0.00	0.00		0.00		0.00		0.00	0.00	0.00




FUND DEPT 5081-441 : NURSING HOME - SOCIAL SERVICES

1/10/2024 1:29:53 PM

PERIOD ENDING 12/31/2023

	ACTUAL LAST YEAR			ACTUAL THIS YEAR				ENCUMBRANCE	BUDGET	UNENCUMBERED BALANCE
	CURRENT MONTH	YEAR TO DATE	%	CURRENT MONTH	%	YEAR TO DATE	%			
EXPENDITURES										
TOTAL EXPENDITURES	0.00	0.00	0	0.00	0	0.00	0	0.00	0.00	0.00
NET CHANGE IN FUND BALANCE	0.00	0.00		0.00		0.00		0.00	0.00	0.00




FUND DEPT 5081-445 : NURSING HOME - PHYSICAL THERAPY

1/10/2024 1:29:53 PM

PERIOD ENDING 12/31/2023

	ACTUAL LAST YEAR			ACTUAL THIS YEAR				ENCUMBRANCE	BUDGET	UNENCUMBERED BALANCE
	CURRENT MONTH	YEAR TO DATE	%	CURRENT MONTH	%	YEAR TO DATE	%			
EXPENDITURES										
TOTAL EXPENDITURES	0.00	0.00	0	0.00	0	0.00	0	0.00	0.00	0.00
NET CHANGE IN FUND BALANCE	0.00	0.00		0.00		0.00		0.00	0.00	0.00




FUND DEPT 5081-446 : NURSING HOME - OCCUPATIONAL THERAPY

1/10/2024 1:29:53 PM

PERIOD ENDING 12/31/2023

	ACTUAL LAST YEAR			ACTUAL THIS YEAR				ENCUMBRANCE	BUDGET	UNENCUMBERED BALANCE
	CURRENT MONTH	YEAR TO DATE	%	CURRENT MONTH	%	YEAR TO DATE	%			
EXPENDITURES										
TOTAL EXPENDITURES	0.00	0.00	0	0.00	0	0.00	0	0.00	0.00	0.00
NET CHANGE IN FUND BALANCE	0.00	0.00		0.00		0.00		0.00	0.00	0.00




FUND DEPT 5081-447 : NURSING HOME - RESPIRATORY THERAPY

1/10/2024 1:29:53 PM

PERIOD ENDING 12/31/2023

	ACTUAL LAST YEAR			ACTUAL THIS YEAR				ENCUMBRANCE	BUDGET	UNENCUMBERED BALANCE
	CURRENT MONTH	YEAR TO DATE	%	CURRENT MONTH	%	YEAR TO DATE	%			
EXPENDITURES										
TOTAL EXPENDITURES	0.00	0.00	0	0.00	0	0.00	0	0.00	0.00	0.00
NET CHANGE IN FUND BALANCE	0.00	0.00		0.00		0.00		0.00	0.00	0.00




FUND DEPT 5081-448 : NURSING HOME - SPEECH THERAPY

1/10/2024 1:29:53 PM

PERIOD ENDING 12/31/2023

	ACTUAL LAST YEAR			ACTUAL THIS YEAR				ENCUMBRANCE	BUDGET	UNENCUMBERED BALANCE
	CURRENT MONTH	YEAR TO DATE	%	CURRENT MONTH	%	YEAR TO DATE	%			
EXPENDITURES										
TOTAL EXPENDITURES	0.00	0.00	0	0.00	0	0.00	0	0.00	0.00	0.00
NET CHANGE IN FUND BALANCE	0.00	0.00		0.00		0.00		0.00	0.00	0.00




FUND DEPT 5081-450 : NURSING HOME - DIETARY

1/10/2024 1:29:53 PM

PERIOD ENDING 12/31/2023

	ACTUAL LAST YEAR			ACTUAL THIS YEAR				ENCUMBRANCE	BUDGET	UNENCUMBERED BALANCE
	CURRENT MONTH	YEAR TO DATE	%	CURRENT MONTH	%	YEAR TO DATE	%			
EXPENDITURES										
TOTAL EXPENDITURES	0.00	0.00	0	0.00	0	0.00	0	0.00	0.00	0.00
NET CHANGE IN FUND BALANCE	0.00	0.00		0.00		0.00		0.00	0.00	0.00




FUND DEPT 5081-455 : NURSING HOME - BEAUTY SHOP

1/10/2024 1:29:53 PM

PERIOD ENDING 12/31/2023

	ACTUAL LAST YEAR			ACTUAL THIS YEAR				ENCUMBRANCE	BUDGET	UNENCUMBERED BALANCE
	CURRENT MONTH	YEAR TO DATE	%	CURRENT MONTH	%	YEAR TO DATE	%			
EXPENDITURES										
TOTAL EXPENDITURES	0.00	0.00	0	0.00	0	0.00	0	0.00	0.00	0.00
NET CHANGE IN FUND BALANCE	0.00	0.00		0.00		0.00		0.00	0.00	0.00




FUND DEPT 5081-460 : NURSING HOME - ADULT DAY CARE

1/10/2024 1:29:53 PM

PERIOD ENDING 12/31/2023

	ACTUAL LAST YEAR			ACTUAL THIS YEAR				ENCUMBRANCE	BUDGET	UNENCUMBERED BALANCE
	CURRENT MONTH	YEAR TO DATE	%	CURRENT MONTH	%	YEAR TO DATE	%			
EXPENDITURES										
TOTAL EXPENDITURES	0.00	0.00	0	0.00	0	0.00	0	0.00	0.00	0.00
NET CHANGE IN FUND BALANCE	0.00	0.00		0.00		0.00		0.00	0.00	0.00




FUND DEPT 5081-462 : NURSING HOME - ALZHEIMERS UNIT

1/10/2024 1:29:53 PM

PERIOD ENDING 12/31/2023

	ACTUAL LAST YEAR			ACTUAL THIS YEAR				ENCUMBRANCE	BUDGET	UNENCUMBERED BALANCE
	CURRENT MONTH	YEAR TO DATE	%	CURRENT MONTH	%	YEAR TO DATE	%			
EXPENDITURES										
TOTAL EXPENDITURES	0.00	0.00	0	0.00	0	0.00	0	0.00	0.00	0.00
NET CHANGE IN FUND BALANCE	0.00	0.00		0.00		0.00		0.00	0.00	0.00




FUND DEPT 6476-118 : SELF-FUNDED INSURANCE - PROPERTY/LIABILITY INSUR

1/10/2024 1:29:53 PM

PERIOD ENDING 12/31/2023

	ACTUAL LAST YEAR			ACTUAL THIS YEAR				ENCUMBRANCE	BUDGET	UNENCUMBERED BALANCE
	CURRENT MONTH	YEAR TO DATE	%	CURRENT MONTH	%	YEAR TO DATE	%			
REVENUES										
4007 CHARGES FOR SERVICES	0.00	0.00	0	0.00	0	0.00	0	0.00	1,541,801.00	1,541,801.00
4009 MISCELLANEOUS REVENUES	0.00	20.00	0	0.00	0	678.50	0	0.00	0.00	-678.50
TOTAL REVENUES	0.00	20.00	0	0.00	0	678.50	0	0.00	1,541,801.00	1,541,122.50
EXPENDITURES										
5020 SERVICES	-947,509.51	483,769.19	23	121,235.72	6	1,575,703.33	79	0.00	1,989,643.00	413,939.67
TOTAL EXPENDITURES	-947,509.51	483,769.19	23	121,235.72	6	1,575,703.33	79	0.00	1,989,643.00	413,939.67
OTHER FINANCING SOURCES (USES)										
6001 OTHER FINANCING SOURCES	-182,936.00	0.00	0	0.00	0	0.00	0	0.00	250,000.00	250,000.00
7001 OTHER FINANCING USES	-6,864.00	-6,864.00	100	0.00	0	0.00	0	0.00	-5,739.00	-5,739.00
TOTAL OTHER FINANCING SOURCES (USES)	-189,800.00	-6,864.00		0.00		0.00		0.00	244,261.00	244,261.00
NET CHANGE IN FUND BALANCE	757,709.51	-490,613.19		-121,235.72		-1,575,024.83		0.00	-203,581.00	1,371,443.83




FUND DEPT 6476-119 : SELF-FUNDED INSURANCE - WORKERS COMP INSURANCE

1/10/2024 1:29:53 PM

PERIOD ENDING 12/31/2023

	ACTUAL LAST YEAR			ACTUAL THIS YEAR				ENCUMBRANCE	BUDGET	UNENCUMBERED BALANCE
	CURRENT MONTH	YEAR TO DATE	%	CURRENT MONTH	%	YEAR TO DATE	%			
REVENUES										
4007 CHARGES FOR SERVICES	258,113.70	1,284,830.52	135	253,988.44	26	1,178,907.21	120	0.00	982,390.00	-196,517.21
4008 INVESTMENT EARNINGS	12,370.85	50,186.15	313 7	3,531.77	71	107,177.84	214 4	0.00	5,000.00	-102,177.84
4009 MISCELLANEOUS REVENUES	278.92	574.74	0	0.00	0	0.00	0	0.00	0.00	0.00
TOTAL REVENUES	270,763.47	1,335,591.41	140	257,520.21	26	1,286,085.05	130	0.00	987,390.00	-298,695.05
EXPENDITURES										
5003 FRINGE BENEFITS	90,466.58	857,472.70	91	108,000.55	10	1,027,369.48	95	0.00	1,083,681.00	56,311.52
5010 COMMODITIES	0.00	0.00	0	0.00	0	106.18	68	0.00	156.18	50.00
5020 SERVICES	0.00	0.00	0	0.00	0	7,250.00	92	0.00	7,893.82	643.82
TOTAL EXPENDITURES	90,466.58	857,472.70	91	108,000.55	10	1,034,725.66	95	0.00	1,091,731.00	57,005.34
OTHER FINANCING SOURCES (USES)										
7001 OTHER FINANCING USES	-13,728.00	-13,728.00	100	0.00	0	0.00	0	0.00	-11,478.00	-11,478.00
TOTAL OTHER FINANCING SOURCES (USES)	-13,728.00	-13,728.00		0.00		0.00		0.00	-11,478.00	-11,478.00
NET CHANGE IN FUND BALANCE	166,568.89	464,390.71		149,519.66		251,359.39		0.00	-115,819.00	-367,178.39




FUND DEPT 6620-120 : HEALTH-LIFE INSURANCE - EMPLOYEE GROUP INSURANCE

1/10/2024 1:29:53 PM

PERIOD ENDING 12/31/2023

	ACTUAL LAST YEAR			ACTUAL THIS YEAR				ENCUMBRANCE	BUDGET	UNENCUMBERED BALANCE
	CURRENT MONTH	YEAR TO DATE	%	CURRENT MONTH	%	YEAR TO DATE	%			
REVENUES										
4007 CHARGES FOR SERVICES	921,936.63	6,457,965.88	0	34,570.12	0	57,363.28	1	0.00	7,558,400.00	7,501,036.72
4008 INVESTMENT EARNINGS	1,749.56	6,479.03	0	621.69	311	22,001.27	11001	0.00	200.00	-21,801.27
4009 MISCELLANEOUS REVENUES	0.00	48,322.17	1	0.00	0	0.00	0	0.00	0.00	0.00
TOTAL REVENUES	923,686.19	6,512,767.08	88	35,191.81	0	79,364.55	1	0.00	7,558,600.00	7,479,235.45
EXPENDITURES										
5003 FRINGE BENEFITS	1,063,081.68	6,516,283.74	88	0.00	0	0.00	0	0.00	7,499,800.00	7,499,800.00
5010 COMMODITIES	0.00	0.00	0	0.00	0	540.50	100	0.00	540.50	0.00
5020 SERVICES	15,250.00	15,250.00	78	0.00	0	49,885.27	86	0.00	58,259.50	8,374.23
TOTAL EXPENDITURES	1,078,331.68	6,531,533.74	88	0.00	0	50,425.77	1	0.00	7,558,600.00	7,508,174.23
OTHER FINANCING SOURCES (USES)										
TOTAL OTHER FINANCING SOURCES (USES)	0.00	0.00		0.00		0.00		0.00	0.00	0.00
NET CHANGE IN FUND BALANCE	-154,645.49	-18,766.66		35,191.81		28,938.78		0.00	0.00	-28,938.78




FUND DEPT 7086-060 : TOWNSHIP MOTOR FUEL TAX - HIGHWAY

1/10/2024 1:29:53 PM

PERIOD ENDING 12/31/2023

	ACTUAL LAST YEAR			ACTUAL THIS YEAR				ENCUMBRANCE	BUDGET	UNENCUMBERED BALANCE
	CURRENT MONTH	YEAR TO DATE	%	CURRENT MONTH	%	YEAR TO DATE	%			
REVENUES										
4004 INTERGOVERNMENTAL REVENUE	573,945.84	3,159,252.36	0	325,207.05	0	3,167,330.27	0	0.00	0.00	-3,167,330.27
4008 INVESTMENT EARNINGS	16,128.40	74,888.00	0	5,457.78	0	126,888.72	0	0.00	0.00	-126,888.72
4009 MISCELLANEOUS REVENUES	318.60	318.60	0	0.00	0	0.00	0	0.00	0.00	0.00
TOTAL REVENUES	590,392.84	3,234,458.96	0	330,664.83	0	3,294,218.99	0	0.00	0.00	-3,294,218.99
EXPENDITURES										
5020 SERVICES	89,174.56	2,319,483.43	15	162,588.15	3	3,737,248.77	75	0.00	5,000,000.00	1,262,751.23
TOTAL EXPENDITURES	89,174.56	2,319,483.43	15	162,588.15	3	3,737,248.77	75	0.00	5,000,000.00	1,262,751.23
NET CHANGE IN FUND BALANCE	501,218.28	914,975.53		168,076.68		-443,029.78		0.00	-5,000,000.00	-4,556,970.22




FUND DEPT 7087-060 : TOWNSHIP BRIDGE - HIGHWAY

1/10/2024 1:29:53 PM

PERIOD ENDING 12/31/2023

	ACTUAL LAST YEAR			ACTUAL THIS YEAR				ENCUMBRANCE	BUDGET	UNENCUMBERED BALANCE
	CURRENT MONTH	YEAR TO DATE	%	CURRENT MONTH	%	YEAR TO DATE	%			
REVENUES										
4004 INTERGOVERNMENTAL REVENUE	0.00	767,364.50	0	0.00	0	0.00	0	0.00	0.00	0.00
4008 INVESTMENT EARNINGS	346.12	8,214.89	0	2.28	0	104.45	0	0.00	0.00	-104.45
TOTAL REVENUES	346.12	775,579.39	0	2.28	0	104.45	0	0.00	0.00	-104.45
EXPENDITURES										
8000 CAPITAL OUTLAY	74,000.00	809,045.75	16	0.00	0	0.00	0	0.00	0.00	0.00
TOTAL EXPENDITURES	74,000.00	809,045.75	16	0.00	0	0.00	0	0.00	0.00	0.00
NET CHANGE IN FUND BALANCE	-73,653.88	-33,466.36		2.28		104.45		0.00	0.00	-104.45




FUND DEPT 7097-026 : ESTATE - COUNTY TREASURER

1/10/2024 1:29:53 PM

PERIOD ENDING 12/31/2023

	ACTUAL LAST YEAR			ACTUAL THIS YEAR				ENCUMBRANCE	BUDGET	UNENCUMBERED BALANCE
	CURRENT MONTH	YEAR TO DATE	%	CURRENT MONTH	%	YEAR TO DATE	%			
REVENUES										
TOTAL REVENUES	0.00	0.00	0	0.00	0	0.00	0	0.00	0.00	0.00
NET CHANGE IN FUND BALANCE	0.00	0.00		0.00		0.00		0.00	0.00	0.00




FUND DEPT 7667-026 : PROPERTY CONDEMNATIONS - COUNTY TREASURER

1/10/2024 1:29:53 PM

PERIOD ENDING 12/31/2023

	ACTUAL LAST YEAR			ACTUAL THIS YEAR				ENCUMBRANCE	BUDGET	UNENCUMBERED BALANCE
	CURRENT MONTH	YEAR TO DATE	%	CURRENT MONTH	%	YEAR TO DATE	%			
REVENUES										
4008 INVESTMENT EARNINGS	-1,237.95	0.00	0	0.00	0	0.00	0	0.00	0.00	0.00
TOTAL REVENUES	-1,237.95	0.00	0	0.00	0	0.00	0	0.00	0.00	0.00
OTHER FINANCING SOURCES (USES)										
TOTAL OTHER FINANCING SOURCES (USES)	0.00	0.00		0.00		0.00		0.00	0.00	0.00
NET CHANGE IN FUND BALANCE	-1,237.95	0.00		0.00		0.00		0.00	0.00	0.00




FUND DEPT 7687-040 : SHERIFF FORECLOSURES - SHERIFF

1/10/2024 1:29:53 PM

PERIOD ENDING 12/31/2023

	ACTUAL LAST YEAR			ACTUAL THIS YEAR				ENCUMBRANCE	BUDGET	UNENCUMBERED BALANCE
	CURRENT MONTH	YEAR TO DATE	%	CURRENT MONTH	%	YEAR TO DATE	%			
REVENUES										
4008 INVESTMENT EARNINGS	-5,444.76	0.00	0	0.00	0	0.00	0	0.00	0.00	0.00
TOTAL REVENUES	-5,444.76	0.00	0	0.00	0	0.00	0	0.00	0.00	0.00
OTHER FINANCING SOURCES (USES)										
6001 OTHER FINANCING SOURCES	-46,000.00	0.00	0	0.00	0	0.00	0	0.00	0.00	0.00
TOTAL OTHER FINANCING SOURCES (USES)	-46,000.00	0.00		0.00		0.00		0.00	0.00	0.00
NET CHANGE IN FUND BALANCE	-51,444.76	0.00		0.00		0.00		0.00	0.00	0.00




FUND DEPT 7699-020 : GARNISHMENTS - AUDITOR

1/10/2024 1:29:53 PM


PERIOD ENDING 12/31/2023

	ACTUAL LAST YEAR			ACTUAL THIS YEAR				ENCUMBRANCE	BUDGET	UNENCUMBERED BALANCE
	CURRENT MONTH	YEAR TO DATE	%	CURRENT MONTH	%	YEAR TO DATE	%			
REVENUES										
TOTAL REVENUES	0.00	0.00	0	0.00	0	0.00	0	0.00	0.00	0.00
OTHER FINANCING SOURCES (USES)										
6001 OTHER FINANCING SOURCES	-51,644.12	0.00	0	0.00	0	0.00	0	0.00	0.00	0.00
TOTAL OTHER FINANCING SOURCES (USES)	-51,644.12	0.00		0.00		0.00		0.00	0.00	0.00
NET CHANGE IN FUND BALANCE	-51,644.12	0.00		0.00		0.00		0.00	0.00	0.00



PERIOD ENDING 12/31/2023

	ACTUAL LAST YEAR			ACTUAL THIS YEAR				ENCUMBRANCE	BUDGET	UNENCUMBERED BALANCE
	CURRENT MONTH	YEAR TO DATE	%	CURRENT MONTH	%	YEAR TO DATE	%			
REVENUES										
4004 INTERGOVERNMENTAL REVENUE	191,729.20	614,603.82	112	0.00	0	439,537.47	80	0.00	546,436.00	106,898.53
4007 CHARGES FOR SERVICES	11,521.60	68,764.50	125	469.61	1	56,020.94	93	0.00	60,500.00	4,479.06
4008 INVESTMENT EARNINGS	1,610.08	6,922.11	138 4	552.68	111	9,163.76	183 3	0.00	500.00	-8,663.76
4009 MISCELLANEOUS REVENUES	3,044.37	11,544.51	92	0.00	0	6,319.81	49	0.00	13,000.00	6,680.19
TOTAL REVENUES	207,905.25	701,834.94	114	1,022.29	0	511,041.98	82	0.00	620,436.00	109,394.02
EXPENDITURES										
5001 SALARIES AND WAGES	54,999.43	395,136.85	100	45,743.62	11	397,107.59	96	0.00	412,332.00	15,224.41
5003 FRINGE BENEFITS	16,862.08	101,676.14	78	9,400.86	8	93,756.58	75	0.00	124,425.00	30,668.42
5010 COMMODITIES	893.05	2,106.06	43	310.03	6	2,915.41	61	0.00	4,800.00	1,884.59
5020 SERVICES	47,240.94	65,042.98	91	5,424.07	14	18,738.83	49	0.00	38,105.00	19,366.17
TOTAL EXPENDITURES	119,995.50	563,962.03	93	60,878.58	11	512,518.41	88	0.00	579,662.00	67,143.59
OTHER FINANCING SOURCES (USES)										
7001 OTHER FINANCING USES	-57,500.00	-57,500.00	95	0.00	0	-58,500.00	95	0.00	-61,500.00	-3,000.00
TOTAL OTHER FINANCING SOURCES (USES)	-57,500.00	-57,500.00		0.00		-58,500.00		0.00	-61,500.00	-3,000.00
NET CHANGE IN FUND BALANCE	30,409.75	80,372.91		-59,856.29		-59,976.43		0.00	-20,726.00	39,250.43




FUND DEPT 8850-112 : GEOG INF SYS JOINT VENTUR - CAPITAL/TECHNOLOGY PURCH

1/10/2024 1:29:53 PM

PERIOD ENDING 12/31/2023

	ACTUAL LAST YEAR			ACTUAL THIS YEAR				ENCUMBRANCE	BUDGET	UNENCUMBERED BALANCE
	CURRENT MONTH	YEAR TO DATE	%	CURRENT MONTH	%	YEAR TO DATE	%			
REVENUES										
TOTAL REVENUES	0.00	0.00	0	0.00	0	0.00	0	0.00	0.00	0.00
EXPENDITURES										
5010 COMMODITIES	3,948.98	8,172.68	74	0.00	0	4,366.01	99	0.00	4,400.00	33.99
5020 SERVICES	-236.93	53,622.67	73	0.00	0	62,166.86	92	0.00	67,315.00	5,148.14
8000 CAPITAL OUTLAY	0.00	0.00	0	0.00	0	0.00	0	0.00	505.00	505.00
TOTAL EXPENDITURES	3,712.05	61,795.35	73	0.00	0	66,532.87	92	0.00	72,220.00	5,687.13
OTHER FINANCING SOURCES (USES)										
6001 OTHER FINANCING SOURCES	57,500.00	57,500.00	100	0.00	0	58,500.00	100	0.00	58,500.00	0.00
TOTAL OTHER FINANCING SOURCES (USES)	57,500.00	57,500.00		0.00		58,500.00		0.00	58,500.00	0.00
NET CHANGE IN FUND BALANCE	53,787.95	-4,295.35		0.00		-8,032.87		0.00	-13,720.00	-5,687.13



FUND DEPT 8850-672 : GEOG INF SYS JOINT VENTUR - AERIAL PHOTOGRAPHY PROJ

1/10/2024 1:29:53 PM

PERIOD ENDING 12/31/2023

	ACTUAL LAST YEAR			ACTUAL THIS YEAR				ENCUMBRANCE	BUDGET	UNENCUMBERED BALANCE
	CURRENT MONTH	YEAR TO DATE	%	CURRENT MONTH	%	YEAR TO DATE	%			
REVENUES										
4004 INTERGOVERNMENTAL REVENUE	-34,607.50	0.00	0	63,010.00	59	158,969.75	149	0.00	106,750.00	-52,219.75
TOTAL REVENUES	-34,607.50	0.00	0	63,010.00	59	158,969.75	149	0.00	106,750.00	-52,219.75
EXPENDITURES										
5020 SERVICES	0.00	0.00	0	54,260.00	29	147,260.00	80	0.00	185,000.00	37,740.00
TOTAL EXPENDITURES	0.00	0.00	0	54,260.00	29	147,260.00	80	0.00	185,000.00	37,740.00
NET CHANGE IN FUND BALANCE	-34,607.50	0.00		8,750.00		11,709.75		0.00	-78,250.00	-89,959.75