

**JDC POPULATION REPORT FOR THE MONTH OF SEPTEMBER 2009**

DATE	MALE	FEMALE	JUV	ADULT	CHAMPAIGN	OTHER	OFFENSE CLASSIFICATION	RELEASES	TOTALS
9/1	19	3	22	0	22	0	2 DOC/12 Felonies/8 Misd.	1	22-1
9/2	19	4	23	0	22	1	2 DOC/13 Felonies/8 Misd.	0	23-0
9/3	23	4	27	0	22	5	4 Class X/14 Felonies/9 Misd.	1	27-1
9/4	26	4	30	0	26	4	4 Class X/16 Felonies/10 Misd.	2	30-2
9/5	23	4	27	0	23	4	4 Class X/14 Felonies/9 Misd.	0	27-0
9/6	25	4	29	0	25	4	4 Class X/15 Felonies/10 Misd.	0	29-0
9/7	25	4	29	0	25	4	4 Class X/15 Felonies/10 Misd.	2	29-2
9/8	26	3	29	0	24	5	5 Class X/15 Felonies/9 Misd.	1	29-1
9/9	22	3	25	0	20	5	5 Class X/13 Felonies/7 Misd.	2	25-2
9/10	21	4	25	0	20	5	5 Class X/12 Felonies/8 Misd.	2	25-2
9/11	20	3	23	0	18	5	5 Class X/11 Felonies/7 Misd.	2	23-2
9/12	20	3	23	0	18	5	5 Class X/11 Felonies/7 Misd.	0	23-0
9/13	20	3	23	0	18	5	5 Class X/11 Felonies/7 Misd.	0	23-0
9/14	21	5	26	0	20	6	5 Class X/12 Felonies/9 Misd.	4	26-4
9/15	22	4	26	0	21	5	5 Class X/11 Felonies/10 Misd.	1	26-1
9/16	25	4	29	0	24	5	5 Class X/14 Felonies/10 Misd.	1	29-1
9/17	26	5	31	0	26	5	5 Class X/15 Felonies/11 Misd.	3	31-3
9/18	24	5	29	0	25	4	4 Class X/14 Felonies/11 Misd.	3	29-3
9/19	25	4	29	0	25	4	4 Class X/14 Felonies/11 Misd.	0	29-0
9/20	27	4	31	0	26	5	4 Class X/1 DOC/15 Felonies/11 Misd.	1	31-1
9/21	31	5	36	0	31	5	4 Class X/1 DOC/20 Felonies/11 Misd.	1	36-1
9/22	30	5	35	0	32	3	2 Class X/3 DOC/19 Felonies/11 Misd.	0	35-0
9/23	29	6	35	0	32	3	2 Class X/2 DOC/19 Felonies/12 Misd.	0	35-0
9/24	24	6	30	0	30	0	2 DOC/18 Felonies/10 Misd.	0	30-0
9/25	23	6	29	0	29	0	2 DOC/18 Felonies/9 Misd.	1	29-1
9/26	22	5	27	0	26	1	18 Felonies/9 Misd.	0	27-0
9/27	22	5	27	0	26	1	18 Felonies/9 Misd.	0	27-0
9/28	22	5	27	0	26	1	19 Felonies/8 Misd.	0	27-0
9/29	21	4	25	0	25	0	17 Felonies/8 Misd.	1	25-1
9/30	26	4	30	0	30	0	20 Felonies/10 Misd.	0	30-0

NOTE: Columns 4 & 5 refer to juvenile or adult Court proceedings; columns 6 & 7 refer to Champaign County cases or other counties being charged to house minors at YDC. Releases refers to minors arrested by police, however released to the parents without being detained at the Center. Totals are minors detained / released for that particular date.

# Monthly Juvenile Probation Report

Circuit SIXTH County CHAMPAIGN Month/Year ## 2009 Sept Preparer Teresa Zebe

I. Juvenile Court Activity	1. Delinquency	2. Addiction	3. MRAI	4. Truancy	5. Neglect/Abuse	6. Dependant	7. Total
A. Petitions Filed	35	0	0	0	5	0	40
B. Court Action During Month							
1. Petitions Dismissed	0	0	0	0			0
2. Cont. Under Supervision	0	0	0	0			0
3. Adjudication	9	0	0	0			9

II. Criminal Prosecutions	
A. Automatic	0
B. Discretionary	0
C. Total	0

III. Admissions During Month to Active Caseload		
	Formal	Informal
A. Delinquency	10	0
B. Addiction	0	0
C. MRAI	0	0
D. Truancy	0	0
E. Neglect/Abuse	0	0
F. Dependant	0	0
G. Total	10	0

#### IV. Demographics for Admissions

A. Sex	Formal	Informal
Male	7	0
Female	3	0
Total	10	0

C. Race/Ethnicity	Formal	Informal
American Indian/Eskimo	0	0
Asian/Pacific Islander	0	0
Black	5	0
Hispanic Origin	0	0
White	3	0
Other	2	0
Total	10	0

B. Age	Formal	Informal
12-Under	1	0
13yrs.	0	0
14yrs.	1	0
15yrs.	7	0
16yrs.	1	0
17-over	0	0
Total	10	0

D. Education (Delinquency Only)		
Enrolled in School	Formal	Informal
At Offense	9	0

VI. Restitution and fees ordered (Active and Administrative)	
A. New Cases Ordered to Pay Restitution	0
B. Total Amount of Restitution Ordered	0
C. Number of New Cases Ordered to Pay Fees	2 (\$420)

V. Intakes Completed	
A. Full Intakes	10
B. Partial Intakes	0
C. Total	10

VII. Court Ordered Programs	
A. Alcohol	0
B. Drug Treatment	0
C. Alcohol & Drug Treatment	4
D. Youth Services Agency	0
E. Mental Health	0
F. Alternative Education	0
G. TASC	0
H. UDIS	0
I. JTPA	0
J. Other (explain)	4

VIII. Placements			
	1. In State	2. Out of State	3. Total
A. Number Beginning of Month	14	1	15
B. Ordered Placed During Month			
1. Foster Home	0	0	0
2. Group Home	0	0	0
3. Resid. Treatment	3	0	3
4. With Relative	0	0	0
5. Subtotal	17	1	18
C. Number Removed During Month	0	0	0
	1	1	2
D. Total End of Month	16	0	16

IX. Active Caseload						
	a. Probation	b. Supervision	c. Cont. Under Sup.	d. Informal	e. Other	f. Total
A. Caseload Beg. of Month	119	0	5	21	1	146
B. New Admissions	9	0	1	0	0	10
C. Re-admitted from Admin	0	0	0	0	0	0
D. Transferred In	7	0	0	0	0	7
E. Subtotal (A+B+C+D)	135	0	6	21	1	163
F. Cases Dropped						
1. Scheduled Termination	1	0	0	0	0	1
2. Early Termination	0	0	0	0	0	0
3. Absconder/Warrant	1	0	0	0	0	1
4. Revoked-Technical	1	0	0	0	0	1
5. Revoked-New Offense	0	0	0	0	0	0
6. Alternate DOC Commit.	0	0	0	0	0	0
7. Unsatisfactory Termination	0	0	0	2	0	2
8. Transferred Out	5	0	0	0	0	5
9. Other (explain)	4	0	0	0	0	4
10. Subtotal (Add 1-9)	12	0	0	2	0	14
G. Caseload End of Month(E-F10)	123	0	6	19	1	149

X. Commitments to DOC	
A. Full	2
B. Evaluation	0
C. Habitual Juv. Offender	0
D. Violent Juv. Offender	0
E. Total	2

G. Education	
1. Scheduled Termination	1
2. Early Termination	0
3. Absconder/Warrant	
4. Revoked-Technical	1
5. Revoked-New Offense	0
6. Alternate DOC Commit.	
7. Unsatisfactory Termination	2
8. Transferred Out	5
9. Other (explain)	4
10. Subtotal (Add 1-9)	14
G. Caseload End of Month(E-F10)	148

XI. Interstate Compact Cases	
Number	2

XII. Administrative Caseload	
A. Active	5
B. Inactive	6

XIII. Classification of Active Caseload					
	a. Max.	b. Med.	c. Min.	d. Unclassified	e. Total
A. Probation	17	101	5	0	123
B. Supervision	0	0	0	0	0
C. Cont. Under Sup.	0	5	1	0	6
D. Informal	0	0	19	0	19
E. Other	0	1	0	0	1
F. Total	17	107	25	0	149


XIV. Investigations	
	Completed
A. Social Histories	18
B. Adoption	0
C. Contested Custody	0
D. Suppl. Soc. Hist.	2
E. Intake Screening	0
F. Other (Explain)	22
G. Total	42

XV. Case Violations Reported			
	1. Technical	2. New Offense	3. Total
Violations Reported	1	0	1

XVI. Court Actions on Violations			
	1. Technical	2. New Offense	3. Total
A. No Violations	0	0	0
B. Violation Found	2	0	2
C. Total Court Action	2	0	2

XVII. Home Detention/Electronic Monitoring				
	A. PreAdjud. Home Det.		B. Post Adjud. Home Det.	
	1. Ordered this Month	2. End of Month	1. Ordered this Month	2. End of Month
a. With Elect. Monit.				
b. Without Elect. Monit.	Not applicable			
c. Total				

Signature Of Approval by Chief/Director



# CHAMPAIGN COUNTY PROBATION AND COURT SERVICES

Joseph J. Gordon  
Director

Probation Services  
Courthouse  
101 E. Main  
Urbana, IL 61801  
Phone: (217) 384-3753  
Fax: (217) 384-1264

Detention Services  
400 S. Art Bartell Rd.  
Urbana, IL 61802  
Phone: (217) 384-3780  
Fax: (217) 384-8617

To Whom It May Concern:

Re: SEPTEMBER 2009 STATISTICAL EXPLANATION

Please be advised that the explanation for sections VII-J, IX-e, XIII-E and XIV-F on the September 2009 Statistical Form is as follows:

VII- (J):

Anger Control Counseling (4)

IX - (e): One Conditional Discharge case this month


XIII – (E): One Conditional Discharge case this month

XIV – (F): is as follows:

Remission Reports (22)

Should you have any questions, please do not hesitate to contact me at (217)384-3753.

Respectfully,



Teresa Zebe  
Supervisor Juvenile Probation

# MONTHLY ADULT PROBATION REPORT

Circuit: 6

Department: Adult

September 2009

Preparer: Janet Wells

I. Intakes Completed During Month			
A. Full	70	B. Partial	7

II. Demographics of Intakes		
A. Sex		
	a. Felony	b. Other
1. Male	28	24
2. Female	17	8
<b>3. Total</b>	<b>45</b>	<b>32</b>

B. Age		
	a. Felony	b. Other
1. 17-Under	3	0
2. 18-20	4	10
3. 21-30	17	11
4. 31-40	12	4
5. 41-49	7	3
6. 50-Over	2	4
<b>7. Total</b>	<b>45</b>	<b>32</b>

C. Race and Ethnicity		
	a. Felony	b. Other
1. American Indian	0	0
2. Asian	1	1
3. Black	30	13
4. Hispanic	2	3
5. White	10	15
6. Other	2	0
<b>7. Total</b>	<b>45</b>	<b>32</b>

D. Background at Offense		
	a. Felony	b. Other
1. Employed	14	13
2. High School Grad.	23	23

E. Felony Offense Classification			
1. Class 1	0	4. Class 4	24
2. Class 2	15	5. Other	0
3. Class 3	6	<b>6. Total</b>	<b>45</b>

III. Restitution and Fees Ordered (Active and Administrative)	
A. New Cases Ordered to Pay Restitution	11
B. Total Amount of Restitution Ordered	17247.64
C. Number of New Cases Ordered to Pay Fees	58

IV. Programs Ordered for New Cases (Active and Administrative)	
A. Alcohol Treatment	2
B. Drug Treatment	5
C. Alcohol and Drug Treatment	21
D. Mental Health	1
E. Sex Offender Treatment	4
F. TASC	0

V. Programs Ordered for DUI Cases (Active and Administrative)	
A. DUI Education	1
B. Treatment	0
C. Education and Treatment	4
D. Other (Explain)	0

VI. DUI Assessment Level (Active and Administrative)						
	Level 1	Level 2 Signif.	Level 2 Med	Level 3	None	Total
A. Probation	2	2	0	0	0	2
B. Conditional Discharge	0	0	0	0	0	0
C. Supervision	0	0	0	0	0	0
<b>D. Total</b>	<b>2</b>	<b>2</b>	<b>0</b>	<b>0</b>	<b>0</b>	<b>2</b>

VII.	Home Confinement		Pretrial Release			
	Order During Month		Total End of Month	Order During Month		Total End of Month
A. Electronically Monitored	0		0	0		0
B. Non-electronically Monitored	0		0	0		0
<b>C. Total</b>	<b>0</b>		<b>0</b>	<b>0</b>		<b>0</b>

VIII. Active Caseload						
	Felony	Misd.	DUI	Traffic	Total	
<b>A. Beginning Caseload</b>	1130	381	200	13	1724	
<b>B. Admissions</b>						
1. Probation	47	23	8	1	79	
2. Conditional Discharge	0	0	0	0	0	
3. Supervision	0	0	0	0	0	
<b>4. Subtotal (1+2+3)</b>	<b>47</b>	<b>23</b>	<b>8</b>	<b>1</b>	<b>79</b>	
C. Readmitted Administrative	3	1	0	0	4	
<b>D. Subtotal (A+B4+C)</b>	<b>1180</b>	<b>405</b>	<b>208</b>	<b>14</b>	<b>1807</b>	
<b>E. Cases Dropped</b>						Employed
1. Scheduled Termination	28	11	6	1	46	0
2. Early Termination	3	2	0	1	6	0
3. Absconder/Warrant	3	0	0	0	3	
4. Revoked-Technical	3	2	0	0	5	0
5. Revoked-New Offense	1	0	0	0	1	0
6. Alternate DOC Commitment	3	1	0	0	4	
7. Unsatisfactory Termination	18	7	4	0	29	0
8. Transferred Out	7	3	2	0	12	
9. Other (Explain)	5	1	0	0	6	0
<b>10. Subtotal (add 1 through 9)</b>	<b>71</b>	<b>27</b>	<b>12</b>	<b>2</b>	<b>112</b>	<b>0</b>
<b>F. Total (D-E10)</b>	<b>1109</b>	<b>378</b>	<b>196</b>	<b>12</b>	<b>1695</b>	

XI. Classification of Active Caseload					
	Max	Med	Min	Uncl	Total
A. Felony	45	838	226	47	1109
B. Misdemeanor	16	265	97	13	378
C. DUI		71	125	10	196
D. Traffic			12	1	12
<b>E. Total</b>	<b>61</b>	<b>1174</b>	<b>460</b>	<b>71</b>	<b>1695</b>

XIV. Investigations Completed					
	Felony	Misd	DUI	Traffic	Total
A. Pre-sentence	21	3	9	0	33
B. Abbreviated PSI	0	0	0	0	0
C. Pretrial Bond Reports	3	1	0	0	4
D. Record Checks	9	2	2	0	13
E. JDP	0	0	0	0	0
F. Other (Explain)	0	0	0	0	0

IX. Commitments to DOC	
Number	15

X. Interstate Compact Cases	
Number	47


XII. Administrative Caseload	
A. Active	482
B. Inactive	158

XIII. Full PSI's Ordered/Pending			
Number Ordered	42	Number Pending	35

XV. Case Violations Reported		
Violations Reported	Technical	Offense
	46	14

XVI. Court Action on Violations		
	Technical	Offense
A. No Violations	7	0
B. Violation	15	1
<b>C. Total</b>	<b>22</b>	<b>1</b>

Signature of Approval by Chief/Director



# CHAMPAIGN COUNTY PROBATION AND COURT SERVICES

Joseph J. Gordon

Director

Probation Services  
Courthouse  
101 E. Main  
Urbana, IL 61801  
Phone: (217) 384-3751  
Fax: (217) 384-1264

Detention Services  
400 S. Art Bartell Rd.  
Urbana, IL 61802  
Phone: (217) 384-3780  
Fax: (217) 384-8617

October 8, 2009

To: Administrative Office of the Illinois Courts

From: Champaign County Court Services Department

Re: Monthly Adult Probation Report- September 2009

---

The following is intended to provide explanations for the information contained in the specified categories on the current Monthly Adult Probation Report.

Section V. Programs Ordered for D.U.I. Cases/ Other

Other programs ordered for D.U.I. cases include attendance at a Victim Impact Panel presentation, attendance at AA/NA meetings and/or Public Service Work.

Section VIII. Active Caseload/E.9 Cases Dropped- Other

One felony was dropped due to a status change and added as an Active Administrative admission.

One misdemeanor case was dropped due to a status change and added as a felony admission.

Three High Risk felony cases were dropped due to a status change and added as standard admissions.

One felony case was dropped due to a status change and added as a Drug Court admission.

Sincerely,



Janet Wells  
Supervisor, Adult Services