

JDC POPULATION REPORT FOR THE MONTH OF APRIL 2010

| DATE | MALE | FEMALE | JUV | ADULT | CHAMPAIGN | OTHER | OFFENSE CLASSIFICATION | RELEASES | TOTALS |
|------|------|--------|-----|-------|-----------|-------|----------------------------|----------|--------|
| 4/1 | 7 | 3 | 10 | 0 | 10 | 0 | 2 DOJJ/4 Felonies/4 Misd. | 0 | 10-0 |
| 4/2 | 8 | 3 | 11 | 0 | 11 | 0 | 2 DOJJ/5 Felonies/4 Misd. | 0 | 11-0 |
| 4/3 | 8 | 3 | 11 | 0 | 11 | 0 | 2 DOJJ/5 Felonies/4 Misd. | 0 | 11-0 |
| 4/4 | 8 | 3 | 11 | 0 | 11 | 0 | 2 DOJJ/5 Felonies/4 Misd. | 1 | 11-1 |
| 4/5 | 9 | 3 | 12 | 0 | 12 | 0 | 2 DOJJ/6 Felonies/4 Misd. | 0 | 12-0 |
| 4/6 | 8 | 2 | 10 | 0 | 10 | 0 | 6 Felonies/4 Misd. | 1 | 10-1 |
| 4/7 | 8 | 2 | 10 | 0 | 10 | 0 | 6 Felonies/4 Misd. | 4 | 10-4 |
| 4/8 | 11 | 2 | 13 | 0 | 13 | 0 | 1 DOJJ/6 Felonies/6 Misd. | 1 | 13-1 |
| 4/9 | 10 | 3 | 13 | 0 | 13 | 0 | 1 DOJJ/5 Felonies/7 Misd. | 1 | 13-1 |
| 4/10 | 9 | 3 | 12 | 0 | 12 | 0 | 5 Felonies/7 Misd. | 0 | 12-0 |
| 4/11 | 9 | 3 | 12 | 0 | 12 | 0 | 5 Felonies/7 Misd. | 0 | 12-0 |
| 4/12 | 8 | 3 | 11 | 0 | 11 | 0 | 5 Felonies/6 Misd. | 1 | 11-1 |
| 4/13 | 7 | 3 | 10 | 0 | 9 | 1 | 5 Felonies/5 Misd. | 1 | 10-1 |
| 4/14 | 6 | 3 | 9 | 0 | 9 | 0 | 6 Felonies/3 Misd. | 1 | 9-1 |
| 4/15 | 9 | 5 | 14 | 0 | 14 | 0 | 9 Felonies/5 Misd. | 0 | 14-0 |
| 4/16 | 14 | 6 | 20 | 0 | 20 | 0 | 2 DOJJ/12 Felonies/6 Misd. | 0 | 20-0 |
| 4/17 | 12 | 4 | 16 | 0 | 16 | 0 | 2 DOJJ/10 Felonies/4 Misd. | 1 | 16-1 |
| 4/18 | 14 | 4 | 18 | 0 | 18 | 0 | 2 DOJJ/10 Felonies/6 Misd. | 0 | 18-0 |
| 4/19 | 15 | 3 | 18 | 0 | 18 | 0 | 2 DOJJ/11 Felonies/5 Misd. | 1 | 18-1 |
| 4/20 | 12 | 3 | 15 | 0 | 15 | 0 | 11 Felonies/4 Misd. | 1 | 15-1 |
| 4/21 | 12 | 3 | 15 | 0 | 15 | 0 | 11 Felonies/4 Misd. | 2 | 15-2 |
| 4/22 | 14 | 2 | 16 | 0 | 15 | 1 | 12 Felonies/4 Misd. | 2 | 16-2 |
| 4/23 | 15 | 2 | 17 | 0 | 16 | 1 | 13 Felonies/4 Misd. | 1 | 17-1 |
| 4/24 | 14 | 3 | 17 | 0 | 17 | 0 | 12 Felonies/5 Misd. | 1 | 17-1 |
| 4/25 | 15 | 3 | 18 | 0 | 18 | 0 | 12 Felonies/6 Misd. | 0 | 18-0 |
| 4/26 | 16 | 3 | 19 | 0 | 19 | 0 | 1 DOJJ/13 Felonies/5 Misd. | 4 | 19-4 |
| 4/27 | 16 | 4 | 20 | 0 | 20 | 0 | 1 DOJJ/14 Felonies/5 Misd. | 2 | 20-2 |
| 4/28 | 17 | 4 | 21 | 0 | 21 | 0 | 1 DOJJ/14 Felonies/6 Misd. | 2 | 21-2 |
| 4/29 | 17 | 3 | 20 | 0 | 20 | 0 | 1 DOJJ/11 Felonies/8 Misd. | 3 | 20-3 |
| 4/30 | 16 | 2 | 18 | 0 | 18 | 0 | 1 DOJJ/7 Felonies/10 Misd. | 0 | 18-0 |

NOTE: Columns 4 & 5 refer to juvenile or adult Court proceedings; columns 6 & 7 refer to Champaign County cases or other counties being charged to house minors at YDC. Releases refers to minors arrested by police, however released to the parents without being detained at the Center. Totals are minors detained / released for that particular date.

Monthly Juvenile Probation Report

Circuit SIXTH County CHAMPAIGN Month/Year ## Apr-10 Preparer Teresa Zebe

| I. Juvenile Court Activity | 1. Delinquency | 2. Addiction | 3. MRAI | 4. Truancy | 5. Neglect/Abuse | 6. Dependant | 7. Total |
|------------------------------|----------------|--------------|---------|------------|------------------|--------------|----------|
| A. Petitions Filed | 20 | 0 | 0 | 0 | 6 | 0 | 26 |
| B. Court Action During Month | | | | | | | |
| 1. Petitions Dismissed | 1 | 0 | 0 | 0 | | | 1 |
| 2. Cont. Under Supervision | 0 | 0 | 0 | 0 | | | 0 |
| 3. Adjudication | 8 | 0 | 0 | 0 | | | 8 |

| II. Criminal Prosecutions | |
|---------------------------|---|
| A. Automatic | 0 |
| B. Discretionary | 0 |
| C. Total | 0 |

| III. Admissions During Month to Active Caseload | | |
|---|--------|----------|
| | Formal | Informal |
| A. Delinquency | 8 | 4 |
| B. Addiction | 0 | 0 |
| C. MRAI | 0 | 0 |
| D. Truancy | 0 | 0 |
| E. Neglect/Abuse | 0 | 0 |
| F. Dependant | 0 | 0 |
| G. Total | 8 | 4 |

| IV. Demographics for Admissions | | |
|---------------------------------|--------|----------|
| A. Sex | Formal | Informal |
| Male | 6 | 4 |
| Female | 2 | 0 |
| Total | 8 | 4 |

| C. Race/Ethnicity | Formal | Informal |
|------------------------|--------|----------|
| American Indian/Eskimo | 0 | 0 |
| Asian/Pacific Islander | 0 | 0 |
| Black | 6 | 2 |
| Hispanic Origin | 0 | 0 |
| White | 1 | 2 |
| Other | 1 | 0 |
| Total | 8 | 4 |

| V. Intakes Completed | |
|----------------------|---|
| A. Full Intakes | 3 |
| B. Partial Intakes | 2 |
| C. Total | 5 |

| B. Age | Formal | Informal |
|----------|--------|----------|
| 12-Under | 0 | 2 |
| 13yrs. | 0 | 0 |
| 14yrs. | 1 | 0 |
| 15yrs. | 3 | 0 |
| 16yrs. | 4 | 1 |
| 17-over | 0 | 1 |
| Total | 8 | 4 |

| D. Education (Delinquency Only) | | |
|---------------------------------|--------|----------|
| Enrolled in School | Formal | Informal |
| At Offense | 8 | 4 |

| VII. Court Ordered Programs | |
|-----------------------------|---|
| A. Alcohol | 0 |
| B. Drug Treatment | 0 |
| C. Alcohol & Drug Treatment | 4 |
| D. Youth Services Agency | 0 |
| E. Mental Health | 2 |
| F. Alternative Education | 0 |
| G. TASC | 0 |
| H. UDIS | 0 |
| I. JTPA | 0 |
| J. Other (explain) | 3 |

| VI. Restitution and fees ordered (Active and Administrative) | |
|--|-----------|
| A. New Cases Ordered to Pay Restitution | 0 |
| B. Total Amount of Restitution Ordered | 0 |
| C. Number of New Cases Ordered to Pay Fees | (7) \$525 |

| VIII. Placements | | | |
|--------------------------------|-------------|-----------------|----------|
| | 1. In State | 2. Out of State | 3. Total |
| A. Number Beginning of Month | 17 | 0 | 17 |
| B. Ordered Placed During Month | | | |
| 1. Foster Home | 0 | 0 | 0 |
| 2. Group Home | 1 | 0 | 1 |
| 3. Resid. Treatment | 1 | 0 | 1 |
| 4. With Relative | 0 | 0 | 0 |
| 5. Subtotal | 19 | 0 | 19 |
| C. Number Removed During Month | 0 | 0 | 0 |
| D. Total End of Month | 19 | 0 | 19 |

| IX. Active Caseload | | | | | | |
|---------------------------------|--------------|----------------|---------------------|-------------|----------|----------|
| | a. Probation | b. Supervision | c. Cont. Under Sup. | d. Informal | e. Other | f. Total |
| A. Caseload Beg. of Month | 145 | 0 | 5 | 16 | 0 | 166 |
| B. New Admissions | 8 | 0 | 0 | 4 | 0 | 12 |
| C. Re-admitted from Admin | 2 | 0 | 0 | 0 | 0 | 2 |
| D. Transferred In | 3 | 0 | 0 | 0 | 0 | 3 |
| E. Subtotal (A+B+C+D) | 158 | 0 | 0 | 5 | 20 | 183 |
| F. Cases Dropped | | | | | | |
| 1. Scheduled Termination | 5 | 0 | 0 | 0 | 0 | 5 |
| 2. Early Termination | 1 | 0 | 0 | 0 | 0 | 1 |
| 3. Absconder/Warrant | 0 | 0 | 0 | 0 | 0 | 0 |
| 4. Revoked-Technical | 1 | 0 | 0 | 0 | 0 | 1 |
| 5. Revoked-New Offense | 1 | 0 | 0 | 0 | 0 | 1 |
| 6. Alternate DOC Commit. | 0 | 0 | 0 | 0 | 0 | 0 |
| 7. Unsatisfactory Termination | 1 | 0 | 0 | 2 | 0 | 3 |
| 8. Transferred Out | 3 | 0 | 0 | 0 | 0 | 3 |
| 9. Other (explain) | 0 | 0 | 0 | 0 | 0 | 0 |
| 10. Subtotal (Add 1-9) | 12 | 0 | 0 | 0 | 2 | 14 |
| G. Caseload End of Month(E-F10) | 146 | 0 | 5 | 18 | 0 | 169 |

| X. Commitments to DOC | |
|---------------------------|---|
| A. Full | 5 |
| B. Evaluation | 0 |
| C. Habitual Juv. Offender | 0 |
| D. Violent Juv. Offender | 0 |
| E. Total | 5 |

| G. Education | |
|--------------|----|
| | 5 |
| | 1 |
| | 1 |
| | 1 |
| | 3 |
| | 0 |
| | 14 |

| XI. Interstate Compact Cases | |
|------------------------------|---|
| Number | 1 |

| XII. Administrative Caseload | |
|------------------------------|---|
| A. Active | 8 |
| B. Inactive | 4 |

| XIII. Classification of Active Caseload | | | | | |
|---|---------|---------|---------|-----------------|----------|
| | a. Max. | b. Med. | c. Min. | d. Unclassified | e. Total |
| A. Probation | 20 | 124 | 1 | 0 | 145 |
| B. Supervision | 0 | 0 | 0 | 0 | 0 |
| C. Cont. Under Sup. | 0 | 4 | 2 | 0 | 6 |
| D. Informal | 0 | 0 | 18 | 0 | 18 |
| E. Other | 0 | 0 | 0 | 0 | 0 |
| F. Total | 20 | 128 | 21 | 0 | 169 |


| XIV. Investigations | |
|----------------------|-----------|
| | Completed |
| A. Social Histories | 11 |
| B. Adoption | 0 |
| C. Contested Custody | 0 |
| D. Suppl. Soc. Hist. | 3 |
| E. Intake Screening | 0 |
| F. Other (Explain) | 46 |
| G. Total | 60 |

| XV. Case Violations Reported | | | |
|------------------------------|--------------|----------------|----------|
| | 1. Technical | 2. New Offense | 3. Total |
| Violations Reported | 0 | 0 | 0 |

| XVI. Court Actions on Violations | | | |
|----------------------------------|--------------|----------------|----------|
| | 1. Technical | 2. New Offense | 3. Total |
| A. No Violations | 0 | 0 | 0 |
| B. Violation Found | 1 | 1 | 2 |
| C. Total Court Action | 1 | 1 | 2 |

| XVII. Home Detention/Electronic Monitoring | | | | |
|--|------------------------|-----------------|--------------------------|-----------------|
| | A. PreAdjud. Home Det. | | B. Post Adjud. Home Det. | |
| | 1. Ordered this Month | 2. End of Month | 1. Ordered this Month | 2. End of Month |
| a. With Elect. Monit. | | | | |
| b. Without Elect. Monit. | None | | | |
| c. Total | | | | |

Signature Of Approval by Chief/Director



Monthly Juvenile Probation Report Addendum

(Public Act 95-1031, Tracking 17 Year Old Misdemeanants)

Circuit Sixth County Champaign Month/Year April 2010 Preparer TERESA ZEBE

This report is to be completed for only those juvenile case admissions resultant from Public Act 95-1031, which extends the jurisdiction of the juvenile court to include minors under the age of 18 who commit misdemeanor offenses. Thus, this Addendum Report will only include those 17 year olds referred by the court for qualifying misdemeanor offenses. Cases reported on this form are to also be reported on the Monthly Juvenile Probation Report in the appropriate sections to ensure the complete monthly reporting of your department's juvenile caseload.

XVIII. Admissions to Active Caseload

| | Male | | | | | | Female | | | | | | Offense Type | | | | | | | | Number Originally Charged as Felon | | | |
|---------------------|----------------|---|---|---|---|---|--------|---|---|---|---|---|--------------|---|--------|---|------|---|---------|---|------------------------------------|---|-------|--------|
| | Race/Ethnicity | | | | | | | | | | | | Property | | Person | | Drug | | Alcohol | | | | Other | |
| | AI | A | B | H | W | O | AI | A | B | H | W | O | M | F | M | F | M | F | M | F | M | F | Male | Female |
| A. Probation | | | | | | | | | | | | | | | | | | | | | | | | |
| B. Supervision | | | | | | | | | | | | | | | | | | | | | | | | |
| C. Cont. Under Sup. | | | | | | | | | | | | | | | | | | | | | | | | |
| D. Informal | | | | | | | | | | | | | | | | | | | | | | | | |
| E. Other | | | | | | | | | | | | | | | | | | | | | | | | |
| Total | | | | | | | | | | | | | | | | | | | | | | | | |

XIX. Investigations

| | Male | Female |
|--------------------------------|------|--------|
| A. Social Histories | | |
| B. Supplemental Social History | | |
| C. Other Investigations | | |
| Total | | |

Note: Race/Ethnicity are the same categories currently in use on monthly reports. Alcohol is to include minor in possession, use, and/or under the influence offenses. Please specify offenses reported under the Other category.

XX. Risk Classification for end of Month Active Caseload (PA 95-1031 cases)

| | Maximum | | Medium | | Minimum | | Unclassified | | Total | |
|---------------------|---------|--------|--------|--------|---------|--------|--------------|--------|-------|--------|
| | Male | Female | Male | Female | Male | Female | Male | Female | Male | Female |
| A. Probation | | | | | | | | | | |
| B. Supervision | | | | | | | | | | |
| C. Cont. Under Sup. | | | | | | | | | | |
| D. Informal | | | | | | | | | | |
| E. Other | | | | | | | | | | |
| Total | | | | | | | | | | |

CHAMPAIGN COUNTY PROBATION AND COURT SERVICES

Joseph J. Gordon
Director

Probation Services
Courthouse
101 E. Main
Urbana, IL 61801
Phone: (217) 384-3753
Fax: (217) 384-1264

Detention Services
400 S. Art Bartell Rd.
Urbana, IL 61802
Phone: (217) 384-3780
Fax: (217) 384-8617

To Whom It May Concern:

Re: April 2010 STATISTICAL EXPLANATION

Please be advised that the explanation for sections VII-J, and XIV-F on the April 2010 Statistical Form is as follows:

VII- (J):
 Anger Control Counseling (3)

XIV – (F): is as follows: (46)

 Remission/Review Reports

Should you have any questions, please do not hesitate to contact me at (217)384-3753.

Respectfully,



Teresa Zebe
Supervisor Juvenile Probation

MONTHLY ADULT PROBATION REPORT

Circuit: 6

Department: Adult

April 2010

Preparer: Janet Wells

| I. Intakes Completed During Month | | | |
|-----------------------------------|----|------------|---|
| A. Full | 92 | B. Partial | 2 |

| II. Demographics of Intakes | | |
|-----------------------------|-----------|-----------|
| A. Sex | | |
| | a. Felony | b. Other |
| 1. Male | 52 | 16 |
| 2. Female | 21 | 5 |
| 3. Total | 73 | 21 |

| B. Age | | |
|-----------------|-----------|-----------|
| | a. Felony | b. Other |
| 1. 17-Under | 3 | 1 |
| 2. 18-20 | 8 | 7 |
| 3. 21-30 | 31 | 6 |
| 4. 31-40 | 15 | 3 |
| 5. 41-49 | 10 | 1 |
| 6. 50-Over | 6 | 3 |
| 7. Total | 73 | 21 |

| C. Race and Ethnicity | | |
|-----------------------|-----------|-----------|
| | a. Felony | b. Other |
| 1. American Indian | 0 | 0 |
| 2. Asian | 0 | 0 |
| 3. Black | 36 | 9 |
| 4. Hispanic | 8 | 0 |
| 5. White | 28 | 12 |
| 6. Other | 1 | 0 |
| 7. Total | 73 | 21 |

| D. Background at Offense | | |
|--------------------------|-----------|----------|
| | a. Felony | b. Other |
| 1. Employed | 23 | 8 |
| 2. High School Grad. | 37 | 16 |

| E. Felony Offense Classification | | | |
|----------------------------------|----|-----------------|-----------|
| 1. Class 1 | 3 | 4. Class 4 | 38 |
| 2. Class 2 | 15 | 5. Other | 0 |
| 3. Class 3 | 17 | 6. Total | 73 |

| III. Restitution and Fees Ordered (Active and Administrative) | |
|---|----------|
| A. New Cases Ordered to Pay Restitution | 20 |
| B. Total Amount of Restitution Ordered | 89409.63 |
| C. Number of New Cases Ordered to Pay Fees | 82 |

| IV. Programs Ordered for New Cases (Active and Administrative) | |
|--|----|
| A. Alcohol Treatment | 0 |
| B. Drug Treatment | 1 |
| C. Alcohol and Drug Treatment | 25 |
| D. Mental Health | 0 |
| E. Sex Offender Treatment | 0 |
| F. TASC | 1 |

| V. Programs Ordered for DUI Cases (Active and Administrative) | |
|---|---|
| A. DUI Education | 0 |
| B. Treatment | 0 |
| C. Education and Treatment | 2 |
| D. Other (Explain) | 0 |

| VI. DUI Assessment Level (Active and Administrative) | | | | | | |
|--|----------|--------------------|----------------|----------|----------|----------|
| | Level 1 | Level 2 Signif. | Level 2 Med | Level 3 | None | Total |
| A. Probation | 0 | 0 | 0 | 0 | 0 | 0 |
| B. Conditional Discharge | 0 | 0 | 0 | 0 | 0 | 0 |
| C. Supervision | 0 | 0 | 0 | 0 | 0 | 0 |
| D. Total | 0 | 0 | 0 | 0 | 0 | 0 |

| VII. | Home Confinement | | Pretrial Release | |
|---------------------------------|--------------------------|--------------------------|--------------------------|--------------------------|
| | Order During Month | Total End of Month | Order During Month | Total End of Month |
| A. Electronically Monitored | 1 | 0 | 0 | 0 |
| B. Non-electronically Monitored | 0 | 0 | 0 | 0 |
| C. Total | 1 | 0 | 0 | 0 |

VIII. Active Caseload

| | Felony | Misd. | DUI | Traffic | Total | |
|---------------------------------------|-------------|------------|------------|-----------|-------------|----------|
| A. Beginning Caseload | 1110 | 352 | 177 | 13 | 1652 | |
| B. Admissions | | | | | | |
| 1. Probation | 112 | 29 | 6 | 1 | 148 | |
| 2. Conditional Discharge | 0 | 0 | 0 | 0 | 0 | |
| 3. Supervision | 0 | 0 | 0 | 0 | 0 | |
| 4. Subtotal (1+2+3) | 112 | 29 | 6 | 1 | 148 | |
| C. Readmitted Administrative | 0 | 0 | 1 | 0 | 1 | |
| D. Subtotal (A+B4+C) | 1222 | 381 | 184 | 14 | 1801 | |
| E. Cases Dropped | | | | | | Employed |
| 1. Scheduled Termination | 13 | 13 | 3 | 0 | 29 | 1 |
| 2. Early Termination | 1 | 1 | 1 | 0 | 3 | 0 |
| 3. Absconder/Warrant | 2 | 0 | 0 | 0 | 2 | |
| 4. Revoked-Technical | 4 | 1 | 0 | 0 | 5 | 0 |
| 5. Revoked-New Offense | 3 | 0 | 0 | 0 | 3 | 0 |
| 6. Alternate DOC Commitment | 1 | 0 | 0 | 0 | 1 | |
| 7. Unsatisfactory Termination | 12 | 11 | 2 | 0 | 25 | 0 |
| 8. Transferred Out | 14 | 6 | 4 | 0 | 24 | |
| 9. Other (Explain) | 3 | 1 | 0 | 0 | 4 | 0 |
| 10. Subtotal (add 1 through 9) | 53 | 33 | 10 | 0 | 96 | 0 |
| F. Total (D-E10) | 1169 | 348 | 174 | 14 | 1705 | |

XI. Classification of Active Caseload

| | Max | Med | Min | Uncl | Total |
|-----------------|-----------|-------------|------------|-----------|-------------|
| A. Felony | 52 | 865 | 211 | 41 | 1169 |
| B. Misdemeanor | 24 | 241 | 73 | 10 | 348 |
| C. DUI | 1 | 65 | 100 | 8 | 174 |
| D. Traffic | 0 | 2 | 11 | 1 | 14 |
| E. Total | 77 | 1173 | 395 | 60 | 1705 |

XIV. Investigations Completed

| | Felony | Misd | DUI | Traffic | Total |
|--------------------------|--------|------|-----|---------|-------|
| A. Pre-sentence | 18 | 5 | 15 | 0 | 38 |
| B. Abbreviated PSI | 0 | 0 | 0 | 0 | 0 |
| C. Pretrial Bond Reports | 1 | 2 | 0 | 0 | 3 |
| D. Record Checks | 0 | 0 | 0 | 0 | 0 |
| E. JDP | 0 | 0 | 0 | 0 | 0 |
| F. Other (Explain) | 2 | 1 | 0 | 0 | 3 |

IX. Commitments to DOC

| | |
|--------|----|
| Number | 11 |
|--------|----|

X. Interstate Compact Cases

| | |
|--------|----|
| Number | 51 |
|--------|----|

XII. Administrative Caseload

| | |
|-------------|-----|
| A. Active | 489 |
| B. Inactive | 143 |

XIII. Full PSI's Ordered/Pending

| | | | |
|----------------|----|----------------|----|
| Number Ordered | 38 | Number Pending | 24 |
|----------------|----|----------------|----|


XV. Case Violations Reported

| | | |
|---------------------|-----------|---------|
| | Technical | Offense |
| Violations Reported | 54 | 21 |

XVI. Court Action on Violations

| | | |
|------------------|-----------|----------|
| | Technical | Offense |
| A. No Violations | 13 | 4 |
| B. Violation | 23 | 4 |
| C. Total | 36 | 8 |

Signature of Approval by Chief/Director



CHAMPAIGN COUNTY PROBATION AND COURT SERVICES

Joseph J. Gordon
Director

Probation Services
Courthouse
101 E. Main
Urbana, IL 61801
Phone: (217) 384-3751
Fax: (217) 384-1264

Detention Services
400 S. Art Bartell Rd.
Urbana, IL 61802
Phone: (217) 384-3780
Fax: (217) 384-8617

May 6, 2010

To: Administrative Office of the Illinois Courts

From: Champaign County Court Services Department

Re: Monthly Adult Probation Report- April 2010

The following is intended to provide explanations for the information contained in the specified categories on the current Monthly Adult Probation Report.

Section V. Programs Ordered for D.U.I. Cases/ Other

Other programs ordered for D.U.I. cases include attendance at a Victim Impact Panel presentation, attendance at AA/NA meetings and/or Public Service Work.

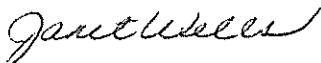
Section VIII. Active Caseload/E.9 Cases Dropped- Other

One misdemeanor case was dropped due to a status change and added as felony High Risk Admission.

One felony was dropped due to the defendant's death.

Two felony cases were dropped due to a status change and added as high Risk admissions.

Sincerely,



Janet Wells
Supervisor, Adult Services