

JDC POPULATION REPORT FOR THE MONTH OF JUNE 2013

DATE	MALE	FEMALE	JUV	ADULT	CHAMPAIGN	OTHER	OFFENSE CLASSIFICATION	RELEASES	TOTALS
6/1	7	4	11	0	11	0	2 Class X/4 Felonies/5 Misd.	0	11-0
6/2	7	4	11	0	11	0	2 Class X/4 Felonies/5 Misd.	0	11-0
6/3	5	4	9	0	9	0	2 Class X/3 Felonies/4 Misd.	0	9-0
6/4	7	4	11	0	11	0	2 Class X/1 DOJJ/4 Felonies/4 Misd.	3	11-3
6/5	8	4	12	0	12	0	2 Class X/1 DOJJ/4 Felonies/5 Misd.	2	12-2
6/6	10	4	14	0	13	1	2 Class X/2 DOJJ/4 Felonies/6 Misd.	0	14-0
6/7	11	4	15	0	15	0	2 Class X/1 DOJJ/3 Felonies/9 Misd.	1	15-1
6/8	10	4	14	0	14	0	2 Class X/1 DOJJ/3 Felonies/8 Misd.	0	14-0
6/9	10	4	14	0	14	0	2 Class X/1 DOJJ/3 Felonies/8 Misd.	0	14-0
6/10	12	4	16	0	16	0	2 Class X/1 DOJJ/5 Felonies/8 Misd.	0	16-0
6/11	12	3	15	0	15	0	2 Class X/5 Felonies/8 Misd.	0	15-0
6/12	15	3	18	0	18	0	2 Class X/7 Felonies/9 Misd.	0	18-0
6/13	14	3	17	0	17	0	2 Class X/6 Felonies/9 Misd.	0	17-0
6/14	16	3	19	0	18	1	2 Class X/1 DOJJ/8 Felonies/10 Misd.	0	19-0
6/15	15	3	18	0	17	1	2 Class X/1 DOJJ/5 Felonies/10 Misd.	0	18-0
6/16	14	4	18	0	18	0	2 Class X/5 Felonies/11 Misd.	0	18-0
6/17	12	4	16	0	16	0	2 Class X/4 Felonies/10 Misd.	0	16-0
6/18	12	5	17	0	17	0	2 Class X/4 Felonies/11 Misd.	1	17-1
6/19	12	6	18	0	18	0	2 Class X/4 Felonies/12 Misd.	0	18-0
6/20	12	6	18	0	18	0	2 Class X/4 Felonies/12 Misd.	1	18-1
6/21	12	8	20	0	20	0	2 Class X/5 Felonies/13 Misd.	0	20-0
6/22	11	8	19	0	19	0	2 Class X/5 Felonies/12 Misd.	0	19-0
6/23	12	8	20	0	20	0	2 Class X/6 Felonies/12 Misd.	0	20-0
6/24	12	8	20	0	20	0	2 Class X/6 Felonies/12 Misd.	0	20-0
6/25	12	7	19	0	19	0	2 Class X/6 Felonies/11 Misd.	0	19-0
6/26	15	6	21	0	21	0	2 Class X/1 DOJJ/8 Felonies/12 Misd.	2	21-2
6/27	14	6	20	0	20	0	2 Class X/1 DOJJ/8 Felonies/11 Misd.	0	20-0
6/28	14	5	19	0	18	1	2 Class X/2 DOJJ/6 Felonies/9 Misd.	0	19-0
6/29	12	4	16	0	15	1	2 Class X/1 DOJJ/6 Felonies/7 Misd.	1	16-1
6/30	12	4	16	0	15	1	2 Class X/1 DOJJ/6 Felonies/7 Misd.	0	16-0

NOTE: Columns 4 & 5 refer to juvenile or adult Court proceedings; columns 6 & 7 refer to Champaign County cases or other counties being charged to house minors at JDC. Releases refers to minors arrested by police, however released to the parents without being detained at the Center. Totals are minors detained / released for that particular date.

Monthly Juvenile Probation Report

Circuit SIXTH County CHAMPAIGN Month/Year 06 13-Jun Preparer Teresa Zebe

I. Juvenile Court Activity	1. Delinquency	2. Addiction	3. MRAI	4. Truancy	5. Neglect/Abuse	6. Dependant	7. Total
A. Petitions Filed	19	0	0	0	4	0	23
B. Court Action During Month							
1. Petitions Dismissed	19	0	0	0			19
2. Cont. Under Supervision	0	0	0	0			0
3. Adjudication	13	0	0	0			13

II. Criminal Prosecutions	
A. Automatic	0
B. Discretionary	0
C. Total	0

III. Admissions During Month to Active Caseload		
	Formal	Informal
A. Delinquency	13	3
B. Addiction	0	0
C. MRAI	0	0
D. Truancy	0	0
E. Neglect/Abuse	0	0
F. Dependant	0	0
G. Total	13	3

IV. Demographics for Admissions

A. Sex	Formal	Informal
Male	9	3
Female	4	0
Total	13	3

C. Race/Ethnicity	Formal	Informal
American Indian/Eskimo	0	0
Asian/Pacific Islander	0	0
Black	10	3
Hispanic Origin	0	0
White	3	0
Other	0	0
Total	13	3

V. Intakes Completed	
A. Full Intakes	7
B. Partial Intakes	0
C. Total	7

B. Age	Formal	Informal
12-Under	0	0
13yrs.	1	0
14yrs.	2	1
15yrs.	2	1
16yrs.	4	0
17-over	4	1
Total	13	3

D. Education (Delinquency Only)		
Enrolled in School	Formal	Informal
At Offense	10	3

VI. Restitution and fees ordered (Active and Administrative)	
A. New Cases Ordered to Pay Restitution	3
B. Total Amount of Restitution Ordered	\$3,575
C. Number of New Cases Ordered to Pay Fees	(8) \$1,320

VII. Court Ordered Programs	
A. Alcohol	0
B. Drug Treatment	0
C. Alcohol & Drug Treatment	3
D. Youth Services Agency	0
E. Mental Health	0
F. Alternative Education	0
G. TASC	0
H. UDIS	0
I. JTPA	0
J. Other (explain)	2

VIII. Placements			
	1. In State	2. Out of State	3. Total
A. Number Beginning of Month	11	2	13
B. Ordered Placed During Month			
1. Foster Home	0	0	0
2. Group Home	0	0	0
3. Resid. Treatment	0	0	0
4. With Relative	0	0	0
5. Subtotal	11	2	13
C. Number Removed During Month	0	0	0
D. Total End of Month	11	2	13

IX. Active Caseload						
	a. Probation	b. Supervision	c. Cont. Under Sup.	d. Informal	e. Other	f. Total
A. Caseload Beg. of Month	147	0	9	7	5	168
B. New Admissions	12	0	0	3	1	16
C. Re-admitted from Admin	0	0	0	0	0	0
D. Transferred In	2	0	0	0	0	2
E. Subtotal (A+B+C+D)	161	0	9	10	6	186
F. Cases Dropped						
1. Scheduled Termination	3	0	0	3	0	6
2. Early Termination	0	0	0	0	0	0
3. Absconder/Warrant	0	0	0	0	0	0
4. Revoked-Technical	0	0	0	0	0	0
5. Revoked-New Offense	0	0	0	0	0	0
6. Alternate DOC Commit.	3	0	0	0	0	3
7. Unsatisfactory Termination	0	0	0	1	0	1
8. Transferred Out	3	0	0	0	0	3
9. Other (explain)	0	0	0	0	0	0
10. Subtotal (Add 1-9)	9	0	0	4	0	13
G. Caseload End of Month(E-F 10)	152	0	9	6	6	173

X. Commitments to DOC	
A. Full	2
B. Evaluation	1
C. Habitual Juv. Offender	0
D. Violent Juv. Offender	0
E. Total	3

G. Education	
	5
	0
	0
	0
	0
	1
	0
	3
	0
	13
	164

XI. Interstate Compact Cases	
Number	0

XII. Administrative Caseload	
A. Active	14
B. Inactive	1

XIII. Classification of Active Caseload					
	a. Max.	b. Med.	c. Mn.	d. Unclassified	e. Total
A. Probation	27	116	10	0	152
B. Supervision	0	0	0	0	0
C. Cont. Under Sup.	0	1	8	0	9
D. Informal	0	0	6	0	6
E. Other	1	5	0	0	6
F. Total	28	118	24	0	173


XIV. Investigations	
	Completed
A. Social Histories	11
B. Adoption	0
C. Contested Custody	0
D. Suppl. Soc. Hist.	1
E. Intake Screening	0
F. Other (Explain)	33
G. Total	45

XV. Case Violations Reported			
	1. Technical	2. New Offense	3. Total
Violations Reported	1	1	2

XVI. Court Actions on Violations			
	1. Technical	2. New Offense	3. Total
A. No Violations	0	0	0
B. Violation Found	1	1	2
C. Total Court Action	1	1	2

XVII. Home Detention/Electronic Monitoring				
	A. Pre-Adjud. Home Det.		B. Post-Adjud. Home Det.	
	1. Ordered this Month	2. End of Month	1. Ordered this Month	2. End of Month
a. With Elect. Monit.				
b. Without Elect. Monit.	None			
c. Total				

Signature Of Approval by Chief/Director



Monthly Juvenile Probation Report Addendum

(Public Act 95-1031, Tracking 17 Year Old Misdemeanants)

Circuit Sixth County Champaign Month/Year June 2013 Preparer Teresa Zebe

This report is to be completed for only those juvenile case admissions resultant from Public Act 95-1031, which extends the jurisdiction of the juvenile court to include minors under the age of 18 who commit misdemeanor offenses. Thus, this Addendum Report will only include those 17 year olds referred by the court for qualifying misdemeanor offenses. Cases reported on this form are to also be reported on the Monthly Juvenile Probation Report in the appropriate sections to ensure the complete monthly reporting of your department's juvenile caseload.

XVIII. Admissions to Active Caseload

	Male						Female						Offense Type										Number Originally Charged As Felon	
	Race/Ethnicity												Property		Person		Drug		Alcohol		Other		Male	Female
	AI	A	B	H	W	O	AI	A	B	H	W	O	M	F	M	F	M	F	M	F	M	F		
A. Probation									1					1										2
B. Supervision																								
C. Count. Under Sup.																								
D. Informal																								
E. Other									1					1										
Total	0	0	0	0	0	0	0	0	2	0	0	0	0	2	0	0	0	0	0	0	0	0	0	2

XIX. Investigations

	Male	Female
A. Social Histories	0	0
B. Supplemental Social History	0	0
C. Other Investigations	0	0
Total	0	0

Note: Race/Ethnicity are the same categories currently in use on monthly reports. Alcohol is to include minor in possession, use, and/or under the influence offenses. Please specify offenses reported under the Other category.

XX. Risk Classification for End of Month Active Caseload (PA 95-1031 cases)

	Maximum		Medium		Minimum		Unclassified		Total	
	Male	Female	Male	Female	Male	Female	Male	Female	Male	Female
A. Probation			1	1		3			1	4
B. Supervision										
C. Count. Under Sup.										
D. Informal										
E. Other			2	1					2	1
Total	0	0	3	2	0	3	0	0	3	5

CHAMPAIGN COUNTY PROBATION AND COURT SERVICES

Joseph J. Gordon
Director

Probation Services
Courthouse
101 E. Main
Urbana, IL 61801
Phone: (217) 384-3753
Fax: (217) 384-1264

Detention Services
400 S. Art Bartell Rd.
Urbana, IL 61802
Phone: (217) 384-3780
Fax: (217) 384-8617

To Whom It May Concern:

Re: June 2013, STATISTICAL EXPLANATION

Please be advised that the explanation for section XIV-F on the June 2013, Statistical Form is as follows:

VII - (J) is as follows:

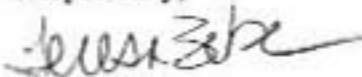
- (1) Anger Management
- (1) Sex Offender Counseling

XIV - (F): is as follows:

Remission/Review Reports (33)

Should you have any questions, please do not hesitate to contact me at (217)384-3753.

Respectfully,



Teresa Zebe
Supervisor Juvenile Probation

MONTHLY ADULT PROBATION REPORT

Circuit: 6

Department: Adult

June 2013

Preparer: Janet Wells

I. Intakes Completed During Month			
A. Full	82	B. Partial	0

II. Demographics of Intakes		
A. Sex		
	a. Felony	b. Other
1. Male	51	16
2. Female	10	5
3. Total	61	21

B. Age		
	a. Felony	b. Other
1. 17-Under	1	1
2. 18-20	13	4
3. 21-30	23	8
4. 31-40	14	5
5. 41-49	8	2
6. 50-Over	2	1
7. Total	61	21

C. Race and Ethnicity		
	a. Felony	b. Other
1. American Indian	0	0
2. Asian	0	1
3. Black	31	8
4. Hispanic	2	0
5. White	28	12
6. Other	0	0
7. Total	61	21

D. Background at Offense		
	a. Felony	b. Other
1. Employed	21	9
2. High School Grad.	22	12

E. Felony Offense Classification			
1. Class 1	1	4. Class 4	29
2. Class 2	14	5. Other	0
3. Class 3	17	6. Total	61

III. Restitution and Fees Ordered (Active and Administrative)	
A. New Cases Ordered to Pay Restitution	12
B. Total Amount of Restitution Ordered	33501.83
C. Number of New Cases Ordered to Pay Fees	91

IV. Programs Ordered for New Cases (Active and Administrative)	
A. Alcohol Treatment	4
B. Drug Treatment	3
C. Alcohol and Drug Treatment	14
D. Mental Health	14
E. Sex Offender Treatment	4
F. TASC	0

V. Programs Ordered for DUI Cases (Active and Administrative)	
A. DUI Education	1
B. Treatment	1
C. Education and Treatment	10
D. Other (Explain)	0

VI. DUI Assessment Level (Active and Administrative)						
	Level 1	Level 2 Signif.	Level 2 Med	Level 3	None	Total
A. Probation	1	1	0	0	0	0
B. Conditional Discharge	0	0	0	0	0	0
C. Supervision	0	0	0	0	0	0
D. Total	1	1	0	0	0	0

VII.	Home Confinement		Pretrial Release		Total End of Month
	Order During Month	Total End of Month	Order During Month	Total End of Month	
A. Electronically Monitored	0	0	0	0	0
B. Non-electronically Monitored	0	0	0	0	0
C. Total	0	0	0	0	0

VIII. Active Caseload

	Felony	Misd.	DUI	Traffic	Total	
A. Beginning Caseload	991	252	175	25	1443	
B. Admissions						
1. Probation	70	19	13	0	102	
2. Conditional Discharge	0	0	0	0	0	
3. Supervision	0	0	0	0	0	
4. Subtotal (1+2+3)	70	19	13	0	102	
C. Readmitted Administrative	23	5	5	1	34	
D. Subtotal (A+B4+C)	1084	276	193	26	1579	
E. Cases Dropped						Employed
1. Scheduled Termination	21	6	4	1	32	0
2. Early Termination	1	0	0	0	1	0
3. Absconder/Warrant	0	0	0	0	0	0
4. Revoked-Technical	8	2	0	0	10	0
5. Revoked-New Offense	1	0	0	0	1	0
6. Alternate DOC Commitment	0	0	0	0	0	0
7. Unsatisfactory Termination	4	2	0	0	6	0
8. Transferred Out	49	14	8	0	71	0
9. Other (Explain)	0	0	0	0	0	0
10. Subtotal (add 1 through 9)	84	24	12	1	121	0
F. Total (D-E10)	1000	252	181	25	1458	

XI. Classification of Active Caseload

	Max	Med	Min	Uncl	Total
A. Felony	127	787	84	2	1000
B. Misdemeanor	25	185	43	0	253
C. DUI	4	89	88	0	181
D. Traffic	0	15	10	0	25
E. Total	156	1076	225	2	1459

XIV. Investigations Completed

	Felony	Misd	DUI	Traffic	Total
A. Pre-sentence	19	7	9	3	38
B. Abbreviated PSI	0	0	0	0	0
C. Pretrial Bond Reports	0	1	0	0	1
D. Record Checks	0	0	0	0	0
E. JDP	0	0	0	0	0
F. Other (Explain)	0	0	0	0	0

IX. Commitments to DOC

Number	6
--------	---

X. Interstate Compact Cases

Number	24
--------	----

XII. Administrative Caseload

A. Active	495
B. Inactive	225

XIII. Full PSI's Ordered/Pending

Number Ordered	15	Number Pending	19
----------------	----	----------------	----


XV. Case Violations Reported

Violations Reported	Technical	Offense
	54	3

XVI. Court Action on Violations

	Technical	Offense
A. No Violations	13	0
B. Violation	9	2
C. Total	22	2

Signature of Approval by Chief/Director



CHAMPAIGN COUNTY PROBATION AND COURT SERVICES

Joseph J. Gordon
Director

Probation Services
Courthouse
101 E. Main
Urbana, IL 61801
Phone: (217) 384-3751
Fax: (217) 384-1264

Detention Services
400 S. Art Bartell Rd.
Urbana, IL 61802
Phone: (217) 384-3780
Fax: (217) 384-8617

July 15, 2013

To: Administrative Office of the Illinois Courts

From: Champaign County Court Services Department

Re: Monthly Adult Probation Report- June 2013

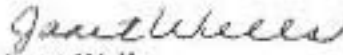
The following is intended to provide explanations for the information contained in the specified categories on the current Monthly Adult Probation Report.

Section V. Programs Ordered for D.U.I. Cases/ Other

Other programs ordered for D.U.I. cases include attendance at a Victim Impact Panel presentation, attendance at AA/NA meetings and/or Public Service Work.

Section VIII. Active Caseload/E.9 Cases Dropped- Other

No changes to report this month.


Janet Wells
Supervisor, Adult Services