

**JDC POPULATION REPORT FOR THE MONTH OF JANUARY 2014**

DATE	MALE	FEMALE	JUV	ADULT	CHAMPAIGN	OTHER	OFFENSE CLASSIFICATION	RELEASES	TOTALS
1/1	11	4	15	0	15	0	1 Class X/9 Felonies/5 Misd.	1	15-1
1/2	12	4	16	0	15	1	1 Class X/1 DOJJ/9 Felonies/5 Misd.	3	16-3
1/3	11	4	15	0	14	1	1 Class X/1 DOJJ/9 Felonies/5 Misd.	1	15-1
1/4	10	4	14	0	14	0	1 Class X/9 Felonies/4 Misd.	0	14-0
1/5	13	4	17	0	17	0	1 Class X/12 Felonies/4 Misd.	0	17-0
1/6	13	4	17	0	17	0	1 Class X/13 Felonies/3 Misd.	0	17-0
1/7	14	4	18	0	18	0	2 Class X/13 Felonies/3 Misd.	0	18-0
1/8	14	4	18	0	18	0	2 Class X/13 Felonies/3 Misd.	1	18-1
1/9	11	5	16	0	16	0	1 Class X/11 Felonies/4 Misd.	2	16-2
1/10	14	6	20	0	20	0	1 Class X/1 DOJJ/10 Felonies/8 Misd.	1	20-1
1/11	14	6	20	0	20	0	1 Class X/1 DOJJ/10 Felonies/8 Misd.	2	20-2
1/12	15	6	21	0	21	0	1 Class X/1 DOJJ/10 Felonies/9 Misd.	2	21-2
1/13	15	7	22	0	21	1	1 Class X/2 DOJJ/10 Felonies/9 Misd.	1	22-1
1/14	13	6	19	0	18	1	1 Class X/1 DOJJ/10 Felonies/7 Misd.	1	19-1
1/15	12	6	18	0	18	0	1 Class X/10 Felonies/7 Misd.	1	18-1
1/16	12	7	19	0	19	0	1 Class X/11 Felonies/7 Misd.	0	19-0
1/17	12	7	19	0	19	0	1 Class X/2 DOJJ/9 Felonies/7 Misd.	1	19-1
1/18	12	6	18	0	18	0	1 Class X/2 DOJJ/8 Felonies/7 Misd.	0	18-0
1/19	12	6	18	0	18	0	1 Class X/2 DOJJ/8 Felonies/7 Misd.	0	18-0
1/20	12	6	18	0	17	1	1 Class X/3 DOJJ/8 Felonies/6 Misd.	1	18-1
1/21	11	6	17	0	17	0	1 Class X/2 DOJJ/8 Felonies/6 Misd.	1	17-1
1/22	13	7	20	0	20	0	2 Class X/2 DOJJ/8 Felonies/8 Misd.	0	20-0
1/23	13	5	18	0	17	1	2 Class X/2 DOJJ/7 Felonies/7 Misd.	1	18-1
1/24	12	5	17	0	16	1	2 Class X/2 DOJJ/6 Felonies/7 Misd.	0	17-0
1/25	10	5	15	0	15	0	2 Class X/7 Felonies/6 Misd.	0	15-0
1/26	10	5	15	0	15	0	2 Class X/7 Felonies/6 Misd.	1	15-1
1/27	10	4	14	0	14	0	2 Class X/7 Felonies/5 Misd.	1	14-1
1/28	10	5	15	0	15	0	2 Class X/7 Felonies/6 Misd.	0	15-0
1/29	9	5	14	0	14	0	2 Class X/6 Felonies/6 Misd.	1	14-1
1/30	9	4	13	0	13	0	2 Class X/1 DOJJ/6 Felonies/4 Misd.	1	13-1
1/31	9	5	14	0	14	0	2 Class X/1 DOJJ/6 Felonies/5 Misd.	1	14-1

NOTE: Columns 4 & 5 refer to juvenile or adult Court proceedings; columns 6 & 7 refer to Champaign County cases or other counties being charged to house minors at JDC. Releases refers to minors arrested by police, however released to the parents without being detained at the Center. Totals are minors detained / released for that particular date.

# Monthly Juvenile Probation Report

Circuit SIXTH County CHAMPAIGN Month/Year ## 14-Jan Preparer Teresa Zebe

I. Juvenile Court Activity	1. Delinquency	2. Addiction	3. MRAI	4. Truancy	5. Neglect/Abuse	6. Dependant	7. Total
A. Petitions Filed	11	0	0	0	10	0	21
B. Court Action During Month							
1. Petitions Dismissed	11	0	0	0			11
2. Cont. Under Supervision	0	0	0	0			0
3. Adjudication	6	0	0	0			6

II. Criminal Prosecutions	
A. Automatic	0
B. Discretionary	0
C. Total	0

III. Admissions During Month to Active Caseload		
	Formal	Informal
A. Delinquency	6	5
B. Addiction	0	0
C. MRAI	0	0
D. Truancy	0	0
E. Neglect/Abuse	0	0
F. Dependant	0	0
G. Total	6	5

IV. Demographics for Admissions		
A. Sex	Formal	Informal
Male	6	4
Female	0	1
<b>Total</b>	<b>6</b>	<b>5</b>

C. Race/Ethnicity	Formal	Informal
American Indian/Eskimo	0	0
Asian/Pacific Islander	0	0
Black	2	5
Hispanic Origin	0	0
White	3	0
Other	1	0
<b>Total</b>	<b>6</b>	<b>5</b>

V. Intakes Completed	
A. Full Intakes	8
B. Partial Intakes	0
C. Total	8

B. Age	Formal	Informal
12-Under	0	1
13yrs.	0	0
14yrs.	0	1
15yrs.	1	1
16yrs.	2	1
17-over	3	1
<b>Total</b>	<b>6</b>	<b>5</b>

D. Education (Delinquency Only)		
Enrolled in School	Formal	Informal
At Offense	5	5

VII. Court Ordered Programs	
A. Alcohol	0
B. Drug Treatment	0
C. Alcohol & Drug Treatment	1
D. Youth Services Agency	0
E. Mental Health	0
F. Alternative Education	0
G. TASC	0
H. UDIS	0
I. JTPA	0
J. Other (explain)	0

VI. Restitution and fees ordered (Active and Administrative)	
A. New Cases Ordered to Pay Restitution	1
B. Total Amount of Restitution Ordered	\$4,500
C. Number of New Cases Ordered to Pay Fees	(6) \$1,170

VIII. Placements			
	1. In State	2. Out of State	3. Total
A. Number Beginning of Month	7	5	12
B. Ordered Placed During Month			
1. Foster Home	0	0	0
2. Group Home	0	0	0
3. Resid. Treatment	0	0	0
4. With Relative	2	0	2
5. Subtotal	2	0	2
C. Number Removed During Month	0	0	0
D. Total End of Month	9	5	14

IX. Active Caseload						
	a. Probation	b. Supervision	c. Cont. Under Sup.	d. Informal	e. Other	f. Total
A. Caseload Beg. of Month	143	0	4	9	5	161
B. New Admissions	6	0	0	5	0	11
C. Re-admitted from Admin	2	0	0	0	0	2
D. Transferred In	4	0	0	0	0	4
E. Subtotal (A+B+C+D)	155	0	4	14	5	178
F. Cases Dropped						
1. Scheduled Termination	7	0	2	1	2	12
2. Early Termination	0	0	0	0	0	0
3. Absconder/Warrant	1	0	0	0	0	1
4. Revoked-Technical	1	0	0	0	0	1
5. Revoked-New Offense	3	0	0	0	0	3
6. Alternate DOC Commit.	1	0	0	0	0	1
7. Unsatisfactory Termination	2	0	0	0	0	2
8. Transferred Out	3	0	0	0	0	3
9. Other (explain)	0	0	0	0	0	0
10. Subtotal (Add 1-9)	18	0	2	1	2	23
G. Caseload End of Month(E-F10)	137	0	2	13	3	155

X. Commitments to DOC	
A. Full	4
B. Evaluation	0
C. Habitual Juv. Offender	0
D. Violent Juv. Offender	0
E. Total	4

XI. Interstate Compact Cases	
Number	4

XII. Administrative Caseload	
A. Active	12
B. Inactive	1

XIII. Classification of Active Caseload					
	a. Max.	b. Med.	c. Min.	d. Unclassified	e. Total
A. Probation	30	99	8	0	137
B. Supervision	0	0	0	0	0
C. Cont. Under Sup.	0	2	0	0	2
D. Informal	0	0	13	0	13
E. Other	0	3	0	0	3
F. Total	30	104	21	0	155


XIV. Investigations	
	Completed
A. Social Histories	6
B. Adoption	0
C. Contested Custody	0
D. Suppl. Soc. Hist.	3
E. Intake Screening	0
F. Other (Explain)	26
G. Total	35

XV. Case Violations Reported			
	1. Technical	2. New Offense	3. Total
Violations Reported	3	0	3

XVI. Court Actions on Violations			
	1. Technical	2. New Offense	3. Total
A. No Violations	0	0	0
B. Violation Found	4	1	5
C. Total Court Action	4	1	5

XVII. Home Detention/Electronic Monitoring				
	A. PreAdjud. Home Det.		B. Post Adjud. Home Det.	
	1. Ordered this Month	2. End of Month	1. Ordered this Month	2. End of Month
a. With Elect. Monit.				
b. Without Elect. Monit.	None			
c. Total				

Signature Of Approval by Chief/Director



# Monthly Juvenile Probation Report Addendum

Effective 01/01/2014

Circuit Sixth County Champaign Month/Year January 2014 Preparer Teresa Zebe

This report is to be completed for only those juvenile case admissions resultant from Public Act 95-1031 and Public Act 98-0061, which extends the jurisdiction of the juvenile court to include minors under the age of 18 who commit misdemeanor and felony offenses. Thus, this Addendum Report will only include those 17 year olds referred by the court for qualifying misdemeanor and felony offenses. Cases reported on this form are to also be reported on the Monthly Juvenile Probation Report in the appropriate sections to ensure the complete monthly reporting of your department's juvenile caseload.

### XVIII. Admissions to Active Caseload

	Male					Female					Offense Type								Number of 17 year olds							
	Race/Ethnicity										Property		Person		Drug		Alcohol		Other		Felony	Misd.				
	AI	A	B	H	W	O	AI	A	B	H	W	O	M	F	M	F	M	F	M	F			M	F		
A. Probation					2								2	1										1	2	
B. Supervision																										
C. Count. Under Sup.																										
D. Informal																										
E. Other																										
<b>Total</b>	0	0	0	0	2	0	0	0	1	0	0	0	2	1	0	0	0	0			0	0	0	0	1	2

### XIX. Investigations

	Male	Female
A. Social Histories	0	0
B. Supplemental Social History	0	0
C. Other Investigations	0	0
<b>Total</b>	0	0

Note: Race/Ethnicity are the same categories currently in use on monthly reports. Alcohol is to include minor in possession, use, and/or under the influence offenses. Please specify offenses reported under the Other category.

### XX. Risk Classification for End of Month Active Caseload (P/ (PA 95-1031 and PA 98-0061 cases)

	Maximum		Medium		Minimum		Unclassified		Total		Felony		Misdemeanor	
	Male	Female	Male	Female	Male	Female	Male	Female	Male	Female	Male	Female	Male	Female
A. Probation			9	3			3		9	6	2	0	7	6
B. Supervision														
C. Count. Under Sup.														
D. Informal														
E. Other			2						2					2
<b>Total</b>	0	0	11	3	0	3	0	0	11	6	2	0	7	8

# CHAMPAIGN COUNTY PROBATION AND COURT SERVICES

Joseph J. Gordon  
Director

---

---

Probation Services  
Courthouse  
101 E. Main  
Urbana, IL 61801  
Phone: (217) 384-3753  
Fax: (217) 384-1264

Detention Services  
400 S. Art Bartell Rd.  
Urbana, IL 61802  
Phone: (217) 384-3780  
Fax: (217) 384-8617

To Whom It May Concern:


Re: January 2014 STATISTICAL EXPLANATION

Please be advised that the explanation for section XIV – (F); on the January 2014,  
Statistical Form is a follows:

XIV – (F): Remission/Review Reports (26)

Should you have any questions, please do not hesitate to contact me at (217)384-3753.

Respectfully,



Teresa Zebe  
Supervisor Juvenile Probation

# MONTHLY ADULT PROBATION REPORT

Circuit: 6

Department: Adult

Preparer: Robert Wyre

I. Intakes Completed During Month			
A. Full	73	B. Partial	2

II. Demographics of Intakes		
A. Sex		
	a. Felony	b. Other
1. Male	48	15
2. Female	9	3
<b>3. Total</b>	<b>57</b>	<b>18</b>

B. Age		
	a. Felony	b. Other
1. 17-Under	1	0
2. 18-20	8	3
3. 21-30	24	7
4. 31-40	11	3
5. 41-49	2	4
6. 50-Over	11	1
<b>7. Total</b>	<b>57</b>	<b>18</b>

C. Race and Ethnicity		
	a. Felony	b. Other
1. American Indian	0	0
2. Asian	0	0
3. Black	26	5
4. Hispanic	4	0
5. White	27	13
6. Other	0	0
<b>7. Total</b>	<b>57</b>	<b>18</b>

D. Background at Offense		
	a. Felony	b. Other
1. Employed	17	9
2. High School Grad.	34	12

E. Felony Offense Classification			
1. Class 1	1	4. Class 4	34
2. Class 2	11	5. Other	0
3. Class 3	11	<b>6. Total</b>	<b>57</b>

III. Restitution and Fees Ordered (Active and Administrative)	
A. New Cases Ordered to Pay Restitution	51
B. Total Amount of Restitution Ordered	50286.51
C. Number of New Cases Ordered to Pay Fees	82

IV. Programs Ordered for New Cases (Active and Administrative)	
A. Alcohol Treatment	2
B. Drug Treatment	5
C. Alcohol and Drug Treatment	18
D. Mental Health	11
E. Sex Offender Treatment	4
F. TASC	0

V. Programs Ordered for DUI Cases (Active and Administrative)	
A. DUI Education	0
B. Treatment	0
C. Education and Treatment	10
D. Other (Explain)	0

VI. DUI Assessment Level (Active and Administrative)						
	Level 1	Level 2 Signif.	Level 2 Med	Level 3	None	Total
A. Probation	0	0	0	0	0	0
B. Conditional Discharge	0	0	0	0	0	0
C. Supervision	0	0	0	0	0	0
<b>D. Total</b>	<b>0</b>	<b>0</b>	<b>0</b>	<b>0</b>	<b>0</b>	<b>0</b>

VII.	Home Confinement		Pretrial Release		Total End of Month
	Order During Month		Order During Month		
A. Electronically Monitored	0		0	0	0
B. Non-electronically Monitored	0		0	0	0
<b>C. Total</b>	<b>0</b>		<b>0</b>	<b>0</b>	<b>0</b>

**VIII. Active Caseload**

	Felony	Misd.	DUI	Traffic	Total	
<b>A. Beginning Caseload</b>	1035	235	189	13	1472	
<b>B. Admissions</b>						
1. Probation	62	12	10	2	86	
2. Conditional Discharge	0	0	0	0	0	
3. Supervision	0	0	0	0	0	
<b>4. Subtotal (1+2+3)</b>	<b>62</b>	<b>12</b>	<b>10</b>	<b>2</b>	<b>86</b>	
C. Readmitted Administrative	46	9	8	2	65	
<b>D. Subtotal (A+B4+C)</b>	<b>1143</b>	<b>256</b>	<b>207</b>	<b>17</b>	<b>1623</b>	
<b>E. Cases Dropped</b>						Employed
1. Scheduled Termination	24	4	9	0	37	0
2. Early Termination	0	0	0	0	0	0
3. Absconder/Warrant	5	1	1	0	7	
4. Revoked-Technical	8	1	0	0	9	0
5. Revoked-New Offense	2	0	0	0	2	0
6. Alternate DOC Commitment	0	0	0	0	0	
7. Unsatisfactory Termination	1	1	0	0	2	0
8. Transferred Out	69	16	11	3	99	
9. Other (Explain)	2	0	0	0	2	0
<b>10. Subtotal (add 1 through 9)</b>	<b>111</b>	<b>23</b>	<b>21</b>	<b>3</b>	<b>158</b>	<b>0</b>
<b>F. Total (D-E10)</b>	<b>1032</b>	<b>233</b>	<b>186</b>	<b>14</b>	<b>1465</b>	

**XI. Classification of Active Caseload**

	Max	Med	Min	Uncl	Total
A. Felony	129	818	85	0	1032
B. Misdemeanor	24	172	37	0	233
C. DUI	3	84	99	0	186
D. Traffic	0	10	4	0	14
<b>E. Total</b>	<b>156</b>	<b>1084</b>	<b>225</b>	<b>0</b>	<b>1465</b>

**XIV. Investigations Completed**

	Felony	Misd	DUI	Traffic	Total
A. Pre-sentence	18	4	22	0	44
B. Abbreviated PSI	0	0	0	0	0
C. Pretrial Bond Reports	1	0	0	0	1
D. Record Checks	0	0	0	0	0
E. JDP	0	0	0	0	0
F. Other (Explain)	0	0	0	0	0

**IX. Commitments to DOC**

Number	4
--------	---

**X. Interstate Compact Cases**

Number	29
--------	----

**XII. Administrative Caseload**

A. Active	489
B. Inactive	247

**XIII. Full PSI's Ordered/Pending**

Number Ordered	31	Number Pending	37
----------------	----	----------------	----


**XV. Case Violations Reported**

	Technical	Offense
Violations Reported	62	13

**XVI. Court Action on Violations**

	Technical	Offense
A. No Violations	12	3
B. Violation	13	1
<b>C. Total</b>	<b>25</b>	<b>4</b>

Signature of Approval by Chief/Director



# CHAMPAIGN COUNTY PROBATION AND COURT SERVICES

Joseph J. Gordon  
Director

---

---

Probation Services  
Courthouse  
101 E. Main  
Urbana, IL 61801  
Phone: (217) 384-3751  
Fax: (217) 384-1264

Detention Services  
400 S. Art Bartell Rd.  
Urbana, IL 61802  
Phone: (217) 384-3780  
Fax: (217) 384-8617

February 13, 2014

To: Administrative Office of the Illinois Courts

From: Champaign County Court Services Department

Re: Monthly Adult Probation Report - January 2014


The following intended to provide explanation for the information contained in the specified categories on the current Monthly Adult Probation Report.

## Section V – Programs for D.U.I Cases / Other

Other programs ordered for D.U.I. cases include attendance at a Victim Impact Panel presentation, attendance at AA/NA meetings and/or Public Service Work.

## Section VIII – Active Caseload/E9 Cases Dropped – Other

- One felony client is deceased
- One felony client's file was closed out by judicial order



Robert Wyre  
Supervisor, Specialized Services